FORT WORTH®

2022-2023 CONSOLIDATED ANNUAL PERFORMANCE AND EVALUATION REPORT (CAPER)

Final Version – December 2023

CR-05 - Goals and Outcomes

Progress the jurisdiction has made in carrying out its strategic plan and its action plan. 91.520(a)
This could be an overview that includes major initiatives and highlights that were proposed and executed throughout the program year.

The 2022-2023 Consolidated Annual Performance and Evaluation Report (CAPER) summarizes how the City of Fort Worth (City) spent federal funds for housing and community development, and reports City's progress in meeting its goals for the reporting period October 1, 2022, through September 30, 2023. The CAPER includes activities funded by the Community Development Block Grant (CDBG), Emergency Solutions Grant (ESG), HOME Investment Partnerships Program (HOME), and Housing Opportunities for Persons with AIDS (HOPWA) grants. The following is a summary of City progress in meeting goals:

1. Rental Housing**:** Casa de los Sueños, will convert a former motel into 55 units of deeply affordable housing made available to families exiting homelessness. Grant funds were used to reimburse the cost of acquiring the motel. Construction is currently underway. The remaining balance of grant funds will be paid at project completion, in May 2024. There are three rental housing projects underway- Palladium Fain, Cowan Place, and Hughes House. Palladium Fain is a 90-unit development in the Riverside neighborhood. Of the 90 units, 81 will be affordable to tenants who earn 60% or less of AMI; 9 will be set aside as market rate units. There will be 6 HOME units. Cowan Place is a four-story multifamily development targeting seniors (age 62+) who earn 80% or less AMI. Of the 174 units to be constructed, 163 will be one-bedroom and 11 will be two-bedroom. Construction for the Cowan Place Apartments Development is underway and is approximately 97% complete. The completion of this activity is anticipated on or before December 31, 2023, with all HOME units (4) leased by HOME-eligible households. There will be 48 Project-Based Voucher (PBV) units to serve as replacement units for the units demolished at Cavile Place, 9 of which will serve as PSH for individuals experiencing chronic homelessness. Hughes House is in its initial development stage and is the second phase of the Stop Six Choice Neighborhood Initiative Transformation Plan in southeast Fort Worth. It is a 210 multifamily housing development that will consist of apartments and townhomes.
2. Single-Family Construction**:** There are currently four (4) single-family homes under construction in the Ash Crescent neighborhood being developed and sold by the City's nonprofit partner, Development Corporation of Tarrant County. All homes are expected to be completed and sold during the next program year.
3. Homeownership: 30 homebuyers received down payment and closing cost assistance and 212 households received homeownership training.
4. Housing Rehabilitation: 489 low- and moderate-income homeowners received repairs to their homes through the Cowtown Brush Up Program, Priority Repair Program, and Lead Safe Program. Also, 69 income-eligible homeowners received accessibility improvements.

5. Homeless Housing and Service Activities: 60 persons at risk of becoming homeless were provided with Homelessness Prevention assistance (TSA); 70 households experiencing homelessness received Rapid Rehousing rental assistance (CTL); 904 individuals experiencing homelessness received outreach services; 904 individuals experiencing homelessness received case management. In addition, the City funded Emergency Shelter Operations on behalf of 3,742 homeless persons.

6. Public Service Activities: 388 low-income youth received reading, STEM, and other educational support services; 389 received coaching, mentoring, counseling and other services; 904 homeless persons received case management and other supportive services; 291 persons with disabilities received support services; 265 low-income persons received employment services; 170 low-income seniors received financial exploitation prevention services.

Comparison of the proposed versus actual outcomes for each outcome measure submitted with the consolidated plan and explain, if applicable, why progress was not made toward meeting goals and objectives. 91.520(g)

Categories, priority levels, funding sources and amounts, outcomes/objectives, goal outcome indicators, units of measure, targets, actual outcomes/outputs, and percentage completed for each of the grantee's program year goals.

Goal	Category	Source / Amount	Indicator	Unit of Measure	Expected – Strategic Plan	Actual – Strategic Plan	Percent Complete	Expected – Program Year	Actual – Program Year	Percent Complete
Children/Youth Training and Mentorship	Non-Housing Community Development	CDBG: $	Public service activities other than Low/Moderate Income Housing Benefit	Persons Assisted	3760	4868	129.47%	944	880	93.22%
Homeless Services	Homeless	CDBG: $ / HOPWA: $ / ESG: $	Public Facility or Infrastructure Activities other than Low/Moderate Income Housing Benefit	Persons Assisted	0	59	0.00%	0	0	0%

Homeless Services	Homeless	CDBG: $ HOPWA: $ / ESG: $	Public service activities other than Low/Moderate Income Housing Benefit	Persons Assisted	850	6884	809.88%	0	1740	0.00%
Homeless Services	Homeless	CDBG: $ / HOPWA: $ / ESG: $	Public service activities for Low/Moderate Income Housing Benefit	Households Assisted	375	0	0.00%	281	0	0%
Homeless Services	Homeless	CDBG: $ / HOPWA: $ / ESG: $	Tenant-based rental assistance / Rapid Rehousing	Households Assisted	503	359	71.37%	138	24	17.39%
Homeless Services	Homeless	CDBG: $ / HOPWA: $ / ESG: $	Homeless Person Overnight Shelter	Persons Assisted	26615	22362	84.02%	2684	1640	61.10%
Homeless Services	Homeless	CDBG: $ / HOPWA: $ / ESG: $	Overnight/Emergency Shelter/Transitional Housing Beds added	Beds	0	0	0	0	0	0%
Homeless Services	Homeless	CDBG: $ / HOPWA: $ / ESG: $	Homelessness Prevention	Persons Assisted	4580	339	7.40%	60	116	193.33%

Homeless Services	Homeless	CDBG: $ / HOPWA: $ / ESG: $	Jobs created/retained	Jobs	0	0		0	0	0%
Homeless Services	Homeless	CDBG: $ / HOPWA: $ / ESG: $	HIV/AIDS Housing Operations	Household Housing Unit	300	550	183.33%	253	50	19.76%
Improve Accessibility of Public / Private Spaces	Non-Homeless Special Needs	CDBG: $	Public Facility or Infrastructure Activities other than Low/Moderate Income Housing Benefit	Persons Assisted	10000	12270	122.70%	0	0	0.00%
Improve Accessibility of Public / Private Spaces	Non-Homeless Special Needs	CDBG: $	Homeowner Housing Rehabilitated	Household Housing Unit	355	293	82.54%	60	71	118.33%
Poverty Reduction and Household Stabilization	Non-Housing Community Development	CDBG: $	Public Facility or Infrastructure Activities other than Low/Moderate Income Housing Benefit	Persons Assisted	0	0	0	361	0	0%
Poverty Reduction and Household Stabilization	Non-Housing Community Development	CDBG: $	Public service activities other than Low/Moderate Income Housing Benefit	Persons Assisted	3850	2037	52.91%	0	273	0%

Poverty Reduction and Household Stabilization	Non-Housing Community Development	CDBG: $	Façade treatment/ business building rehabilitation	Business	0	0	0	0	2	0%
Poverty Reduction and Household Stabilization	Non-Housing Community Development	CDBG: $	Businesses assisted	Businesses assisted	0	0	0	0	98	0%
Poverty Reduction and Household Stabilization	Non-Housing Community Development	CDBG: $	Homeless Person Overnight Shelter	Persons Assisted	0	0	0	0	0	0%
Preserve Aging Housing Stock	Affordable Housing	CDBG: $ / HOME: $	Rental units rehabilitated	Household Housing Unit	100	0	0.00%	0	0	0%
Preserve Aging Housing Stock	Affordable Housing	CDBG: $ / HOME: $	Homeowner Housing Rehabilitated	Household Housing Unit	2245	1957	87.17%	330	466	141.21%
Promote Affordable Housing for Renters/Owners	Affordable Housing	CDBG: $ / HOME: $	Public Facility other than Infrastructure Activities for Low/Moderate Income Housing Benefit	Persons Assisted	0	0	0%	0	2610	0%
Promote Affordable Housing for Renters/Owners	Affordable Housing	CDBG: $ / HOME: $	Public Facility or Infrastructure Activities for Low/Moderate Income Housing Benefit	Households Assisted	0	0	0%	0	0	0%

Promote Affordable Housing for Renters/Owners	Affordable Housing	CDBG: $ / HOME: $	Public service activities other than Low/Moderate Income Housing Benefit	Persons Assisted	0	847	0%	0	252	0%
Promote Affordable Housing for Renters/Owners	Affordable Housing	CDBG: $ / HOME: $	Public service activities for Low/Moderate Income Housing Benefit	Households Assisted	2070	674	32.56%	200	0	0%
Promote Affordable Housing for Renters/Owners	Affordable Housing	CDBG: $ / HOME: $	Rental units constructed	Household Housing Unit	64	29	43.51%	237	12	5.06%
Promote Affordable Housing for Renters/Owners	Affordable Housing	CDBG: $ / HOME: $	Homeowner Housing Added	Household Housing Unit	36	100	277.78%	4	32	800.00%
Promote Affordable Housing for Renters/Owners	Affordable Housing	CDBG: $ / HOME: $	Direct Financial Assistance to Homebuyers	Households Assisted	300	147	49.00%	10	0	0%
Promote Affordable Housing for Renters/Owners	Affordable Housing	CDBG: $ / HOME: $	Homeless Person Overnight Shelter	Persons Assisted	0	0	0%	0	0	0%
Support programming for Aging-In-Place	Non-Homeless Special Needs	CDBG: $	Public Facility or Infrastructure Activities other than Low/Moderate Income Housing Benefit	Persons Assisted	0	0	0%	0	0	0%

Support programming for Aging-In-Place	Non-Homeless Special Needs	CDBG: $	Public service activities other than Low/Moderate Income Housing Benefit	Persons Assisted	4640	3276	70.60%	4078	461	11.30%
Targeted Neighborhood Revitalization	Non-Housing Community Development	CDBG: $	Public Facility or Infrastructure Activities other than Low/Moderate Income Housing Benefit	Persons Assisted	11002	3740	33.99%	2000	0	0%

Table 1 - Accomplishments – Program Year & Strategic Plan to Date

Assess how the jurisdiction's use of funds, particularly CDBG, addresses the priorities and specific objectives identified in the plan, giving special attention to the highest priority activities identified.

Goals for the 2022-2023 Action Plan year were met in the following areas:

- Homeless Services (Homeless Prevention)
- Improve accessibility of Public/Private Spaces(Homeowner Housing Rehabilitation)
- Preserve Aging housing stock (Homeowner housing added)
- Promote affordable housing for renters/owners (Homeowner housing added)

Overall ConPlan goals were met in the following areas:

- Children/Youth Training and Mentorship
- Improve Accessibility of Public/Private Spaces (Public Facilities)
- Homeless Services (HIV/AIDS Housing Operations)
- Homeless Services (Public service activities other than Low/Moderate Income Housing Benefit)
- Promote affordable housing for renters/owners (Homeowner housing added)

The remaining ConPlan and Annual Action Plan goals were not met primarily due to the slow upstart following the impact of the coronavirus and as a result of the influx of additional funding allocated to the City of Fort Worth from the American Rescue Plan Act and coronavirus funding. This impacted the amount of funding sub-recipients were able to spend in a timely manner. A number of Public Service Agencies received both entitlement funds and coronavirus funds. The last of the additional funding from the ARPA and coronavirus funding was expended during this

program year, so it is anticipated that goals for the new ConPlan and Annual Action Plan will be met.

CR-10 - Racial and Ethnic composition of families assisted

Describe the families assisted (including the racial and ethnic status of families assisted). 91.520(a)

RACE	CDBG	HOME	ESG	HOPWA	TOTAL
White	1458	22			1480
Black/African American	1895	42			1937
Asian	26	19			45
American Indian or American Native	11	0			11
Native Hawaiian or other Pacific Islander	1	0			1
TOTAL	3391	83			3474
ETHNICITY	**CDBG**	**HOME**	**ESG**	**HOPWA**	**TOTAL**
Hispanic	668	18			686
Not Hispanic	2723	65			2788

Table 2 – Table of assistance to racial and ethnic populations by source of funds

Narrative

City-funded programs have continued to be effective in reaching a diverse population throughout Fort Worth, including low-income individuals, seniors, racially and ethnically minorities, persons with mobility impairments, and those experiencing homelessness. This includes all of the programs/services offered throughout the Neighborhood Services Department and/or its subrecipient agency partners - Homebuyer Assistance Program, Priority Repair Program, Cowtown Brushup, Lead Hazard Reduction Program, REACH Project Ramp, and homeless services provided through partner agencies. ESG demographic information is submitted through SAGE HMIS. HOPWA demographic information is submitted separately through Cloudburst Group.

CR-15 - Resources and Investments 91.520(a)

Identify the resources made available

Source of Funds	Source	Resources Made Available	Amount Expended During Program Year
CDBG	public - federal	6,946,710.00	13,296,934.65
HOME	public - federal	3,216,685.00	1,340,611.47
HOPWA	public - federal	2,232,710.00	2,402,432.77
ESG	public - federal	628,543.00	2,644,402.25

Table 3 - Resources Made Available

Narrative

The above resources made available include all funds allocated for the 2022-2023 program year and anticipated program income. The expenditures include funds from both current and prior years, as well as expenditures of program income received during the year. Many projects, such as public facilities or affordable housing development, take more than one year to complete. During the reporting period, the following Federal Program Administration requirements were met:

- CDBG: 100% of CDBG funds spent were dedicated to activities that benefitted low-and moderate-income individuals, thus exceeding the 70% minimum standard for overall program benefits. 20% of the CDBG funds expended were spent on planning and administration, thus complying with the 20% cap for administration. 15% of the CDBG funds were spent on public service activities, thus complying with the 15% cap for public service activities.
- Timeliness Test: The City expended CDBG funds in a timely manner in accordance with HUD regulations, which require that a grantee not have more than 1.5 times its prior year grant amount on hand, 60 days before the end of its program year.
- HOME: HOME funds spent for planning and administration were less Than the 10% cap for administration. The funds expended included Program Income from loan repayments received during the year. The City met the statutory 24-month total commitment and CHDO reservation deadline for its FY2022 HOME allocation, as well as the statutory 8-year expenditure requirement for its FY 2018 HOME allocation.

Identify the geographic distribution and location of investments

Target Area	Planned Percentage of Allocation	Actual Percentage of Allocation	Narrative Description
Citywide	100	100	Comprehensive

Table 4 – Identify the geographic distribution and location of investments

Narrative

Though most HUD-funded programs are geographically distributed citywide, and the Consolidated Plan does not designate particular target area goals, the City also funded some projects in targeted areas during the program year.

Citywide Programs: Rehabilitation and homebuyer programs are offered citywide, with all residents eligible to apply based on income and other program requirements. These include the Cowtown Brush Up, Lead Safe, REACH, and Priority Repair programs which offer housing rehabilitation assistance to low- and moderate-income homeowners citywide. However, based on the age of housing stock and the residency pattern of lower-income homeowners, the majority of homes completed for these housing rehabilitation programs are located in central city areas as shown on the attached maps. The Homebuyer Assistance Program (HAP) provided down payment and closing cost assistance to income-eligible applicants on a citywide basis. The attached map shows the geographic distribution and location of investments for the HAP program.

Neighborhood street reconstruction projects funded with CDBG are provided in eligible areas citywide. These areas must have 51% low-and moderate-income population in order to qualify and are generally located in areas inside Highway Loop 820. A list of potential streets is provided by the City Transportation and Public Works Department each year, showing the streets in the worst condition in eligible areas. The list is published to obtain citizen input regarding which streets should be reconstructed with federal funds. This process is used each year for the development of the annual Action Plan for the use of CDBG and other HUD grant funds.

Target Projects: Some federal funds have been allocated to targeted areas to revitalize neighborhoods. The City also works with various Community Housing Development Organizations (CHDOs) and housing developers to construct infill housing in targeted neighborhoods. During the program year, HUD grant funds were provided to developers building houses in the Poly and Ash Crescent neighborhoods.

Leveraging

Explain how federal funds leveraged additional resources (private, state and local funds), including a description of how matching requirements were satisfied, as well as how any publicly owned land or property located within the jurisdiction that was used to address the needs identified in the plan.

Private and local funds are leveraged by both housing and public service activities. For public services, CDBG, ESG, and HOPWA subrecipient non-profit agencies documented leveraged funds from additional private and public, non-HUD resources. The statutory ESG match requirements was met by each of the five (5) subrecipient agencies as outlined below.

Center for Transforming Lives met the ESG match requirement through the leveraging of donations and grants received from Tarrant County, City of Arlington, and Continuum of Care. These leveraged funds were used to cover staff salaries and fringe benefits, utilities, operation expenses, and rental assistance/security deposits for clients.

Presbyterian Night Shelter met the ESG match requirement through the leveraging of private fundraising, donations from Tarrant County ESG, and FEMA Emergency Food & Shelter Program. Leveraged funds were used to cover costs of staff salaries, fringe benefits, utilities, operation expenses and meals served to shelter clients.

The Salvation Army met the ESG match requirement through the leveraging of private fundraising, Directions Home grant, TDHCA ESG, and unrestricted general donations. Leveraged funds were used to pay for staff salaries, fringe benefits, and rental assistance to clients.

SafeHaven of Tarrant County met the ESG match requirement through the leveraging of private donations from the Fort Worth Foundation and Tarrant County ESG. Leveraged funds were used to cover costs for staff salaries, fringe benefits, utilities, maintenance, and program supplies.

For HOPWA, the two project sponsors (AIDS Outreach Center, Tarrant County Samaritan Housing), leveraged funds from fundraising, private donations, Tarrant County Public Health Department, Tarrant County Community Development, and other federal resources including Ryan White HIV/AIDS program funds.

The Homebuyer Assistance Program (HAP) leveraged **$5,544,926.23 i**n funds from home mortgages made by private lenders. HOME-funded multifamily developments leverage significant amounts of private lenders. HOME-funded multifamily rental housing projects underway include Cowan Place Senior Housing Development.

HOME match obligations were met through the leverage of waived interest from Trinity Habitat for Humanity home loans.

Fiscal Year Summary – HOME Match	
1. Excess match from prior Federal fiscal year	2,162,288.66
2. Match contributed during current Federal fiscal year	190,074.24
3. Total match available for current Federal fiscal year (Line 1 plus Line 2)	2,352,362.90
4. Match liability for current Federal fiscal year	269,563.38
5. Excess match carried over to next Federal fiscal year (Line 3 minus Line 4)	2,082,799.52

Table 5 – Fiscal Year Summary - HOME Match Report

Match Contribution for the Federal Fiscal Year								
Project No. or Other ID	**Date of Contribution**	**Cash (non-Federal sources)**	**Foregone Taxes, Fees, Charges**	**Appraised Land/Real Property**	**Required Infrastructure**	**Site Preparation, Construction Materials, Donated labor**	**Bond Financing**	**Total Match**
Present value of yield foregone - Trinity Habitat for Humanity - Homebuyer Assistance Program	9/30/2023	0	190,074	0	0	0	0	190,074

Table 6 – Match Contribution for the Federal Fiscal Year

HOME MBE/WBE report

Program Income – Enter the program amounts for the reporting period				
Balance on hand at beginning of reporting period $	**Amount received during reporting period $**	**Total amount expended during reporting period $**	**Amount expended for TBRA $**	**Balance on hand at end of reporting period $**
222.433.98	58,809.42	15,045.62	0	265,837.78

Table 7 – Program Income

Minority Business Enterprises and Women Business Enterprises – Indicate the number and dollar value of contracts for HOME projects completed during the reporting period						
	Total	**Minority Business Enterprises**				
		Alaskan Native or American Indian	**Asian or Pacific Islander**	**Black Non-Hispanic**	**Hispanic**	**White Non-Hispanic**
Contracts						
Dollar Amount	0	0	0	0	0	0
Number	0	0	0	0	0	0
Sub-Contracts						
Number	0	0	0	0	0	0
Dollar Amount	0	0	0	0	0	0

	Total	**Women Business Enterprises**	**Male**
Contracts			
Dollar Amount	0	0	0
Number	0	0	0
Sub-Contracts			
Number	0	0	0
Dollar Amount	0	0	0

Table 8 - Minority Business and Women Business Enterprises

Minority Owners of Rental Property – Indicate the number of HOME assisted rental property owners and the total amount of HOME funds in these rental properties assisted						
	Total	**Minority Property Owners**				**White Non-Hispanic**
		Alaskan Native or American Indian	**Asian or Pacific Islander**	**Black Non-Hispanic**	**Hispanic**	
Number	0	0	0	0	0	0
Dollar Amount	0	0	0	0	0	0

Table 9 – Minority Owners of Rental Property

Relocation and Real Property Acquisition – Indicate the number of persons displaced, the cost of relocation payments, the number of parcels acquired, and the cost of acquisition		
Parcels Acquired	0	0
Businesses Displaced	0	0

Nonprofit Organizations Displaced	0	0
Households Temporarily Relocated, not Displaced	0	0

Households Displaced	Total	Minority Property Enterprises				White Non-Hispanic
		Alaskan Native or American Indian	Asian or Pacific Islander	Black Non-Hispanic	Hispanic	
Number	0	0	0	0	0	0
Cost	0	0	0	0	0	0

Table 10 – Relocation and Real Property Acquisition

CR-20 - Affordable Housing 91.520(b)

Evaluation of the jurisdiction's progress in providing affordable housing, including the number and types of families served, the number of extremely low-income, low-income, moderate-income, and middle-income persons served.

	One-Year Goal	Actual
Number of Homeless households to be provided affordable housing units	70	70
Number of Non-Homeless households to be provided affordable housing units	559	559
Number of Special-Needs households to be provided affordable housing units	199	199
Total	**828**	**828**

Table 11 – Number of Households

	One-Year Goal	Actual
Number of households supported through Rental Assistance	387	387
Number of households supported through The Production of New Units	41	41
Number of households supported through Rehab of Existing Units	390	390
Number of households supported through Acquisition of Existing Units	10	10
Total	**828**	**828**

Table 12 – Number of Households Supported

Discuss the difference between goals and outcomes and problems encountered in meeting these goals.

Table 11 summarizes housing activities by household type, while Table 12 provides the same information but is summarized by assistance type. The City met its goal of rehabilitation of existing units, production of new units, and acquisition of existing units.

The number of households to be assisted with Rental Assistance includes HOPWA TBRA clients, Rapid Rehousing clients, and HOPWA Facility Based Housing Assistance. The number of new units produced includes single-family and multifamily new construction - only HOME-assisted units are reported. Rehabilitation of existing units includes the Preserve-A-Home, Priority Repair, Cowtown Brush Up, Lead Safe, and REACH accessibility programs.

The number of homeless persons provided housing includes Rapid Rehousing activities performed by the Center for Transforming Lives, a subrecipient. The number of non-homeless provided with affordable housing includes both the rehabilitation programs (with the exception of REACH) and the new production of units, as summarized above. The number of special needs persons to be provided with affordable housing includes HOPWA TBRA, HOPWA Facility Based, and the REACH accessibility rehab program.

Discuss how these outcomes will impact future annual action plans.

For Rental Assistance , the City will continue to explore opportunities to expand partnerships with existing or new providers.

Include the number of extremely low-income, low-income, and moderate-income persons served by each activity where information on income by family size is required to determine the eligibility of the activity.

Number of Households Served	CDBG Actual	HOME Actual
Extremely Low-income	247	2
Low-income	151	1
Moderate-income	63	28
Total	**469**	**31**

Table 13 – Number of Households Served

CR-25 - Homeless and Other Special Needs 91.220(d, e); 91.320(d, e); 91.520(c)

Evaluate the jurisdiction's progress in meeting its specific objectives for reducing and ending homelessness through:

The City of Fort Worth is experiencing an increase in homelessness due to a convergence of factors including the expiration of emergency federal rental assistance funds, inflation and steep rental increases due to an increasing tight housing market.

The City has responded to the increase in homelessness through increasing investments in housing. Through increasing its general funds investment, City doubled the size of its rapid exit, diversion, shallow subsidy program in order to quickly move employed households out of homelessness and into housing. The City also increased funds for permanent supportive housing case management which it leveraged with Emergency Housing Vouchers provided by Texas Department of Housing and Community Affairs and overseen by Tarrant County Homeless Coalition.

Family homelessness in particular has spiked as COVID related emergency rental assistance funds have run out.

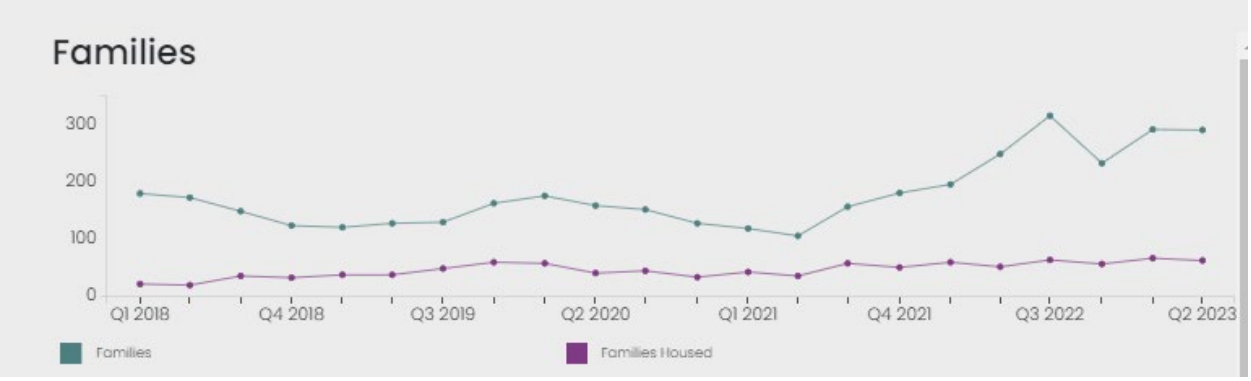

The City has responded to short-term and long-term needs of homeless families.

- The City allocated ESG-CV funds to support a non-congregate family shelter.
- The City allocated state funds to support a congregate family shelter which also serves as cold weather overflow shelter for families.
- By allocating $2 million, the City was able to support the development of 55 units of permanent housing for families experiencing homelessness through the Casa de los Suenos development.
- By allocating $8 million in ARPA funding, the City was able to support the development of 53 units of permanent housing for families experiencing homelessness through the Tobias Place development.

The City uses multiple funding sources to address homelessness. Through its general funding, the City supports the Continuum of Care by funding Tarrant County Homeless Coalition (HUD lead agency), which works to improve coordination and planning in the local homeless service system. The City also provides general funds for critical documents and mobile assessors.

Reaching out to homeless persons (especially unsheltered persons) and assessing their individual needs

The City's goal is to reduce unsheltered homelessness by quickly connecting households to permanent housing. The City encourages those living unsheltered to access emergency shelter – however that is not a requirement to access permanent housing. At times, there is no shelter capacity and even those who want to access shelter cannot do so.

Outreach teams are trained as mobile assessors or work with mobile assessors to help people acquire needed documents to either establish chronicity and/or disability. Outreach also works with people to obtain identification documents needed to apply for housing and employment.

The City partners with Continuum of Care agencies that have street outreach teams that serve the Fort Worth area: Acclaim Street Medicine, My Health My Resources of Tarrant County, Veterans Administration, Endeavors, CitySquare, Seasons of Change, Transition Resource Action Center and Hands of Hope. These outreach teams provide services to unsheltered homeless persons to connect them to stable housing. The outreach teams work individually with clients to conduct HUD and housing assessments in accordance with the CoC's Coordinated Assessment System. The City created a HOPE team through the Fort Worth Police Department. This team of officers - police and fire - works with those living unsheltered throughout the city.

Addressing the emergency shelter and transitional housing needs of homeless persons

In order to better serve the unsheltered population, the City of Fort Worth ("City") through its general funds is providing cold weather emergency shelter overflow beds.

The City provides ESG Funding for emergency shelters and homeless service agencies to maintain the core safety net. Agencies receiving ESG funding for emergency shelter in the 2023-2024 Action Plan include the Presbyterian Night Shelter, Safe Haven of Tarrant County, and True Worth Place (day shelter).

Helping low-income individuals and families avoid becoming homeless, especially extremely

low-income individuals and families and those who are: likely to become homeless after being discharged from publicly funded institutions and systems of care (such as health care facilities, mental health facilities, foster care and other youth facilities, and corrections programs and institutions); and, receiving assistance from public or private agencies that address housing, health, social services, employment, education, or youth needs

Also through ESG, the City is able to support homeless prevention by funding The Salvation Army and rapid rehousing by funding Center for Transforming Lives.

It is a City goal that any sub-recipient receiving federal funds to benefit homeless persons and persons at risk of homelessness will not discharge any person without conducting a risk assessment and making appropriate referrals to other community resources.

There is a monthly discharge planning meeting hosted by Tarrant County Homeless Coalition for homeless response agencies and local hospital staff to continue to solidity processes for discharge that best serve the community.

The CoC encourages homeless service agencies and other organizations which serve homeless and at-risk populations to develop and implement discharge plans that comply with the following general guidelines:

- Clients exiting a shelter and/or transitional housing program should be exited to stable housing, meaning to a decent, safe, and sanitary place meant for human habitation with a rent or mortgage that is affordable for the client at the time of exit.
- For clients exiting the shelter and/or program due to program non-compliance, agency staff should make every effort to ensure that the client is not discharged into homelessness; documentation of efforts must be maintained in the HMIS system on a HUD Exit Assessment form or equivalent.
- For clients receiving financial assistance prior to exit, agency staff should complete an assessment based on currently available income data. The purpose of this assessment is to determine whether stable housing will be maintained as a result of an income-producing job and/or other consistent financial resources. Fort Worth's HUD-funded homeless programs make every effort to comply with the above guidelines.

With regular ESG funding, the City of Fort Worth provides funding for homelessness prevention through The Salvation Army. There is a preference for serving formerly homeless households. This is a best practice acknowledging the only predictor of homelessness is a prior episode of homelessness.

Helping homeless persons (especially chronically homeless individuals and families, families with children, veterans and their families, and unaccompanied youth) make the transition to permanent housing and independent living, including shortening the period of time that individuals and families experience homelessness, facilitating access for homeless individuals and families to affordable housing units, and preventing individuals and families who were recently homeless from becoming homeless again

Chronically homeless

There are 157 permanent supportive housing units in 5 different developments in the development pipeline because of City allocated funding from several sources - HOME-ARP, general funds and Fort Worth Housing Finance Corporation funds.

Families

In doubling its rapid exit, shallow subsidy and diversion program, the City has prioritized families so they are quickly exited from the homeless system.

Veterans

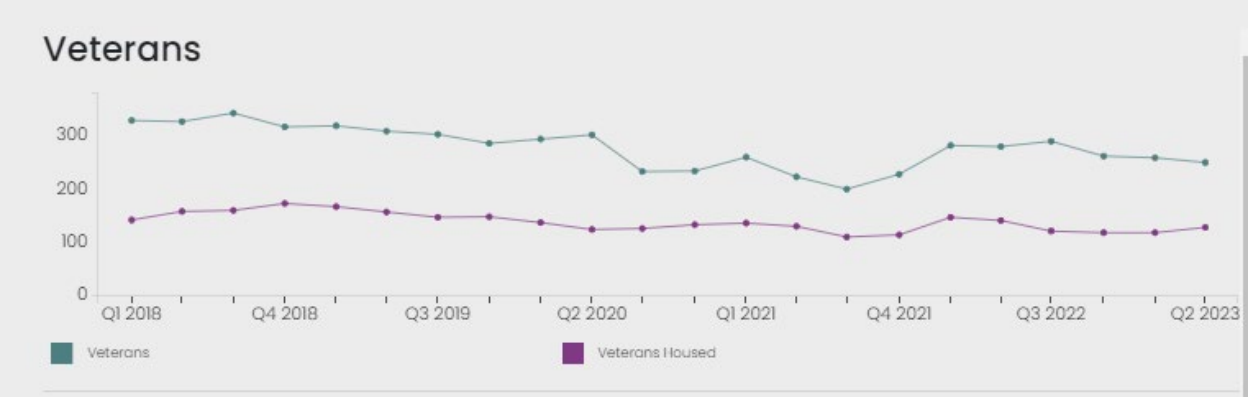

The system continues to make progress in lowering veteran homelessness.

Unaccompanied Youth

The City's Directions Home unit oversees a grant specifically for youth ages 18-24 from Texas Department of Housing and Community Affairs. This grant is used for rapid rehousing homeless youth.

CR-30 - Public Housing 91.220(h); 91.320(j)

Actions taken to address the needs of public housing

The City will continue to provide certifications of consistency with the Consolidated Plan for Fort Worth Housing Solutions (FWHS) projects and proposals and will continue to support FWHS efforts to obtain funds to expand affordable housing options. In recent years, FWHS has used various strategies to reposition its public housing portfolio. These strategies include the Department of Housing and Urban Development's Rental Assistance Demonstration program, Section 18 Demolition, and a proposed Streamlined Voluntary Conversion (Section 22). This has allowed FWHS to move families from a public housing platform to other forms of HUD rental assistance, such as Project-Based Rental Assistance (PBRA) and Housing Choice Voucher (HCV) and disperse units into areas of higher opportunity. As a result of repositioning public housing to these alternative rental assistance programs, FWHS has been able to leverage public and private funding to increase the supply of affordable housing in the City of Fort Worth.

FWHS will continue to utilize the Departments of Housing and Urban Developments Rental Assistance Demonstration tool to convert 179 units of public housing to a Projected Based Rental Assistance platform and apply for a Streamlined Voluntary Conversion for the remaining 16 public housing units by the end of the 4th quarter of 2026.

Additionally, the City of Fort Worth continues to support FWHS revitalization efforts for the Stop Six Choice Neighborhood Transformation Plan, which includes adding an additional 900 affordable housing units that will be located on the former J.A. Cavile Place public housing site and the surrounding area. Of the 900 units, 300 former public housing units will be converted to a Project Based rental assistance platform and the remaining units will be Low-income Housing Tax Credits and Market Rate units. Participation in these projects supports the financial stability of FWHS and has provided assisted housing residents with more options and opportunities to locate affordable rental units in what is currently a highly competitive rental market.

Fort Worth Housing Solutions currently has 48 properties in their inventory as shown below:

FWHS PROPERTY LIST			
Property	**City Council District**	**Address**	**Zip Code**
Alton Park	2	5712 Azle Avenue	76106
Aventine Tarrant Parkway Apartments	4	5551 N. Tarrant Pkwy	76244
Avondale Apartments	10	13101 Avondale Farms Rd.	76052
Bottle House/Highpoint	9	650 S. Main St.	76104
Butler Place Apartments	8	1201 Luella St.	76102
Cambridge Court Apartments	3	8135 Calmont Avenue	76116
Campus Villas	8	4633 Campus Dr.	76119
Candletree Apartments	6	74525 Hulen Street	76133
Carlyle Crossing Apartments	9	6300 Vega Drive	76133

FWHS PROPERTY LIST			
Property	**City Council District**	**Address**	**Zip Code**
Casa de Esperanza	2	3804 Tanacross Drive	76137
Casa de los Suenos	3	8401 West Freeway	76116
Cowan Place	5	5400 E. Rosedale	76105
Fair Oaks Apartments	2	4401 Quail Trail	76114
Fair Park Apartments	8	4400 Fair Park Blvd	76115
The Holston	10	3301 Westport Pkwy	76177
Home Towne at Matador Ranch	8	8500 Crowley Road	76134
Hughes House I	5	4830 and 4908 E. Rosedale St.	76105
Hughes House II	5	Fort Worth	76105
Hunter Plaza Apartments	9	605 W. 1st Street	76102
The Huntley	9	904 E. Weatherford St.	76102
Inspire at Bonds Ranch	4	1500 E. Bonds Ranch Rd.	76244
Jefferson Primrose Ranch	6	Brewer Blvd./Sycamore School Road/Chisholm Trail	76123
Jennings Place	9	300 Crump Street	76102
Knights of Pythias Lofts	9	307 Crump Street	76102
Overton Park Townhomes	6	5501 Overton Ridge Blvd	76132
Palladium Fort Worth	7	9520 Club Ridge Dr.	76108
Patriot Pointe	8	2151 SE Loop 820	76119
Pavilion at Samuels Avenue	9	1120 Samuels Avenue	76102
Post Oak East Apartments	5	3888 Post Oak Blvd	76040
Prince Hall	11	4820 E. Berry St.	76105
Reserve at McAlister Apartments	8	432 Archbury Rd	76028
Sabine	2	1215 Terminal Road	76106
Sedona Village	2	6201 Balanced Rock Dr	76131
Siddons Place	9	250 E Pennsylvania Ave	76104
Silversage Point at Western Center	2	1800 Western Center Blvd	76131
Stallion Pointe	8	9053 S Race St	76140
Stallion Ridge	8	9000 Balch Street	76140
Standard @ Boswell	7	8861 Old Decatur Rd	76179
Standard River District	7	5200 White Settlement Rd	76114
The Henderson	9	1000 Henderson St	76102
The Huntley	9	100 Harding Street	76102
The Opal	10	3301 Westport Parkway	76262
Villas by the Park	8	2450 E Berry Street	76105
Villas of Eastwood Terrace	5	4700 E Berry St	76105
Villas on the Hill	6	5713 Lincoln Terrace Drive	76107
Wind River Apartments	3	8725 Calmont Drive	76116
Woodmont Apartments	9	1021 Oak Grove Rd	76115
Harmon Senior	4	2401 Golden Heights Road	76177

Actions taken to encourage public housing residents to become more involved in management and participate in homeownership

The City works closely with FWHS to provide homeownership programs for FWHS housing clients. Fort Worth's Neighborhood Services Department offers FWHS residents assistance through the Homebuyer Assistance Program as well as homeownership counseling.

Actions taken to provide assistance to troubled PHAs

Fort Worth Housing Solutions is not designated as troubled; therefore, this section does not apply.

.

CR-35 - Other Actions 91.220(j)-(k); 91.320(i)-(j)

Actions taken to remove or ameliorate the negative effects of public policies that serve as barriers to affordable housing such as land use controls, tax policies affecting land, zoning ordinances, building codes, fees and charges, growth limitations, and policies affecting the return on residential investment. 91.220 (j); 91.320 (i)

Fort Worth maintains its commitment to preserve and maintain the existing stock of affordable housing. In addition, the City is committed to increasing the stock of affordable housing. A review of federal regulations and requirements and local building codes did not reveal any obvious issues that would discourage the development of affordable housing. There appear to be no significant barriers to affordable housing with regard to public policy. However, because of rising construction costs, the ability to finance developments that would serve families with incomes of less than 80 percent of AMI is becoming increasingly difficult, which continues to be a challenge currently. Most of these projects require assistance either through federal funds or low-income housing tax credits, and the competition for these dollars is becoming more competitive. In addition, the lack of efficient public transportation throughout the city limits the ability to develop affordable housing in all areas of the city without also increasing barriers to employment opportunities for protected classes.

In accordance with commitments made in its Consolidated Plan, the City of Fort Worth continues to implement measures to make housing more affordable and minimize any cost-increasing effects of regulatory policies through maintaining local Neighborhood Empowerment Zones as authorized by Texas state law where incentives including tax abatement and development fee waivers can be offered to developers to promote affordable housing and economic development.

The City Council has adopted an amendment to its incentive policy to require that all developments that contain rental housing have at least 20% affordable units, or the developer can pay $200 per year for each affordable unit to be developed. The City plans to use the funds generated to develop mixed-income housing in areas in need of affordable units. This policy affects projects that do not contain federal funds; for federally assisted projects, the City will continue to follow federal regulations.

City staff participated in numerous housing fairs and forums to provide information to the community.

The City also seeks additional funding sources for housing rehabilitation through the state Weatherization Assistance Program, the HUD Lead Hazard Reduction Grant Program, the PRO-Housing Grant Program, and the Low-Income Housing Tax Credit Program.

Actions taken to address obstacles to meeting underserved needs. 91.220(k); 91.320(j)

The primary obstacle to meeting underserved needs is limited to federal and local funding. The needs of the community are greater than the available local and federal funds. This challenge is growing as the City grows in population and market forces decrease the availability of affordable housing units. The City has developed partnerships and will continue to seek partnerships with developers in order to apply for more tax credit applications and other grants. The City required sub-recipients of grant funds to leverage funds from other funding sources for their eligible projects and programs in order to help the federal dollars touch

more projects. The City continued to fund the Resource Center on Independent Living (REACH Project Ramp) program which provides ramps and grab bars to low- and moderate-income residents. The City has also utilized its Community Action Partners (CAP) to further reach and inform target populations of all services provided through Federal and State funding. In addition, the City required projects that received residential accessibility concerns through its Reasonable Accommodation Ordinance, which lays out specific procedures by which disabled persons can request reasonable accommodation when seeking land use or development permits.

Actions taken to reduce lead-based paint hazards. 91.220(k); 91.320(j)

In 2020, Fort Worth was awarded a fourth Lead Hazard Reduction Grant from the Office of Healthy Homes and Lead Hazard Control (OHHLHC) in the amount of $4,700,000.00 of lead hazard control funds. The purpose of the grant is to identify and control lead-based paint hazards in eligible privately owned and rental housing. The award will be matched with $750,000.00 in CDBG funds. The resulting Lead Safe Program (LSP) focuses on prevention and reduction of childhood lead poisoning for low-income families with children under six years of age, living in pre-1978 housing. The City has integrated the LSP into all of its housing rehabilitation activities. The program has set goals to clear lead hazards from 215 housing units (45 units per year). The program has set a goal of 230 inspections of housing units to determine the presence of lead-based paint hazards per year of the grant.

Actions taken to reduce the number of poverty-level families. 91.220(k); 91.320(j)

The City focused efforts to address poverty by supporting employment, transportation, and training programs to improve the academic, basic, and technical skills of low-income persons so that they can find jobs or improve their earning capacity, such as the programs operated by Goodwill, Ladder Alliance, and The Women's Center, Fort Worth Public Library, the Fort Worth Transportation Authority and various non-profit organizations.

Throughout the Community Services Division of Neighborhood Services, the City provided emergency utility assistance to income-eligible families in financial stress and referred qualifying families for Weatherization repairs on their homes to increase energy efficiency. The City used HUD grant funds to provide urgently needed home repairs such as water heater replacement, plumbing, or gas leak repair, and HVAC repair; and assisted with exterior paint on homes of the elderly, very low-income homeowners. Home repair services were provided by the City through construction contractors or through non-profit housing organizations.

Actions taken to develop institutional structure. 91.220(k); 91.320(j)

The Neighborhood Services Department administered grant-based programs aimed at strengthening Fort Worth neighborhoods through community development, affordable housing, and human capital development programs and projects. The City's Housing Finance Corporation continues to participate in the development of affordable housing by partnering with developers on multifamily projects that create more units of affordable workforce housing throughout the city, particularly in neighborhood revitalization or high opportunity areas. In addition, in 2014, the City adopted a policy in which rental housing developers

seeking tax abatements or incentives must either ensure that 20 percent of the units produced be affordable or, with Council approval, pay $200 per unit per year for the term of the incentive to a special fund maintained by the City's Housing Finance Corporation.This special fund will be dedicated to the creation of new affordable housing units for low-and moderate-income families.

Certificates of Consistency: During the 2022-2023 reporting period, the City approved the following Certificate(s) of Consistency with the 2018-2022 Consolidated Plan:

- Fort Worth Housing Solutions – Certification by State or Local Official of PHA Plans Consistency with the Consolidated Plan

Actions taken to enhance coordination between public and private housing and social service agencies. 91.220(k); 91.320(j)

To enhance coordination between public and private housing and social service agencies, the City provided technical assistance to all public service subrecipients listed in each year's Action Plan projects summary, as well as to CHDOs under contract with the City, and to all existing HOME-funded rental projects throughout their affordability periods. City representatives attend regular meetings of the TCHC and CoC, and worked with the FWHS and affordable housing developers on common projects.

Identify actions taken to overcome the effects of any impediments identified in the jurisdictions analysis of impediments to fair housing choice. 91.520(a)

The 2023-2027 Consolidated Plan was completed in August 2023 and included an updated Analysis of Impediments to Fair Housing…..

In August 2023, NSD published the Fort Worth Neighborhood Conservation Plan and Housing Affordability Strategy. This plan provided stakeholders (city staff, leaders, residents, and partners) with an in-depth overview regarding the state of affordable housing in the City, highlighted areas of improvement and barriers to affordable housing in the City of Fort Worth, and provided strategies to mitigate these issues. Twenty-three (23) housing affordability strategies were identified to help mitigate some of the concerns, and barriers to affordable housing. Among the strategies included were establishing a land bank, adopting a neighborhood pattern book of pre-approved housing designs, expanding mixed-use zoning, creating community land trusts, and funding a zoning and code review with the goal of eliminating any barriers found in the city's code and zoning policies.

In order to further its efforts to create more affordable housing and hopefully eliminate or decrease homelessness, the City of Fort Worth applied for the PRO-Housing Grant in November 2023. This grant is specifically aimed at funding projects that identify and remove barriers to affordable housing- something the City was already doing through the Affordable Housing Strategy and other projects listed in this report.

The following proposed activities were submitted with the application:

PRO Housing Activity #1: Develop and Adopt a Neighborhood Pattern Book of Pre-Approved Housing Designs

PRO Housing Activity #2: Develop and Adopt a Unified Development Ordinance (UDO)

PRO Housing Activity #3: Develop and Adopt Land Bank Structure, Land Bank Plan, and Land Banking Ordinance

PRO Housing Activity #4: Develop a Pool of Capital for Affordable Multifamily Housing in High Opportunity Index Areas

PRO Housing Activity #5: Alleways Supporting Missing Middle Study

PRO Housing Activity #6: Station Area Plan & Extension Form Based Code Supporting Affordable Transit-Oriented Development (TOD) for Northside/Stockyards Station

PRO Housing Activity #7: Retrofitting Suburban Malls to Mixed Use Affordable Housing

CR-40 - Monitoring 91.220 and 91.230

Describe the standards and procedures used to monitor activities carried out in furtherance of the plan and used to ensure long-term compliance with requirements of the programs involved, including minority business outreach and the comprehensive planning requirements

During the reporting period, 22 on-site monitoring visits were conducted for public service subrecipients receiving CDBG, ESG, and HOPWA funds. Monthly desk reviews of performance and financial reports were conducted. All regulatory requirements were reviewed including income eligibility, administrative and financial requirements, rents, and Fair Housing compliance. Housing Property Standards inspections were made at all Homebuyer Assistance and all HOME rental housing locations. Davis-Bacon on-site interviews of construction workers were not conducted during the review period. For Minority Business Outreach, the City follows State of Texas and local ordinance requirements to encourage participation in HUD Grant funded projects by publicizing bid opportunities electronically and by promoting MBE participation through its Business Assistance Center (BAC). Comprehensive Planning Requirements: All HUD funded projects must meet city planning and zone ordinance requirements in addition to federal standards, and no project is completed without getting appropriate local planning or building official approval.

Citizen Participation Plan 91.105(d); 91.115(d)

Describe the efforts to provide citizens with reasonable notice and an opportunity to comment on performance reports.

A formal Citizen Participation Plan outlines how citizens provide their input on how federal funds are used for each year's CAPER. The Citizen Participation Plan is available on the City of Fort Worth NSD website at http://www.fortworthtexas.gov/departments/neighborhoods/services/grants. Citizens are able to provide their input at public meetings, public hearings, and during the public comment period. The city provides notice to the public regarding the meeting and hearings through publication in the newspapers. In addition, all public meetings are also posted on the city's website. The following opportunities for public comment were provided for this CAPER:

- Public Hearing regarding the Draft 2022-2023 Consolidated Annual Performance and Evaluation Report (CAPER) of CDBG, HOME, ESG and HOPWA funds: December 13, 2023
- Publication of Public Notice regarding the 15-day Public Comment Period on CAPER held from December 1, 2023, through December 15, 2023, including listing of all projects and programs performance
- *Fort Worth Star-Telegram:* November 30, 2023
- *La Vida News- The Black Voice: November 29, 2023 through December 15, 2023*
- *Cleburne Times-Review:* November 30, 2023
- *Weatherford Democrat:* November 30, 2023
- *Wise County Messenger:* November 30, 2023

- Hard copies of plans were delivered to two (2) City libraries - East Regional, and Southwest Regional - and the City of Fort Worth- Neighborhood Services Department office on December 1, 2023
- The 2022-2023 CAPER is available on the City website at http://www.fortworthtexas.gov/departments/neighborhoods/services/grants

Copies of public notices and relevant materials are attached to this document.

CR-45 - CDBG 91.520(c)

Specify the nature of, and reasons for, any changes in the jurisdiction's program objectives and indications of how the jurisdiction would change its programs as a result of its experiences.

During this reporting period, the following Substantial Amendments were made:

- Carver Drive- October 2, 2022
- Ripy Street- October 28, 2022
- Worth Height Community Center- October 30, 2022
- Day Resource Center -October 30, 2022
- Evans Plaza, Evans Avenue Community Center- March 20, 2023
- Casa De los Suenos- May 18, 2023

Does this Jurisdiction have any open Brownfields Economic Development Initiative (BEDI) grants?

No

[BEDI grantees] Describe accomplishments and program outcomes during the last year.

CR-50 - HOME 91.520(d)

Include the results of on-site inspections of affordable rental housing assisted under the program to determine compliance with housing codes and other applicable regulations

Please list those projects that should have been inspected on-site this program year based upon the schedule in §92.504(d). Indicate which of these were inspected and a summary of issues that were detected during the inspection. For those that were not inspected, please indicate the reason and how you will remedy the situation.

The 2022-2023 HOME Property Inspection Report is attached as an uploaded file in this section. It includes a total of twenty-seven (27) properties inspected during this program year.

	2022-2023 HOME Property Standards Inspection Report					
	Site	**Address**	**# of HOME Assisted units**	**# of Units Inspected**	**Source**	**Comments**
1	Beaty Street Apartments	5500 Beaty St	21	8	HOME	3 units failed initial inspection; passed on re-inspection
2	Broadmoor Apartments	2900 Broadmoor	7	4	HOME	all units in compliance
3	Candletree Apartments	7425 S Hulen	11	6	HOME	all units in compliance
4	Columbia at Renaissance	3801 W. G. Daniels	9	7	HOME	4units failed initial inspection; passed on final
5	Everly Plaza	1801 8th Ave.	6	4	HOME	all units in compliance
6	Hanratty Place Apartments	800 S. Jennings	11	4	HOME	all units in compliance
7	Harmon Villas	9300 Harmon Rd	3	3	HOME	all units in compliance
8	Hometown @ Matador Ranch	8500 Crowley Rd	10	4	HOME	all units in compliance
9	Hunter Plaza Apartments	605 W 1th St	14	5	HOME	all units in compliance
10	Knights of Pythias	300 Crump St	10	4	CDBG	all units in compliance
11	Landings at Marine Creek	4250 Old Decatur Rd	10	5	HOME	all units in compliance
12	Lincoln Terrace/ Villas on the Hill	4700 Horne St	4	4	HOME	all units in compliance
13	Mistletoe	1916 Mistletoe Blvd	11	4	HOME	all units in compliance
14	Palladium Fain	1069 Kings Frway	6	4	HOME	all units in compliance

15	Pavilion @ Samuels	1120 Samuel Ave	4	4	HOME	all units in compliance
16	Parker House/Lancaster	250 W Lancaster	11	4	HOME	all units in compliance
17	Quail Trail	444 Quail Trail	6	4	HOME	all units in compliance
18	Reserve at Quebec	6655 Calgary Ln	25	6	HOME	all units in compliance
19	Valley @ Cobb Park (Pilgrim Valley)	1704 Roberts	5	5	HOME	all units in compliance
20	Gardens @ Cobb Park (Prince Hall)	1800 Roberts	6	6	HOME	all units in compliance
21	Race St Lofts	2901 Race St	19	5	HOME	all units in compliance
22	Silversage @ Western Center	1900 Western Center	4	4	HOME	all units in compliance
23	Sphinx at Sierra Vista	2942 S. Riverside Dr.	13	4	HOME	all units in compliance
24	Terrell Homes	Scattered Sites; office-1220 E Vickery	5	4	HOME	all units in compliance (2 with noted comments)
25	VOA Tremont	8017 Calmont	18	6	HOME	all units in compliance
26	Willow Bend Creek	3637 Williams Rd.	1	1	HOME	all units in compliance
27	Woodmont Apartments	1029 Oak Grove Rd	14	5	HOME	all units in compliance

Table 14 - 2022-2023 HOME Property Inspection Report

Provide an assessment of the jurisdiction's affirmative marketing actions for HOME units. 92.351(b)

For the 2022-2023 program year, 468 tenants in 258 HOME-assisted units in the portfolio of 26 affordable housing projects that had previously received City development assistance were 64% African-American, 16% Hispanic, and 28% White. Household income data showed that 39% of renters had households at or below 30% AMI, 33% at or below 50% AMI, 21% at or below 60% AMI, and 2.71% at or below 80% AMI. These results indicate that the affirmative marketing actions by City HOME projects and programs are effective in serving Fort Worth's diverse population.

Refer to IDIS reports to describe the amount and use of program income for projects, including the number of projects and owner and tenant characteristics

A total of $265,837.78 in HOME Program Income was spent during the program year on assisting first-time homebuyers through the City Homebuyer Assistance Program. 85% of homebuyers had household

incomes at or below 60% of area median income.

Describe other actions taken to foster and maintain affordable housing. 91.220(k) (STATES ONLY: Including the coordination of LIHTC with the development of affordable housing). 91.320(j)

To foster and maintain existing affordable housing, the City actively partners with Fort Worth Housing Solutions and local housing non-profits on projects to increase the Housing Authority's portfolio of affordable and mixed-income developments. The City also seeks additional funding sources for housing rehabilitation and housing development through the HUD Lead Hazard Reduction Program and the Low-Income Housing Tax Credit Program. In addition, the City sells tax-foreclosed properties to CHDOs and to Habitat for Humanity for the lesser of 20% of Tarrant Appraisal District value or the Constable deed value (as authorized by state law) to promote the development of affordable housing.

CR-55 - HOPWA 91.520(e)

Identify the number of individuals assisted and the types of assistance provided

Table for report on the one-year goals for the number of households provided housing through the use of HOPWA activities for: short-term rent, mortgage, and utility assistance payments to prevent homelessness of the individual or family; tenant-based rental assistance; and units provided in housing facilities developed, leased, or operated with HOPWA funds.

Number of Households Served Through:	One-year Goal	Actual
Short-term rent, mortgage, and utility assistance to prevent homelessness of the individual or family	139	39
Tenant-based rental assistance	68	87
Units provided in permanent housing facilities developed, leased, or operated with HOPWA funds	60	38
Units provided in transitional short-term housing facilities developed, leased, or operated with HOPWA funds	0	0

Table 15 – HOPWA Number of Households Served

Narrative

The City contracts with two sponsors to provide HOPWA services. AIDS Outreach Center (AOC) implements a Short-Term Rent, Mortgage, and Utility Assistance program (STRMU) for persons with AIDS that are at risk of homelessness. All clients receiving STRMU are also provided with case management and other supportive services such as meals/nutritional services, mental health services, and transportation.

The second HOPWA project sponsor is Tarrant County Samaritan Housing, Inc. This agency receives HOPWA funds for Supportive Services and for Facility Based Housing Assistance. The agency operates a 60-unit Single Room Occupancy facility for homeless or at-risk persons with HIV/AIDS, and also operates a LIHTC apartment complex on behalf of households with HIV positive family members, as well as administering a variety of Tenant-Based Rental Assistance programs funded from sources other than the City of Fort Worth. All clients in city-assisted housing are provided with HOPWA funded supportive services, including personal assistance, housing counseling, case management, employment assistance and training, life skills management, meals/nutritional services, and transportation. The Facility based housing subsidy program assisted 26 persons and supportive services were provided to 146 persons across all agency programs during the program year.

CR-58 – Section 3

Identify the number of individuals assisted and the types of assistance provided

Total Labor Hours	CDBG	HOME	ESG	HOPWA
Total Number of Activities	1	356	0	0
Total Labor Hours	4,052	13,656		
Total Section 3 Worker Hours	205	0		
Total Targeted Section 3 Worker Hours	0	0		

Table 16 – Total Labor Hours

Qualitative Efforts - Number of Activities by Program	CDBG	HOME	ESG	HOPWA
Outreach efforts to generate job applicants who are Public Housing Targeted Workers				
Outreach efforts to generate job applicants who are Other Funding Targeted Workers.				
Direct, on-the job training (including apprenticeships).				
Indirect training such as arranging for, contracting for, or paying tuition for, off-site training.	5			
Technical assistance to help Section 3 workers compete for jobs (e.g., resume assistance, coaching).				
Outreach efforts to identify and secure bids from Section 3 business concerns.				
Technical assistance to help Section 3 business concerns understand and bid on contracts.				
Division of contracts into smaller jobs to facilitate participation by Section 3 business concerns.				
Provided or connected residents with assistance in seeking employment including: drafting resumes, preparing for interviews, finding job opportunities, connecting residents to job placement services.				
Held one or more job fairs.	1			
Provided or connected residents with supportive services that can provide direct services or referrals.				
Provided or connected residents with supportive services that provide one or more of the following: work readiness health screenings, interview clothing, uniforms, test fees, transportation.				
Assisted residents with finding child care.				
Assisted residents to apply for, or attend community college or a four-year educational institution.				
Assisted residents to apply for, or attend vocational/technical training.				
Assisted residents to obtain financial literacy training and/or coaching.				
Bonding assistance, guaranties, or other efforts to support viable bids from Section 3 business concerns.				
Provided or connected residents with training on computer use or online technologies.				
Promoting the use of a business registry designed to create opportunities for disadvantaged and small businesses.				
Outreach, engagement, or referrals with the state one-stop system, as designed in Section 121(e)(2) of the Workforce Innovation and Opportunity Act.				
Other.				

Table 17 – Qualitative Efforts - Number of Activities by Program

CR-60 - ESG 91.520(g) (ESG Recipients only)

1. Recipient Information—All Recipients Complete

Basic Grant Information

Recipient Name	FORT WORTH
Organizational DUNS Number	073170458
UEI	
EIN/TIN Number	756000528
Identify the Field Office	FT WORTH
Identify CoC(s) in which the recipient or subrecipient(s) will provide ESG assistance	Fort Worth/Arlington/Tarrant County CoC

ESG Contact Name

Prefix	Mr
First Name	Victor
Middle Name	T
Last Name	Turner
Suffix	
Title	Director, Neighborhood Services Dept

ESG Contact Address

Street Address 1	200 Texas Street
Street Address 2	
City	Fort Worth
State	TX
ZIP Code	-
Phone Number	817-392-8187
Extension	
Fax Number	
Email Address	Victor.Turner@fortworthtexas.gov

ESG Secondary Contact

Prefix	Ms
First Name	Sharon
Last Name	Burkley
Suffix	
Title	Community Development Planning Manager
Phone Number	817-392-5785
Extension	
Email Address	Sharon.Burkley@fortworthtexas.gov

2. Reporting Period—All Recipients Complete

Program Year Start Date	10/01/2022
Program Year End Date	09/30/2023

3a. Subrecipient Form – Complete one form for each subrecipient

Subrecipient or Contractor Name: FORT WORTH
City: Fort Worth
State: TX
Zip Code: 76102, 6314
DUNS Number: 073170458
UEI:
Is subrecipient a victim services provider: N
Subrecipient Organization Type: Unit of Government
ESG Subgrant or Contract Award Amount: $18,730.72

Subrecipient or Contractor Name: PRESBYTERIAN NIGHT SHELTER
City: Fort Worth
State: TX
Zip Code: 76102, 6764
DUNS Number:
UEI:
Is subrecipient a victim services provider: N
Subrecipient Organization Type: Other Non-Profit Organization
ESG Subgrant or Contract Award Amount: $130,220

Subrecipient or Contractor Name: Salvation Army - Fort Worth Mabee Center
City: Fort Worth
State: TX
Zip Code: 76103, 2123
DUNS Number: 124732699
UEI:
Is subrecipient a victim services provider: N
Subrecipient Organization Type: Faith-Based Organization
ESG Subgrant or Contract Award Amount: $105,535.00

Subrecipient or Contractor Name: Lighthouse for the Homeless dba True Worth Place
City: Fort Worth
State: TX
Zip Code: 76102, 6735
DUNS Number:
UEI:
Is subrecipient a victim services provider: N
Subrecipient Organization Type: Other Non-Profit Organization
ESG Subgrant or Contract Award Amount: $176,000

Subrecipient or Contractor Name: The Center for Transforming Lives
City: Fort Worth
State: TX
Zip Code: 76102, 3613
DUNS Number: 105902324
UEI:
Is subrecipient a victim services provider: N
Subrecipient Organization Type: Other Non-Profit Organization
ESG Subgrant or Contract Award Amount: $98,743.00

Subrecipient or Contractor Name: Safe Haven of Tarrant County
City: Arlington
State: TX
Zip Code: 76011, 8410
DUNS Number:
UEI:
Is subrecipient a victim services provider: Y
Subrecipient Organization Type: Other Non-Profit Organization
ESG Subgrant or Contract Award Amount: $58,339.76

2022-23 Priority Repair Program

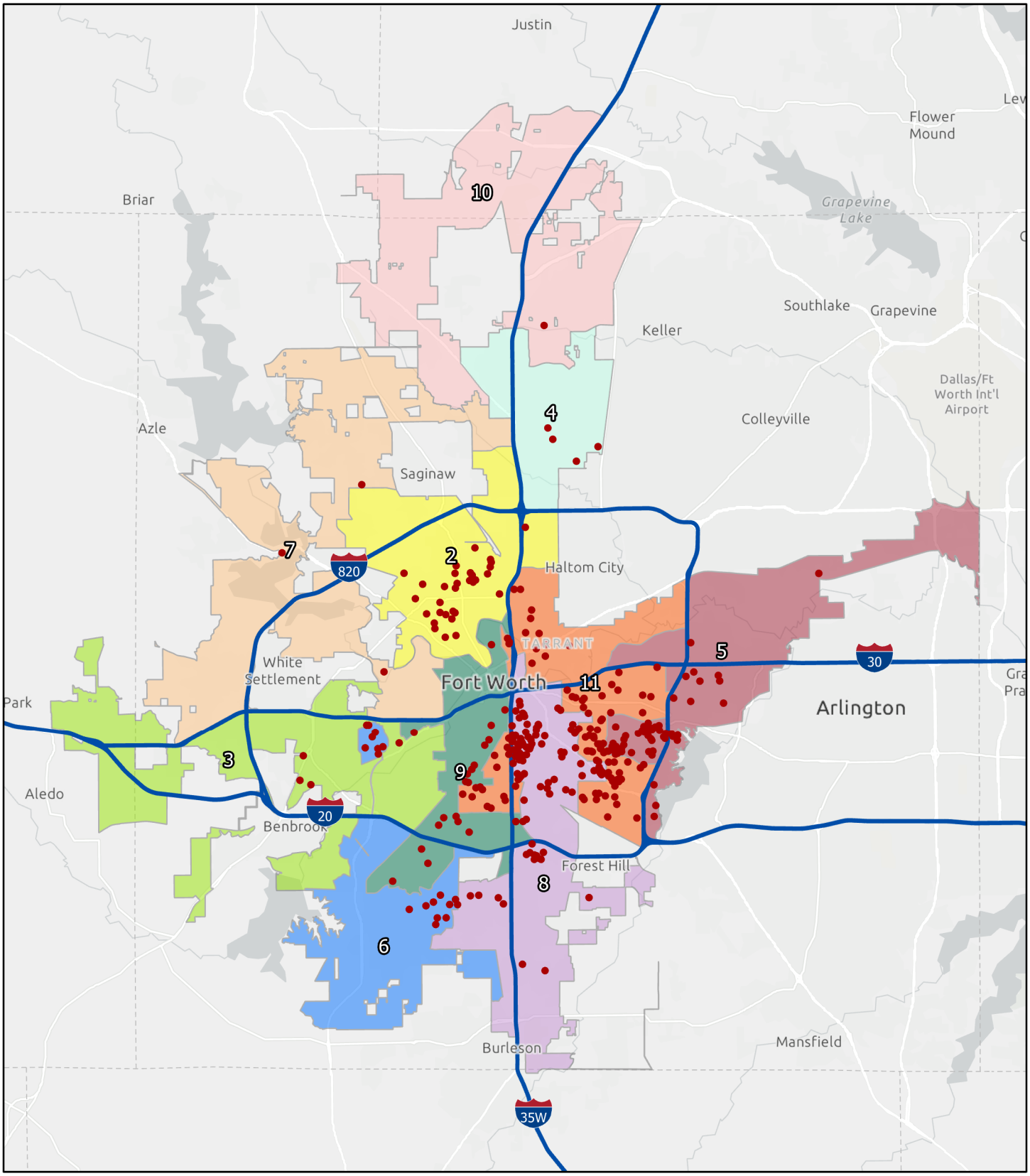

N

0 2.5 5 Miles

Homes Served

Council Districts

District 2: 32
District 3: 4
District 4: 4
District 5: 60
District 6: 18
District 7: 3
District 8: 102
District 9: 20
District 10: 1
District 11: 94

2022-23 Cowtown Brush Up Program

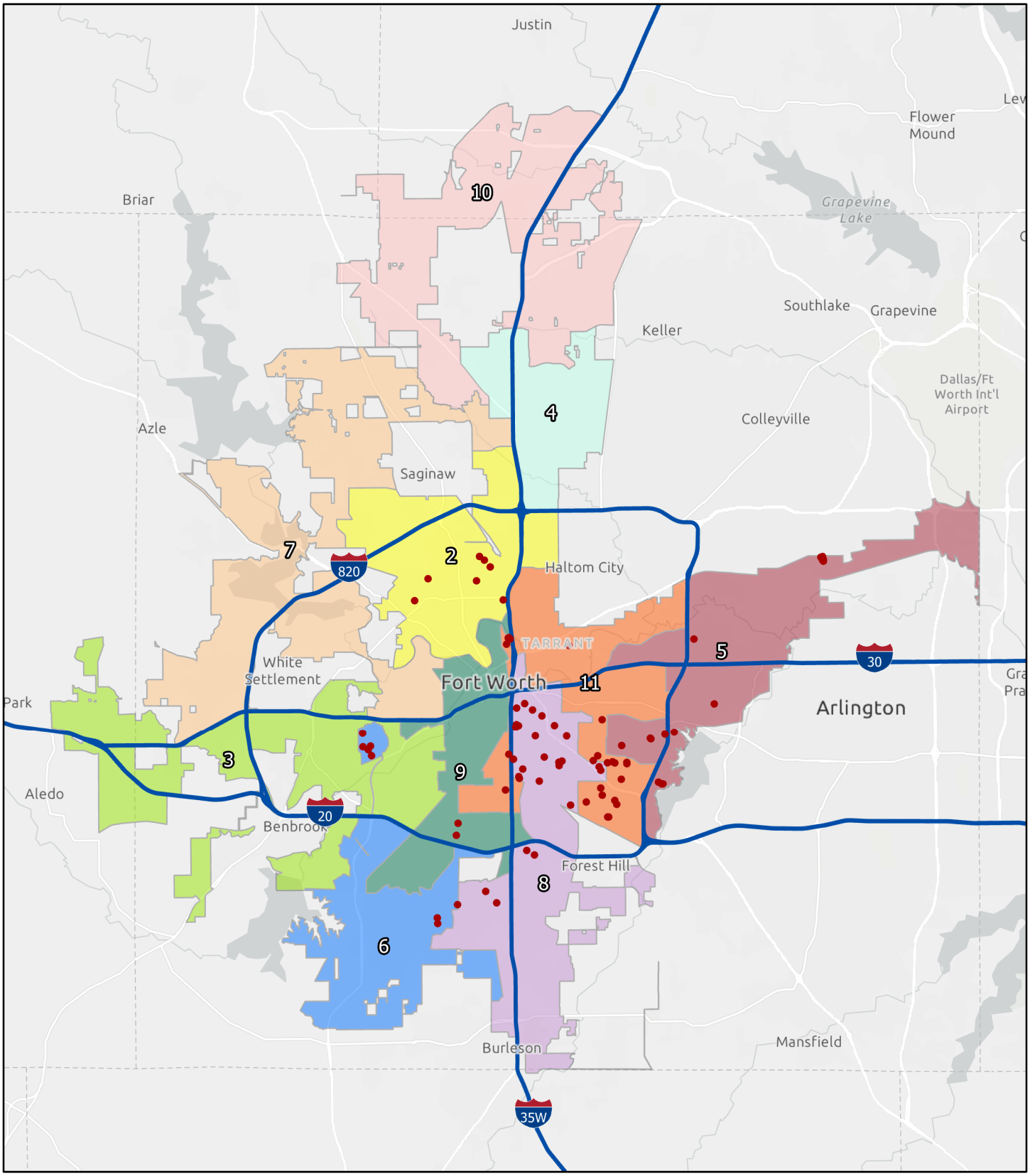

N

0 2.5 5 Miles

Homes Served

Council Districts

District 2: 7
District 3: 0
District 4: 0
District 5: 17
District 6: 8
District 7: 0
District 8: 27
District 9: 2
District 10: 0
District 11: 25

2022-23 Lead Abatement Program

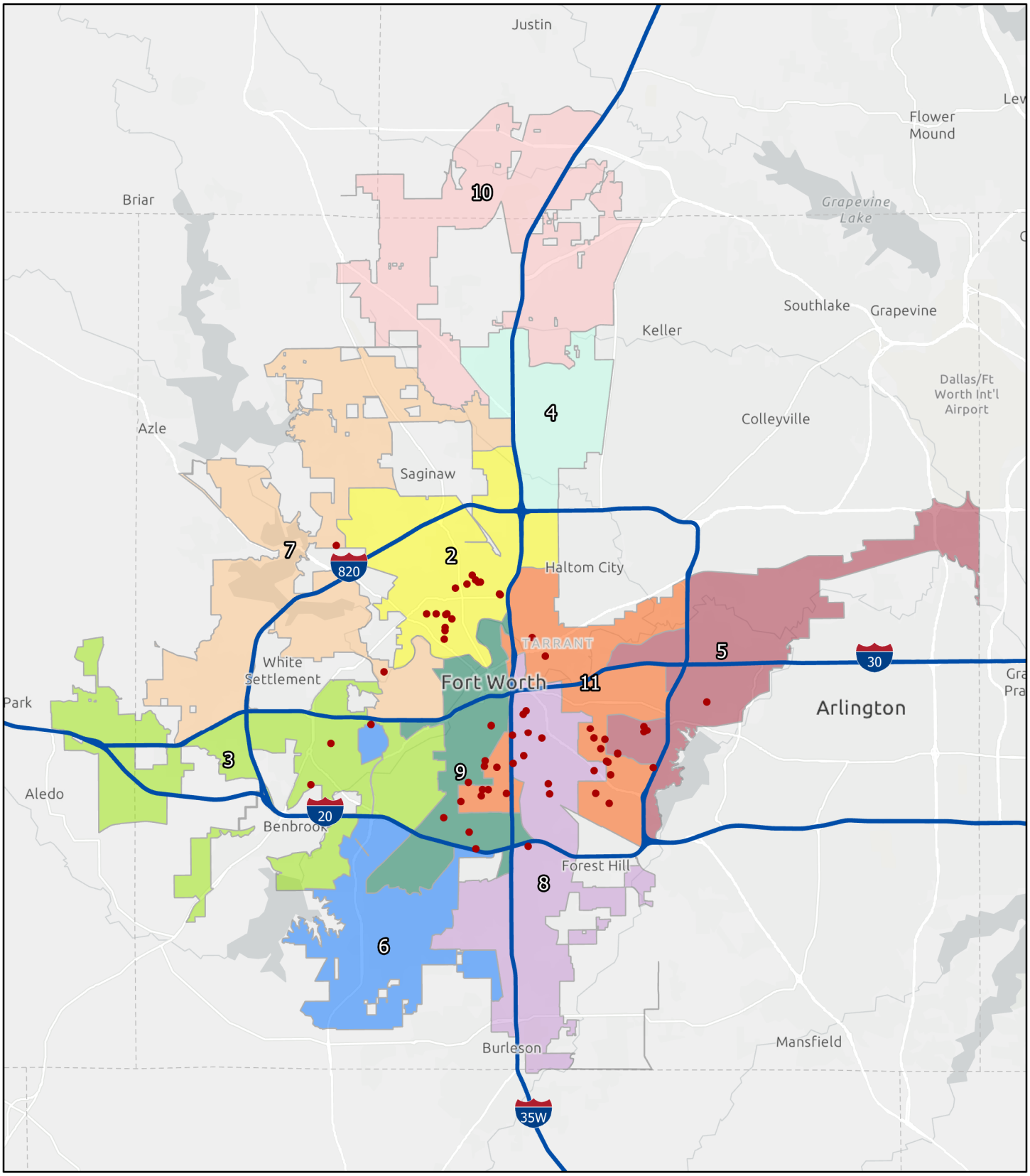

N

0 2.5 5 Miles

Homes Served

Council Districts

District 2: 17
District 3: 2
District 4: 0
District 5: 6
District 6: 1
District 7: 2
District 8: 11
District 9: 7
District 10: 0
District 11: 19

2022-23 Homebuyer Assistance Program

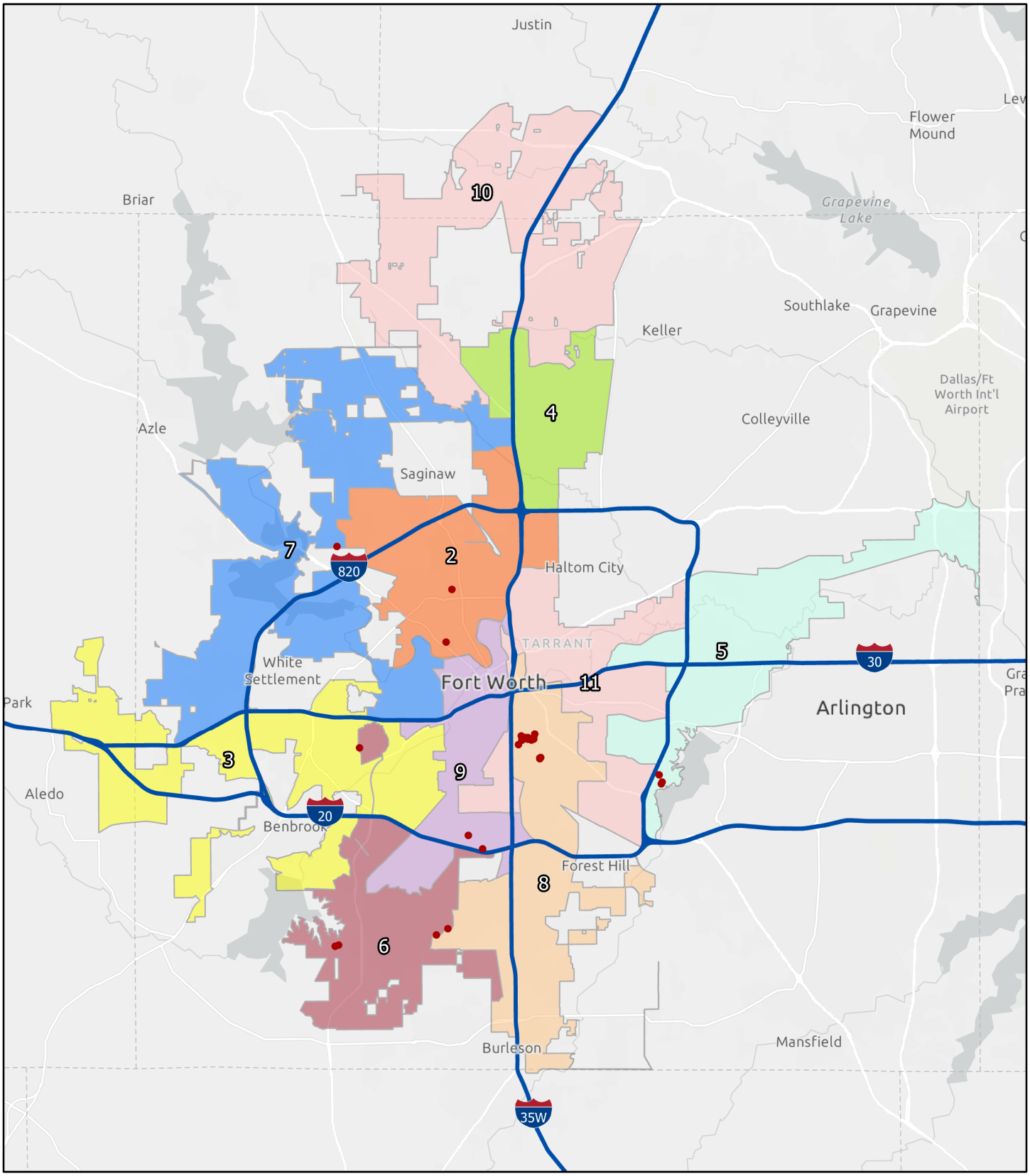

N

0 2.5 5 Miles

Homes Served

Council Districts

District 2: 2
District 3: 0
District 4: 0
District 5: 3
District 6: 3
District 7: 1
District 8: 19
District 9: 2
District 10: 0
District 11: 0

2022-23 Ramp Program

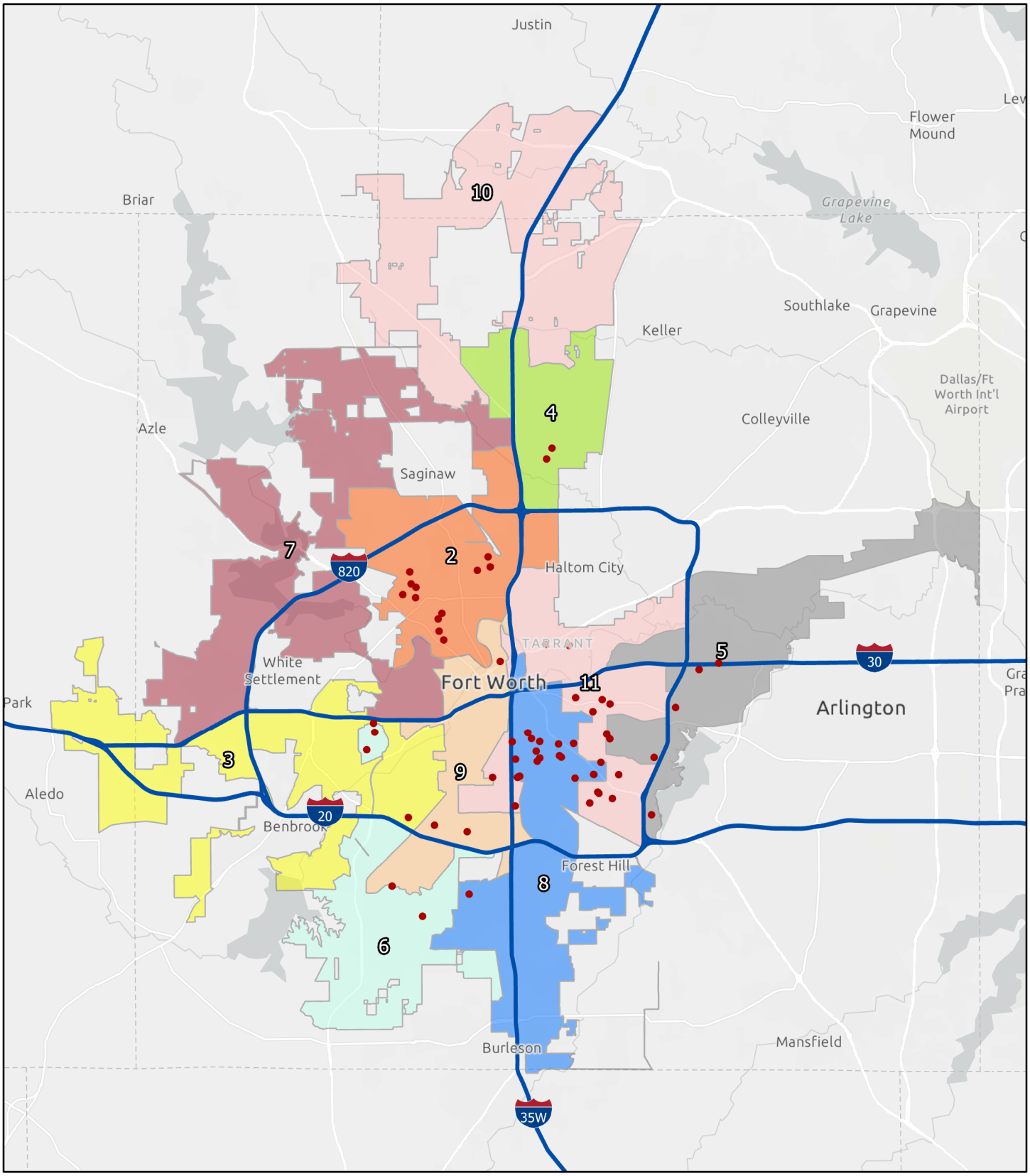

N

0 2.5 5 Miles

Homes Served

Council Districts

District 2: 12
District 3: 7
District 4: 2
District 5: 6
District 6: 4
District 7: 0
District 8: 20
District 9: 4
District 10: 0
District 11: 14

Bunche Park | 5600 Ramey Ave, Fort Worth 76112

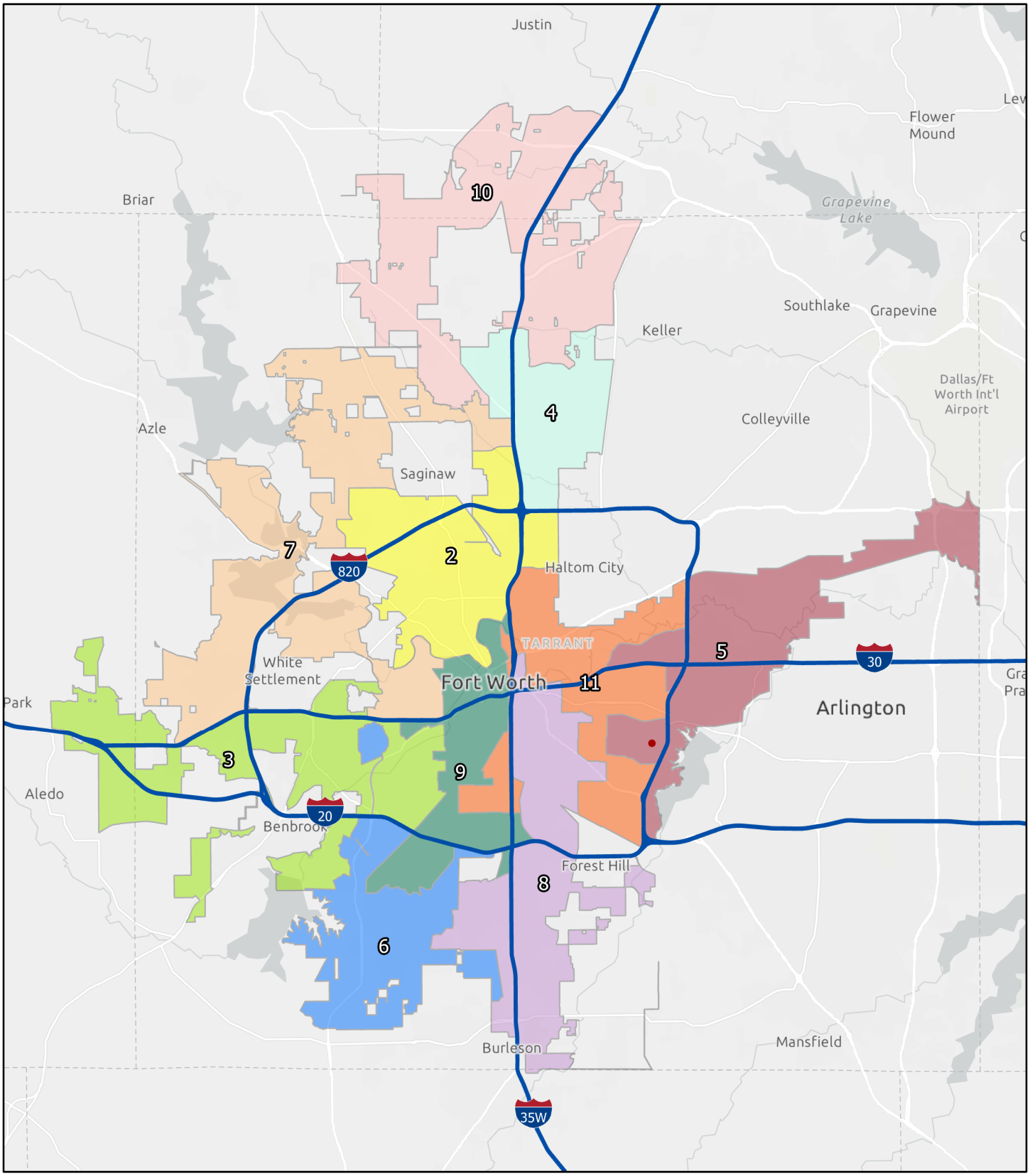

N

0 2.5 5 Miles

Bunche Park

Council Districts

District 2
District 3
District 4
District 5
District 6
District 7
District 8
District 9
District 10
District 11

Capps Park | 907 W Berry St, Fort Worth 76110

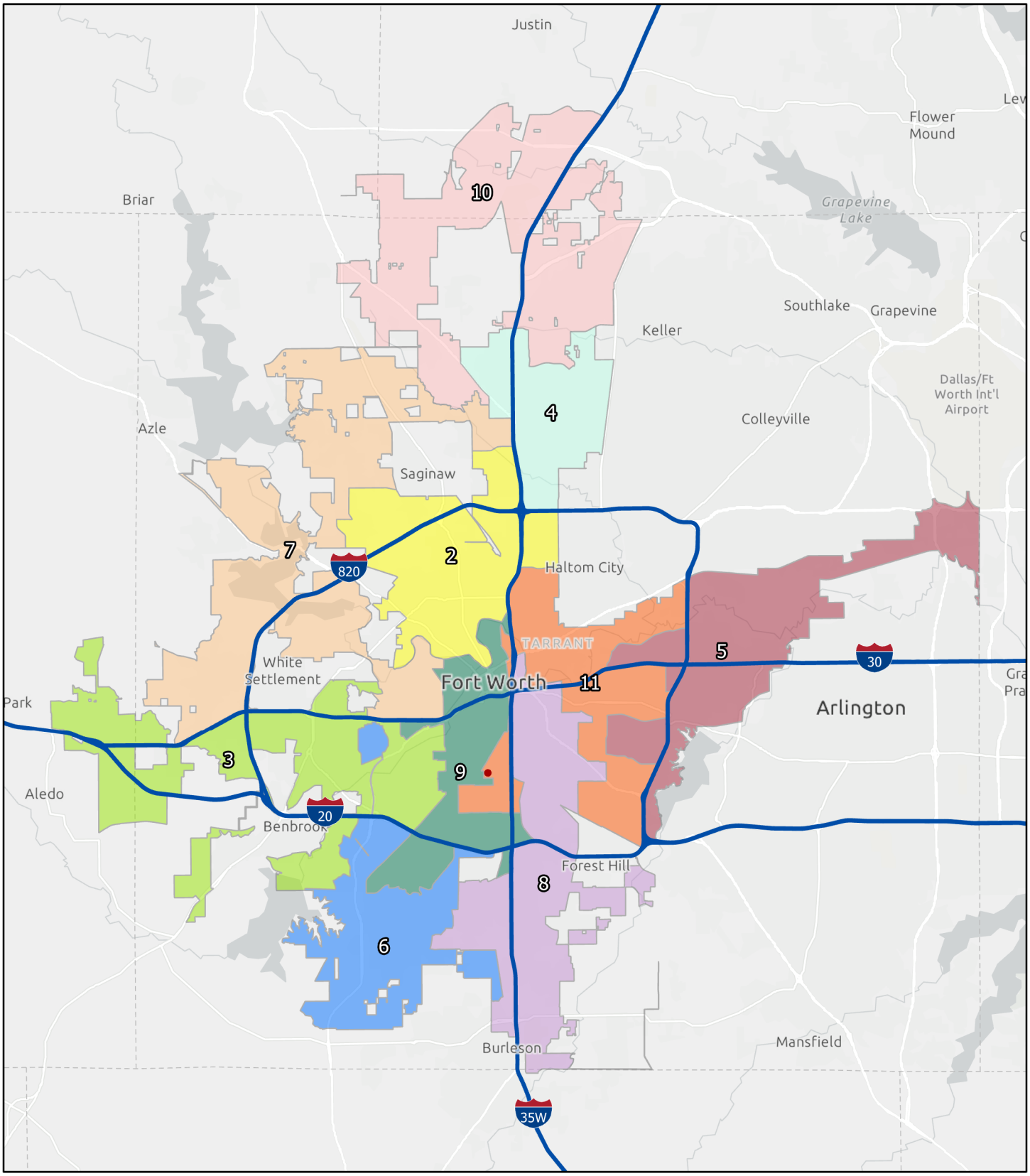

N

0 2.5 5 Miles

Capps Park

Council Districts

District 2
District 3
District 4
District 5
District 6
District 7
District 8
District 9
District 10
District 11

Preserve A Home - Northside

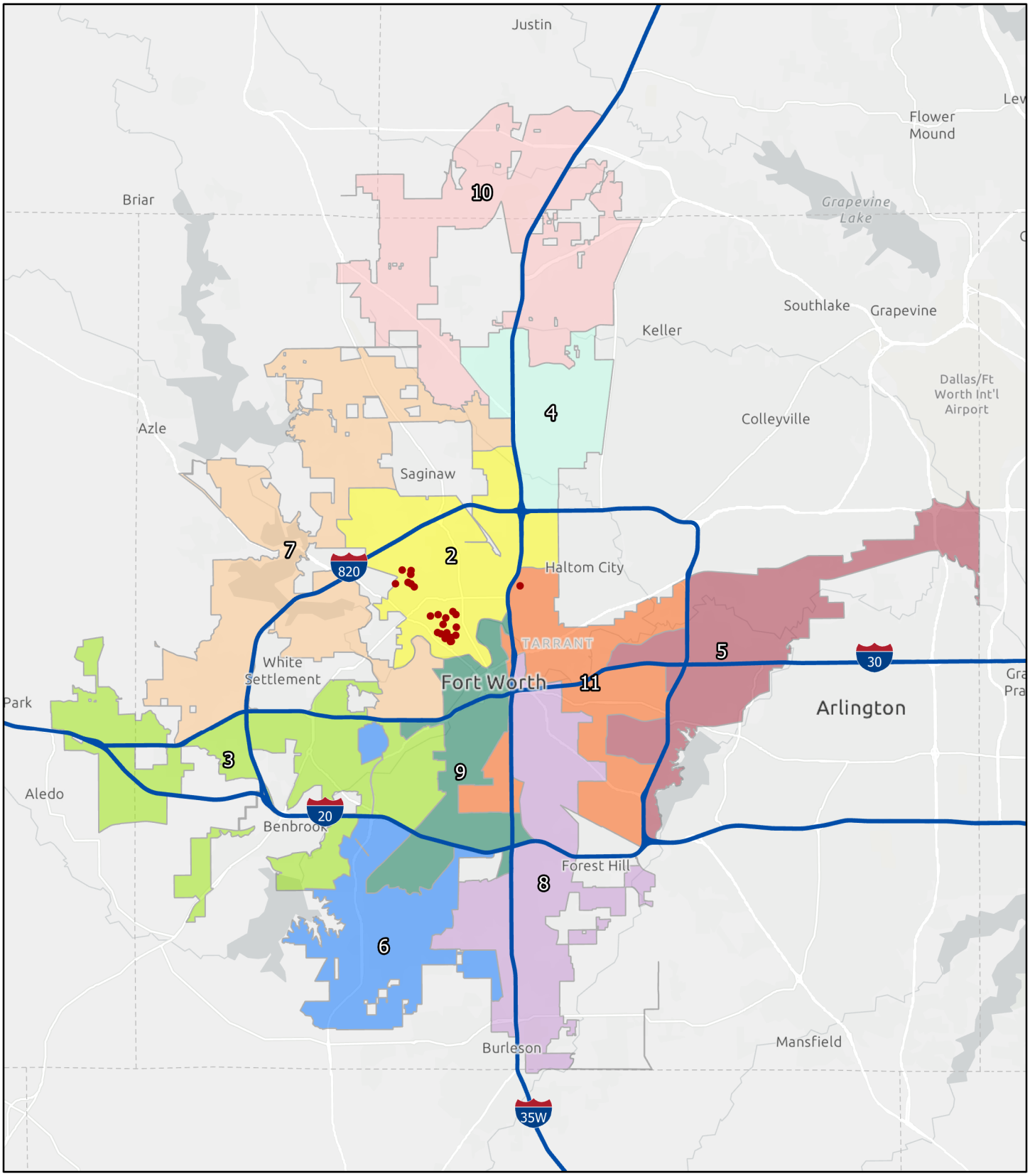

N

0 2.5 5 Miles

Homes Served

Council Districts

District 2: 24

District 3

District 4

District 5

District 6

District 7

District 8

District 9

District 10

District 11: 1

Columbia Renaissance - Phase II | 2801 Moresby St, 76105

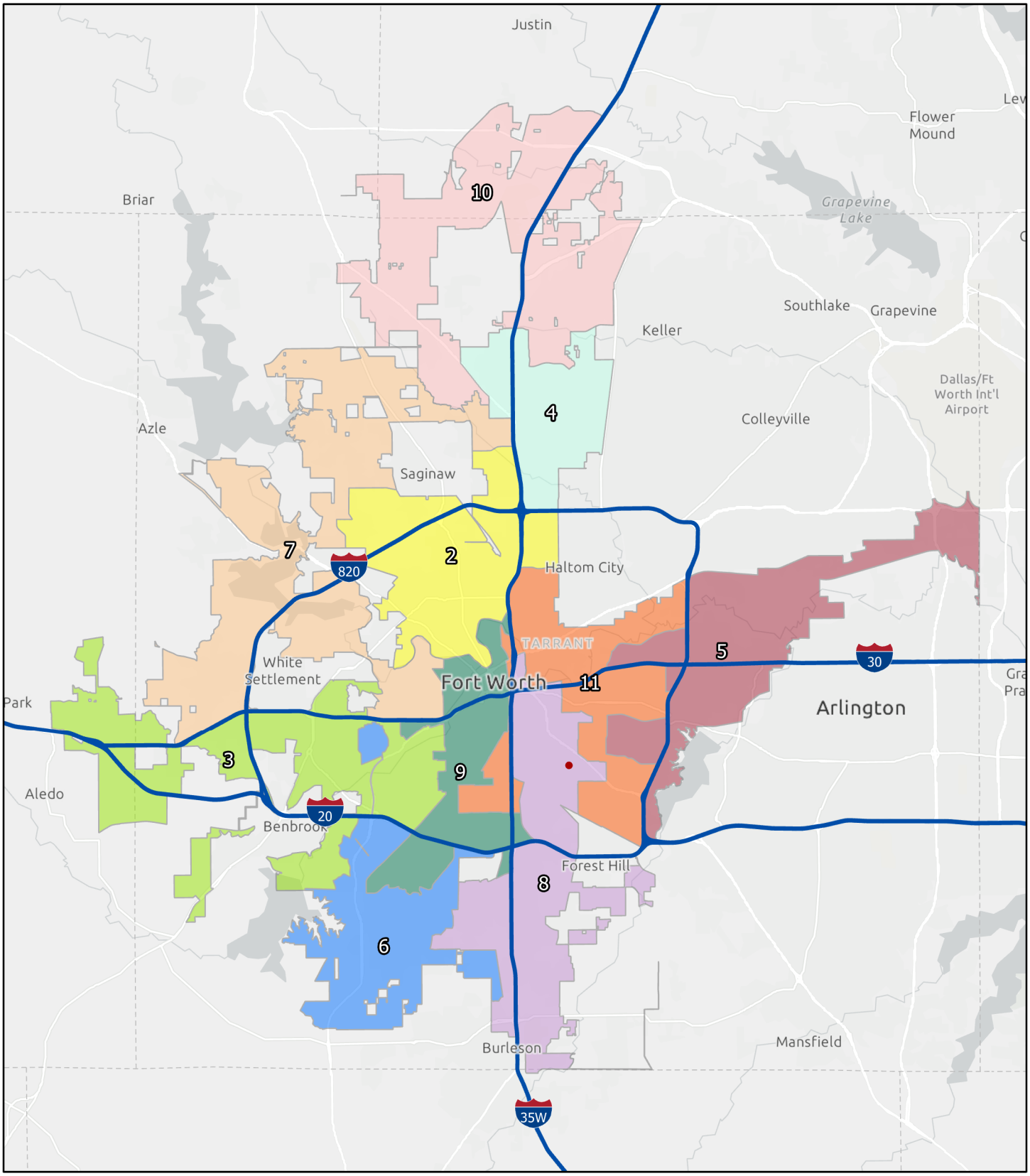

N

0 2.5 5 Miles

Columbia Renaissance - Phase II

Council Districts

District 2
District 3
District 4
District 5
District 6
District 7
District 8
District 9
District 10
District 11

Palladium Fain St Apartments | 1069 Kings Hwy, 76117

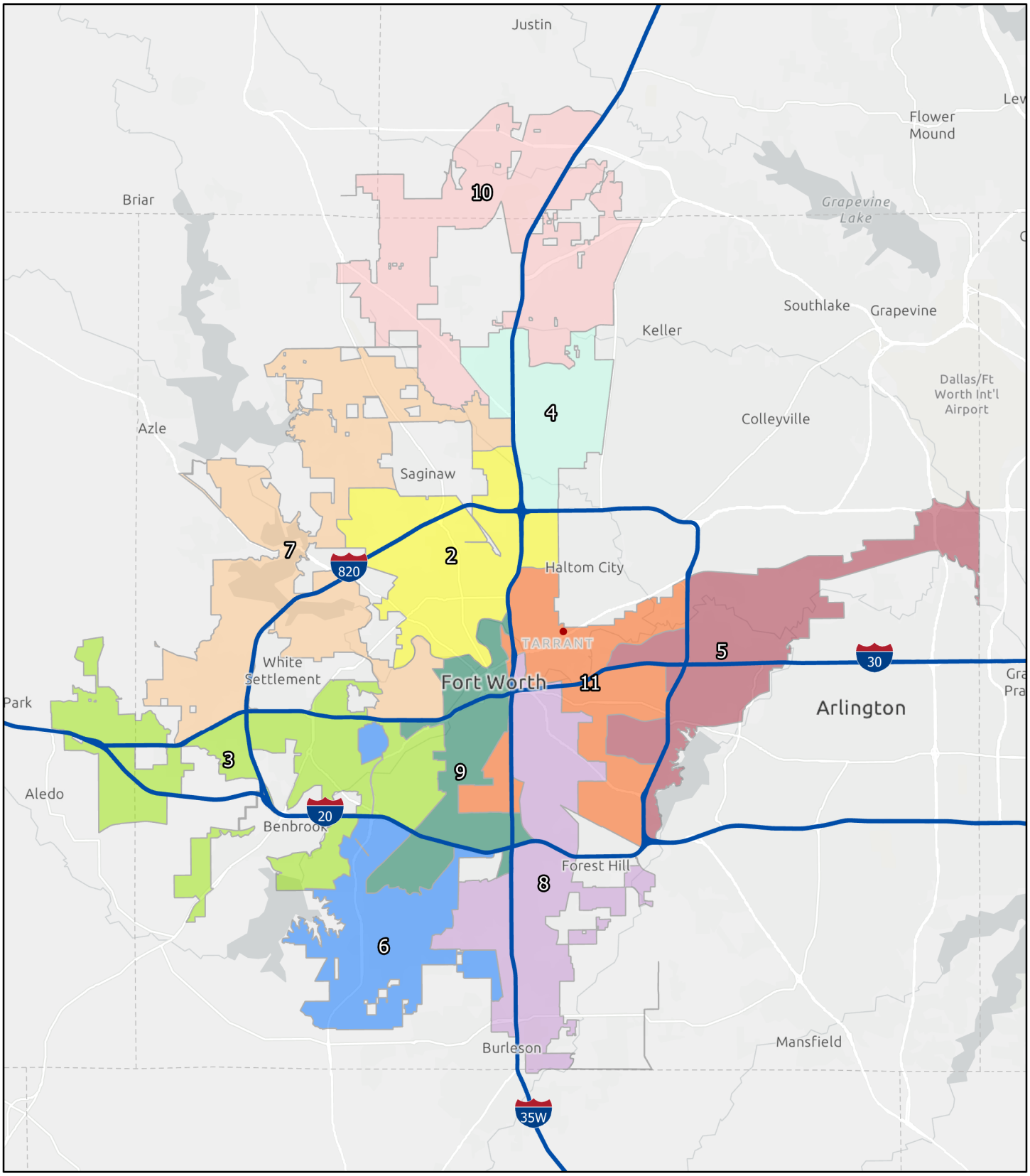

N

0 2.5 5 Miles

Palladium Fain St Apartments

Council Districts

District 2
District 3
District 4
District 5
District 6
District 7
District 8
District 9
District 10
District 11

Quail Trail | 4444 Quail Trail, Fort Worth 76114

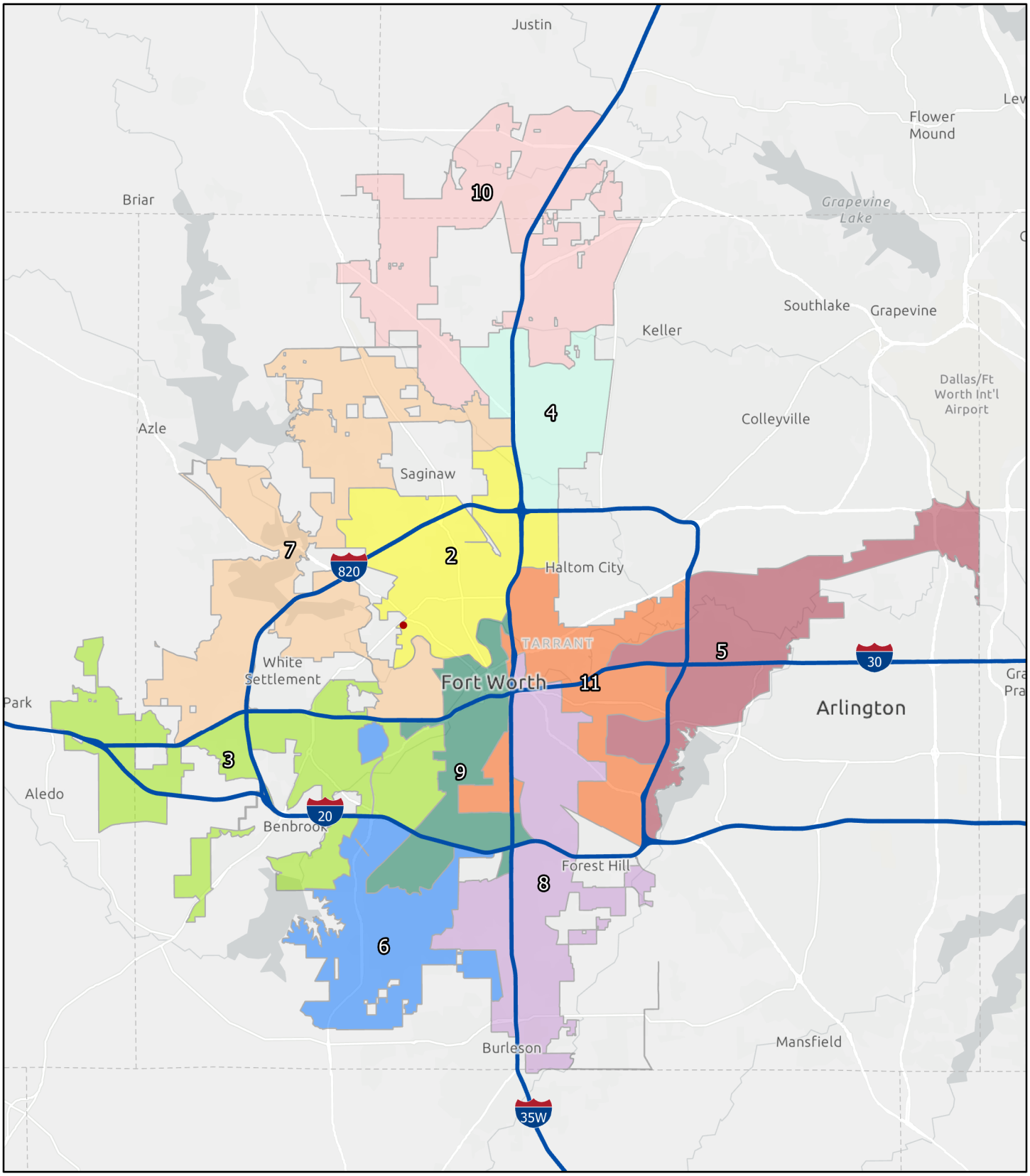

N

0 2.5 5 Miles

Quail Trail

Council Districts

District 2
District 3
District 4
District 5
District 6
District 7
District 8
District 9
District 10
District 11

Villages of Samaritan House | 929 Hemphill Ave, 76104

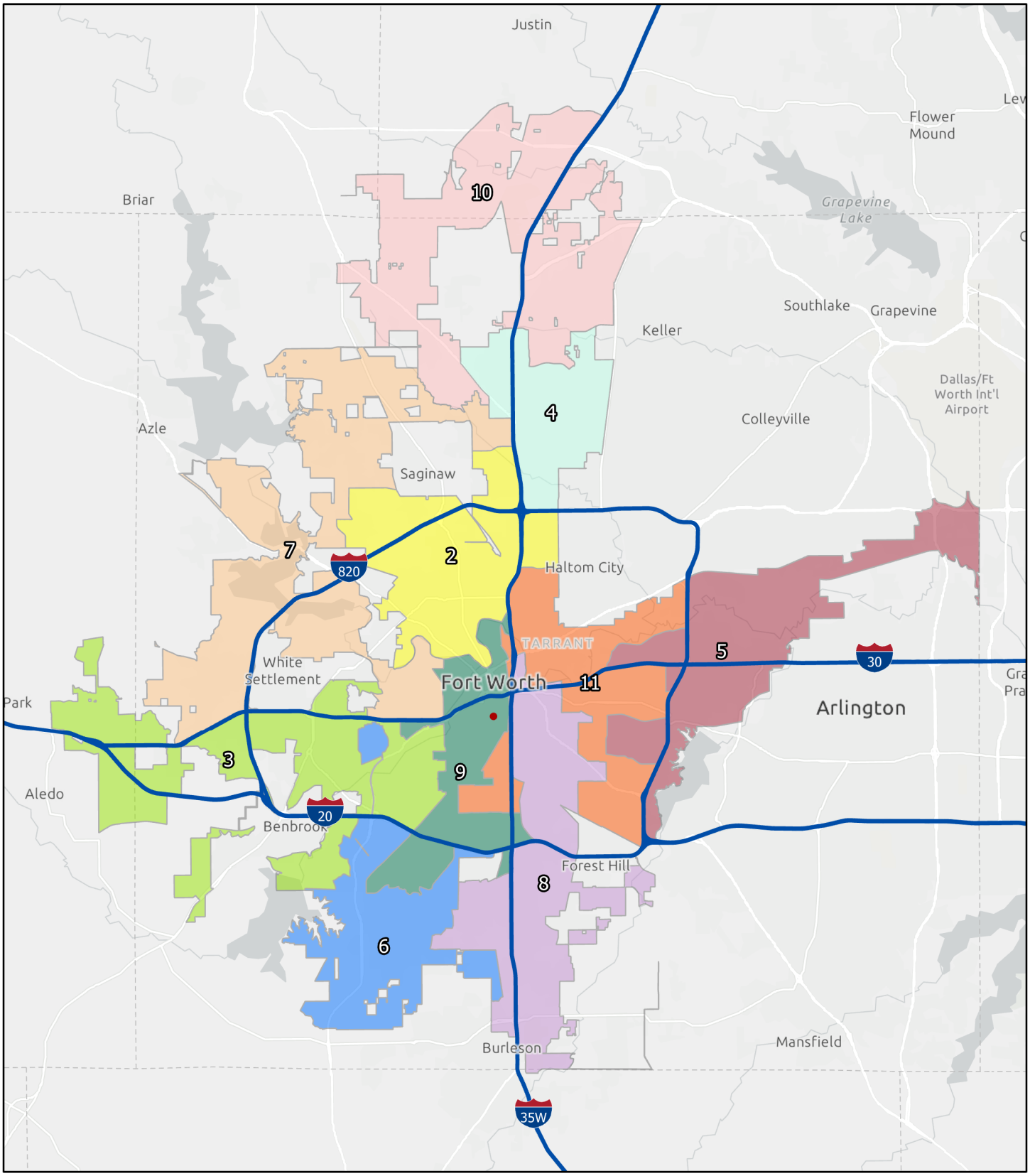

N

0 2.5 5 Miles

Villages of Samaritan House

Council Districts

District 2
District 3
District 4
District 5
District 6
District 7
District 8
District 9
District 10
District 11

2022-23 SFH Homes by Council District

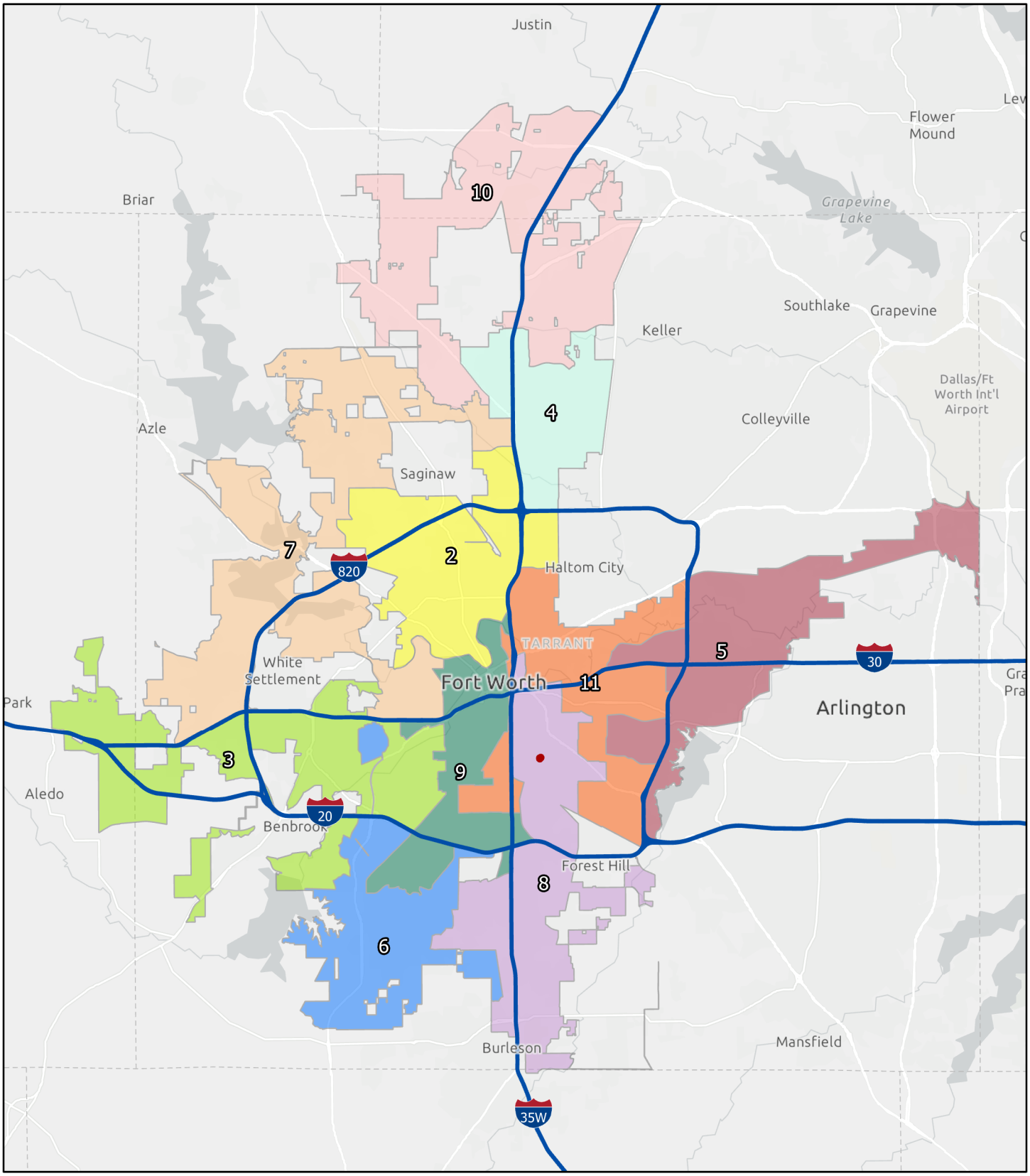

N

0 2.5 5 Miles

Homes Served

Council Districts

District 2
District 3
District 4
District 5
District 6
District 7
District 8: 4
District 9
District 10
District 11

Presbyterian Night Shelter Kitchen Rehab | 2401 Cypress St

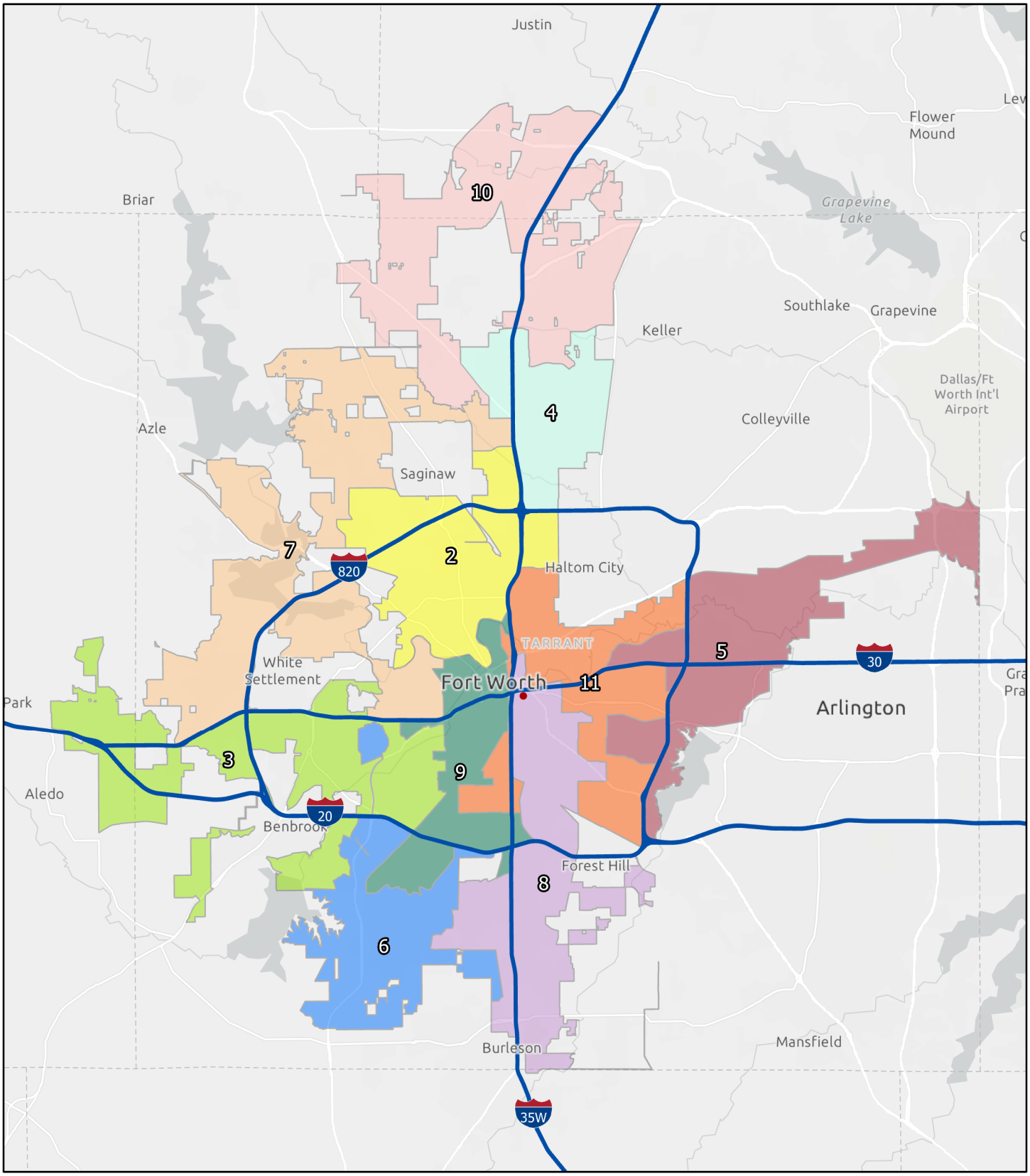

N

0 2.5 5 Miles

Presbyterian Night Shelter

Council Districts

District 2
District 3
District 4
District 5
District 6
District 7
District 8
District 9
District 10
District 11

PGM Year: 2016

Project: 0007 - 16-17 CFW Public Facilities and Infrastructure

IDIS Activity: 7341 - South Z Boaz Improvements Project {100621 & 102691-A01922}

Status: Completed 9/26/2023 12:00:00 AM
Location: 5250 Old Benbrook Rd Fort Worth, TX 76126-2012

Objective: Create suitable living environments
Outcome: Availability/accessibility
Matrix Code: Parks, Recreational Facilities (03F)
National Objective: LMA

Activity to prevent, prepare for, and respond to Coronavirus: No

Initial Funding Date: 09/10/2019

Description:

South Z Boaz Park is located at 5250 Old Benbrook Road, Fort Worth, Texas 76126 in Council District 3.
As a Community Based Park, it has a service area of 1-1 12 mile in adius.
However, the service area is restricted by Benbrook Highway to the West, a creek within South Z Boaz Park to the Southwest, Vickery Boulevard to the Southeast, Southwest Boulevard to the East, and Garza Avenue to the North.Its location provides an opportunity for South Z Boaz Park to become a visible focal point for the Bomber Heights community that will serve the needs for fitness, communal gatherings, and youth athletics.
The CDBG funds will be used for design, architecture and engineering costs and construction improvements to the park.
Planned improvements include but are not limited to a covered playground, walking trail, fitness stations (outdoor fitness equipment), picnic shelter, picnic tables, benches, drinking fountains, and landscaping.
Additionally, the CDBG funding may also provide for the administration of the project.

Financing

	Fund Type	Grant Year	Grant	Funded Amount	Drawn In Program Year	Drawn Thru Program Year
CDBG	EN	2016	B16MC480010	$96,575.63	$4,693.96	$96,575.63
	LA	2013	B13MC480010	$491,457.65	$0.00	$491,457.65
Total	**Total**			**$588,033.28**	**$4,693.96**	**$588,033.28**

Proposed Accomplishments

Public Facilities : 500
Total Population in Service Area: 5,390
Census Tract Percent Low / Mod: 67.81

Annual Accomplishments

Years	Accomplishment Narrative	# Benefitting
2019	The design for improvements to the park are complete and the project was bid out along with projects 7442 and 7422. A contractor was selected and the contract was executed at the end of September 2020. Construction is anticipated to be completed by the end of July 2021.	
2020	This project was anticipated to be completed by the end of July 2021.	
2021	Construction is complete. Close out of the project is pending a final inspection and invoice and is anticipated by 12/31/22.	

Years	Accomplishment Narrative	# Benefitting
2022	The purpose of the $600,000.00 investment of CDBG funds to the South Z Boaz Park Improvements project was to serve the Bomber Heights community's needs for fitness, communal gathering space, and youth athletics. The park is located in a CDBG-eligible census tract and benefits low-to-moderate income persons. Project costs included design, engineering, and construction. Improvements included a covered playground, walking trail, outdoor fitness equipment, picnic shelter, picnic tables, benches, drinking fountains, and landscaping. The City's Park and Recreation Department implemented the project through a Letter of Agreement with the Neighborhood Services Department. Construction was completed within budget at a cost of $588,033.28. The remaining balance was returned to unprogrammed funds.	

PGM Year: 2019
Project: 0003 - 19-20 Homeowner Housing Rehabilitation
IDIS Activity: 7382 - 19-20 NSD Priority Repair {102361-991910}

Status: Completed 3/18/2023 8:21:27 AM
Location: 3221 Evans Ave Fort Worth, TX 76110-4425

Objective: Create suitable living environments
Outcome: Sustainability
Matrix Code: Rehab; Single-Unit Residential (14A)
National Objective: LMH

Activity to prevent, prepare for, and respond to Coronavirus: No

Initial Funding Date: 11/09/2019

Description:

Priority Repair Program makes urgently needed minor repairs on behalf of low income homeowners, primarily for mechanical systems and roofs.
Funds include $150,000 in Program Income.

Financing

	Fund Type	Grant Year	Grant	Funded Amount	Drawn In Program Year	Drawn Thru Program Year
CDBG	EN	Pre-2015		$276,790.48	$0.00	$0.00
		2014	B14MC480010		$0.00	$276,790.48
		2015	B15MC480010	$80,709.54	$0.00	$80,709.54
		2019	B19MC480010	$819,955.92	$5,095.42	$819,955.92
	PI			$220,647.24	$0.00	$220,647.24
Total	**Total**			**$1,398,103.18**	**$5,095.42**	**$1,398,103.18**

Proposed Accomplishments

Housing Units : 230

Actual Accomplishments

Number assisted:	Owner		Renter		Total		Person	
	Total	Hispanic	Total	Hispanic	Total	Hispanic	Total	Hispanic
White:	47	32	0	0	47	32	0	0
Black/African American:	83	1	0	0	83	1	0	0
Asian:	1	0	0	0	1	0	0	0
American Indian/Alaskan Native:	1	0	0	0	1	0	0	0
Native Hawaiian/Other Pacific Islander:	0	0	0	0	0	0	0	0
American Indian/Alaskan Native & White:	0	0	0	0	0	0	0	0
Asian White:	0	0	0	0	0	0	0	0
Black/African American & White:	1	0	0	0	1	0	0	0
American Indian/Alaskan Native & Black/African American:	0	0	0	0	0	0	0	0

Other multi-racial:	3	0	0	0	3	0	0	0
Asian/Pacific Islander:	0	0	0	0	0	0	0	0
Hispanic:	0	0	0	0	0	0	0	0
Total:	**136**	**33**	**0**	**0**	**136**	**33**	**0**	**0**
Female-headed Households:	104		0		104			

Income Category:

	Owner	Renter	Total	Person
Extremely Low	81	0	81	0
Low Mod	42	0	42	0
Moderate	20	0	20	0
Non Low Moderate	0	0	0	0
Total	143	0	143	0
Percent Low/Mod	100.0%		100.0%	

Annual Accomplishments

Years	Accomplishment Narrative	# Benefitting
2019	Priority Repair Program services were provided to 142 low-to-moderate income homeowners during the 2019-2020 program year (October 1, 2019 - September 30, 2020).	
2020	Priority Repair Program services were provided to 117 low-to-moderate income homeowners during the 2020-2021 program year (October 1, 2020 - September 30, 2021).	
2021	Priority Repair Program services were provided to 83 low-to-moderate income homeowners during the 2021-2022 program year (October 1, 2021 - September 30, 2022)	

PGM Year: 2019
Project: 0003 - 19-20 Homeowner Housing Rehabilitation
IDIS Activity: 7383 - Trinity Habitat for Humanity Preserve a Home Program - Northside {102361-991950}

Status: Completed 2/27/2023 12:00:00 AM
Location: 2307 Clinton Ave Fort Worth, TX 76164-8127

Objective: Create suitable living environments
Outcome: Sustainability
Matrix Code: Rehab; Single-Unit Residential (14A)
National Objective: LMH

Activity to prevent, prepare for, and respond to Coronavirus: No

Initial Funding Date: 11/09/2019

Description:

The purpose of the project is to restore homes for low-income persons from the Como neighborhood in Fort Worth.
As a partner with the City's Lead-Safe Program, Trinity Habitat fro Humanity will perform exterior work that is needed.
Proposed improvements include replacingrepairing siding, roof replacementrepair, replacingreglazing windows and doors and, replacing trim and painting.

Financing

	Fund Type	Grant Year	Grant	Funded Amount	Drawn In Program Year	Drawn Thru Program Year
CDBG	EN	2019	B19MC480010	$399,999.64	$28,403.00	$399,999.64
Total	**Total**			**$399,999.64**	**$28,403.00**	**$399,999.64**

Proposed Accomplishments

Housing Units : 40

Actual Accomplishments

Number assisted:	Owner		Renter		Total		Person	
	Total	Hispanic	Total	Hispanic	Total	Hispanic	Total	Hispanic
White:	17	17	0	0	17	17	0	0
Black/African American:	3	0	0	0	3	0	0	0
Asian:	0	0	0	0	0	0	0	0
American Indian/Alaskan Native:	0	0	0	0	0	0	0	0
Native Hawaiian/Other Pacific Islander:	0	0	0	0	0	0	0	0
American Indian/Alaskan Native & White:	0	0	0	0	0	0	0	0
Asian White:	0	0	0	0	0	0	0	0
Black/African American & White:	0	0	0	0	0	0	0	0
American Indian/Alaskan Native & Black/African American:	0	0	0	0	0	0	0	0
Other multi-racial:	0	0	0	0	0	0	0	0
Asian/Pacific Islander:	0	0	0	0	0	0	0	0
Hispanic:	0	0	0	0	0	0	0	0

Total:	**20**	**17**	**0**	**0**	**20**	**17**	**0**	**0**
Female-headed Households:	12		0		12			

Income Category:

	Owner	Renter	Total	Person
Extremely Low	4	0	4	0
Low Mod	8	0	8	0
Moderate	7	0	7	0
Non Low Moderate	2	0	2	0
Total	21	0	21	0
Percent Low/Mod	90.5%		90.5%	

Annual Accomplishments

Years	Accomplishment Narrative	# Benefitting
2020	Proposed improvements include replacing/repairing siding, roof replacement/repair, replacing/reglazing windows and doors and, replacing trim and painting. From Oct 2020 to August 2021, 5 homes have received services.	
2021	Proposed improvements include replacing/repairing siding, roof replacement/repair, replacing/reglazing windows and doors and, replacing trim and painting. From October 1 to September 30 of the program year, 20 homes have received services.	

PGM Year: 2019

Project: 0005 - 19-20 Accessibility Improvements

IDIS Activity: 7387 - 19-20 Southside Community Center--ADA Improvements {102361-A01953}

Status: Open
Location: 959 E Rosedale St Fort Worth, TX 76104-5126

Objective: Create suitable living environments
Outcome: Availability/accessibility
Matrix Code: Neighborhood Facilities (03E)
National Objective: LMA

Activity to prevent, prepare for, and respond to Coronavirus: No

Initial Funding Date: 11/11/2019

Description:

CDBG funds will be used to make ADA-compliant accessibility improvements at Southside Community Center (959 E. Rosedale Street, 76104), including bathrooms, entry ways, parking lots, and other improvements to benefit elderly and disabled City residents.

Financing

	Fund Type	Grant Year	Grant	Funded Amount	Drawn In Program Year	Drawn Thru Program Year
CDBG	EN	2019	B19MC480010	$120,500.00	$4,402.62	$66,663.30
Total	**Total**			**$120,500.00**	**$4,402.62**	**$66,663.30**

Proposed Accomplishments

Public Facilities : 1

Total Population in Service Area: 2,535

Census Tract Percent Low / Mod: 86.39

Annual Accomplishments

Years	Accomplishment Narrative	# Benefitting
2019	The design for this project is underway. Design for this project is anticipated to be completed by the Summer of 2021 with construction beginning in 2021.	
2020	The design for this project is underway. Design for the project is anticipated to be completed by the Summer of 2022 with construction beginning in 2022.	
2021	$250,000.00 will be moving to Worth Heights Community Center to fund rehabilitations. An M&C is being drafted to authorize the change in use/contracts, will be on one of the January 2023 Council Agenda dates. It's anticipated that $250,000.00 of the $370,500.00 will be moved, then expended by July 2023.	

PGM Year: 2018
Project: 0012 - 18-19 Neighborhood Revitalization
IDIS Activity: 7422 - 18-19 Bunche Park Improvements {101785-A01920}

Status: Completed 11/3/2023 12:00:00 AM
Location: 5600 Ramey Ave Fort Worth, TX 76112-7638

Objective: Create suitable living environments
Outcome: Availability/accessibility
Matrix Code: Parks, Recreational Facilities (03F)
National Objective: LMA

Activity to prevent, prepare for, and respond to Coronavirus: No

Initial Funding Date: 12/11/2019

Description:

Funds to be used for the development of Bunche Park, Phase II, to include, but not limited to trees, trail connections (grading, trail, hydro seed, temporary irrigation), construction of pavilions with tables and benches, a trail bridge with abutments, and concrete sidewalks.

Financing

	Fund Type	Grant Year	Grant	Funded Amount	Drawn In Program Year	Drawn Thru Program Year
CDBG	EN	2018	B18MC480010	$384,661.22	$1,300.00	$384,661.22
	PI			$11,139.06	$0.00	$11,139.06
Total	**Total**			**$395,800.28**	**$1,300.00**	**$395,800.28**

Proposed Accomplishments

Public Facilities : 2,000
Total Population in Service Area: 3,740
Census Tract Percent Low / Mod: 62.70

Annual Accomplishments

Years	Accomplishment Narrative	# Benefitting
2019	The design for improvements to the park are complete and the project was bid out along with projects 7341 and 7442. A contractor was selected and the contract was executed at the end of September 2020. Construction is anticipated to completed by the end of July 2021.	
2020	This project was anticipated to be completed by the end of July 2021.	
2021	Construction is complete. Close out of the project is pending a final inspection and invoice and is anticipated by 12/31/22.	
2023	The purpose of the $400,000 CDBG-funded Bunche Park Phase II project was to complete the construction of Phase II improvements at Bunche Park. The park is located on an approximately 10-acre tract of land in a CDBG-eligible area. The project's 'Phase I' received $500,000.00 in CDBG funds in 2016 and was completed in September 2019. Improvements during Phase I included a playground, walking trail, outdoor fitness equipment, picnic shelter, picnic tables, benches, drinking fountains, and trees. Phase II improvements included trees, trail connections (grading, trail, hydro seed, temporary irrigation), construction of a pavilions with tables and benches, a trail bridge with abutments, and concrete sidewalks. The City's Park and Recreation Department implemented the project through a Letter of Agreement with the Neighborhood Services Department.	

PGM Year: 2015
Project: 0007 - 15-16 CFW Public Facilities and Infrastructure
IDIS Activity: 7442 - Capps Park Improvements {G00037,G00259,100000-A01923}

Status: Completed 3/18/2023 12:00:00 AM
Location: 907 W Berry St Fort Worth, TX 76110-3534

Objective: Create suitable living environments
Outcome: Availability/accessibility
Matrix Code: Parks, Recreational Facilities (03F)
National Objective: LMA

Activity to prevent, prepare for, and respond to Coronavirus: No

Initial Funding Date: 04/09/2020

Description:

Funds will be used for park improvements to further enhance the residents' park experience and encourage greater community engagement.
Proposed improvements include security lighting, infrastructure improvements, and amenities such as fitness equipment, park benches and picnic tables and benches.

Financing

	Fund Type	Grant Year	Grant	Funded Amount	Drawn In Program Year	Drawn Thru Program Year
CDBG	EN	Pre-2015		$157,650.04	$0.00	$0.00
		2014	B14MC480010		$0.00	$157,650.04
		2015	B15MC480010	$88,349.96	$0.00	$88,349.96
		2017	B17MC480010	$77,910.04	$0.00	$77,910.04
Total	**Total**			**$323,910.04**	**$0.00**	**$323,910.04**

Proposed Accomplishments

Public Facilities : 2,500
Total Population in Service Area: 1,170
Census Tract Percent Low / Mod: 52.56

Annual Accomplishments

Years	Accomplishment Narrative	# Benefitting
2019	The design for improvements to the park are complete and the project was bid out along with projects 7341 and 7422. A contractor was selected and the contract was executed at the end of September 2020. Construction is anticipated to be completed by the end of July 2021.	
2020	This project was anticipated be completed by the end of July 2021.	
2022	The purpose of the $326,000 CDBG-funded Capps Park Improvements project was to enhance residents' park experience and encourage community engagement by providing infrastructure and facility improvements. The park is located in the South Hemphill Heights Model Block, an area designated by the Fort Worth City Council to receive HUD funds targeted toward revitalization. Improvements included security lighting, infrastructure improvements, and added amenities such as fitness equipment, park benches, and picnic tables. The City's Park and Recreation Department implemented the project through a Letter of Agreement with the Neighborhood Services Department. The total project budget was $326,000.00. The expended amount is $323,910.04. The remaining balance is $2,089.96 and was transferred to the Priority Repair Program.	

PGM Year: 2020
Project: 0007 - 20-21 Affordable Housing
IDIS Activity: 7474 - 19-20 CDBG-CV The Salvation Army - Emergency Rental Assistance {102718-9919U4}

Status: Completed 11/28/2022 6:25:29 PM
Location: 1855 E Lancaster Ave Fort Worth, TX 76103-2123

Objective: Create suitable living environments
Outcome: Availability/accessibility
Matrix Code: Subsistence Payment (05Q)
National Objective: LMC

Activity to prevent, prepare for, and respond to Coronavirus: Yes

Initial Funding Date: 07/29/2020

Description:

CDBG funds will be used to pay for the salary and FICA of a Case Manager position in the Program, to provide case management and referrals.
Case Management services will be provided Monday through Friday, 9:00 a.m.
to 5:00 p.m., with evening or weekend appointments scheduled as needed to accommodate client's schedule.
Life skills and financial education class times vary and are held Monday through Friday.

Financing

	Fund Type	Grant Year	Grant	Funded Amount	Drawn In Program Year	Drawn Thru Program Year
CDBG	EN	2020	B20MW480010	$316,500.00	$0.00	$316,500.00
Total	**Total**			**$316,500.00**	**$0.00**	**$316,500.00**

Proposed Accomplishments

People (General) : 75

Actual Accomplishments

Number assisted:	Owner		Renter		Total		Person	
	Total	Hispanic	Total	Hispanic	Total	Hispanic	Total	Hispanic
White:	0	0	0	0	0	0	16	13
Black/African American:	0	0	0	0	0	0	48	0
Asian:	0	0	0	0	0	0	0	0
American Indian/Alaskan Native:	0	0	0	0	0	0	0	0
Native Hawaiian/Other Pacific Islander:	0	0	0	0	0	0	0	0
American Indian/Alaskan Native & White:	0	0	0	0	0	0	0	0
Asian White:	0	0	0	0	0	0	0	0
Black/African American & White:	0	0	0	0	0	0	0	0
American Indian/Alaskan Native & Black/African American:	0	0	0	0	0	0	0	0
Other multi-racial:	0	0	0	0	0	0	1	1
Asian/Pacific Islander:	0	0	0	0	0	0	0	0

Hispanic:	0	0	0	0	0	0	0	0
Total:	**0**	**0**	**0**	**0**	**0**	**0**	**65**	**14**
Female-headed Households:	0		0		0			

Income Category:

	Owner	Renter	Total	Person
Extremely Low	0	0	0	60
Low Mod	0	0	0	6
Moderate	0	0	0	4
Non Low Moderate	0	0	0	0
Total	0	0	0	70
Percent Low/Mod				100.0%

Annual Accomplishments

Years	Accomplishment Narrative	# Benefitting
2020	The Salvation Army provided emergency rental assistance to 64 low-to-moderate income families. Total funds expended from October 1, 2020 to September 30, 2021 totaled $122,344.84.	
2021	The Salvation Army provided emergency rental assistance to 36 low-to-moderate income families from Oct 1 to September 30 of the Program Year.	

PGM Year: 2019
Project: 0020 - CDBG-CV Affordable Housing
IDIS Activity: 7477 - 19-20 CDBG-CV Center for Transforming Lives - Emergency Rental Assistance {102718-9919U1}

Status: Open
Location: 512 W 4th St Fort Worth, TX 76102-3613

Objective: Provide decent affordable housing
Outcome: Affordability
Matrix Code: Subsistence Payment (05Q)
National Objective: LMC

Activity to prevent, prepare for, and respond to Coronavirus: Yes

Initial Funding Date: 08/17/2020

Description:

CDBG-CV funds to be used to provide short-term emergency rental assistance for residents impacted by the COVID-19 crisis.

Financing

	Fund Type	Grant Year	Grant	Funded Amount	Drawn In Program Year	Drawn Thru Program Year
CDBG	EN	2020	B20MW480010	$1,006,358.00	$276,923.95	$1,006,357.58
Total	**Total**			**$1,006,358.00**	**$276,923.95**	**$1,006,357.58**

Proposed Accomplishments

People (General) : 195

Actual Accomplishments

Number assisted:	Owner		Renter		Total		Person	
	Total	Hispanic	Total	Hispanic	Total	Hispanic	Total	Hispanic
White:	0	0	0	0	0	0	20	14
Black/African American:	0	0	0	0	0	0	46	0
Asian:	0	0	0	0	0	0	0	0
American Indian/Alaskan Native:	0	0	0	0	0	0	0	0
Native Hawaiian/Other Pacific Islander:	0	0	0	0	0	0	0	0
American Indian/Alaskan Native & White:	0	0	0	0	0	0	1	0
Asian White:	0	0	0	0	0	0	0	0
Black/African American & White:	0	0	0	0	0	0	7	0
American Indian/Alaskan Native & Black/African American:	0	0	0	0	0	0	1	0
Other multi-racial:	0	0	0	0	0	0	3	0
Asian/Pacific Islander:	0	0	0	0	0	0	0	0
Hispanic:	0	0	0	0	0	0	0	0
Total:	**0**	**0**	**0**	**0**	**0**	**0**	**78**	**14**

Female-headed Households:	0	0	0

Income Category:

	Owner	Renter	Total	Person
Extremely Low	0	0	0	55
Low Mod	0	0	0	16
Moderate	0	0	0	6
Non Low Moderate	0	0	0	0
Total	0	0	0	77
Percent Low/Mod				100.0%

Annual Accomplishments

Years	Accomplishment Narrative	# Benefitting
2020	Center for Transforming Lives provided emergency rental assistance to 77 low-to-moderate income families. Total funds expended from October 1, 2020 to September 30, 2021 totaled $333,812.70.	
2021	Center for Transforming Lives provided emergency rental assistance to 60 low-to-moderate income families from Oct 1 to September 30 of the program year.	
2022	Center for Transforming Lives provided emergency rental assistance to 40 low-to-moderate income families from Oct 1 to December 31 of the program year.	

PGM Year: 2019
Project: 0018 - CDBG CV-Poverty Reduction and Household Stabilization
IDIS Activity: 7478 - 19-20 CDBG-CV Center for Transforming Lives - Micro-Enterprise {102718-9919U0}

Status: Completed 10/31/2023 9:36:03 PM
Location: 512 W 4th St Fort Worth, TX 76102-3613

Objective: Create suitable living environments
Outcome: Sustainability
Matrix Code: Micro-Enterprise Assistance (18C)
National Objective: LMC

Activity to prevent, prepare for, and respond to Coronavirus: Yes

Initial Funding Date: 08/17/2020

Description:

CDBG-CV funds to be used to assist residents impacted by the COVID-19 crisis, with employment-related services.

Financing

	Fund Type	Grant Year	Grant	Funded Amount	Drawn In Program Year	Drawn Thru Program Year
CDBG	EN	2020	B20MW480010	$121,754.00	$25,739.64	$121,754.00
Total	**Total**			**$121,754.00**	**$25,739.64**	**$121,754.00**

Proposed Accomplishments

People (General) : 45

Actual Accomplishments

Number assisted:	Owner		Renter		Total		Person	
	Total	Hispanic	Total	Hispanic	Total	Hispanic	Total	Hispanic
White:	0	0	0	0	0	0	7	5
Black/African American:	0	0	0	0	0	0	79	3
Asian:	0	0	0	0	0	0	0	0
American Indian/Alaskan Native:	0	0	0	0	0	0	1	1
Native Hawaiian/Other Pacific Islander:	0	0	0	0	0	0	0	0
American Indian/Alaskan Native & White:	0	0	0	0	0	0	0	0
Asian White:	0	0	0	0	0	0	0	0
Black/African American & White:	0	0	0	0	0	0	7	2
American Indian/Alaskan Native & Black/African American:	0	0	0	0	0	0	0	0
Other multi-racial:	0	0	0	0	0	0	4	1
Asian/Pacific Islander:	0	0	0	0	0	0	0	0
Hispanic:	0	0	0	0	0	0	0	0
Total:	**0**	**0**	**0**	**0**	**0**	**0**	**98**	**12**

Female-headed Households:	0	0	0

Income Category:

	Owner	Renter	Total	Person
Extremely Low	0	0	0	49
Low Mod	0	0	0	25
Moderate	0	0	0	10
Non Low Moderate	0	0	0	14
Total	0	0	0	98
Percent Low/Mod				85.7%

Annual Accomplishments

Years	Accomplishment Narrative	# Benefitting
2020	Center for Transforming Lives served 28 clients during the 2020-2021 program year. Total funds expended from October 1, 2020 to September 30, 2021 totaled $38,672.57.	
2021	Center for Transforming Lives served 44 clients from Oct 1 - September 30 of the program year.	
2022	Center for Transforming Lives CDBG-CV MicroEnterprise Support Program consisted of cohort-based services to assist entrepreneurs with re-tooling their business model by developing business plans and other related services. CDBG-CV funds were used to pay for a percentage of staff salaries, student supplies, and marketing materials. The Agency served 98 unduplicated clients during the contract year. From October 2020 to September 2023, $121,753.58 in CDBG-CV funds was utilized by the agency.	

PGM Year: 2019
Project: 0020 - CDBG-CV Affordable Housing
IDIS Activity: 7479 - 19-20 CDBG-CV Housing Channel - Emergency Rental Assistance {102718-9919U2}

Status: Completed 6/22/2023 4:30:57 PM
Location: 4200 South Fwy Fort Worth, TX 76115-1400

Objective: Provide decent affordable housing
Outcome: Affordability
Matrix Code: Subsistence Payment (05Q)
National Objective: LMC

Activity to prevent, prepare for, and respond to Coronavirus: Yes

Initial Funding Date: 08/17/2020

Description:

CDBG-CV funds to be used to provide short-term emergency rental assistance for residents impacted by the COVID-19 crisis.

Financing

	Fund Type	Grant Year	Grant	Funded Amount	Drawn In Program Year	Drawn Thru Program Year
CDBG	EN	2020	B20MW480010	$437,138.61	$81,406.61	$437,138.61
Total	**Total**			**$437,138.61**	**$81,406.61**	**$437,138.61**

Proposed Accomplishments

People (General) : 185

Actual Accomplishments

Number assisted:	Owner		Renter		Total		Person	
	Total	Hispanic	Total	Hispanic	Total	Hispanic	Total	Hispanic
White:	0	0	0	0	0	0	19	14
Black/African American:	0	0	0	0	0	0	44	0
Asian:	0	0	0	0	0	0	0	0
American Indian/Alaskan Native:	0	0	0	0	0	0	0	0
Native Hawaiian/Other Pacific Islander:	0	0	0	0	0	0	1	0
American Indian/Alaskan Native & White:	0	0	0	0	0	0	0	0
Asian White:	0	0	0	0	0	0	0	0
Black/African American & White:	0	0	0	0	0	0	3	0
American Indian/Alaskan Native & Black/African American:	0	0	0	0	0	0	0	0
Other multi-racial:	0	0	0	0	0	0	5	0
Asian/Pacific Islander:	0	0	0	0	0	0	0	0
Hispanic:	0	0	0	0	0	0	0	0
Total:	**0**	**0**	**0**	**0**	**0**	**0**	**72**	**14**

Female-headed Households:	0	0	0

Income Category:

	Owner	Renter	Total	Person
Extremely Low	0	0	0	50
Low Mod	0	0	0	16
Moderate	0	0	0	3
Non Low Moderate	0	0	0	3
Total	0	0	0	72
Percent Low/Mod				95.8%

Annual Accomplishments

Years	Accomplishment Narrative	# Benefitting
2020	Housing Channel provided emergency rental assistance to 34 low-to-moderate income families. Total funds expended from October 1, 2020 to September 30, 2021 totaled $81,241.10.	
2021	The Program will provide all services related to administering the Emergency Rental Assistance program for eligible Fort Worth families who have been impacted by COVID-19 and have incomes at or below 80% of the area median income From March 13, 2020 to May 30, 2022, the City of Fort Worth reimbursed the agency $335,732.00 in CDBG-CV funds. CDBG-CV funds were used to pay for Program Staff Salaries, FICA, Health Insurance, and Direct Client rent or Mortgage assistance. The agency served 4 unduplicated clients during the program year.	

PGM Year: 2019
Project: 0019 - CDBG CV-Support programming for Aging-In-Place
IDIS Activity: 7480 - 19-20 CDBG-CV Meals On Wheels - Senior Nutrition Program {102718-9919U6}

Status: Open
Location: 5740 Airport Fwy Fort Worth, TX 76117-6005

Objective: Create suitable living environments
Outcome: Sustainability
Matrix Code: Senior Centers (03A)
National Objective: LMC

Activity to prevent, prepare for, and respond to Coronavirus: Yes

Initial Funding Date: 08/17/2020

Description:

This program will provide meal-delivery throughout Fort Worth to the homes of the individuals on the program.
Meal Preparation takes place at the agency offices

Financing

	Fund Type	Grant Year	Grant	Funded Amount	Drawn In Program Year	Drawn Thru Program Year
CDBG	EN	2020	B20MW480010	$660,000.00	$212,727.83	$512,727.83
Total	**Total**			**$660,000.00**	**$212,727.83**	**$512,727.83**

Proposed Accomplishments

Public Facilities : 67

Actual Accomplishments

Number assisted:	Owner		Renter		Total		Person	
	Total	Hispanic	Total	Hispanic	Total	Hispanic	Total	Hispanic
White:	0	0	0	0	0	0	343	120
Black/African American:	0	0	0	0	0	0	245	0
Asian:	0	0	0	0	0	0	16	0
American Indian/Alaskan Native:	0	0	0	0	0	0	6	0
Native Hawaiian/Other Pacific Islander:	0	0	0	0	0	0	3	0
American Indian/Alaskan Native & White:	0	0	0	0	0	0	0	0
Asian White:	0	0	0	0	0	0	0	0
Black/African American & White:	0	0	0	0	0	0	0	0
American Indian/Alaskan Native & Black/African American:	0	0	0	0	0	0	1	0
Other multi-racial:	0	0	0	0	0	0	10	0
Asian/Pacific Islander:	0	0	0	0	0	0	0	0
Hispanic:	0	0	0	0	0	0	0	0

Total:	**0**	**0**	**0**	**0**	**0**	**0**	**624**	**120**
Female-headed Households:	0		0		0			

Income Category:

	Owner	Renter	Total	Person
Extremely Low	0	0	0	384
Low Mod	0	0	0	60
Moderate	0	0	0	16
Non Low Moderate	0	0	0	164
Total	0	0	0	624
Percent Low/Mod				73.7%

Annual Accomplishments

Years	Accomplishment Narrative	# Benefitting
2020	Meals on Wheels assisted seniors and disabled individuals in the Fort Worth metroplex with daily nutritional meals throughout the program year. Services were available daily and citywide during the COVID-19 pandemic. From October 1, 2020 to August 30, 2021, the City of Fort Worth reimbursed the agency $300,000.00 in CDBG-CV funds. The CDBG-CV funds were used to pay for daily meals. The Agency served 624 unduplicated clients during the contract year.	

PGM Year: 2019
Project: 0018 - CDBG CV-Poverty Reduction and Household Stabilization
IDIS Activity: 7484 - 19-20 CDBG-CV Recovery Resource Council - Employment Services for Veterans {102718-9919U9}

Status: Completed 11/28/2022 5:37:29 PM
Location: 2700 Airport Fwy Fort Worth, TX 76111-2332

Objective: Create economic opportunities
Outcome: Sustainability
Matrix Code: Employment Training (05H)
National Objective: LMC

Activity to prevent, prepare for, and respond to Coronavirus: Yes

Initial Funding Date: 08/17/2020

Description:

CDBG-CV funds to be used to assist residents impacted by the COVID-19 crisis, with employment-related services.

Financing

	Fund Type	Grant Year	Grant	Funded Amount	Drawn In Program Year	Drawn Thru Program Year
CDBG	EN	2020	B20MW480010	$30,119.65	$0.00	$30,119.65
Total	**Total**			**$30,119.65**	**$0.00**	**$30,119.65**

Proposed Accomplishments

People (General) : 100

Actual Accomplishments

Number assisted:	Owner		Renter		Total		Person	
	Total	Hispanic	Total	Hispanic	Total	Hispanic	Total	Hispanic
White:	0	0	0	0	0	0	31	18
Black/African American:	0	0	0	0	0	0	37	0
Asian:	0	0	0	0	0	0	1	0
American Indian/Alaskan Native:	0	0	0	0	0	0	4	0
Native Hawaiian/Other Pacific Islander:	0	0	0	0	0	0	0	0
American Indian/Alaskan Native & White:	0	0	0	0	0	0	0	0
Asian White:	0	0	0	0	0	0	0	0
Black/African American & White:	0	0	0	0	0	0	0	0
American Indian/Alaskan Native & Black/African American:	0	0	0	0	0	0	0	0
Other multi-racial:	0	0	0	0	0	0	0	0
Asian/Pacific Islander:	0	0	0	0	0	0	0	0
Hispanic:	0	0	0	0	0	0	0	0
Total:	**0**	**0**	**0**	**0**	**0**	**0**	**73**	**18**

Female-headed Households:	0	0	0

Income Category:

	Owner	Renter	Total	Person
Extremely Low	0	0	0	57
Low Mod	0	0	0	14
Moderate	0	0	0	2
Non Low Moderate	0	0	0	0
Total	0	0	0	73
Percent Low/Mod				100.0%

Annual Accomplishments

Years	Accomplishment Narrative	# Benefitting
2020	Recovery Resource Council provided employment-related services to 73 low-to-moderate income individuals. Total funds expended from October 1, 2020 to September 30, 2021 totaled $24,460.82.	
2021	The Recovery Resource Council Employment Services for Veterans program was designed to help veterans impacted by COVID-19 to obtain competitive work in the community and provide supports necessary to ensure success in the workplace. Employment-Related Services addressed the veteransâ¿¿ need for stable employment, financial independence, coordinated with housing and other supportive services for the target population. From March 13, 2020 to April 30, 2022, the City of Fort Worth reimbursed the agency $21,338.09 in CDBG funds. CDBG-CV funds were used to pay for Program Staff Salaries, FICA, Health Insurance, Unemployment and Workerâ¿¿s Compensation. The agency served 40 unduplicated clients during the contract year.	

PGM Year: 2019
Project: 0020 - CDBG-CV Affordable Housing
IDIS Activity: 7487 - 19-20 CDBG-CV Tarrant County Samaritan Housing - Emergency Rental Assistance {102718-9919U5}

Status: Completed 11/28/2022 6:08:38 PM
Location: 929 Hemphill St Fort Worth, TX 76104-3126

Objective: Provide decent affordable housing
Outcome: Affordability
Matrix Code: Subsistence Payment (05Q)
National Objective: LMC

Activity to prevent, prepare for, and respond to Coronavirus: Yes

Initial Funding Date: 08/17/2020

Description:

CDBG-CV funds to be used to provide short-term emergency rental assistance for residents impacted by the COVID-19 crisis.

Financing

	Fund Type	Grant Year	Grant	Funded Amount	Drawn In Program Year	Drawn Thru Program Year
CDBG	EN	2020	B20MW480010	$266,500.00	$0.00	$266,500.00
Total	**Total**			**$266,500.00**	**$0.00**	**$266,500.00**

Proposed Accomplishments

People (General) : 10

Actual Accomplishments

Number assisted:	Owner		Renter		Total		Person	
	Total	Hispanic	Total	Hispanic	Total	Hispanic	Total	Hispanic
White:	0	0	0	0	0	0	15	14
Black/African American:	0	0	0	0	0	0	58	0
Asian:	0	0	0	0	0	0	0	0
American Indian/Alaskan Native:	0	0	0	0	0	0	0	0
Native Hawaiian/Other Pacific Islander:	0	0	0	0	0	0	0	0
American Indian/Alaskan Native & White:	0	0	0	0	0	0	0	0
Asian White:	0	0	0	0	0	0	0	0
Black/African American & White:	0	0	0	0	0	0	1	1
American Indian/Alaskan Native & Black/African American:	0	0	0	0	0	0	0	0
Other multi-racial:	0	0	0	0	0	0	5	0
Asian/Pacific Islander:	0	0	0	0	0	0	0	0
Hispanic:	0	0	0	0	0	0	0	0
Total:	**0**	**0**	**0**	**0**	**0**	**0**	**79**	**15**

Female-headed Households:	0	0	0

Income Category:

	Owner	Renter	Total	Person
Extremely Low	0	0	0	65
Low Mod	0	0	0	11
Moderate	0	0	0	4
Non Low Moderate	0	0	0	0
Total	0	0	0	80
Percent Low/Mod				100.0%

Annual Accomplishments

Years	Accomplishment Narrative	# Benefitting
2020	CDBG-CV funds were used to provide emergency rental assistance to 78 low-to-moderate income families impacted by the coronavirus pandemic as of December 31, 2020. Total funds expended from October 1, 2020 to September 30, 2021 totaled $244,068.05.	
2021	The Program provides Short-Term Rental Assistance and Homeless Prevention for those Fort Worth households affected by COVID-19. The program will provide payments for up to 3 months of rent with a maximum of 60 days in arrears. From March 13, 2020 to September 30, 2022, the City of Fort Worth reimbursed the agency $266,500.00 in CDBG-CV funds. CDBG-CV funds were used to pay for Program Staff Salaries, FICA, Health Insurance, and Direct Client rent or Mortgage assistance. The agency served 79 unduplicated clients during the contract year.	

PGM Year: 2019
Project: 0025 - CDBG-CV NSD Program Administration
IDIS Activity: 7492 - 19-20 CDBG-CV City of Fort Worth - NSD Administration

Status: Open
Location: ,

Objective:
Outcome:
Matrix Code: General Program Administration (21A)
National Objective:

Activity to prevent, prepare for, and respond to Coronavirus: Yes

Initial Funding Date: 08/17/2020

Description:

This project is for the planning, administering, operating and monitoring grant programs to ensure compliance with HUD and City policies and regulations.
This includes administration of subrecipient contracts, financial account reporting, onsite monitoring visits, and preparation of plans and reports.

Financing

	Fund Type	Grant Year	Grant	Funded Amount	Drawn In Program Year	Drawn Thru Program Year
CDBG	AD	2020	B20MW480010	$797,058.00	$73,514.26	$252,141.52
Total	**Total**			**$797,058.00**	**$73,514.26**	**$252,141.52**

Proposed Accomplishments

Actual Accomplishments

Number assisted:	Owner		Renter		Total		Person	
	Total	Hispanic	Total	Hispanic	Total	Hispanic	Total	Hispanic
White:					0	0		
Black/African American:					0	0		
Asian:					0	0		
American Indian/Alaskan Native:					0	0		
Native Hawaiian/Other Pacific Islander:					0	0		
American Indian/Alaskan Native & White:					0	0		
Asian White:					0	0		
Black/African American & White:					0	0		
American Indian/Alaskan Native & Black/African American:					0	0		
Other multi-racial:					0	0		
Asian/Pacific Islander:					0	0		
Hispanic:					0	0		
Total:	**0**	**0**	**0**	**0**	**0**	**0**	**0**	**0**

Female-headed Households: 0

Income Category:	Owner	Renter	Total	Person
Extremely Low			0	
Low Mod			0	
Moderate			0	
Non Low Moderate			0	
Total	0	0	0	0
Percent Low/Mod				

Annual Accomplishments

No data returned for this view. This might be because the applied filter excludes all data.

PGM Year: 2020
Project: 0002 - 20-21 CFW CDBG Program Delivery
IDIS Activity: 7528 - 20-21 NSD Rehab/Construction Management Program Delivery{103020-991909}

Status: Completed 2/27/2023 9:06:47 AM
Location: 818 Missouri Ave Fort Worth, TX 76104-3618

Objective: Create suitable living environments
Outcome: Sustainability
Matrix Code: Rehabilitation Administration (14H)
National Objective: LMH

Activity to prevent, prepare for, and respond to Coronavirus: No

Initial Funding Date: 01/09/2021

Description:

The Home Improvement & Construction Division provides construction management for the Department's various rehab programs,single and particularly Priority Repair Program, the CDBG match portion of the Lead-Safe Program, and the Cowtown Brush Up Program.
This division also provides technical assistance to non-profit organizations which provide rehabilitation-related housing services with City grant funds.
The program staff also provides inspection services, work write up, and final inspection of CDBG-funded single and multi-family rehab projects.
For the Priority Repair Program, program delivery costs include salaries and fringe benefits for staff to perform inspections on 100 Cowtown Brush Up units with a minimum of two inspections per unit.

Financing

	Fund Type	Grant Year	Grant	Funded Amount	Drawn In Program Year	Drawn Thru Program Year
CDBG	EN	2020	B20MC480010	$517,485.11	$0.00	$517,485.11
	PI			$28,515.78	$0.00	$28,515.78
Total	**Total**			**$546,000.89**	**$0.00**	**$546,000.89**

Proposed Accomplishments

Actual Accomplishments

Number assisted:	Owner		Renter		Total		Person	
	Total	Hispanic	Total	Hispanic	Total	Hispanic	Total	Hispanic
White:	0	0	0	0	0	0		0
Black/African American:	0	0	0	0	0	0	0	0
Asian:	0	0	0	0	0	0	0	0
American Indian/Alaskan Native:	0	0	0	0	0	0	0	0
Native Hawaiian/Other Pacific Islander:	0	0	0	0	0	0	0	0
American Indian/Alaskan Native & White:	0	0	0	0	0	0	0	0
Asian White:	0	0	0	0	0	0	0	0
Black/African American & White:	0	0	0	0	0	0	0	0
American Indian/Alaskan Native & Black/African American:	0	0	0	0	0	0	0	0
Other multi-racial:	0	0	0	0	0	0	0	0

Asian/Pacific Islander:	0	0	0	0	0	0	0	0
Hispanic:	0	0	0	0	0	0	0	0
Total:	**0**	**0**	**0**	**0**	**0**	**0**	**0**	**0**
Female-headed Households:	0		0		0			

Income Category:

	Owner	Renter	Total	Person
Extremely Low	0	0	0	0
Low Mod	0	0	0	0
Moderate	0	0	0	0
Non Low Moderate	0	0	0	0
Total	0	0	0	0
Percent Low/Mod				

Annual Accomplishments

No data returned for this view. This might be because the applied filter excludes all data.

PGM Year: 2020
Project: 0003 - 20-21 Homeowner Housing Rehabilitation
IDIS Activity: 7530 - 20-21 NSD Priority Repair {103020-991910}

Status: Completed 3/18/2023 9:50:56 PM
Location: 1325 Limerick Dr Fort Worth, TX 76134-2104

Objective: Create suitable living environments
Outcome: Sustainability
Matrix Code: Rehab; Single-Unit Residential (14A)
National Objective: LMH

Activity to prevent, prepare for, and respond to Coronavirus: No

Initial Funding Date: 01/09/2021

Description:

Priority Repair Program makes urgently needed minor repairs on behalf of low income homeowners, primarily for mechanical systems and roofs.
Funds include $150,000 in Program Income.

Financing

	Fund Type	Grant Year	Grant	Funded Amount	Drawn In Program Year	Drawn Thru Program Year
CDBG	EN	Pre-2015		$4,368.77	$0.00	$0.00
		2014	B14MC480010		$0.00	$4,368.77
		2015	B15MC480010	$98,306.07	$0.00	$98,306.07
		2016	B16MC480010	$7,597.97	$0.00	$7,597.97
		2017	B17MC480010	$96,334.59	$0.00	$96,334.59
		2020	B20MC480010	$1,077,088.79	$47,715.50	$1,077,088.79
	PI			$7,113.48	$0.00	$7,113.48
Total	**Total**			**$1,290,809.67**	**$47,715.50**	**$1,290,809.67**

Proposed Accomplishments

Housing Units : 230

Actual Accomplishments

Number assisted:	Owner		Renter		Total		Person	
	Total	Hispanic	Total	Hispanic	Total	Hispanic	Total	Hispanic
White:	59	41	0	0	59	41	0	0
Black/African American:	81	0	0	0	81	0	0	0
Asian:	1	0	0	0	1	0	0	0
American Indian/Alaskan Native:	0	0	0	0	0	0	0	0
Native Hawaiian/Other Pacific Islander:	0	0	0	0	0	0	0	0
American Indian/Alaskan Native & White:	0	0	0	0	0	0	0	0
Asian White:	1	0	0	0	1	0	0	0

Black/African American & White:	0	0	0	0	0	0	0	0
American Indian/Alaskan Native & Black/African American:	0	0	0	0	0	0	0	0
Other multi-racial:	0	0	0	0	0	0	0	0
Asian/Pacific Islander:	0	0	0	0	0	0	0	0
Hispanic:	0	0	0	0	0	0	0	0
Total:	**142**	**41**	**0**	**0**	**142**	**41**	**0**	**0**
Female-headed Households:	77		0		77			

Income Category:

	Owner	Renter	Total	Person
Extremely Low	68	0	68	0
Low Mod	45	0	45	0
Moderate	27	0	27	0
Non Low Moderate	0	0	0	0
Total	140	0	140	0
Percent Low/Mod	100.0%		100.0%	

Annual Accomplishments

Years	Accomplishment Narrative	# Benefitting
2020	Priority Repair Program provided urgently needed minor repairs on 133 homes for low-income homeowners.	
2021	Priority Repair Program provided urgently needed minor repairs on 140 homes for low-income homeowners.	

PGM Year: 2020
Project: 0003 - 20-21 Homeowner Housing Rehabilitation
IDIS Activity: 7531 - 20-21 Match for Lead Grant {103020-991943}

Status: Open
Location: 2905 Malcolm St Fort Worth, TX 76112-6626

Objective: Create suitable living environments
Outcome: Sustainability
Matrix Code: Rehab; Single-Unit Residential (14A)
National Objective: LMH

Activity to prevent, prepare for, and respond to Coronavirus: No

Initial Funding Date: 01/09/2021

Description:

Funds will be used as the CDBG match portion for the Lead Hazard Reduction Demonstration Grant Program to pay for control efforts, rehabilitation, and related activities to carry out eligible expenses under the lead hazard reduction activities for housing units.

Financing

	Fund Type	Grant Year	Grant	Funded Amount	Drawn In Program Year	Drawn Thru Program Year
CDBG	EN	2020	B20MC480010	$750,000.00	$278,954.06	$604,097.65
Total	**Total**			**$750,000.00**	**$278,954.06**	**$604,097.65**

Proposed Accomplishments

Housing Units : 230

Actual Accomplishments

Number assisted:	Owner		Renter		Total		Person	
	Total	Hispanic	Total	Hispanic	Total	Hispanic	Total	Hispanic
White:	34	32	0	0	34	32	0	0
Black/African American:	13	0	0	0	13	0	0	0
Asian:	0	0	0	0	0	0	0	0
American Indian/Alaskan Native:	0	0	0	0	0	0	0	0
Native Hawaiian/Other Pacific Islander:	0	0	0	0	0	0	0	0
American Indian/Alaskan Native & White:	0	0	0	0	0	0	0	0
Asian White:	0	0	0	0	0	0	0	0
Black/African American & White:	0	0	0	0	0	0	0	0
American Indian/Alaskan Native & Black/African American:	0	0	0	0	0	0	0	0
Other multi-racial:	0	0	0	0	0	0	0	0
Asian/Pacific Islander:	0	0	0	0	0	0	0	0
Hispanic:	0	0	0	0	0	0	0	0

Total:	**47**	**32**	**0**	**0**	**47**	**32**	**0**	**0**
Female-headed Households:	35		0		35			

Income Category:

	Owner	Renter	Total	Person
Extremely Low	0	0	0	0
Low Mod	26	0	26	0
Moderate	14	0	14	0
Non Low Moderate	7	0	7	0
Total	47	0	47	0
Percent Low/Mod	85.1%		85.1%	

Annual Accomplishments

Years	Accomplishment Narrative	# Benefitting
2020	Funds will be used as the CDBG match portion for the Lead Hazard Reduction Demonstration Grant Program to pay for control efforts, rehabilitation, and related activities to carry out eligible expenses under the lead hazard reduction activities for housing units.	
2021	Funds will be used as the CDBG match portion for the Lead Hazard Reduction Demonstration Grant Program to pay for control efforts, rehabilitation, and related activities to carry out eligible expenses under the lead hazard reduction activities for housing units. For Oct 1 - September 30 of the program year, 47 units were served.	

PGM Year: 2020
Project: 0003 - 20-21 Homeowner Housing Rehabilitation
IDIS Activity: 7532 - Trinity Habitat for Humanity Preserve a Home Program - Rosemont {103020-991950}

Status: Open
Location: 9333 N Normandale St Fort Worth, TX 76116-2858

Objective: Create suitable living environments
Outcome: Sustainability
Matrix Code: Rehab; Single-Unit Residential (14A)
National Objective: LMH

Activity to prevent, prepare for, and respond to Coronavirus: No

Initial Funding Date: 01/09/2021

Description:

The purpose of the project is to restore homes for low-income persons from the Rosemont neighborhood in Fort Worth.
As a partner with the City's Lead-Safe Program, Trinity Habitat fro Humanity will perform exterior work that is needed.
Proposed improvements include replacingrepairing siding, roof replacementrepair, replacingreglazing windows and doors and, replacing trim and painting.

Financing

	Fund Type	Grant Year	Grant	Funded Amount	Drawn In Program Year	Drawn Thru Program Year
CDBG	EN	2020	B20MC480010	$400,000.00	$100,700.49	$100,700.49
Total	**Total**			**$400,000.00**	**$100,700.49**	**$100,700.49**

Proposed Accomplishments

Housing Units : 40

Actual Accomplishments

Number assisted:	Owner		Renter		Total		Person	
	Total	Hispanic	Total	Hispanic	Total	Hispanic	Total	Hispanic
White:	1	1	0	0	1	1	0	0
Black/African American:	2	1	0	0	2	1	0	0
Asian:	0	0	0	0	0	0	0	0
American Indian/Alaskan Native:	0	0	0	0	0	0	0	0
Native Hawaiian/Other Pacific Islander:	0	0	0	0	0	0	0	0
American Indian/Alaskan Native & White:	0	0	0	0	0	0	0	0
Asian White:	0	0	0	0	0	0	0	0
Black/African American & White:	0	0	0	0	0	0	0	0
American Indian/Alaskan Native & Black/African American:	0	0	0	0	0	0	0	0
Other multi-racial:	0	0	0	0	0	0	0	0
Asian/Pacific Islander:	0	0	0	0	0	0	0	0
Hispanic:	0	0	0	0	0	0	0	0

Total:	**3**	**2**	**0**	**0**	**3**	**2**	**0**	**0**
Female-headed Households:	0		0		0			

Income Category:

	Owner	Renter	Total	Person
Extremely Low	1	0	1	0
Low Mod	2	0	2	0
Moderate	0	0	0	0
Non Low Moderate	0	0	0	0
Total	3	0	3	0
Percent Low/Mod	100.0%		100.0%	

Annual Accomplishments

Years	Accomplishment Narrative	# Benefitting
2022	The purpose of the project is to restore homes for low-income persons from the Rosemont neighborhood in Fort Worth. As a partner with the City's Lead-Safe Program, Trinity Habitat for Humanity will perform exterior work that is needed. Proposed improvements include replacing/repairing siding, roof replacement/repair, replacing/reglazing windows and doors and, replacing trim and painting. From October 1-June 30 of the program year (2022-2023) Trinity Habitat has restored 3 homes	

PGM Year: 2020

Project: 0007 - 20-21 Affordable Housing

IDIS Activity: 7537 - 20-21 Stop Six CNI - Cowan Place Senior Housing Development {103020-991983}

Status: Open
Location: 5400 E Roselane St 5420 Rosedale St Fort Worth, TX 76112-6882

Objective: Provide decent affordable housing
Outcome: Affordability
Matrix Code: Water/Sewer Improvements (03J)
National Objective: LMA

Activity to prevent, prepare for, and respond to Coronavirus: No

Initial Funding Date: 01/02/2021

Description:

CDBG funds will be used for a forgivable loan to Fort Worth Housing Solutions (FWHS) for a portion of the costs associated with the infrastructure improvements in support of the development of the Cowan Place Senior Apartments to be located at 5400 East Rosedale Street.
Funds will be used for costs associated to site utilities and will include water supply and related items, sanitary sewer and related items, and storm sewer and drainage piping construction and connections.The Cowan Place Senior Apartments (Project) is part of Phase I of the Transformation Plan and will consist of a new multifamily, affordable senior apartment complex.
The Project will have up to 174 units for seniors 55 and older, with 156 of these units set aside for households earning sixty percent or less of area median income (AMI) and at least five percent of the total units set aside as Permanent Supportive Housing (PSH) units.
A total of 13 units will be made accessible units in accordance with Section 504 requirements, 4 units will be designated as low-HOME units and a total of 9 units will be PSH units.
The CDBG funds will be used for construction costs associated with infrastructure improvements in support of the Project.
The Cowan Place Senior Apartments project is located in Council District 5.

Financing

No data returned for this view. This might be because the applied filter excludes all data.

Proposed Accomplishments

People (General) : 123
Total Population in Service Area: 2,610
Census Tract Percent Low / Mod: 92.91

Annual Accomplishments

Years	Accomplishment Narrative	# Benefitting
2022	2022-2023PY: Construction for the Cowan Place Apartments Development is underway and is approximately 97% complete. HOME funds expended for this activity were specific to a portion of the construction costs. The completion of this activity is anticipated on or before December 31, 2023 with all HOME units leased by HOME-eligible households.	

PGM Year: 2020
Project: 0008 - 20-21 Reading & Educational Support Services
IDIS Activity: 7541 - 20-21 United Community Centers Center {103020-991930}

Status: Completed 11/22/2022 5:35:21 PM
Location: 3600 N Crump St 951 Evans Ave 3100 Avene I Fort Worth, TX 76106-4422

Objective: Create suitable living environments
Outcome: Availability/accessibility
Matrix Code: Child Care Services (05L)
National Objective: LMC

Activity to prevent, prepare for, and respond to Coronavirus: No

Initial Funding Date: 01/09/2021

Description:

The Program provides a reading program and after school and full-day Summer Program to children ages 0 to 12 years of Income Eligible Clients.
Program services will assist children and youth to read, write and comprehend.
A snack and hot meal will be provided each day to each participant of the Program.

Financing

	Fund Type	Grant Year	Grant	Funded Amount	Drawn In Program Year	Drawn Thru Program Year
CDBG	EN	2020	B20MC480010	$165,555.00	$0.00	$165,555.00
Total	**Total**			**$165,555.00**	**$0.00**	**$165,555.00**

Proposed Accomplishments

People (General) : 281

Actual Accomplishments

Number assisted:	Owner		Renter		Total		Person	
	Total	Hispanic	Total	Hispanic	Total	Hispanic	Total	Hispanic
White:	0	0	0	0	0	0	173	163
Black/African American:	0	0	0	0	0	0	70	2
Asian:	0	0	0	0	0	0	0	0
American Indian/Alaskan Native:	0	0	0	0	0	0	0	0
Native Hawaiian/Other Pacific Islander:	0	0	0	0	0	0	0	0
American Indian/Alaskan Native & White:	0	0	0	0	0	0	1	0
Asian White:	0	0	0	0	0	0	0	0
Black/African American & White:	0	0	0	0	0	0	6	5
American Indian/Alaskan Native & Black/African American:	0	0	0	0	0	0	1	0
Other multi-racial:	0	0	0	0	0	0	2	1
Asian/Pacific Islander:	0	0	0	0	0	0	0	0
Hispanic:	0	0	0	0	0	0	0	0

Total:				**0**	**0**	**0**	**0**	**0**	**0**	**253**	**171**
Female-headed Households:				0		0		0			

Income Category:

	Owner	Renter	Total	Person
Extremely Low	0	0	0	116
Low Mod	0	0	0	76
Moderate	0	0	0	13
Non Low Moderate	0	0	0	10
Total	0	0	0	215
Percent Low/Mod				95.3%

Annual Accomplishments

Years	Accomplishment Narrative	# Benefitting
2020	United Community Centers assisted children pre-k to 13 years of age with reading, writing, comprehension and is designed to increase literacy skills. United Community Centers also provides a licensed child care after-school program during the regular school year and full-day during the summer. Services were available at 3900 Meadowbrook Drive, Ste. 122, Fort Worth, TX 76103, Monday through Friday 2:00 pm to 6pm, for summer and on school waiver days/holidays. From October 1, 2020 to September 30, 2021, the City of Fort Worth reimbursed the agency $100,000.00 in CDBG funds. The CDBG funds were used to pay for salaries for program employees. The Agency served 197 unduplicated clients during the contract year.	
2021	The Program assist children pre-k to 13 years of age with reading, writing, comprehension and is designed to increase literacy skills, United Community Centers, Inc. also provides a licensed child care after-school program during the regular school year and full-day during the summer. The after-school program classes are aligned with the Fort Worth ISD Calendar and provide a full-day summer program. The Summer program is ten (10) consecutive weeks from early June to mid-August. UCC serves clients all day through October 08, 2020. Due to the COVID-19 Pandemic UCC will follow social distancing guidelines and intends to resume normal program operations when it is considered safe to do so. UCC is also reserving the right to possibly extend all day services if families continue to need all day services. From October 1, 20201 to May 31, 2022, the City of Fort Worth reimbursed the agency $165,555.00 in CDBG funds. CDBG funds were used to pay a percentage of the salaries for program staff. The agency served 99 unduplicated clients during the contract year.	

PGM Year: 2020
Project: 0008 - 20-21 Reading & Educational Support Services
IDIS Activity: 7542 - 20-21 Camp Fire First Texas - Afterschool Programs {103020-991935}

Status: Completed 11/22/2022 7:05:21 PM
Location: 3000 Cherry Ln Benbrook, TX 76116-3900

Objective: Create suitable living environments
Outcome: Availability/accessibility
Matrix Code: Child Care Services (05L)
National Objective: LMC

Activity to prevent, prepare for, and respond to Coronavirus: No

Initial Funding Date: 01/09/2021

Description:

A safe, healthy, fun and academically rich after school program for children and youth.
The research based curriculuum focuses on social emotional learning and includes STEAM activities, homework help, outdoor education, reading and literacy development.

Financing

	Fund Type	Grant Year	Grant	Funded Amount	Drawn In Program Year	Drawn Thru Program Year
CDBG	EN	2020	B20MC480010	$100,000.00	$0.00	$100,000.00
Total	**Total**			**$100,000.00**	**$0.00**	**$100,000.00**

Proposed Accomplishments

People (General) : 256

Actual Accomplishments

Number assisted:	Owner		Renter		Total		Person	
	Total	Hispanic	Total	Hispanic	Total	Hispanic	Total	Hispanic
White:	0	0	0	0	0	0	91	46
Black/African American:	0	0	0	0	0	0	43	0
Asian:	0	0	0	0	0	0	0	0
American Indian/Alaskan Native:	0	0	0	0	0	0	0	0
Native Hawaiian/Other Pacific Islander:	0	0	0	0	0	0	0	0
American Indian/Alaskan Native & White:	0	0	0	0	0	0	0	0
Asian White:	0	0	0	0	0	0	0	0
Black/African American & White:	0	0	0	0	0	0	5	0
American Indian/Alaskan Native & Black/African American:	0	0	0	0	0	0	0	0
Other multi-racial:	0	0	0	0	0	0	2	0
Asian/Pacific Islander:	0	0	0	0	0	0	0	0
Hispanic:	0	0	0	0	0	0	0	0

Total:				**0**	**0**	**0**	**0**	**0**	**0**	**141**	**46**
Female-headed Households:				0		0		0			

Income Category:

	Owner	Renter	Total	Person
Extremely Low	0	0	0	27
Low Mod	0	0	0	47
Moderate	0	0	0	29
Non Low Moderate	0	0	0	38
Total	0	0	0	141
Percent Low/Mod				73.0%

Annual Accomplishments

Years	Accomplishment Narrative	# Benefitting
2020	Camp Fire First Texas' Afterschool Program provided a safe, healthy, fun and academically rich after school and summer day camp program for children and youth. They shared materials with students that needed them for projects. They also assisted children in the community with lending library books while social distancing. Once social distancing guidelines were lifted the program resumed face to face interactions with clients, but classes were held at a cap. Services were available at 2700 Meacham Blvd., Fort Worth, TX 76137, Monday through Friday 2:00 pm to 6pm, for summer and on school waiver days/holidays. From October 1, 2020 to June 18, 2021 and August 15, 2021-September 30, 2021, and summer program will run from June 21, 2021-August 14, 2021. The City of Fort Worth reimbursed the agency $40,745.46 in CDBG funds. The CDBG funds were used to pay for salaries for program employees. The Agency served 141 unduplicated clients during the contract year.	
2021	Camp Fire First Texas' Afterschool Program provided a safe, healthy, fun and academically rich after school and summer day camp program for children and youth. They shared materials with students that needed them for projects. They also assisted children in the community with lending library books while social distancing. Once social distancing guidelines were lifted the program resumed face to face interactions with clients, but classes were held at a cap. Services were available at 2700 Meacham Blvd., Fort Worth, TX 76137, Monday through Friday 2:00 pm to 6pm, for summer and on school waiver days/holidays. From October 1, 2021 to September 30, 2022, the City of Fort Worth reimbursed the agency $59254.54 in CDBG funds. The CDBG funds were used to pay for salaries for program employees. The Agency served 23 unduplicated clients during the contract year.	

PGM Year: 2020
Project: 0009 - 20-21 Youth Services
IDIS Activity: 7543 - 20-21 Girls Inc of Tarrant County {103020-991936}

Status: Completed 11/22/2022 7:55:56 PM
Location: 1701 NE 36th St Fort Worth, TX 76106-4605

Objective: Create suitable living environments
Outcome: Availability/accessibility
Matrix Code: Youth Services (05D)
National Objective: LMC

Activity to prevent, prepare for, and respond to Coronavirus: No

Initial Funding Date: 01/09/2021

Description:

Research-based education, prevention, and leadership programs for girls in the 7610676164 zip code area.
Girls Inc.
curricula addresses the issues girls face including lack of self-esteem & self-confidence, lack of support at home, lack of interest in school, poor academic performance, poor study habits & time management, substance abuse, anger, aggressive behavior, early sexual behavior, teen pregnancy, and other barriers to academic and personal success.

Financing

	Fund Type	Grant Year	Grant	Funded Amount	Drawn In Program Year	Drawn Thru Program Year
CDBG	EN	2020	B20MC480010	$145,000.00	$0.00	$145,000.00
Total	**Total**			**$145,000.00**	**$0.00**	**$145,000.00**

Proposed Accomplishments

People (General) : 240

Actual Accomplishments

Number assisted:	Owner		Renter		Total		Person	
	Total	Hispanic	Total	Hispanic	Total	Hispanic	Total	Hispanic
White:	0	0	0	0	0	0	93	92
Black/African American:	0	0	0	0	0	0	45	5
Asian:	0	0	0	0	0	0	3	0
American Indian/Alaskan Native:	0	0	0	0	0	0	2	0
Native Hawaiian/Other Pacific Islander:	0	0	0	0	0	0	0	0
American Indian/Alaskan Native & White:	0	0	0	0	0	0	1	0
Asian White:	0	0	0	0	0	0	0	0
Black/African American & White:	0	0	0	0	0	0	6	0
American Indian/Alaskan Native & Black/African American:	0	0	0	0	0	0	1	0
Other multi-racial:	0	0	0	0	0	0	3	3
Asian/Pacific Islander:	0	0	0	0	0	0	0	0

Hispanic:	0	0	0	0	0	0	0	0
Total:	**0**	**0**	**0**	**0**	**0**	**0**	**154**	**100**
Female-headed Households:	0		0		0			

Income Category:

	Owner	Renter	Total	Person
Extremely Low	0	0	0	68
Low Mod	0	0	0	21
Moderate	0	0	0	22
Non Low Moderate	0	0	0	8
Total	0	0	0	119
Percent Low/Mod				93.3%

Annual Accomplishments

Years	Accomplishment Narrative	# Benefitting
2020	Girls Incorporated of Tarrant County provided in-school, after-school, and summer education and activities to improve life sckills, promote academic success, and prevent juvenile crime and delinquency for girls, ages 13-19 years of age. CDBG funds were used to pay for a percentage of salaries for program employees. Services were available at 1226 E. Weatherford Street, Fort Worth, TX 76102. From October 1, 2020 to September 30, 2021, the City of Fort Worth reimbursed the agency $75,000.00 in CDBG funds. The CDBG funds were used to pay for salaries for program employees. The Agency served 96 unduplicated clients during the contract year.	
2021	Girls Incorporated of Tarrant County provided in-school, after-school, and summer education and activities to improve life sckills, promote academic success, and prevent juvenile crime and delinquency for girls, ages 13-19 years of age. CDBG funds were used to pay for a percentage of salaries for program employees. Services were available at 1226 E. Weatherford Street, Fort Worth, TX 76102. From October 1, 2021 to September 30, 2022, the City of Fort Worth reimbursed the agency $70,000.00 in CDBG funds. The CDBG funds were used to pay for salaries for program employees. The Agency served 91 unduplicated clients during the contract year.	

PGM Year: 2020
Project: 0010 - 20-21 Aging In Place
IDIS Activity: 7546 - 20-21 Meals On Wheels {103020-991932}

Status: Completed 11/22/2022 8:11:59 PM
Location: 5740 Airport Fwy Fort Worth, TX 76117-6005

Objective: Create suitable living environments
Outcome: Availability/accessibility
Matrix Code: Senior Services (05A)
National Objective: LMC

Activity to prevent, prepare for, and respond to Coronavirus: No

Initial Funding Date: 01/09/2021

Description:

This program will provide meal-delivery throughout Fort Worth to the homes of the individuals on the program.
Meal preparation takes place at the agency offices.

Financing

	Fund Type	Grant Year	Grant	Funded Amount	Drawn In Program Year	Drawn Thru Program Year
CDBG	EN	2020	B20MC480010	$121,814.00	$0.00	$121,814.00
Total	**Total**			**$121,814.00**	**$0.00**	**$121,814.00**

Proposed Accomplishments

People (General) : 1,663

Actual Accomplishments

Number assisted:	Owner		Renter		Total		Person	
	Total	Hispanic	Total	Hispanic	Total	Hispanic	Total	Hispanic
White:	0	0	0	0	0	0	201	45
Black/African American:	0	0	0	0	0	0	110	0
Asian:	0	0	0	0	0	0	2	0
American Indian/Alaskan Native:	0	0	0	0	0	0	2	0
Native Hawaiian/Other Pacific Islander:	0	0	0	0	0	0	0	0
American Indian/Alaskan Native & White:	0	0	0	0	0	0	0	0
Asian White:	0	0	0	0	0	0	0	0
Black/African American & White:	0	0	0	0	0	0	0	0
American Indian/Alaskan Native & Black/African American:	0	0	0	0	0	0	1	0
Other multi-racial:	0	0	0	0	0	0	2	0
Asian/Pacific Islander:	0	0	0	0	0	0	0	0
Hispanic:	0	0	0	0	0	0	0	0

Total:	**0**	**0**	**0**	**0**	**0**	**0**	**318**	**45**
Female-headed Households:	0		0		0			

Income Category:

	Owner	Renter	Total	Person
Extremely Low	0	0	0	199
Low Mod	0	0	0	66
Moderate	0	0	0	23
Non Low Moderate	0	0	0	30
Total	0	0	0	318
Percent Low/Mod				90.6%

Annual Accomplishments

Years	Accomplishment Narrative	# Benefitting
2020	Meals on Wheels, Inc. of Tarrant County provided meal delivery and case management, including needs assessments, to Fort Worth residents who are severely disabled as defined by the Census Bureau. Agency may use the Area Agency on Aging ("AAA") Consumer Needs Evaluation Form for documenting and determining eligibility as a severely disabled person. Agency is located at 5740 Airport Freeway, Fort Worth, TX 76117. Services, including meal delivery and case management, was provided citywide at eligible clients' homes. From October 1, 2020 to September 30, 2021, the City of Fort Worth reimbursed the agency $96,612.14 in CDBG funds.	

PGM Year: 2019
Project: 0020 - CDBG-CV Affordable Housing
IDIS Activity: 7570 - 19-20 Sheraton Drive Infrastructure Project {102691,103020-9919D4]

Status: Completed 11/14/2023 9:20:52 PM
Location: 2510 Sheraton Drive Fort Worth, TX 76105

Objective: Create suitable living environments
Outcome: Availability/accessibility
Matrix Code: Water/Sewer Improvements (03J)
National Objective: LMA

Activity to prevent, prepare for, and respond to Coronavirus: No

Initial Funding Date: 03/17/2021

Description:

Sheraton Drive WaterSewer Installation Project (Project) will provide water and sewer improvements to support future affordable infill development on Sheraton Drive.
Project will include 5-sewer and water taps to vacant lots on Sheraton Drive which are owned by the Fort Worth Housing Finance Corportation to be used for future affordable single family homes.
The proposed work will consist of the installationnew construction of an 8" water extension from Ramey Drive to Sunshine Drive on Sheraton Drive.

Financing

	Fund Type	Grant Year	Grant	Funded Amount	Drawn In Program Year	Drawn Thru Program Year
CDBG	EN	2020	B20MC480010	$176,881.69	$46,921.89	$176,881.69
	LA	2013	B13MC480010	$219,951.38	$57,715.71	$219,951.38
Total	**Total**			**$396,833.07**	**$104,637.60**	**$396,833.07**

Proposed Accomplishments

People (General) : 5
Total Population in Service Area: 5,095
Census Tract Percent Low / Mod: 79.78

Annual Accomplishments

Years	Accomplishment Narrative	# Benefitting
2021	Construction is about 90% complete. The project should be closed out in IDIS by 3/31/23.	
2022	The $700,000.00 in CDBG funds awarded to the Sheraton Drive Infrastructure project were used to provide water and sewer improvements to support future affordable housing infill development on Sheraton Drive. The Project included five sewer and water taps to vacant lots on Sheraton Drive which are owned by the Fort Worth Housing Finance Corporation. The total project budget was $700,000.00. The expended amount is $396,833.07. The remaining balance of $303,166.93 was transferred to Casa de los Suenos (IDIS# 7767).	

PGM Year: 2018

Project: 0013 - 18-19 CDBG Homeless Services

IDIS Activity: 7571 - Presbyterian Night Shelter Kitchen Remodel {101785-991924}

Status: Completed 10/11/2022 3:53:49 PM
Location: 2401 Cypress St Fort Worth, TX 76102-6763

Objective: Create suitable living environments
Outcome: Availability/accessibility
Matrix Code: Homeless Facilities (not operating costs) (03C)
National Objective: LMC

Activity to prevent, prepare for, and respond to Coronavirus: No

Initial Funding Date: 03/24/2021

Description:

CDBG funds will be used for the Kitchen Remodel Rehabilitation Project in the Karl Travis Men's Center located at 2401 Cypress Street.
PNS operates the Presbyterian Night Shelter, which serves approximately 350 homeless individuals daily and serves more than 500,000 meals per year which includes breakfast, lunch, and dinner for the men's shelter, women's shelter, family center, SafeHaven, and the Patriot House.In an effort to continue to provide a safe environment for volunteers to prepare and provide meal services to homeless individuals, PNS intends to remodel the kitchen to include, but not limited to, demolition work, replacement of walls and flooring, replacement of tiles, dry wall installation, painting, plumbing, electrical and any other necessary repairs to bring the kitchen up to City standards.
The PNS Karl Travis Men's Center is located at 2401 Cypress Street, Fort Worth, TX, Council District 8.

Financing

	Fund Type	Grant Year	Grant	Funded Amount	Drawn In Program Year	Drawn Thru Program Year
CDBG	EN	Pre-2015		$13,200.00	$0.00	$0.00
		2014	B14MC480010		$0.00	$13,200.00
		2015	B15MC480010	$151,731.96	$0.00	$151,731.96
		2016	B16MC480010	$44,327.54	$0.00	$44,327.54
		2017	B17MC480010	$37,783.03	$0.00	$37,783.03
		2018	B18MC480010	$123,057.47	$0.00	$123,057.47
Total	**Total**			**$370,100.00**	**$0.00**	**$370,100.00**

Proposed Accomplishments

Public Facilities : 1

Actual Accomplishments

Number assisted:	Owner		Renter		Total		Person	
	Total	Hispanic	Total	Hispanic	Total	Hispanic	Total	Hispanic
White:	0	0	0	0	0	0	30	6
Black/African American:	0	0	0	0	0	0	28	0
Asian:	0	0	0	0	0	0	0	0
American Indian/Alaskan Native:	0	0	0	0	0	0	0	0
Native Hawaiian/Other Pacific Islander:	0	0	0	0	0	0	0	0

American Indian/Alaskan Native & White:	0	0	0	0	0	0	1	1
Asian White:	0	0	0	0	0	0	0	0
Black/African American & White:	0	0	0	0	0	0	0	0
American Indian/Alaskan Native & Black/African American:	0	0	0	0	0	0	0	0
Other multi-racial:	0	0	0	0	0	0	0	0
Asian/Pacific Islander:	0	0	0	0	0	0	0	0
Hispanic:	0	0	0	0	0	0	0	0
Total:	**0**	**0**	**0**	**0**	**0**	**0**	**59**	**7**
Female-headed Households:	0		0		0			

Income Category:

	Owner	Renter	Total	Person
Extremely Low	0	0	0	59
Low Mod	0	0	0	0
Moderate	0	0	0	0
Non Low Moderate	0	0	0	0
Total	0	0	0	59
Percent Low/Mod				100.0%

Annual Accomplishments

Years	Accomplishment Narrative	# Benefitting
2020	The CDBG contract was executed on April 22, 2021. Design started in June 2021 to finalize the scope of work that will be used to determine the cost of construction. The design firm was procured and engaged. The general contractor was procured and contracted based on experience. Designs have been provided to the general contractor and a cost estimate is pending. Project is anticipated to be completed by the end of 2022. Expended funds are being used for design. Funds will be used for both design and hard construction costs.	
2021	On February 16, 2021 through M&C 21-0108, City Council approved a change in use and expenditure of unprogrammed CDBG funds to the Presbyterian Night Shelter of Tarrant County, Inc. in the form of a forgivable loan for the Kitchen Rehabilitation Project at the Karl Travis Men's Center located at 2400 Cypress Street. The Project will address key concerns for how foods offered at the shelter can be safely handled and delivered to the public while safeguarding workers. PNS operates the Presbyterian Night Shelter, which serves approximately 350 homeless individuals daily and serves more than 500,000 meals per year which includes breakfast, lunch, and dinner for the men's shelter, women's shelter, family center, SafeHaven, and the Patriot House. A total of $370,100.00 in Community Development Block Grant (CDBG) funds were allocated for the rehabilitation work that included demolition work, replacement of walls and flooring, replacement of tiles, dry wall installation, painting, plumbing, electrical and any other necessary repairs to bring the kitchen up to City standards. The PNS Karl Travis Men's Center is located at 2401 Cypress Street, Fort Worth, Texas, Council District 8. The CDBG funds budgeted for the project were $370,000.00 and a total of $370,100.00 in CDBG funds were spent on the project.	

PGM Year: 2020
Project: 0001 - 20-21 NSD Program Administration
IDIS Activity: 7573 - 202-21 CDBG-CV3 City of Fort Worth - NSD Administration

Status: Open
Location: ,

Objective:
Outcome:
Matrix Code: General Program Administration (21A)
National Objective:

Activity to prevent, prepare for, and respond to Coronavirus: Yes

Initial Funding Date: 04/13/2021

Description:

This project is for the planning, administering, operating and monitoring grant programs to ensure compliance with HUD and City policies and regulations.
This includes administration of subrecipient contracts, financial account reporting, onsite monitoring visits, and preparation of plans and reports.

Financing

	Fund Type	Grant Year	Grant	Funded Amount	Drawn In Program Year	Drawn Thru Program Year
CDBG	AD	2020	B20MW480010	$1,033,641.20	$145,788.01	$389,592.83
Total	**Total**			**$1,033,641.20**	**$145,788.01**	**$389,592.83**

Proposed Accomplishments

Actual Accomplishments

Number assisted:	Owner		Renter		Total		Person	
	Total	Hispanic	Total	Hispanic	Total	Hispanic	Total	Hispanic
White:					0	0		
Black/African American:					0	0		
Asian:					0	0		
American Indian/Alaskan Native:					0	0		
Native Hawaiian/Other Pacific Islander:					0	0		
American Indian/Alaskan Native & White:					0	0		
Asian White:					0	0		
Black/African American & White:					0	0		
American Indian/Alaskan Native & Black/African American:					0	0		
Other multi-racial:					0	0		
Asian/Pacific Islander:					0	0		
Hispanic:					0	0		
Total:	**0**	**0**	**0**	**0**	**0**	**0**	**0**	**0**

Female-headed Households: 0

Income Category:	Owner	Renter	Total	Person
Extremely Low			0	
Low Mod			0	
Moderate			0	
Non Low Moderate			0	
Total	0	0	0	0
Percent Low/Mod				

Annual Accomplishments

No data returned for this view. This might be because the applied filter excludes all data.

PGM Year: 2020
Project: 0003 - 20-21 Homeowner Housing Rehabilitation
IDIS Activity: 7581 - 20-21 CDBG-CV3 Trinity Habitat for Humanity Healthy Homes for Seniors Program {103166-991950}

Status: Open
Location: 4937 Townsend Dr Fort Worth, TX 76115-3832

Objective: Create suitable living environments
Outcome: Sustainability
Matrix Code: Rehab; Single-Unit Residential (14A)
National Objective: LMH

Activity to prevent, prepare for, and respond to Coronavirus: Yes

Initial Funding Date: 06/10/2021

Description:

The purpose of the project is to restore homes for low-income persons ages 62 and older in Fort Worth.Proposed improvements include replacingrepairing siding, roof replacementrepair, replacingreglazing windows and doors and, replacing trim and painting.

Financing

	Fund Type	Grant Year	Grant	Funded Amount	Drawn In Program Year	Drawn Thru Program Year
CDBG	EN	2020	B20MW480010	$2,000,000.00	$716,696.79	$1,824,770.29
Total	**Total**			**$2,000,000.00**	**$716,696.79**	**$1,824,770.29**

Proposed Accomplishments

Housing Units : 68

Actual Accomplishments

Number assisted:	Owner		Renter		Total		Person	
	Total	Hispanic	Total	Hispanic	Total	Hispanic	Total	Hispanic
White:	12	4	0	0	12	4	0	0
Black/African American:	54	0	0	0	54	0	0	0
Asian:	0	0	0	0	0	0	0	0
American Indian/Alaskan Native:	1	0	0	0	1	0	0	0
Native Hawaiian/Other Pacific Islander:	0	0	0	0	0	0	0	0
American Indian/Alaskan Native & White:	0	0	0	0	0	0	0	0
Asian White:	0	0	0	0	0	0	0	0
Black/African American & White:	2	0	0	0	2	0	0	0
American Indian/Alaskan Native & Black/African American:	0	0	0	0	0	0	0	0
Other multi-racial:	2	0	0	0	2	0	0	0
Asian/Pacific Islander:	0	0	0	0	0	0	0	0
Hispanic:	0	0	0	0	0	0	0	0

Total:	**71**	**4**	**0**	**0**	**71**	**4**	**0**	**0**
Female-headed Households:	65		0		65			

Income Category:

	Owner	Renter	Total	Person
Extremely Low	27	0	27	0
Low Mod	31	0	31	0
Moderate	13	0	13	0
Non Low Moderate	0	0	0	0
Total	71	0	71	0
Percent Low/Mod	100.0%		100.0%	

Annual Accomplishments

Years	Accomplishment Narrative	# Benefitting
2020	improvements include replacing/repairing siding, roof replacement/repair, replacing/reglazing windows and doors and, replacing trim and painting. From July to Sept, 4 homes received repair.	
2021	Improvements include replacing/repairing siding, roof replacement/repair, replacing/reglazing windows and doors, and, replacing trim and painting. From October 1 to September 30 of the program year, 71 homes received repairs.	
2022	Home Repair program on behalf of elderly homeowners 62 years of age or older, 100% of whom are low and moderate-income. From October 1, 2022- September 30,2023, the program has conducted home repairs for 6 elderly eligible clients.	

PGM Year: 2020
Project: 0008 - 20-21 Reading & Educational Support Services
IDIS Activity: 7582 - 20-21 CDBG-CV3 AB Christian Learning Center {103166-991925}

Status: Completed 11/28/2022 7:02:54 PM
Location: 5565 Truman Dr Fort Worth, TX 76112-7652

Objective: Create economic opportunities
Outcome: Affordability
Matrix Code: Child Care Services (05L)
National Objective: LMC

Activity to prevent, prepare for, and respond to Coronavirus: Yes

Initial Funding Date: 06/10/2021

Description:

The Program provides after school academic tutoring with a STEM (Science, Technology, Engineering, and Mathematics) component to youth K-5 to children ages 0 to 12 years of Income Eligible Clients.

Financing

	Fund Type	Grant Year	Grant	Funded Amount	Drawn In Program Year	Drawn Thru Program Year
CDBG	EN	2020	B20MW480010	$114,136.17	$0.00	$114,136.17
Total	**Total**			**$114,136.17**	**$0.00**	**$114,136.17**

Proposed Accomplishments

People (General) : 60

Actual Accomplishments

Number assisted:	Owner		Renter		Total		Person	
	Total	Hispanic	Total	Hispanic	Total	Hispanic	Total	Hispanic
White:	0	0	0	0	0	0	18	17
Black/African American:	0	0	0	0	0	0	110	1
Asian:	0	0	0	0	0	0	0	0
American Indian/Alaskan Native:	0	0	0	0	0	0	0	0
Native Hawaiian/Other Pacific Islander:	0	0	0	0	0	0	0	0
American Indian/Alaskan Native & White:	0	0	0	0	0	0	0	0
Asian White:	0	0	0	0	0	0	0	0
Black/African American & White:	0	0	0	0	0	0	15	0
American Indian/Alaskan Native & Black/African American:	0	0	0	0	0	0	0	0
Other multi-racial:	0	0	0	0	0	0	0	0
Asian/Pacific Islander:	0	0	0	0	0	0	0	0
Hispanic:	0	0	0	0	0	0	0	0

Total:	**0**	**0**	**0**	**0**	**0**	**0**	**143**	**18**
Female-headed Households:	0		0		0			

Income Category:

	Owner	Renter	Total	Person
Extremely Low	0	0	0	81
Low Mod	0	0	0	40
Moderate	0	0	0	14
Non Low Moderate	0	0	0	7
Total	0	0	0	142
Percent Low/Mod				95.1%

Annual Accomplishments

Years	Accomplishment Narrative	# Benefitting
2020	142 youth served with after school academic tutoring with a STEM (Science, Technology, Engineering, and Mathematics) component to youth K-5 to children ages 0 to 12 years of Income Eligible Clients. Total funds expended from October 1, 2020 to September 30, 2021 totaled $63,401.89.	
2021	During the program year of Oct 1, 2021 to September 30 2022, a total of 17 youth were served with after school academic tutoring with a STEM (Science, Technology, Engineering, and Mathematics) component to youth K-5 to children ages 0 to 12 years of Income Eligible Clients.	

PGM Year: 2020
Project: 0008 - 20-21 Reading & Educational Support Services
IDIS Activity: 7583 - 20-21 CDBG-CV3 Boys & Girls Clubs of Greater Tarrant County {103166-991934}

Status: Completed 11/28/2022 7:15:55 PM
Location: 3218 E Belknap St Fort Worth, TX 76111-4739

Objective: Create suitable living environments
Outcome: Availability/accessibility
Matrix Code: Youth Services (05D)
National Objective: LMC

Activity to prevent, prepare for, and respond to Coronavirus: Yes

Initial Funding Date: 06/12/2021

Description:

The Program will provide youth development programming and basic needs services to youth and families living in targeted underserved communities in Fort Worth.
The goal of the program is to cultivate collaborative partnerships with community based organizations to support basic needs in order to deliver a robust array of services and resources to members and families.
The Program responds to the COVID-19 Pandemic by speciically addressing concerns of food insecurity, academic & social challenges of youth, and awareness and accessibility to basic needs services.

Financing

	Fund Type	Grant Year	Grant	Funded Amount	Drawn In Program Year	Drawn Thru Program Year
CDBG	EN	2020	B20MW480010	$230,488.64	$0.00	$230,488.64
Total	**Total**			**$230,488.64**	**$0.00**	**$230,488.64**

Proposed Accomplishments

People (General) : 200

Actual Accomplishments

Number assisted:	Owner		Renter		Total		Person	
	Total	Hispanic	Total	Hispanic	Total	Hispanic	Total	Hispanic
White:	0	0	0	0	0	0	156	152
Black/African American:	0	0	0	0	0	0	153	7
Asian:	0	0	0	0	0	0	0	0
American Indian/Alaskan Native:	0	0	0	0	0	0	0	0
Native Hawaiian/Other Pacific Islander:	0	0	0	0	0	0	1	0
American Indian/Alaskan Native & White:	0	0	0	0	0	0	0	0
Asian White:	0	0	0	0	0	0	0	0
Black/African American & White:	0	0	0	0	0	0	22	1
American Indian/Alaskan Native & Black/African American:	0	0	0	0	0	0	0	0
Other multi-racial:	0	0	0	0	0	0	1	1

Asian/Pacific Islander:	0	0	0	0	0	0	0	0
Hispanic:	0	0	0	0	0	0	0	0
Total:	**0**	**0**	**0**	**0**	**0**	**0**	**333**	**161**
Female-headed Households:	0		0		0			

Income Category:

	Owner	Renter	Total	Person
Extremely Low	0	0	0	240
Low Mod	0	0	0	74
Moderate	0	0	0	21
Non Low Moderate	0	0	0	16
Total	0	0	0	351
Percent Low/Mod				95.4%

Annual Accomplishments

Years	Accomplishment Narrative	# Benefitting
2020	CDBG-CV3 funds were used to provide After School program services to 331 children from low-to-moderate income families. Total funds expended from October 1, 2020 to September 30, 2021 totaled $58,527.15.	
2021	The Boys & Girls Clubs Expanded Basic Mobile Needs program provided youth development programming and basic needs services to youth and families living in targeted underserved communities in Fort Worth. The goal of the program was to cultivate collaborative partnerships with community-based organizations to support basic needs in order to deliver a robust array of services and resources to members and families. The Program responded to the COVID-19 Pandemic by specifically addressing concerns of food insecurity, academic & social challenges of youth, and awareness and accessibility to basic needs services. Eligible clients defined as low to moderate-income families living in the City of Fort Worth who met HUD standards. From January 1, 2021 to September 30, 2022, the City of Fort Worth reimbursed the agency $230,488.64 in CDBG-CV3 funds. CDBG-CV3 funds were used to for Program Salaries, Supplies, and Programming materials. The agency served 537 unduplicated clients during the contract year.	

PGM Year: 2020
Project: 0009 - 20-21 Youth Services
IDIS Activity: 7584 - 20-21 CDBG-CV3 Camp Fire First Texas {103166-991935}

Status: Completed 1/18/2023 3:36:37 PM
Location: 2700 Meacham Blvd Fort Worth, TX 76137-4601

Objective: Create suitable living environments
Outcome: Availability/accessibility
Matrix Code: Youth Services (05D)
National Objective: LMC

Activity to prevent, prepare for, and respond to Coronavirus: Yes

Initial Funding Date: 06/12/2021

Description:

The program wil provide after school and summer break programming to children of Fort Worth residents are impacted by COVID-19.
The goal of the program is to allow parents to continue to work while their children thrive in a safe and supportive out-of-school environment.The Program responds to the COVID-19 Pandemic by: Prevention: providing a safe, healthy, masked, socially distanced and sanitized environment providing separate STEM and art kits for each child. Preparation: including information about the virus, infectious diseases and how they spread, the importance of washing hands and wearing masks in STEM lesson plans. Responding: taking temperatures of the children daily unpon entrance to the facility, isolating children who may become ill during the day, keeping children from the same families together in a cohort, adding additional staff to provide socially distanced 1:10 adult to child ratios.

Financing

	Fund Type	Grant Year	Grant	Funded Amount	Drawn In Program Year	Drawn Thru Program Year
CDBG	EN	2020	B20MW480010	$67,622.72	$5,825.52	$67,622.72
Total	**Total**			**$67,622.72**	**$5,825.52**	**$67,622.72**

Proposed Accomplishments

People (General) : 120

Actual Accomplishments

Number assisted:	Owner		Renter		Total		Person	
	Total	Hispanic	Total	Hispanic	Total	Hispanic	Total	Hispanic
White:	0	0	0	0	0	0	80	69
Black/African American:	0	0	0	0	0	0	37	0
Asian:	0	0	0	0	0	0	0	0
American Indian/Alaskan Native:	0	0	0	0	0	0	1	0
Native Hawaiian/Other Pacific Islander:	0	0	0	0	0	0	0	0
American Indian/Alaskan Native & White:	0	0	0	0	0	0	0	0
Asian White:	0	0	0	0	0	0	1	0
Black/African American & White:	0	0	0	0	0	0	13	0
American Indian/Alaskan Native & Black/African American:	0	0	0	0	0	0	0	0
Other multi-racial:	0	0	0	0	0	0	2	0

Asian/Pacific Islander:	0	0	0	0	0	0	0	0
Hispanic:	0	0	0	0	0	0	0	0
Total:	**0**	**0**	**0**	**0**	**0**	**0**	**134**	**69**
Female-headed Households:	0		0		0			

Income Category:

	Owner	Renter	Total	Person
Extremely Low	0	0	0	25
Low Mod	0	0	0	43
Moderate	0	0	0	28
Non Low Moderate	0	0	0	36
Total	0	0	0	132
Percent Low/Mod				72.7%

Annual Accomplishments

Years	Accomplishment Narrative	# Benefitting
2020	Camp Fire First Texas provided after school and summer break programming to 132 children of Fort Worth residents impacted by COVID-19. Total funds expended from October 1, 2020 to September 30, 2021 totaled $37,431.63.	
2021	Camp Fire First Texas (After School Program) provided after school and summer break programming to children of Fort Worth residents who were impacted by COVID-19. The goal of the program was to allow parents to continue to work while their children thrived in a safe and supportive out-of-school learning environment. Eligible clients defined as children age 4-13, who were residents of the City of Fort Worth. From January 1, 2021 to September 30, 2022, the City of Fort Worth reimbursed the agency $67,622.72 in CDBG-CV3 funds. CDBG-CV3 funds were used to pay for Program Salaries, Supplies and Direct Costs of delivering the Program. The agency served 193 unduplicated clients during the contract year.	

PGM Year: 2020
Project: 0009 - 20-21 Youth Services
IDIS Activity: 7585 - 20-21 CDBG-CV3 Clayton Youth Enrichment {103166-991927}

Status: Completed 11/28/2022 7:21:48 PM
Location: 1215 Country Club Ln Fort Worth, TX 76112-2304

Objective: Create suitable living environments
Outcome: Availability/accessibility
Matrix Code: Youth Services (05D)
National Objective: LMC

Activity to prevent, prepare for, and respond to Coronavirus: Yes

Initial Funding Date: 06/12/2021

Description:

The Program will provide after school and summer day camp services to elementary school students in the City of Fort Worth.
The goals of the program are to improve student academic performance and increase the social emotional skills of students.
The Program responds to the COVID-19 Pandemic by targeting students in neighborhoods disproportionately affected by the combined impacts of poverty and COVID-19.
These services will inclcude tutoring, assessments, academic enrichment activities and social emotional skill building activities.

Financing

	Fund Type	Grant Year	Grant	Funded Amount	Drawn In Program Year	Drawn Thru Program Year
CDBG	EN	2020	B20MW480010	$295,983.11	$0.00	$295,983.11
Total	**Total**			**$295,983.11**	**$0.00**	**$295,983.11**

Proposed Accomplishments

People (General) : 100

Actual Accomplishments

Number assisted:	Owner		Renter		Total		Person	
	Total	Hispanic	Total	Hispanic	Total	Hispanic	Total	Hispanic
White:	0	0	0	0	0	0	77	77
Black/African American:	0	0	0	0	0	0	20	4
Asian:	0	0	0	0	0	0	2	0
American Indian/Alaskan Native:	0	0	0	0	0	0	0	0
Native Hawaiian/Other Pacific Islander:	0	0	0	0	0	0	3	0
American Indian/Alaskan Native & White:	0	0	0	0	0	0	0	0
Asian White:	0	0	0	0	0	0	0	0
Black/African American & White:	0	0	0	0	0	0	2	0
American Indian/Alaskan Native & Black/African American:	0	0	0	0	0	0	1	0
Other multi-racial:	0	0	0	0	0	0	0	0
Asian/Pacific Islander:	0	0	0	0	0	0	0	0

Hispanic:	0	0	0	0	0	0	0	0
Total:	**0**	**0**	**0**	**0**	**0**	**0**	**105**	**81**
Female-headed Households:	0		0		0			

Income Category:

	Owner	Renter	Total	Person
Extremely Low	0	0	0	73
Low Mod	0	0	0	17
Moderate	0	0	0	14
Non Low Moderate	0	0	0	1
Total	0	0	0	105
Percent Low/Mod				99.0%

Annual Accomplishments

Years	Accomplishment Narrative	# Benefitting
2021	Clayton Enrichment Program provides after school and summer day camp services to elementary school students in the City of Fort Worth. The goals of the program is to improve student academic performance and increase the social emotional skills of students. Services were available daily and city wide during the COVID-19 Pandemic. From January 1, 2020 to August 30, 2022, the City of Fort Worth reimbursed the agency $295,983.11 in CDBG-CV3 funds. The CDBG-CV3 funds were used to pay for staff salaries, program activities and daily meals for the students. The Agency served 105 unduplicated clients during the contract year.	

PGM Year: 2020
Project: 0009 - 20-21 Youth Services
IDIS Activity: 7586 - 20-21 CDBG-CV3 Fort Worth SPARC {103166-991988}

Status: Completed 11/28/2022 7:25:52 PM
Location: 1500 N Main St Fort Worth, TX 76164-8903

Objective: Create suitable living environments
Outcome: Availability/accessibility
Matrix Code: Youth Services (05D)
National Objective: LMC

Activity to prevent, prepare for, and respond to Coronavirus: Yes

Initial Funding Date: 06/12/2021

Description:

CAMP SPARC will provide educational services to Fort Worth students residing in the zip code known at 76105.
The goal of the program is to provide academic enrichment, tutoring acceleration and social emotional supports to CAMP SPARC students.
The Program responds to the COVID-19 Pandemic by delivering educational programming virtually and in person to students suffering learning loss.
CAMP SPARC will focus upon re-engagement of ALL students and their families in the educational process.

Financing

	Fund Type	Grant Year	Grant	Funded Amount	Drawn In Program Year	Drawn Thru Program Year
CDBG	EN	2020	B20MW480010	$163,367.80	$0.00	$163,367.80
Total	**Total**			**$163,367.80**	**$0.00**	**$163,367.80**

Proposed Accomplishments

People (General) : 140

Actual Accomplishments

Number assisted:	Owner		Renter		Total		Person	
	Total	Hispanic	Total	Hispanic	Total	Hispanic	Total	Hispanic
White:	0	0	0	0	0	0	158	158
Black/African American:	0	0	0	0	0	0	33	0
Asian:	0	0	0	0	0	0	2	0
American Indian/Alaskan Native:	0	0	0	0	0	0	0	0
Native Hawaiian/Other Pacific Islander:	0	0	0	0	0	0	0	0
American Indian/Alaskan Native & White:	0	0	0	0	0	0	0	0
Asian White:	0	0	0	0	0	0	0	0
Black/African American & White:	0	0	0	0	0	0	1	0
American Indian/Alaskan Native & Black/African American:	0	0	0	0	0	0	0	0
Other multi-racial:	0	0	0	0	0	0	5	5
Asian/Pacific Islander:	0	0	0	0	0	0	0	0

Hispanic:	0	0	0	0	0	0	0	0
Total:	**0**	**0**	**0**	**0**	**0**	**0**	**199**	**163**
Female-headed Households:	0		0		0			

Income Category:

	Owner	Renter	Total	Person
Extremely Low	0	0	0	37
Low Mod	0	0	0	102
Moderate	0	0	0	49
Non Low Moderate	0	0	0	8
Total	0	0	0	196
Percent Low/Mod				95.9%

Annual Accomplishments

Years	Accomplishment Narrative	# Benefitting
2020	CAMP SPARC provide educational services to 53 Fort Worth students residing in the zip code known at 76105. Total funds expended from October 1, 2020 to September 30, 2021 totaled $78,985.48.	
2021	CAMP SPARC provided educational services to Fort Worth students residing in the zip code known as 76105. The goal of the program was to provide academic enrichment, tutoring, acceleration and social emotional supports to CAMP SPARC students. The Program responded to the COVID-19 Pandemic by delivering educational programming virtually. From March 13, 2020 to September 30, 2022, the City of Fort Worth reimbursed the agency $163,367.80 in CDBG-CV3 funds. CDBG-CV3 funds were used to pay for Program Staff Salaries, and contract Labor cost for student services. The agency served 249 unduplicated clients during the contract year.	

PGM Year: 2020
Project: 0009 - 20-21 Youth Services
IDIS Activity: 7587 - 20-21 CDBG-CV3 Girls Inc {103166-991936}

Status: Completed 11/28/2022 7:44:20 PM
Location: 1226 E Weatherford St Fort Worth, TX 76102-3345

Objective: Create suitable living environments
Outcome: Availability/accessibility
Matrix Code: Youth Services (05D)
National Objective: LMC

Activity to prevent, prepare for, and respond to Coronavirus: Yes

Initial Funding Date: 06/12/2021

Description:

The Program will provide academic support services to girls ages 5-18 in Fort Worth.
The goal of the program is to mitigate academic regression due to the disruption in education during COVID-19.
The Program responds to the COVID-19 Pandemic by providing academic support and life skill training for students in response to the unprecedented impact that COVID-19 has had on the K-12 school system.
These services will include STEMLiteracy camps, academic coaching and, life skills training.

Financing

	Fund Type	Grant Year	Grant	Funded Amount	Drawn In Program Year	Drawn Thru Program Year
CDBG	EN	2020	B20MW480010	$295,939.80	$0.00	$295,939.80
Total	**Total**			**$295,939.80**	**$0.00**	**$295,939.80**

Proposed Accomplishments

People (General) : 215

Actual Accomplishments

Number assisted:	Owner		Renter		Total		Person	
	Total	Hispanic	Total	Hispanic	Total	Hispanic	Total	Hispanic
White:	0	0	0	0	0	0	94	94
Black/African American:	0	0	0	0	0	0	41	0
Asian:	0	0	0	0	0	0	3	0
American Indian/Alaskan Native:	0	0	0	0	0	0	2	0
Native Hawaiian/Other Pacific Islander:	0	0	0	0	0	0	0	0
American Indian/Alaskan Native & White:	0	0	0	0	0	0	0	0
Asian White:	0	0	0	0	0	0	0	0
Black/African American & White:	0	0	0	0	0	0	5	0
American Indian/Alaskan Native & Black/African American:	0	0	0	0	0	0	3	0
Other multi-racial:	0	0	0	0	0	0	3	3

Asian/Pacific Islander:	0	0	0	0	0	0	0	0
Hispanic:	0	0	0	0	0	0	0	0
Total:	**0**	**0**	**0**	**0**	**0**	**0**	**151**	**97**
Female-headed Households:	0		0		0			

Income Category:

	Owner	Renter	Total	Person
Extremely Low	0	0	0	88
Low Mod	0	0	0	35
Moderate	0	0	0	16
Non Low Moderate	0	0	0	12
Total	0	0	0	151
Percent Low/Mod				92.1%

Annual Accomplishments

Years	Accomplishment Narrative	# Benefitting
2020	Girls Inc of Tarrant County provided mentorship services to 20 girls from low-to-moderate income families. Total funds expended from October 1, 2020 to September 30, 2021 totaled $98,616.76.	
2021	he Program will provided academic support services to girls ages 5-18 in Fort Worth. The goal of the program was to mitigate academic regression due to the disruption in education during COVID-19. The Program responds to the COVID-19 Pandemic by providing academic support and life skill training for students in response to the unprecedented impact that COVID-19 has had on the K-12 school system. These services included summer STEM/Literacy camps, academic coaching and, life skills training and social emotional learning. Our STEM that provides hands-on STTEM activities. The program works closely with our school and community partners to provide the girls with a more intensified layer of our program services. Our staff were on the school campuses working directly with the girls to provide a comprehensive and holistic Girls Inc. experience. Our Academic Coaches met with girls weekly in-person to provide academic coaching, life skills training and social/emotional support. Eligible clients were defined as Fort Worth residents, girls ages 5-18 primarily from low-income neighborhoods. Participants were required to provide income & residency certification to confirm eligibility. CDBG-CV3 funds were used to pay for the salaries for program delivery staff and one support staff. AgencyÃ¢Â¿Â¿s office and Program services were available within the Northside Community and 304 E. Vickery Blvd, Fort Worth, Texas 76104. The Agency served 151 unduplicated clients during the program year.	

PGM Year: 2020
Project: 0008 - 20-21 Reading & Educational Support Services
IDIS Activity: 7588 - 20-21 CDBG-CV3 United Community Centers {103166-991930}

Status: Completed 11/28/2022 7:17:40 PM
Location: 3900 Meadowbrook Dr Ste 122 Fort Worth, TX 76103-2602

Objective: Create economic opportunities
Outcome: Affordability
Matrix Code: Child Care Services (05L)
National Objective: LMC

Activity to prevent, prepare for, and respond to Coronavirus: Yes

Initial Funding Date: 06/12/2021

Description:

The Educational Enrichment program and Child Care for Working Caregivers program will provide child care literacy programs.
The Program will assist children in pre-k to 13 years of age with reading, writing, comprehension and increased literacy skills, in addition to the licensed child.
care after-school program during the regular school year and full-day during the summer

Financing

	Fund Type	Grant Year	Grant	Funded Amount	Drawn In Program Year	Drawn Thru Program Year
CDBG	EN	2020	B20MW480010	$200,000.00	$0.00	$200,000.00
Total	**Total**			**$200,000.00**	**$0.00**	**$200,000.00**

Proposed Accomplishments

People (General) : 205

Actual Accomplishments

Number assisted:	Owner		Renter		Total		Person	
	Total	Hispanic	Total	Hispanic	Total	Hispanic	Total	Hispanic
White:	0	0	0	0	0	0	81	76
Black/African American:	0	0	0	0	0	0	60	3
Asian:	0	0	0	0	0	0	2	0
American Indian/Alaskan Native:	0	0	0	0	0	0	0	0
Native Hawaiian/Other Pacific Islander:	0	0	0	0	0	0	0	0
American Indian/Alaskan Native & White:	0	0	0	0	0	0	0	0
Asian White:	0	0	0	0	0	0	0	0
Black/African American & White:	0	0	0	0	0	0	9	0
American Indian/Alaskan Native & Black/African American:	0	0	0	0	0	0	0	0
Other multi-racial:	0	0	0	0	0	0	4	0
Asian/Pacific Islander:	0	0	0	0	0	0	0	0
Hispanic:	0	0	0	0	0	0	0	0

Total:	**0**	**0**	**0**	**0**	**0**	**0**	**156**	**79**
Female-headed Households:	0		0		0			

Income Category:

	Owner	Renter	Total	Person
Extremely Low	0	0	0	80
Low Mod	0	0	0	48
Moderate	0	0	0	17
Non Low Moderate	0	0	0	17
Total	0	0	0	162
Percent Low/Mod				89.5%

Annual Accomplishments

Years	Accomplishment Narrative	# Benefitting
2020	United Community Centers assisted 152 children in pre-k to 13 years of age with reading, writing, comprehension and increased literacy skills, in addition to the licensed child. care after-school program during the regular school year and full-day during the summer. Total funds expended from October 1, 2020 to September 30, 2020 totaled $82,016.00.	
2021	United Community Centers assisted 94 children from Oct 1 to September 30 of the Program Year in pre-k to 13 years of age with reading, writing, comprehension and increased literacy skills, in addition to the licensed child. care after-school program during the regular school year and full-day during the summer.	

PGM Year: 2020
Project: 0009 - 20-21 Youth Services
IDIS Activity: 7589 - 20-21 CDBG-CV3 YMCA {103166-991928}

Status: Completed 11/28/2022 7:46:03 PM
Location: 512 Lamar St Fort Worth, TX 76102-3754

Objective: Create suitable living environments
Outcome: Availability/accessibility
Matrix Code: Youth Services (05D)
National Objective: LMC

Activity to prevent, prepare for, and respond to Coronavirus: Yes

Initial Funding Date: 06/12/2021

Description:

The Program will provide Academic Enrichment services to children in grades K-5 who live in Fort Worth.
The goal of the program is to aidtutor children in grades K-5 who have fallen behind academically in the areas of Math and Reading caused by the instructional changes due to the COVID-19 pandemic.
The Program responds to the COVID-19 Pandemic by offering tutoring services to low-moderate income students who need assistance in the areas of Math and Reading.

Financing

	Fund Type	Grant Year	Grant	Funded Amount	Drawn In Program Year	Drawn Thru Program Year
CDBG	EN	2020	B20MW480010	$19,612.39	$0.00	$19,612.39
Total	**Total**			**$19,612.39**	**$0.00**	**$19,612.39**

Proposed Accomplishments

People (General) : 100

Actual Accomplishments

Number assisted:	Owner		Renter		Total		Person	
	Total	Hispanic	Total	Hispanic	Total	Hispanic	Total	Hispanic
White:	0	0	0	0	0	0	11	0
Black/African American:	0	0	0	0	0	0	27	0
Asian:	0	0	0	0	0	0	0	0
American Indian/Alaskan Native:	0	0	0	0	0	0	0	0
Native Hawaiian/Other Pacific Islander:	0	0	0	0	0	0	0	0
American Indian/Alaskan Native & White:	0	0	0	0	0	0	0	0
Asian White:	0	0	0	0	0	0	0	0
Black/African American & White:	0	0	0	0	0	0	0	0
American Indian/Alaskan Native & Black/African American:	0	0	0	0	0	0	0	0
Other multi-racial:	0	0	0	0	0	0	4	0
Asian/Pacific Islander:	0	0	0	0	0	0	0	0

Hispanic:	0	0	0	0	0	0	0	0
Total:	**0**	**0**	**0**	**0**	**0**	**0**	**42**	**0**
Female-headed Households:	0		0		0			

Income Category:

	Owner	Renter	Total	Person
Extremely Low	0	0	0	17
Low Mod	0	0	0	11
Moderate	0	0	0	11
Non Low Moderate	0	0	0	3
Total	0	0	0	42
Percent Low/Mod				92.9%

Annual Accomplishments

Years	Accomplishment Narrative	# Benefitting
2021	YMCA of Metropolitan Fort Worth (Summer Achievement Program) provided Academic Enrichment services to children in grades K through 5 who lived in Fort Worth. The goal of the program was to aid/tutor children grades K through 5 who fell behind academically in the areas of Math and Reading caused by the instructional changes due to the COVID-19 Pandemic. The Program responded to the COVID-19 Pandemic by offering tutoring services to low-moderate income students who needed assistance in the areas of Math and Reading. Eligible clients are defined as high-need, low-moderate income families. From January 1, 2021 to June 30, 2022, the City of Fort Worth reimbursed the agency $19,612.39 in CDBG-CV3 funds. CDBG-CV3 funds were used to pay for Program Salaries, Materials, Food, and other Program related costs. The agency served 42 unduplicated clients during the contract year.	

PGM Year: 2020
Project: 0009 - 20-21 Youth Services
IDIS Activity: 7590 - 20-21 CDBG-CV3 AVANCE {103166-9919W1}

Status: Completed 11/28/2022 7:47:34 PM
Location: 2060 Singleton Blvd Dallas, TX 75212-3868

Objective: Create suitable living environments
Outcome: Availability/accessibility
Matrix Code: Youth Services (05D)
National Objective: LMC

Activity to prevent, prepare for, and respond to Coronavirus: Yes

Initial Funding Date: 06/12/2021

Description:

The Program will provide Fort Worth families with children from birth to 4-years of age with parenting and early childhood education.
The goal of the program is to increase parent's knowledge of child development, increase parenting skills, ensure chilren ages 0-35 months are developing at or above target areas, and ensure children 36-48 months are prepared for school as measured by the Children's Learning Institute Evaluation Tool.
The Program responds to the COVID-19 Pandemic by shifting all programming to virtual platforms, i.e.
Zoom, Google Docs, and phone calls.
These services will include parenting education and early education classes for children, toy making sessions, guest speakers, and literacy activities.

Financing

	Fund Type	Grant Year	Grant	Funded Amount	Drawn In Program Year	Drawn Thru Program Year
CDBG	EN	2020	B20MW480010	$45,471.44	$0.00	$45,471.44
Total	**Total**			**$45,471.44**	**$0.00**	**$45,471.44**

Proposed Accomplishments

People (General) : 225

Actual Accomplishments

Number assisted:	Owner		Renter		Total		Person	
	Total	Hispanic	Total	Hispanic	Total	Hispanic	Total	Hispanic
White:	0	0	0	0	0	0	126	126
Black/African American:	0	0	0	0	0	0	0	0
Asian:	0	0	0	0	0	0	0	0
American Indian/Alaskan Native:	0	0	0	0	0	0	0	0
Native Hawaiian/Other Pacific Islander:	0	0	0	0	0	0	0	0
American Indian/Alaskan Native & White:	0	0	0	0	0	0	0	0
Asian White:	0	0	0	0	0	0	0	0
Black/African American & White:	0	0	0	0	0	0	0	0
American Indian/Alaskan Native & Black/African American:	0	0	0	0	0	0	0	0
Other multi-racial:	0	0	0	0	0	0	0	0

Asian/Pacific Islander:	0	0	0	0	0	0	0	0
Hispanic:	0	0	0	0	0	0	0	0
Total:	**0**	**0**	**0**	**0**	**0**	**0**	**126**	**126**
Female-headed Households:	0		0		0			

Income Category:

	Owner	Renter	Total	Person
Extremely Low	0	0	0	28
Low Mod	0	0	0	53
Moderate	0	0	0	34
Non Low Moderate	0	0	0	11
Total	0	0	0	126
Percent Low/Mod				91.3%

Annual Accomplishments

Years	Accomplishment Narrative	# Benefitting
2021	AVANCE-Dallas, Inc. provides Fort Worth families with children from birth to 4-years of age with parenting and early childhood education. Program services were offered virtually and at area elementary school locations. From January 1, 2021 to June 30, 2022, the City of Fort Worth reimbursed the agency $42,314.44 in CDBG funds. CDBG funds were used to pay for staff salaries. The agency served 126 unduplicated clients during the contract year.	

PGM Year: 2020
Project: 0009 - 20-21 Youth Services
IDIS Activity: 7593 - 20-21 CDBG-CV3 Rivertree Academy {103166-9919W5}

Status: Completed 11/28/2022 7:49:38 PM
Location: 5439 Bonnell Ave Fort Worth, TX 76107-6713

Objective: Create suitable living environments
Outcome: Availability/accessibility
Matrix Code: Youth Services (05D)
National Objective: LMC

Activity to prevent, prepare for, and respond to Coronavirus: Yes

Initial Funding Date: 06/14/2021

Description:

The Program will provide tutoring and virtual learning services 4th and 5th grade students in Fort Worth.
The goal of the proram is to provide students an individualized education that meets our students' unique needs and shows them that their current circumstances do not dictate their future -- even, and especially, in the midst of the COVID-19 pandemic Rivetree's academic data has revealed an increased gap of knowledge in core content areas due to the loss of face-to-face instruction during the last term of the 2019-2020 school year as a result of the COVID-19 pandemic.

Financing

	Fund Type	Grant Year	Grant	Funded Amount	Drawn In Program Year	Drawn Thru Program Year
CDBG	EN	2020	B20MW480010	$27,380.17	$0.00	$27,380.17
Total	**Total**			**$27,380.17**	**$0.00**	**$27,380.17**

Proposed Accomplishments

People (General) : 21

Actual Accomplishments

Number assisted:	Owner		Renter		Total		Person	
	Total	Hispanic	Total	Hispanic	Total	Hispanic	Total	Hispanic
White:	0	0	0	0	0	0	6	5
Black/African American:	0	0	0	0	0	0	8	0
Asian:	0	0	0	0	0	0	0	0
American Indian/Alaskan Native:	0	0	0	0	0	0	0	0
Native Hawaiian/Other Pacific Islander:	0	0	0	0	0	0	0	0
American Indian/Alaskan Native & White:	0	0	0	0	0	0	1	0
Asian White:	0	0	0	0	0	0	0	0
Black/African American & White:	0	0	0	0	0	0	0	0
American Indian/Alaskan Native & Black/African American:	0	0	0	0	0	0	1	0
Other multi-racial:	0	0	0	0	0	0	0	0
Asian/Pacific Islander:	0	0	0	0	0	0	0	0

Hispanic:	0	0	0	0	0	0	0	0
Total:	**0**	**0**	**0**	**0**	**0**	**0**	**16**	**5**
Female-headed Households:	0		0		0			

Income Category:

	Owner	Renter	Total	Person
Extremely Low	0	0	0	10
Low Mod	0	0	0	4
Moderate	0	0	0	1
Non Low Moderate	0	0	0	1
Total	0	0	0	16
Percent Low/Mod				93.8%

Annual Accomplishments

Years	Accomplishment Narrative	# Benefitting
2020	Rivertree Academy provided tutoring and virtual learning services for 12 students in the 4th and 5th grade in Fort Worth. Total funds expended from October 1, 2020 to September 30, 2021 totaled $440.37.	
2021	Rivertree Academy Program provided tutoring and virtual learning to 4th and 5th grade students in Fort Worth. The goal of the program was to provide students and individualized education that met their unique needs and showed that their current circumstances did not dictate their future even, and especially in the midst of the COVID-19 Pandemic. The Tutoring Program directly focused on 4th and 5th grade students enrolled at Rivertree and lived in the under-resourced Como area of Fort Worth. From January 1, 2021 to June 30, 2022, the City of Fort Worth reimbursed the agency $27,380.17 in CDBG-CV3 funds. CDBG-CV3 funds were used to pay for Program Salaries, including Contract Labor, and Teaching Aids. The agency served 27 unduplicated clients during the contract year.	

PGM Year: 2019
Project: 0018 - CDBG CV-Poverty Reduction and Household Stabilization
IDIS Activity: 7594 - 20-21 CDBG-CV3 Recovery Resource Council - Employment Support {103166-9919U9}

Status: Completed 1/18/2023 4:06:37 PM
Location: 2700 Airport Fwy Fort Worth, TX 76111-2332

Objective: Provide decent affordable housing
Outcome: Availability/accessibility
Matrix Code: Substance Abuse Services (05F)
National Objective: LMC

Activity to prevent, prepare for, and respond to Coronavirus: Yes

Initial Funding Date: 06/14/2021

Description:

The Program will provide an array of services that establish and maintain recovery through the use of peer-support and peer-leadership including: peer support groups; planning and facilitating activities that foster recovery and self-suficiency to Permanent Supportive Housing adult clients in Fort Worth.The goal of the program is to help people with mental illnesses andor substance abuse disorders discover paths of self-sufficiency and recovery rather than disability and dependence.
The plan to respond to COVID with the program, New Start and New Hope programs is to provide permanent supportive housing to our clients which help to eliminate the spread of COVID-19.

Financing

	Fund Type	Grant Year	Grant	Funded Amount	Drawn In Program Year	Drawn Thru Program Year
CDBG	EN	2020	B20MW480010	$51,696.61	$2,033.95	$51,696.61
Total	**Total**			**$51,696.61**	**$2,033.95**	**$51,696.61**

Proposed Accomplishments

People (General) : 66

Actual Accomplishments

Number assisted:	Owner		Renter		Total		Person	
	Total	Hispanic	Total	Hispanic	Total	Hispanic	Total	Hispanic
White:	0	0	0	0	0	0	21	2
Black/African American:	0	0	0	0	0	0	10	0
Asian:	0	0	0	0	0	0	1	0
American Indian/Alaskan Native:	0	0	0	0	0	0	0	0
Native Hawaiian/Other Pacific Islander:	0	0	0	0	0	0	0	0
American Indian/Alaskan Native & White:	0	0	0	0	0	0	0	0
Asian White:	0	0	0	0	0	0	0	0
Black/African American & White:	0	0	0	0	0	0	0	0
American Indian/Alaskan Native & Black/African American:	0	0	0	0	0	0	0	0
Other multi-racial:	0	0	0	0	0	0	0	0

Asian/Pacific Islander:	0	0	0	0	0	0	0	0
Hispanic:	0	0	0	0	0	0	0	0
Total:	**0**	**0**	**0**	**0**	**0**	**0**	**32**	**2**
Female-headed Households:	0		0		0			

Income Category:

	Owner	Renter	Total	Person
Extremely Low	0	0	0	32
Low Mod	0	0	0	0
Moderate	0	0	0	0
Non Low Moderate	0	0	0	0
Total	0	0	0	32
Percent Low/Mod				100.0%

Annual Accomplishments

Years	Accomplishment Narrative	# Benefitting
2020	Recovery Resource Council provided employment-related services to 32 low-to-moderate income individuals. Total funds expended from October 1, 2020 to September 30, 2021 totaled $14,376.93.	
2021	The Recovery Resource Council Employment Services for Veterans program was designed to help veterans impacted by COVID-19 to obtain competitive work in the community and provide supports necessary to ensure success in the workplace. Employment-Related Services addressed the veterans need for stable employment, financial independence, coordinated with housing and other supportive services for the target population. From October 1, 2021 to September 30, 2022, the City of Fort Worth reimbursed the agency $51,696.61in CDBG funds. CDBG funds were used to pay a percentage of the salaries for program staff. The agency served 24 unduplicated clients during the program year.	

PGM Year: 2019

Project: 0018 - CDBG CV-Poverty Reduction and Household Stabilization

IDIS Activity: 7595 - 20-21 CDBG-CV3 The Ladder Alliance - Employment Services {103166-991922}

Status: Completed 11/28/2022 12:00:00 AM
Location: 1100 Hemphill St Ste 302 Fort Worth, TX 76104-4675

Objective: Create economic opportunities
Outcome: Sustainability
Matrix Code: Employment Training (05H)
National Objective: LMC

Activity to prevent, prepare for, and respond to Coronavirus: Yes

Initial Funding Date: 06/14/2021

Description:

The Program will provide Basic Computer Skills Training (BCST), Professional Office Skills Training (POST), and Microsoft Office Specialist Training (MOST) to Spanish speaking individuals who are seeking job development, emmployment skills to respond to the detrimental effects COVID-19 has had in Fort Worth.The goal of the program is to serve approximately 83-100 students.
The Program responds to the COVID-19 Pandemic by providing virtual classes and supplying students with laptops and hotspots to minimize and issues of digital divide among our students.

Financing

	Fund Type	Grant Year	Grant	Funded Amount	Drawn In Program Year	Drawn Thru Program Year
CDBG	EN	2020	B20MW480010	$200,000.00	$0.00	$200,000.00
Total	**Total**			**$200,000.00**	**$0.00**	**$200,000.00**

Proposed Accomplishments

People (General) : 83

Actual Accomplishments

Number assisted:	Owner		Renter		Total		Person	
	Total	Hispanic	Total	Hispanic	Total	Hispanic	Total	Hispanic
White:	0	0	0	0	0	0	61	42
Black/African American:	0	0	0	0	0	0	54	0
Asian:	0	0	0	0	0	0	2	0
American Indian/Alaskan Native:	0	0	0	0	0	0	0	0
Native Hawaiian/Other Pacific Islander:	0	0	0	0	0	0	1	1
American Indian/Alaskan Native & White:	0	0	0	0	0	0	2	0
Asian White:	0	0	0	0	0	0	0	0
Black/African American & White:	0	0	0	0	0	0	3	0
American Indian/Alaskan Native & Black/African American:	0	0	0	0	0	0	0	0
Other multi-racial:	0	0	0	0	0	0	8	6

Asian/Pacific Islander:	0	0	0	0	0	0	0	0
Hispanic:	0	0	0	0	0	0	0	0
Total:	**0**	**0**	**0**	**0**	**0**	**0**	**131**	**49**
Female-headed Households:	0		0		0			

Income Category:

	Owner	Renter	Total	Person
Extremely Low	0	0	0	46
Low Mod	0	0	0	40
Moderate	0	0	0	33
Non Low Moderate	0	0	0	12
Total	0	0	0	131
Percent Low/Mod				90.8%

Annual Accomplishments

Years	Accomplishment Narrative	# Benefitting
2020	Ladder Alliance provided employment-related services to 14 individuals impacted by the coronavirus. Total funds expended October 1, 2020 to September 30, 2021 totaled $49,129.67.	
2021	The Ladder Alliance CDBG Ã¿Â¢Ã¿Â¿Ã¿Â¿ Computer Skills Training/ Program consist of Basic Computer Skills Training (BCST), Professional Office Skills Training (POST), and Microsoft Office Specialist Training (MOST) to Spanish speaking individuals who are seeking job development, employment skills to respond to the detrimental effects COVID-19 has had in Fort Worth. CDBG-CV funds were used to pay for a percentage of salaries for employees; items that helped to minimize the barriers for students seeking services; and additional program supplies provided to maintain safety within the classroom during COVID-19. Location - One Safe Place: Monday-Thursday 9 a.m.-11:30 a.m.; 12:30 p.m.-3:00 p.m.; M/W 6:30 p.m.-8:30 p.m. T/TR 6:30 p.m.-8:30 p.m. (22+ offerings) and a second location - Opening Doors for Women in Need (ODWIN) 3500 Horne St. Monday-Thursday 9 a.m. - 11:30 a.m. The Agency served 131 unduplicated clients during the contract year.	

PGM Year: 2019
Project: 0020 - CDBG-CV Affordable Housing
IDIS Activity: 7596 - 19-20 CDBG-CV3 Tarrant County Samaritan Housing - Emergency Rental Assistance {103166-9919U5}

Status: Completed 11/28/2022 6:22:26 PM
Location: 929 Hemphill St Fort Worth, TX 76104-3126

Objective: Provide decent affordable housing
Outcome: Affordability
Matrix Code: Other Public Services Not Listed in 05A-05Y, 03T (05Z)
National Objective: LMC

Activity to prevent, prepare for, and respond to Coronavirus: Yes

Initial Funding Date: 06/15/2021

Description:

The Program will provide residents Short-Term Rental and Mortgage Assistance and Homeless Prevention for those Fort Worth households affected by COVID-19.
The program will provide payments rent or mortgage assistance for up to six (6) months with a maximum of 60 days in arrears.

Financing

	Fund Type	Grant Year	Grant	Funded Amount	Drawn In Program Year	Drawn Thru Program Year
CDBG	EN	2020	B20MW480010	$199,720.45	$0.00	$199,720.45
Total	**Total**			**$199,720.45**	**$0.00**	**$199,720.45**

Proposed Accomplishments

People (General) : 40

Actual Accomplishments

Number assisted:	Owner		Renter		Total		Person	
	Total	Hispanic	Total	Hispanic	Total	Hispanic	Total	Hispanic
White:	0	0	0	0	0	0	14	11
Black/African American:	0	0	0	0	0	0	42	0
Asian:	0	0	0	0	0	0	0	0
American Indian/Alaskan Native:	0	0	0	0	0	0	0	0
Native Hawaiian/Other Pacific Islander:	0	0	0	0	0	0	0	0
American Indian/Alaskan Native & White:	0	0	0	0	0	0	0	0
Asian White:	0	0	0	0	0	0	0	0
Black/African American & White:	0	0	0	0	0	0	4	4
American Indian/Alaskan Native & Black/African American:	0	0	0	0	0	0	1	1
Other multi-racial:	0	0	0	0	0	0	3	1
Asian/Pacific Islander:	0	0	0	0	0	0	0	0
Hispanic:	0	0	0	0	0	0	0	0

Total:	**0**	**0**	**0**	**0**	**0**	**0**	**64**	**17**
Female-headed Households:	0		0		0			

Income Category:

	Owner	Renter	Total	Person
Extremely Low	0	0	0	57
Low Mod	0	0	0	11
Moderate	0	0	0	15
Non Low Moderate	0	0	0	0
Total	0	0	0	83
Percent Low/Mod				100.0%

Annual Accomplishments

Years	Accomplishment Narrative	# Benefitting
2020	The Program will provide residents Short-Term Rental and Mortgage Assistance and Homeless Prevention for those Fort Worth households affected by COVID-19. The program will provide payments rent or mortgage assistance for up to six (6) months with a maximum of 60 days in arrears.	
2021	The Program provided residents Short-Term Rental and Mortgage Assistance and Homeless Prevention for those Fort Worth households affected by COVID-19. From October 1, 2021 - September 30, 2022 of the Program year 55 clients were served.	

PGM Year: 2019
Project: 0020 - CDBG-CV Affordable Housing
IDIS Activity: 7597 - 19-20 CDBG-CV3 -Volunteers of America - Emergency Rental Assistance {103166-9919W0}

Status: Completed 11/28/2022 6:23:47 PM
Location: 2401 Scott Ave Fort Worth, TX 76103-2228

Objective: Provide decent affordable housing
Outcome: Affordability
Matrix Code: Other Public Services Not Listed in 05A-05Y, 03T (05Z)
National Objective: LMC

Activity to prevent, prepare for, and respond to Coronavirus: Yes

Initial Funding Date: 06/15/2021

Description:

The Program will provide Short-Term Emergency Rental Assistance to individuals and families who reside or began experiencing homelessness in the City of Fort Worth.
The goal of the program is to assistance program participants maintain housing and not return to homelessness after Program exit.
The Program responds to the COVID-19 Pandemic by providing rental assistance to the City of Fort Worth families and individuals who can demonstrate they were economically impacted by the Pandemic.

Financing

	Fund Type	Grant Year	Grant	Funded Amount	Drawn In Program Year	Drawn Thru Program Year
CDBG	EN	2020	B20MW480010	$74,923.83	$0.00	$74,923.83
Total	**Total**			**$74,923.83**	**$0.00**	**$74,923.83**

Proposed Accomplishments

People (General) : 20

Actual Accomplishments

Number assisted:	Owner		Renter		Total		Person	
	Total	Hispanic	Total	Hispanic	Total	Hispanic	Total	Hispanic
White:	0	0	0	0	0	0	2	2
Black/African American:	0	0	0	0	0	0	7	0
Asian:	0	0	0	0	0	0	0	0
American Indian/Alaskan Native:	0	0	0	0	0	0	0	0
Native Hawaiian/Other Pacific Islander:	0	0	0	0	0	0	0	0
American Indian/Alaskan Native & White:	0	0	0	0	0	0	0	0
Asian White:	0	0	0	0	0	0	0	0
Black/African American & White:	0	0	0	0	0	0	0	0
American Indian/Alaskan Native & Black/African American:	0	0	0	0	0	0	0	0
Other multi-racial:	0	0	0	0	0	0	0	0
Asian/Pacific Islander:	0	0	0	0	0	0	0	0

Hispanic:	0	0	0	0	0	0	0	0
Total:	**0**	**0**	**0**	**0**	**0**	**0**	**9**	**2**
Female-headed Households:	0		0		0			

Income Category:

	Owner	Renter	Total	Person
Extremely Low	0	0	0	5
Low Mod	0	0	0	3
Moderate	0	0	0	1
Non Low Moderate	0	0	0	0
Total	0	0	0	9
Percent Low/Mod				100.0%

Annual Accomplishments

Years	Accomplishment Narrative	# Benefitting
2020	Volunteers of America provided emergency rental assistance to one low-to-moderate income family impacted by the coronavirus. Total funds expended from October 1, 2020 to September 30, 2020 totaled $3,591.71.	
2021	Volunteers of America provided emergency rental assistance to 9 low-to-moderate income families impacted by the coronavirus from Oct 1, 2021 to September 30, 2022 of the Program year.	

PGM Year: 2019
Project: 0005 - 19-20 Accessibility Improvements
IDIS Activity: 7602 - 19-20 Gragg Childcare Facility Improvements Project

Status: Open
Location: 2400 E 1st St Fort Worth, TX 76111-1154

Objective: Create suitable living environments
Outcome: Availability/accessibility
Matrix Code: Child Care Centers (03M)
National Objective: LMC

Activity to prevent, prepare for, and respond to Coronavirus: No

Initial Funding Date: 07/09/2021

Description:

A total of $500,000 in CDBG program income funds have been allocated for improvements to the Gragg Childcare Facility for the rehabilitation of a community facility for early childhood.
The Gragg Childhood Development Center was built in 1996 and contains approximately 9,200 square feet.
The facility serves approximately 61 children in Head Start and Early Head Start programs.
The improvements will allow Childcare Associates to add approximately 16 to 24 additional 0-3 year olds served with Early Head Start.Possible improvements include but are not limited to the addition of more classrooms and restrooms, replacement of single pane windows with energy efficient windows, roof repairs, addition of gutter drains, replacement of flooring and rubber base, interior and exterior ADA accessibility improvements, replacement of water heaters, replacement or upgrade of existing fire alarmsuppression, mechanical, HVAC, electrical, lighting and plumbing fixtures and systems.

Financing

	Fund Type	Grant Year	Grant	Funded Amount	Drawn In Program Year	Drawn Thru Program Year
CDBG	LA	2014	B14MC480010	$425.94	$425.94	$425.94
		2015	B15MC480010	$499,574.06	$138,183.67	$138,183.67
Total	**Total**			**$500,000.00**	**$138,609.61**	**$138,609.61**

Proposed Accomplishments

Public Facilities : 85

Actual Accomplishments

Number assisted:	Owner		Renter		Total		Person	
	Total	Hispanic	Total	Hispanic	Total	Hispanic	Total	Hispanic
White:	0	0	0	0	0	0		0
Black/African American:	0	0	0	0	0	0	0	0
Asian:	0	0	0	0	0	0	0	0
American Indian/Alaskan Native:	0	0	0	0	0	0	0	0
Native Hawaiian/Other Pacific Islander:	0	0	0	0	0	0	0	0
American Indian/Alaskan Native & White:	0	0	0	0	0	0	0	0
Asian White:	0	0	0	0	0	0	0	0

Black/African American & White:	0	0	0	0	0	0	0	0
American Indian/Alaskan Native & Black/African American:	0	0	0	0	0	0	0	0
Other multi-racial:	0	0	0	0	0	0	0	0
Asian/Pacific Islander:	0	0	0	0	0	0	0	0
Hispanic:	0	0	0	0	0	0	0	0
Total:	**0**	**0**	**0**	**0**	**0**	**0**	**0**	**0**
Female-headed Households:	0		0		0			

Income Category:

	Owner	Renter	Total	Person
Extremely Low	0	0	0	0
Low Mod	0	0	0	0
Moderate	0	0	0	0
Non Low Moderate	0	0	0	0
Total	0	0	0	0
Percent Low/Mod				

Annual Accomplishments

Years	Accomplishment Narrative	# Benefitting
2020	Due to a delay related to the pandemic, this project was placed on hold. THe design work for this project is being negotiated to determine a scope of work. Project is anticipated to be completed in 2023. Funds will be used for design and hard construction costs.	
2021	Project secured the necessary funding to complete the project. CDBG contract has been drafted and execution anticipated November 2022. Staff anticipates the start of construction February 2023 with completion December 2023.	

PGM Year: 2019

Project: 0012 - 19-20 CDBG Homeless Services

IDIS Activity: 7603 - 19-20 Salvation Army Shelter Rehabilitation Project

Status: Open
Location: 1855 E Lancaster Ave Fort Worth, TX 76103-2123

Objective: Create suitable living environments
Outcome: Availability/accessibility
Matrix Code: Homeless Facilities (not operating costs) (03C)
National Objective: LMC

Activity to prevent, prepare for, and respond to Coronavirus: No

Initial Funding Date: 07/09/2021

Description:

A total of $754,302.80 in CDBG program income funds have been allocated for the rehabilitation work at the Salvation Army, Mabee Center, located at 1855 East Lancaster Avenue, Fort Worth, TX 76103.
The work will include the renovation of both emergency shelters, restrooms and other 1st floor common areas that are utilized by the emergency shelter families.
The proposed project will benefit homeless Fort Worth families and between 500 to 700 individuals per year.Grant funds will be used specifically for construction costs associated with the rehab work at the shelters.
The proposed work will consist of the rehab of two dormitory-style family shelters, restrooms, building entrance, check-in area, three separate family rooms and one ADA family room.

Financing

	Fund Type	Grant Year	Grant	Funded Amount	Drawn In Program Year	Drawn Thru Program Year
CDBG	LA	2013	B13MC480010	$49,297.54	$49,297.54	$49,297.54
		2014	B14MC480010	$705,005.26	$13,672.13	$13,672.13
Total	**Total**			**$754,302.80**	**$62,969.67**	**$62,969.67**

Proposed Accomplishments

Public Facilities : 500

Actual Accomplishments

Number assisted:	Owner		Renter		Total		Person	
	Total	Hispanic	Total	Hispanic	Total	Hispanic	Total	Hispanic
White:	0	0	0	0	0	0		0
Black/African American:	0	0	0	0	0	0	0	0
Asian:	0	0	0	0	0	0	0	0
American Indian/Alaskan Native:	0	0	0	0	0	0	0	0
Native Hawaiian/Other Pacific Islander:	0	0	0	0	0	0	0	0
American Indian/Alaskan Native & White:	0	0	0	0	0	0	0	0
Asian White:	0	0	0	0	0	0	0	0
Black/African American & White:	0	0	0	0	0	0	0	0
American Indian/Alaskan Native & Black/African American:	0	0	0	0	0	0	0	0

Other multi-racial:	0	0	0	0	0	0	0	0
Asian/Pacific Islander:	0	0	0	0	0	0	0	0
Hispanic:	0	0	0	0	0	0	0	0
Total:	**0**	**0**	**0**	**0**	**0**	**0**	**0**	**0**
Female-headed Households:	0		0		0			

Income Category:

	Owner	Renter	Total	Person
Extremely Low	0	0	0	0
Low Mod	0	0	0	0
Moderate	0	0	0	0
Non Low Moderate	0	0	0	0
Total	0	0	0	0
Percent Low/Mod				

Annual Accomplishments

Years	Accomplishment Narrative	# Benefitting
2020	Due to a delay related to the pandemic, this project was placed on hold. Project is anticipated to be completed in 2023. Funds will be used for hard construction costs.	
2021	RFQ has been completed to select an architechture firm. Waiting for information on pre-con meeting and next steps; requested a project timeline update from Salvation Army, waiting for update. It's anticipated that construction will begin on the project February or March of 2023, should have draw for project in May or June 2023.	

PGM Year: 2019

Project: 0006 - 19-20 Poverty Reduction Programs

IDIS Activity: 7615 - 19-20 Tarrant Area Food Bank RED Bus Program {102361-9919D9}

Status: Open
Location: 2600 Cullen St Fort Worth, TX 76107-1302

Objective: Create economic opportunities
Outcome: Affordability
Matrix Code: Food Banks (05W)
National Objective: LMA

Activity to prevent, prepare for, and respond to Coronavirus: Yes

Initial Funding Date: 08/19/2021

Description:

The RED Bus Program will take the food bank's service directly to those most in need.
At the heart of the program is a mobile service delivery unit - a specialty built vehicle, which provides space for the display of grocery items and office space for staff.
Utilizing this vehicle, TAFB will provide (1) emergency food distribution; (2) nutrition education; and (3) assistance for enrollment of eligible families into federal benefits programs such as SNAP, TANF, CHIP and Medicaid.

Financing

	Fund Type	Grant Year	Grant	Funded Amount	Drawn In Program Year	Drawn Thru Program Year
CDBG	EN	2019	B19MC480010	$428,640.00	$231,200.54	$427,205.84
Total	**Total**			**$428,640.00**	**$231,200.54**	**$427,205.84**

Proposed Accomplishments

People (General) : 6,000
Total Population in Service Area: 216,880
Census Tract Percent Low / Mod: 64.06

Annual Accomplishments

Years	Accomplishment Narrative	# Benefitting
2021	Tarrant Area Food Bank RED Bus Program provided mobile food services to residents in low-to-moderate income neighborhoods in Fort Worth. The RED Bus Program took the food bank's service directly to those most in need. At the heart of the program is a mobile service delivery unit - a specialty built vehicle, which provides space for the display of grocery items and office space for staff. Utilizing this vehicle, TAFB provided (1) emergency food distribution; (2) nutrition education; and (3) assistance for enrollment of eligible families into federal benefits programs such as SNAP, TANF, CHIP and Medicaid. From October 1, 2021 to September 30, 2022, the City of Fort Worth reimbursed the agency $166,273.80 in CDBG funds. CDBG funds were used for program staff salaries, fuel, and food purchases. There were 2550 unduplicated clients served.	

PGM Year: 2020
Project: 0003 - 20-21 Homeowner Housing Rehabilitation
IDIS Activity: 7622 - Trinity Habitat for Humanity Preserve a Home Program -Carver Heights East {101785-991950}

Status: Open
Location: 2308 Felder Ln Fort Worth, TX 76112-8014

Objective: Provide decent affordable housing
Outcome: Sustainability
Matrix Code: Rehab; Single-Unit Residential (14A)
National Objective: LMH

Activity to prevent, prepare for, and respond to Coronavirus: No

Initial Funding Date: 10/14/2021

Description:

The purpose of the project is to restore homes for low-income persons from the Carver Heights East neighborhood in Fort Worth.
As a partner with the City's Lead-Safe Program, Trinity Habitat fro Humanity will perform exterior work that is needed.
Proposed improvements include replacingrepairing siding, roof replacementrepair, replacingreglazing windows and doors and, replacing trim and painting.

Financing

	Fund Type	Grant Year	Grant	Funded Amount	Drawn In Program Year	Drawn Thru Program Year
CDBG	EN	2018	B18MC480010	$38,703.15	$27,812.50	$27,812.50
Total	**Total**			**$38,703.15**	**$27,812.50**	**$27,812.50**

Proposed Accomplishments

Housing Units : 3

Actual Accomplishments

Number assisted:	Owner		Renter		Total		Person	
	Total	Hispanic	Total	Hispanic	Total	Hispanic	Total	Hispanic
White:	0	0	0	0	0	0		0
Black/African American:	1	0	0	0	1	0	0	0
Asian:	0	0	0	0	0	0	0	0
American Indian/Alaskan Native:	0	0	0	0	0	0	0	0
Native Hawaiian/Other Pacific Islander:	0	0	0	0	0	0	0	0
American Indian/Alaskan Native & White:	0	0	0	0	0	0	0	0
Asian White:	0	0	0	0	0	0	0	0
Black/African American & White:	0	0	0	0	0	0	0	0
American Indian/Alaskan Native & Black/African American:	0	0	0	0	0	0	0	0
Other multi-racial:	0	0	0	0	0	0	0	0
Asian/Pacific Islander:	0	0	0	0	0	0	0	0
Hispanic:	0	0	0	0	0	0	0	0

Total:	**1**	**0**	**0**	**0**	**1**	**0**	**0**	**0**
Female-headed Households:	1		0		1			

Income Category:

	Owner	Renter	Total	Person
Extremely Low	1	0	1	0
Low Mod	0	0	0	0
Moderate	0	0	0	0
Non Low Moderate	0	0	0	0
Total	1	0	1	0
Percent Low/Mod	100.0%		100.0%	

Annual Accomplishments

Years	Accomplishment Narrative	# Benefitting
2022	Trinity Habitat for Humanity completed one (1) Preserve A Home rehabilitation projects as of September 30, 2023.	

PGM Year: 2020
Project: 0003 - 20-21 Homeowner Housing Rehabilitation
IDIS Activity: 7623 - Trinity Habitat for Humanity Preserve a Home Program -Historic Carver Heights {101217-991950}

Status: Open
Location: 2208 McEwen Ct Fort Worth, TX 76112-7927

Objective: Provide decent affordable housing
Outcome: Sustainability
Matrix Code: Rehab; Single-Unit Residential (14A)
National Objective: LMH

Activity to prevent, prepare for, and respond to Coronavirus: No

Initial Funding Date: 10/14/2021

Description:

The purpose of the project is to restore homes for low-income persons from the Historic Carver Heights neighborhood in Fort Worth.
As a partner with the City's Lead-Safe Program, Trinity Habitat fro Humanity will perform exterior work that is needed.
Proposed improvements include replacingrepairing siding, roof replacementrepair, replacingreglazing windows and doors and, replacing trim and painting.

Financing

	Fund Type	Grant Year	Grant	Funded Amount	Drawn In Program Year	Drawn Thru Program Year
CDBG	EN	2017	B17MC480010	$126,602.53	$28,133.96	$81,568.05
		2018	B18MC480010	$45,593.77	$0.00	$0.00
Total	**Total**			**$172,196.30**	**$28,133.96**	**$81,568.05**

Proposed Accomplishments

Housing Units : 13

Actual Accomplishments

Number assisted:	Owner		Renter		Total		Person	
	Total	Hispanic	Total	Hispanic	Total	Hispanic	Total	Hispanic
White:	0	0	0	0	0	0		0
Black/African American:	4	0	0	0	4	0	0	0
Asian:	0	0	0	0	0	0	0	0
American Indian/Alaskan Native:	0	0	0	0	0	0	0	0
Native Hawaiian/Other Pacific Islander:	0	0	0	0	0	0	0	0
American Indian/Alaskan Native & White:	0	0	0	0	0	0	0	0
Asian White:	0	0	0	0	0	0	0	0
Black/African American & White:	0	0	0	0	0	0	0	0
American Indian/Alaskan Native & Black/African American:	0	0	0	0	0	0	0	0
Other multi-racial:	0	0	0	0	0	0	0	0
Asian/Pacific Islander:	0	0	0	0	0	0	0	0

Hispanic:	0	0	0	0	0	0	0	0
Total:	**4**	**0**	**0**	**0**	**4**	**0**	**0**	**0**
Female-headed Households:	4		0		4			

Income Category:

	Owner	Renter	Total	Person
Extremely Low	0	0	0	0
Low Mod	4	0	4	0
Moderate	0	0	0	0
Non Low Moderate	0	0	0	0
Total	4	0	4	0
Percent Low/Mod	100.0%		100.0%	

Annual Accomplishments

Years	Accomplishment Narrative	# Benefitting
2021	The purpose of the project is to restore homes for low-income persons from the Historic Carver Heights neighborhood in Fort Worth. As a partner with the City's Lead-Safe Program, Trinity Habitat fro Humanity will perform exterior work that is needed. From Oct 1 to September 30 of the Program year, no clients were served.	
2022	The purpose of the project is to restore homes for low-income persons from the Historic Carver Heights neighborhood in Fort Worth. As a partner with the City's Lead-Safe Program, Trinity Habitat fro Humanity will perform exterior work that is needed. From Oct 1 to September 30 of the Program year, four (4) clients were served.	

PGM Year: 2021
Project: 0001 - 21-22 NSD Program Administration
IDIS Activity: 7631 - 21-22 NSD Planning & Development {103708-991901}

Status: Completed 4/15/2023 8:38:58 PM
Location: ,

Objective:
Outcome:
Matrix Code: General Program Administration (21A)
National Objective:

Activity to prevent, prepare for, and respond to Coronavirus: No

Initial Funding Date: 01/05/2022

Description:

Funds will be used to cover the cost of planning, administering, and monitoring the CDBG program to ensure compliance within HUD and City policies and regulations.
The funds are from the 20% Administration cap.

Financing

	Fund Type	Grant Year	Grant	Funded Amount	Drawn In Program Year	Drawn Thru Program Year
CDBG	AD	2021	B21MC480010	$58,760.76	$0.00	$58,760.76
Total	**Total**			**$58,760.76**	**$0.00**	**$58,760.76**

Proposed Accomplishments

Actual Accomplishments

Number assisted:	Owner		Renter		Total		Person	
	Total	Hispanic	Total	Hispanic	Total	Hispanic	Total	Hispanic
White:					0	0		
Black/African American:					0	0		
Asian:					0	0		
American Indian/Alaskan Native:					0	0		
Native Hawaiian/Other Pacific Islander:					0	0		
American Indian/Alaskan Native & White:					0	0		
Asian White:					0	0		
Black/African American & White:					0	0		
American Indian/Alaskan Native & Black/African American:					0	0		
Other multi-racial:					0	0		
Asian/Pacific Islander:					0	0		
Hispanic:					0	0		
Total:	**0**	**0**	**0**	**0**	**0**	**0**	**0**	**0**

Female-headed Households: 0

Income Category:	Owner	Renter	Total	Person
Extremely Low			0	
Low Mod			0	
Moderate			0	
Non Low Moderate			0	
Total	0	0	0	0
Percent Low/Mod				

Annual Accomplishments

No data returned for this view. This might be because the applied filter excludes all data.

PGM Year: 2021
Project: 0001 - 21-22 NSD Program Administration
IDIS Activity: 7632 - 21-22 FMS Finance Part of 20% PA {103708-991901}

Status: Completed 8/1/2023 1:12:13 PM
Location: ,

Objective:
Outcome:
Matrix Code: General Program Administration (21A)
National Objective:

Activity to prevent, prepare for, and respond to Coronavirus: No

Initial Funding Date: 01/05/2022

Description:

Funds will be used to cover the cost of planning, administering, and monitoring the CDBG program to ensure compliance within HUD and City policies and regulations.
The funds are from the 20% Administration cap.

Financing

	Fund Type	Grant Year	Grant	Funded Amount	Drawn In Program Year	Drawn Thru Program Year
CDBG	AD	2021	B21MC480010	$23,062.86	$0.00	$23,062.86
Total	**Total**			**$23,062.86**	**$0.00**	**$23,062.86**

Proposed Accomplishments

Actual Accomplishments

Number assisted:	Owner		Renter		Total		Person	
	Total	Hispanic	Total	Hispanic	Total	Hispanic	Total	Hispanic
White:					0	0		
Black/African American:					0	0		
Asian:					0	0		
American Indian/Alaskan Native:					0	0		
Native Hawaiian/Other Pacific Islander:					0	0		
American Indian/Alaskan Native & White:					0	0		
Asian White:					0	0		
Black/African American & White:					0	0		
American Indian/Alaskan Native & Black/African American:					0	0		
Other multi-racial:					0	0		
Asian/Pacific Islander:					0	0		
Hispanic:					0	0		
Total:	**0**	**0**	**0**	**0**	**0**	**0**	**0**	**0**

Female-headed Households: 0

Income Category:	Owner	Renter	Total	Person
Extremely Low			0	
Low Mod			0	
Moderate			0	
Non Low Moderate			0	
Total	0	0	0	0
Percent Low/Mod				

Annual Accomplishments

No data returned for this view. This might be because the applied filter excludes all data.

PGM Year: 2021
Project: 0001 - 21-22 NSD Program Administration
IDIS Activity: 7633 - 21-22 NSD Community Development Part of 20% PA {103708-991903}

Status: Completed 6/21/2023 9:42:57 PM
Location: ,

Objective:
Outcome:
Matrix Code: General Program Administration (21A)
National Objective:

Activity to prevent, prepare for, and respond to Coronavirus: No

Initial Funding Date: 01/05/2022

Description:

Funds will be used to cover the cost of planning, administering, and monitoring the CDBG program to ensure compliance within HUD and City policies and regulations.
The funds are from the 20% Administration cap.

Financing

	Fund Type	Grant Year	Grant	Funded Amount	Drawn In Program Year	Drawn Thru Program Year
CDBG	AD	2021	B21MC480010	$296,513.92	$0.00	$296,513.92
Total	**Total**			**$296,513.92**	**$0.00**	**$296,513.92**

Proposed Accomplishments

Actual Accomplishments

Number assisted:	Owner		Renter		Total		Person	
	Total	Hispanic	Total	Hispanic	Total	Hispanic	Total	Hispanic
White:					0	0		
Black/African American:					0	0		
Asian:					0	0		
American Indian/Alaskan Native:					0	0		
Native Hawaiian/Other Pacific Islander:					0	0		
American Indian/Alaskan Native & White:					0	0		
Asian White:					0	0		
Black/African American & White:					0	0		
American Indian/Alaskan Native & Black/African American:					0	0		
Other multi-racial:					0	0		
Asian/Pacific Islander:					0	0		
Hispanic:					0	0		
Total:	**0**	**0**	**0**	**0**	**0**	**0**	**0**	**0**

Female-headed Households: 0

Income Category:	Owner	Renter	Total	Person
Extremely Low			0	
Low Mod			0	
Moderate			0	
Non Low Moderate			0	
Total	0	0	0	0
Percent Low/Mod				

Annual Accomplishments

No data returned for this view. This might be because the applied filter excludes all data.

PGM Year: 2021
Project: 0001 - 21-22 NSD Program Administration
IDIS Activity: 7634 - 21-22 NSD Contract Compliance & Reporting Part of 20% PA {103708-991904}

Status: Completed 8/1/2023 1:12:33 PM
Location: ,

Objective:
Outcome:
Matrix Code: General Program Administration (21A)
National Objective:

Activity to prevent, prepare for, and respond to Coronavirus: No

Initial Funding Date: 01/05/2022

Description:

Funds will be used to cover the cost of planning, administering, and monitoring the CDBG program to ensure compliance within HUD and City policies and regulations.
The funds are from the 20% Administration cap.

Financing

	Fund Type	Grant Year	Grant	Funded Amount	Drawn In Program Year	Drawn Thru Program Year
CDBG	AD	2021	B21MC480010	$551,309.39	$0.00	$551,309.39
Total	**Total**			**$551,309.39**	**$0.00**	**$551,309.39**

Proposed Accomplishments

Actual Accomplishments

Number assisted:	Owner		Renter		Total		Person	
	Total	Hispanic	Total	Hispanic	Total	Hispanic	Total	Hispanic
White:					0	0		
Black/African American:					0	0		
Asian:					0	0		
American Indian/Alaskan Native:					0	0		
Native Hawaiian/Other Pacific Islander:					0	0		
American Indian/Alaskan Native & White:					0	0		
Asian White:					0	0		
Black/African American & White:					0	0		
American Indian/Alaskan Native & Black/African American:					0	0		
Other multi-racial:					0	0		
Asian/Pacific Islander:					0	0		
Hispanic:					0	0		
Total:	**0**	**0**	**0**	**0**	**0**	**0**	**0**	**0**

Female-headed Households: 0

Income Category:	Owner	Renter	Total	Person
Extremely Low			0	
Low Mod			0	
Moderate			0	
Non Low Moderate			0	
Total	0	0	0	0
Percent Low/Mod				

Annual Accomplishments

No data returned for this view. This might be because the applied filter excludes all data.

PGM Year: 2021
Project: 0001 - 21-22 NSD Program Administration
IDIS Activity: 7635 - 21-22 NSD Administration & Loan Services {103708-991905}

Status: Completed 6/21/2023 9:45:05 PM
Location: ,

Objective:
Outcome:
Matrix Code: General Program Administration (21A)
National Objective:

Activity to prevent, prepare for, and respond to Coronavirus: No

Initial Funding Date: 01/05/2022

Description:

Funds will be used to cover the cost of planning, administering, and monitoring the CDBG program to ensure compliance within HUD and City policies and regulations.
The funds are from the 20% Administration cap.

Financing

	Fund Type	Grant Year	Grant	Funded Amount	Drawn In Program Year	Drawn Thru Program Year
CDBG	AD	2021	B21MC480010	$273,526.49	$0.00	$273,526.49
Total	**Total**			**$273,526.49**	**$0.00**	**$273,526.49**

Proposed Accomplishments

Actual Accomplishments

Number assisted:	Owner		Renter		Total		Person	
	Total	Hispanic	Total	Hispanic	Total	Hispanic	Total	Hispanic
White:					0	0		
Black/African American:					0	0		
Asian:					0	0		
American Indian/Alaskan Native:					0	0		
Native Hawaiian/Other Pacific Islander:					0	0		
American Indian/Alaskan Native & White:					0	0		
Asian White:					0	0		
Black/African American & White:					0	0		
American Indian/Alaskan Native & Black/African American:					0	0		
Other multi-racial:					0	0		
Asian/Pacific Islander:					0	0		
Hispanic:					0	0		
Total:	**0**	**0**	**0**	**0**	**0**	**0**	**0**	**0**

Female-headed Households: 0

Income Category:	Owner	Renter	Total	Person
Extremely Low			0	
Low Mod			0	
Moderate			0	
Non Low Moderate			0	
Total	0	0	0	0
Percent Low/Mod				

Annual Accomplishments

No data returned for this view. This might be because the applied filter excludes all data.

PGM Year: 2021
Project: 0002 - 21-22 CFW CDBG Program Delivery
IDIS Activity: 7636 - 21-22 Project Delivery for Home Ownership & Housing Services {103708-991906}

Status: Completed 6/21/2023 9:46:09 PM
Location: 908 Monroe St Fort Worth, TX 76102-6306

Objective: Provide decent affordable housing
Outcome: Affordability
Matrix Code: Housing Services - Excluding Housing Counseling, under 24 CFR 5.100 (14J)
National Objective: LMH

Activity to prevent, prepare for, and respond to Coronavirus: No

Initial Funding Date: 01/05/2022

Description:

Homeownership and Housing Services provides direct delivery of the down-payment and closing cost assistance programs and performs intake functions and processing for homebuyer down-payment assistancerehabilitation programs.

Financing

	Fund Type	Grant Year	Grant	Funded Amount	Drawn In Program Year	Drawn Thru Program Year
CDBG	EN	2021	B21MC480010	$134,457.08	$4,319.18	$134,457.08
Total	**Total**			**$134,457.08**	**$4,319.18**	**$134,457.08**

Proposed Accomplishments

Actual Accomplishments

Number assisted:	Owner		Renter		Total		Person	
	Total	Hispanic	Total	Hispanic	Total	Hispanic	Total	Hispanic
White:	0	0	0	0	0	0		0
Black/African American:	0	0	0	0	0	0	0	0
Asian:	0	0	0	0	0	0	0	0
American Indian/Alaskan Native:	0	0	0	0	0	0	0	0
Native Hawaiian/Other Pacific Islander:	0	0	0	0	0	0	0	0
American Indian/Alaskan Native & White:	0	0	0	0	0	0	0	0
Asian White:	0	0	0	0	0	0	0	0
Black/African American & White:	0	0	0	0	0	0	0	0
American Indian/Alaskan Native & Black/African American:	0	0	0	0	0	0	0	0
Other multi-racial:	0	0	0	0	0	0	0	0
Asian/Pacific Islander:	0	0	0	0	0	0	0	0
Hispanic:	0	0	0	0	0	0	0	0
Total:	**0**	**0**	**0**	**0**	**0**	**0**	**0**	**0**

Female-headed Households:	0	0	0

Income Category:

	Owner	Renter	Total	Person
Extremely Low	0	0	0	0
Low Mod	0	0	0	0
Moderate	0	0	0	0
Non Low Moderate	0	0	0	0
Total	0	0	0	0
Percent Low/Mod				

Annual Accomplishments

No data returned for this view. This might be because the applied filter excludes all data.

PGM Year: 2021
Project: 0002 - 21-22 CFW CDBG Program Delivery
IDIS Activity: 7637 - 21-22 NSD Rehab/Construction Management Program Delivery{103708-991909}

Status: Completed 6/21/2023 9:47:17 PM
Location: 818 Missouri Ave Fort Worth, TX 76104-3618

Objective: Create suitable living environments
Outcome: Sustainability
Matrix Code: Rehabilitation Administration (14H)
National Objective: LMC

Activity to prevent, prepare for, and respond to Coronavirus: No

Initial Funding Date: 01/05/2022

Description:

The Home Improvement & Construction Division provides construction management for the Department's various rehab programs,single and particularly Priority Repair Program, the CDBG match portion of the Lead-Safe Program, and the Cowtown Brush Up Program.
This division also provides technical assistance to non-profit organizations which provide rehabilitation-related housing services with City grant funds.
The program staff also provides inspection services, work write up, and final inspection of CDBG-funded single and multi-family rehab projects.
For the Priority Repair Program, program delivery costs include salaries and fringe benefits for staff to perform inspections on 100 Cowtown Brush Up units with a minimum of two inspections per unit.

Financing

	Fund Type	Grant Year	Grant	Funded Amount	Drawn In Program Year	Drawn Thru Program Year
CDBG	EN	2021	B21MC480010	$555,601.35	$23,483.58	$555,601.35
	PI			$14,778.69	$0.00	$14,778.69
Total	**Total**			**$570,380.04**	**$23,483.58**	**$570,380.04**

Proposed Accomplishments

Actual Accomplishments

Number assisted:	Owner		Renter		Total		Person	
	Total	Hispanic	Total	Hispanic	Total	Hispanic	Total	Hispanic
White:	0	0	0	0	0	0		0
Black/African American:	0	0	0	0	0	0	0	0
Asian:	0	0	0	0	0	0	0	0
American Indian/Alaskan Native:	0	0	0	0	0	0	0	0
Native Hawaiian/Other Pacific Islander:	0	0	0	0	0	0	0	0
American Indian/Alaskan Native & White:	0	0	0	0	0	0	0	0
Asian White:	0	0	0	0	0	0	0	0
Black/African American & White:	0	0	0	0	0	0	0	0
American Indian/Alaskan Native & Black/African American:	0	0	0	0	0	0	0	0
Other multi-racial:	0	0	0	0	0	0	0	0

Asian/Pacific Islander:	0	0	0	0	0	0	0	0
Hispanic:	0	0	0	0	0	0	0	0
Total:	**0**	**0**	**0**	**0**	**0**	**0**	**0**	**0**
Female-headed Households:	0		0		0			

Income Category:

	Owner	Renter	Total	Person
Extremely Low	0	0	0	0
Low Mod	0	0	0	0
Moderate	0	0	0	0
Non Low Moderate	0	0	0	0
Total	0	0	0	0
Percent Low/Mod				

Annual Accomplishments

No data returned for this view. This might be because the applied filter excludes all data.

PGM Year: 2021
Project: 0003 - 21-22 Homeowner Housing Rehabilitation
IDIS Activity: 7638 - 21-22 Cowtown Brush Up - Project {103708-991908}

Status: Completed 5/15/2023 2:13:52 PM
Location: 3226 Freddie St Fort Worth, TX 76119-1942

Objective: Create suitable living environments
Outcome: Sustainability
Matrix Code: Rehab; Single-Unit Residential (14A)
National Objective: LMH

Activity to prevent, prepare for, and respond to Coronavirus: No

Initial Funding Date: 01/05/2022

Description:

Trinity Habitat for Humanity will be the designated subrecipients for both the Cowtown Brush Up (CTBU) and Preserve-A-Home (PAH) programs.
The CTBU program covers the costs of scraping, prepping and minor repairs to fascia for preparation of homes that are owner occupied to be painted by volunteers.

Financing

	Fund Type	Grant Year	Grant	Funded Amount	Drawn In Program Year	Drawn Thru Program Year
CDBG	EN	2021	B21MC480010	$454,994.33	$218,256.16	$454,994.33
Total	**Total**			**$454,994.33**	**$218,256.16**	**$454,994.33**

Proposed Accomplishments

Housing Units : 100

Actual Accomplishments

Number assisted:	Owner		Renter		Total		Person	
	Total	Hispanic	Total	Hispanic	Total	Hispanic	Total	Hispanic
White:	17	8	0	0	17	8	0	0
Black/African American:	62	0	0	0	62	0	0	0
Asian:	0	0	0	0	0	0	0	0
American Indian/Alaskan Native:	0	0	0	0	0	0	0	0
Native Hawaiian/Other Pacific Islander:	0	0	0	0	0	0	0	0
American Indian/Alaskan Native & White:	0	0	0	0	0	0	0	0
Asian White:	0	0	0	0	0	0	0	0
Black/African American & White:	2	0	0	0	2	0	0	0
American Indian/Alaskan Native & Black/African American:	0	0	0	0	0	0	0	0
Other multi-racial:	0	0	0	0	0	0	0	0
Asian/Pacific Islander:	0	0	0	0	0	0	0	0
Hispanic:	0	0	0	0	0	0	0	0

Total:	**81**	**8**	**0**	**0**	**81**	**8**	**0**	**0**
Female-headed Households:	67		0		67			

Income Category:

	Owner	Renter	Total	Person
Extremely Low	27	0	27	0
Low Mod	34	0	34	0
Moderate	20	0	20	0
Non Low Moderate	0	0	0	0
Total	81	0	81	0
Percent Low/Mod	100.0%		100.0%	

Annual Accomplishments

Years	Accomplishment Narrative	# Benefitting
2021	The CTBU program covers the costs of scraping, prepping and minor repairs to fascia for preparation of homes that are owner occupied to be painted by volunteers. From Oct 1 to September 30 of the program year, 81 clients were served.	

PGM Year: 2021
Project: 0003 - 21-22 Homeowner Housing Rehabilitation
IDIS Activity: 7639 - 21-22 NSD Priority Repair {103708-991910}

Status: Completed 3/18/2023 9:54:11 PM
Location: 5529 Lovell Ave Fort Worth, TX 76107-5939

Objective: Create suitable living environments
Outcome: Sustainability
Matrix Code: Rehab; Single-Unit Residential (14A)
National Objective: LMH

Activity to prevent, prepare for, and respond to Coronavirus: No

Initial Funding Date: 01/05/2022

Description:

Priority Repair Program makes urgently needed minor repairs on behalf of low income homeowners, primarily for mechanical systems and roofs.
Funds include $150,000 in Program Income.

Financing

	Fund Type	Grant Year	Grant	Funded Amount	Drawn In Program Year	Drawn Thru Program Year
CDBG	EN	2015	B15MC480010	$15,481.00	$0.00	$15,481.00
		2016	B16MC480010	$484.43	$0.00	$484.43
		2017	B17MC480010	$2,089.96	$0.00	$2,089.96
		2021	B21MC480010	$641,118.71	$429,710.76	$641,118.71
	PI			$7,718.93	$0.00	$7,718.93
Total	**Total**			**$666,893.03**	**$429,710.76**	**$666,893.03**

Proposed Accomplishments

Housing Units : 230

Actual Accomplishments

Number assisted:	Owner		Renter		Total		Person	
	Total	Hispanic	Total	Hispanic	Total	Hispanic	Total	Hispanic
White:	7	4	0	0	7	4	0	0
Black/African American:	12	0	0	0	12	0	0	0
Asian:	0	0	0	0	0	0	0	0
American Indian/Alaskan Native:	0	0	0	0	0	0	0	0
Native Hawaiian/Other Pacific Islander:	0	0	0	0	0	0	0	0
American Indian/Alaskan Native & White:	0	0	0	0	0	0	0	0
Asian White:	0	0	0	0	0	0	0	0
Black/African American & White:	0	0	0	0	0	0	0	0
American Indian/Alaskan Native & Black/African American:	0	0	0	0	0	0	0	0

Other multi-racial:	0	0	0	0	0	0	0	0
Asian/Pacific Islander:	0	0	0	0	0	0	0	0
Hispanic:	0	0	0	0	0	0	0	0
Total:	**19**	**4**	**0**	**0**	**19**	**4**	**0**	**0**
Female-headed Households:	14		0		14			

Income Category:

	Owner	Renter	Total	Person
Extremely Low	11	0	11	0
Low Mod	8	0	8	0
Moderate	0	0	0	0
Non Low Moderate	0	0	0	0
Total	19	0	19	0
Percent Low/Mod	100.0%		100.0%	

Annual Accomplishments

Years	Accomplishment Narrative	# Benefitting
2021	Priority Repair Program makes urgently needed minor repairs on behalf of low income homeowners, primarily for mechanical systems and roofs. From Oct 1 to Sept 30 of the Program Year, 19 clients received services.	

PGM Year: 2021
Project: 0003 - 21-22 Homeowner Housing Rehabilitation
IDIS Activity: 7640 - Trinity Habitat for Humanity Preserve a Home Program - Como {103708-991950}

Status: Canceled 7/7/2023 2:50:03 PM
Location: 9333 N Normandale St Fort Worth, TX 76116-2858

Objective: Create suitable living environments
Outcome: Sustainability
Matrix Code: Rehab; Single-Unit Residential (14A)
National Objective: LMH

Activity to prevent, prepare for, and respond to Coronavirus: No

Initial Funding Date: 01/05/2022

Description:

The purpose of the project is to restore homes for low-income persons from the Como neighborhood in Fort Worth.
As a partner with the City's Lead-Safe Program, Trinity Habitat fro Humanity will perform exterior work that is needed.
Proposed improvements include replacingrepairing siding, roof replacementrepair, replacingreglazing windows and doors and, replacing trim and painting.

Financing

No data returned for this view. This might be because the applied filter excludes all data.

Proposed Accomplishments

Housing Units : 40

Actual Accomplishments

Number assisted:	Owner		Renter		Total		Person	
	Total	Hispanic	Total	Hispanic	Total	Hispanic	Total	Hispanic
White:	0	0	0	0	0	0		0
Black/African American:	0	0	0	0	0	0	0	0
Asian:	0	0	0	0	0	0	0	0
American Indian/Alaskan Native:	0	0	0	0	0	0	0	0
Native Hawaiian/Other Pacific Islander:	0	0	0	0	0	0	0	0
American Indian/Alaskan Native & White:	0	0	0	0	0	0	0	0
Asian White:	0	0	0	0	0	0	0	0
Black/African American & White:	0	0	0	0	0	0	0	0

American Indian/Alaskan Native & Black/African American:	0	0	0	0	0	0	0	0
Other multi-racial:	0	0	0	0	0	0	0	0
Asian/Pacific Islander:	0	0	0	0	0	0	0	0
Hispanic:	0	0	0	0	0	0	0	0
Total:	**0**	**0**	**0**	**0**	**0**	**0**	**0**	**0**
Female-headed Households:	0		0		0			

Income Category:

	Owner	Renter	Total	Person
Extremely Low	0	0	0	0
Low Mod	0	0	0	0
Moderate	0	0	0	0
Non Low Moderate	0	0	0	0
Total	0	0	0	0
Percent Low/Mod				

Annual Accomplishments

No data returned for this view. This might be because the applied filter excludes all data.

PGM Year: 2021
Project: 0005 - 21-22 Accessibility Improvements
IDIS Activity: 7641 - 21-22 REACH, Inc. Project Ramp {103708-991911}

Status: Completed 11/22/2022 6:31:46 PM
Location: 2117 Loving Ave Fort Worth, TX 76164-7812

Objective: Create suitable living environments
Outcome: Availability/accessibility
Matrix Code: Rehab; Single-Unit Residential (14A)
National Objective: LMH

Activity to prevent, prepare for, and respond to Coronavirus: No

Initial Funding Date: 01/05/2022

Description:

The program will install ramps, handrails and grab bars at the homes of individuals with mobility impairments in accordance with specifications outlined in the ADA Accessibility Guidelines and City requirements.

Financing

	Fund Type	Grant Year	Grant	Funded Amount	Drawn In Program Year	Drawn Thru Program Year
CDBG	EN	2021	B21MC480010	$115,000.00	$0.00	$115,000.00
Total	**Total**			**$115,000.00**	**$0.00**	**$115,000.00**

Proposed Accomplishments

Housing Units : 65

Actual Accomplishments

Number assisted:	Owner		Renter		Total		Person	
	Total	Hispanic	Total	Hispanic	Total	Hispanic	Total	Hispanic
White:	23	9	0	0	23	9	0	0
Black/African American:	29	0	0	0	29	0	0	0
Asian:	0	0	0	0	0	0	0	0
American Indian/Alaskan Native:	0	0	0	0	0	0	0	0
Native Hawaiian/Other Pacific Islander:	0	0	0	0	0	0	0	0
American Indian/Alaskan Native & White:	0	0	0	0	0	0	0	0
Asian White:	0	0	0	0	0	0	0	0
Black/African American & White:	0	0	0	0	0	0	0	0
American Indian/Alaskan Native & Black/African American:	0	0	0	0	0	0	0	0
Other multi-racial:	1	0	0	0	1	0	0	0
Asian/Pacific Islander:	0	0	0	0	0	0	0	0
Hispanic:	0	0	0	0	0	0	0	0

Total:	**53**	**9**	**0**	**0**	**53**	**9**	**0**	**0**
Female-headed Households:	18		0		18			

Income Category:

	Owner	Renter	Total	Person
Extremely Low	21	0	21	0
Low Mod	20	0	20	0
Moderate	12	0	12	0
Non Low Moderate	0	0	0	0
Total	53	0	53	0
Percent Low/Mod	100.0%		100.0%	

Annual Accomplishments

Years	Accomplishment Narrative	# Benefitting
2021	The program will install ramps, handrails and grab bars at the homes of individuals with mobility impairments in accordance with specifications outlined in the ADA Accessibility Guidelines and City requirements. From Oct 1, 2021 to September 30, 2022 of the program year, a total of 53 clients received services.	

PGM Year: 2021
Project: 0006 - 21-22 Poverty Reduction Programs
IDIS Activity: 7642 - 21-22 The Ladder Alliance - Employment Training {103708-991922}

Status: Completed 11/22/2022 6:32:43 PM
Location: 1100 Hemphill St Ste 302 Fort Worth, TX 76104-4675

Objective: Create economic opportunities
Outcome: Sustainability
Matrix Code: Employment Training (05H)
National Objective: LMC

Activity to prevent, prepare for, and respond to Coronavirus: No

Initial Funding Date: 01/10/2022

Description:

The Program consist of the, Basic Computer Skills Training (BCST), Job Seekers, Microsoft Office Specialist Training (MOST), Professional Office Skills Training (POST) which provides income-eligible Fort Worth residents with professional skills.The program will also increase earnings for women by offering a robust, high-level job training program.
We continue to serve all vulnerable populations; however, this proposal is specifically targeting Hispanic women.
By offering our services in Spanish we hope to make an even bigger impact in the Hispanic population than we have been able to before.
Since our first class, we have received wonderful feedback from the students, many of whom said they are happy to be able to take a class that is offered in a language they are most familiar and comfortable with.
The Ladder Alliance provides the technical skills, confidence and cultural capital to low-income women and victims of domestic violence.
We track low-to moderate income through AMI, and use HUD designated categories.
At the beginning of every class, each student is required to complete the questions provided by the City of Fort Worth's CDBG forms.
Questions include monthly income; source of income (all unearned income and all earned income from adults in household, such as child support, TANF, unemployment benefits, retirement, SSI, SSD, paycheck, etc.); total number of household members and anticipated annual household income.
Personal information includes gender; race; ethnicity; disabled; head of household.CDBG funds will be used to pay for a percentage of salaries for Program employees.
Some salaries will have an agreed percentage charged throughout the contract year.
The percentage of any Program's salary will not exceed the percentage of Fort Worth clients participating in the Program.Location -One Safe Place: Monday-Thursday 9 a.m.-11:30 a.m.; 12:30 p.m.-3:00 p.m.; MW 6:30 p.m.-8:30 p.m.
TTR 6:30 p.m.-8:30 p.m.
(22+ offerings)Location -Opening Doors for Women in Need (ODWIN) 3500 Horne St.
Monday-Thursday 9 a.m.
- 11:30 a.m.

Financing

	Fund Type	Grant Year	Grant	Funded Amount	Drawn In Program Year	Drawn Thru Program Year
CDBG	EN	2021	B21MC480010	$66,305.34	$0.00	$66,305.34
Total	**Total**			**$66,305.34**	**$0.00**	**$66,305.34**

Proposed Accomplishments

People (General) : 225

Actual Accomplishments

Number assisted:	Owner		Renter		Total		Person	
	Total	Hispanic	Total	Hispanic	Total	Hispanic	Total	Hispanic

White:	0	0	0	0	0	0	93	85
Black/African American:	0	0	0	0	0	0	45	0
Asian:	0	0	0	0	0	0	3	0
American Indian/Alaskan Native:	0	0	0	0	0	0	0	0
Native Hawaiian/Other Pacific Islander:	0	0	0	0	0	0	0	0
American Indian/Alaskan Native & White:	0	0	0	0	0	0	1	0
Asian White:	0	0	0	0	0	0	0	0
Black/African American & White:	0	0	0	0	0	0	8	0
American Indian/Alaskan Native & Black/African American:	0	0	0	0	0	0	0	0
Other multi-racial:	0	0	0	0	0	0	11	0
Asian/Pacific Islander:	0	0	0	0	0	0	0	0
Hispanic:	0	0	0	0	0	0	0	0
Total:	**0**	**0**	**0**	**0**	**0**	**0**	**161**	**85**
Female-headed Households:	0		0		0			

Income Category:

	Owner	Renter	Total	Person
Extremely Low	0	0	0	51
Low Mod	0	0	0	51
Moderate	0	0	0	42
Non Low Moderate	0	0	0	17
Total	0	0	0	161
Percent Low/Mod				89.4%

Annual Accomplishments

Years	Accomplishment Narrative	# Benefitting
2021	The Program consist of the, Basic Computer Skills Training (BCST), Job Seekers, Microsoft Office Specialist Training (MOST), Professional Office Skills Training (POST) which provides income-eligible Fort Worth residents with professional skills. From October 1 to September 30 of the program year, a total of 161 individuals received services.	

PGM Year: 2021

Project: 0006 - 21-22 Poverty Reduction Programs

IDIS Activity: 7643 - 21-22 Family Pathfinders - Poverty Reduction and Household Stabilization {103708-9919D0}

Status: Completed 11/22/2022 6:35:36 PM
Location: 6550 Camp Bowie Blvd Ste 111 Suite 111 Fort Worth, TX 76116-4353

Objective: Create economic opportunities
Outcome: Sustainability
Matrix Code: Employment Training (05H)
National Objective: LMC

Activity to prevent, prepare for, and respond to Coronavirus: No

Initial Funding Date: 01/10/2022

Description:

Pathfinders evidence-based Financial Coaching program motivates individuals to adopt positive financial management behaviors and builds assets that lead to financial stability and crisis resistance.
Financial coaching focuses on individual financial practices and aims to motivate positive changes leading to self-sufficiency.
Clients participate in small group and one-on-one financial coaching sessions of 60-90 minutes each and are available in English and Spanish.
Topics include: budgeting, banking, borrowing, credit and asset building.
Financial coaching sessions are offered virtually and in-person.
80% of participants will be better able to manage their finances as evidenced by: increasing savings, reducing debt, better ability to pay bills on time, decreasing use of payday loans, increasing credit, creating a budget, identifying financial goals, or designing a savings plan.
Additionally, Pathfinders will provide supportive services in the form of rental and utilities assistance.CDBG funds will be used to pay Program Staff Salaries and fringe benefits; Supplies and Services; Facility Operations and Utilities, Legal, Financial, Insurance and Direct Assistance toparticipants.Program services will be available at 6550 Camp Bowie Blvd, Suite 111, Fort Worth, TX 76116, Monday through Friday, 9:00 a.m.
to 5:00 P.M.
with evening hours as requested.
Participants will participate in financial coaching in person or virtually.

Financing

	Fund Type	Grant Year	Grant	Funded Amount	Drawn In Program Year	Drawn Thru Program Year
CDBG	EN	2021	B21MC480010	$49,407.46	$0.00	$49,407.46
Total	**Total**			**$49,407.46**	**$0.00**	**$49,407.46**

Proposed Accomplishments

People (General) : 117

Actual Accomplishments

Number assisted:	Owner		Renter		Total		Person	
	Total	Hispanic	Total	Hispanic	Total	Hispanic	Total	Hispanic
White:	0	0	0	0	0	0	62	40
Black/African American:	0	0	0	0	0	0	32	0
Asian:	0	0	0	0	0	0	4	0
American Indian/Alaskan Native:	0	0	0	0	0	0	0	0

Native Hawaiian/Other Pacific Islander:	0	0	0	0	0	0	1	0
American Indian/Alaskan Native & White:	0	0	0	0	0	0	1	0
Asian White:	0	0	0	0	0	0	2	0
Black/African American & White:	0	0	0	0	0	0	4	0
American Indian/Alaskan Native & Black/African American:	0	0	0	0	0	0	2	0
Other multi-racial:	0	0	0	0	0	0	11	0
Asian/Pacific Islander:	0	0	0	0	0	0	0	0
Hispanic:	0	0	0	0	0	0	0	0
Total:	**0**	**0**	**0**	**0**	**0**	**0**	**119**	**40**
Female-headed Households:	0		0		0			

Income Category:

	Owner	Renter	Total	Person
Extremely Low	0	0	0	62
Low Mod	0	0	0	28
Moderate	0	0	0	29
Non Low Moderate	0	0	0	0
Total	0	0	0	119
Percent Low/Mod				100.0%

Annual Accomplishments

Years	Accomplishment Narrative	# Benefitting
2021	Pathfinders evidence-based Financial Coaching program motivates individuals to adopt positive financial management behaviors and builds assets that lead to financial stability and crisis resistance. From October 1 - September 30 of the program year, 119 clients received services.	

PGM Year: 2021
Project: 0007 - 21-22 Affordable Housing
IDIS Activity: 7644 - 21-22 Housing Channel- Counseling & Foreclosure {103708-991938}

Status: Completed 11/22/2022 6:37:26 PM
Location: 2900 Airport Fwy Fort Worth, TX 76111-3918

Objective: Provide decent affordable housing
Outcome: Affordability
Matrix Code: Housing Counseling only, under 24 CFR 5.100 (05U)
National Objective: LMC

Activity to prevent, prepare for, and respond to Coronavirus: No

Initial Funding Date: 01/10/2022

Description:

The Program will provide homeownership training in accordance with HUD requirements, including in-depth one-on-one pre-purchase housing counseling and group education workshopsconsisting of money management including basic debt management, household budgeting, consumer education, landscaping, routine maintenance, and a review of the (HAP) program requirements as well as foreclosure prevention services to income-eligible home buyers and homeowners.Agency's Program services will be available through phone counseling sessions and virtual meetings and classes.
Agency intends to resume with normal program procedure as social distancing guidelines are lifted by government order.
If and when classes can be held in person they will resume at the Agency's office.
CDBG funds will be used to pay for salaries for staff involved in housing counseling and education, directly-related coordination and staff support.
CDBG funds will also be used to pay for part of the facility rent.
The percentage of any Program employee's salary will not exceed the percentage of Fort Worth clients participating in the Program and shall be cost allocated in accordance with the amount applicable to the CDBG funded Program.Agency office location 2900 Airport Freeway, Fort Worth, TX 76111.
Regular office hours are Monday through Friday, 8:00 a.m.
to 5:00 p.m.
Classes are scheduled primarily during the weekdays and on Saturdays.

Financing

	Fund Type	Grant Year	Grant	Funded Amount	Drawn In Program Year	Drawn Thru Program Year
CDBG	EN	2021	B21MC480010	$118,672.13	$0.00	$118,672.13
Total	**Total**			**$118,672.13**	**$0.00**	**$118,672.13**

Proposed Accomplishments

People (General) : 375

Actual Accomplishments

Number assisted:	Owner		Renter		Total		Person	
	Total	Hispanic	Total	Hispanic	Total	Hispanic	Total	Hispanic
White:	0	0	0	0	0	0	63	38
Black/African American:	0	0	0	0	0	0	132	1
Asian:	0	0	0	0	0	0	1	0
American Indian/Alaskan Native:	0	0	0	0	0	0	2	0
Native Hawaiian/Other Pacific Islander:	0	0	0	0	0	0	1	0

American Indian/Alaskan Native & White:	0	0	0	0	0	0	0	0
Asian White:	0	0	0	0	0	0	0	0
Black/African American & White:	0	0	0	0	0	0	46	0
American Indian/Alaskan Native & Black/African American:	0	0	0	0	0	0	1	0
Other multi-racial:	0	0	0	0	0	0	18	0
Asian/Pacific Islander:	0	0	0	0	0	0	0	0
Hispanic:	0	0	0	0	0	0	0	0
Total:	**0**	**0**	**0**	**0**	**0**	**0**	**264**	**39**
Female-headed Households:	0		0		0			

Income Category:

	Owner	Renter	Total	Person
Extremely Low	0	0	0	57
Low Mod	0	0	0	61
Moderate	0	0	0	102
Non Low Moderate	0	0	0	44
Total	0	0	0	264
Percent Low/Mod				83.3%

Annual Accomplishments

Years	Accomplishment Narrative	# Benefitting
2021	Program provided homeownership training in accordance with HUD requirements, including in-depth one-on-one pre-purchase housing counseling and group education workshops. From October 1 to September 30 of the program year, the Agency served 264 unduplicated clients.	

PGM Year: 2021

Project: 0008 - 21-22 Reading & Educational Support Services

IDIS Activity: 7645 - 21-22 AB Christian Learning Center {103708-991925}

Status: Completed 11/22/2022 6:40:13 PM
Location: 5005 Brentwood Stair Rd Ste 200 Suite 200 Fort Worth, TX 76112-2839

Objective: Create suitable living environments
Outcome: Sustainability
Matrix Code: Child Care Services (05L)
National Objective: LMC

Activity to prevent, prepare for, and respond to Coronavirus: No

Initial Funding Date: 01/10/2022

Description:

The Program provides after-school academic tutoring with a STEM (Science, Technology, Engineering and Mathematics) component to children ages 5 to 12 years of age.
Each child will receive a nutritional snack, tutoring and homework assistance.
Reading assessments will be conducted on each student at the beginning and at the end of the Program to determine student progress.CDBG Funds will be used to pay for salaries and FICA for Program employees, and participants' membership fees charged by the service location (community center).
The percentage of any Program employee's salary will not exceed the percentage of Fort Worth clients participating in the Program and shall be cost allocated in accordance with the amount applicable to the CDBG funded Program.Agency's office is located at 5005 Brentwood Stair Road, Suite 200, Fort Worth, TX 76112.
Agency will provide Program services October 2020 through May 2021 at the following City ofFort Worth Neighborhood Center location on the following days and times:Martin Luther King Jr.
Community Center Monday through Friday:5565 Truman Drive, Fort Worth, TX 76112Kindergarten service will be provided 8:00 A.M.
to 3:30 P.M., andKindergarten through 5th grade students, 3:30 to 6:00 pm

Financing

	Fund Type	Grant Year	Grant	Funded Amount	Drawn In Program Year	Drawn Thru Program Year
CDBG	EN	2021	B21MC480010	$66,672.27	$0.00	$66,672.27
Total	**Total**			**$66,672.27**	**$0.00**	**$66,672.27**

Proposed Accomplishments

People (General) : 30

Actual Accomplishments

Number assisted:	Owner		Renter		Total		Person	
	Total	Hispanic	Total	Hispanic	Total	Hispanic	Total	Hispanic
White:	0	0	0	0	0	0	3	2
Black/African American:	0	0	0	0	0	0	35	0
Asian:	0	0	0	0	0	0	0	0
American Indian/Alaskan Native:	0	0	0	0	0	0	0	0
Native Hawaiian/Other Pacific Islander:	0	0	0	0	0	0	0	0
American Indian/Alaskan Native & White:	0	0	0	0	0	0	0	0
Asian White:	0	0	0	0	0	0	0	0

Black/African American & White:	0	0	0	0	0	0	2	0
American Indian/Alaskan Native & Black/African American:	0	0	0	0	0	0	0	0
Other multi-racial:	0	0	0	0	0	0	0	0
Asian/Pacific Islander:	0	0	0	0	0	0	0	0
Hispanic:	0	0	0	0	0	0	0	0
Total:	**0**	**0**	**0**	**0**	**0**	**0**	**40**	**2**
Female-headed Households:	0		0		0			

Income Category:

	Owner	Renter	Total	Person
Extremely Low	0	0	0	19
Low Mod	0	0	0	16
Moderate	0	0	0	3
Non Low Moderate	0	0	0	2
Total	0	0	0	40
Percent Low/Mod				95.0%

Annual Accomplishments

Years	Accomplishment Narrative	# Benefitting
2021	AB Christian Learning Center Program provided after-school academic tutoring with a STEM (Science, Technology, Engineering and Mathematics) component to children ages 5 to 12 years of age. Each child received a nutritional snack, tutoring and homework assistance. Reading assessments were conducted on each student at the beginning and at the end of the Program to determine student progress. From October 1, 2021 to September 30, 2022, the City of Fort Worth reimbursed the agency $66,672.27 in CDBG funds. CDBG funds were used to pay for Salaries for the Program Personnel, and participantsâ¿¿ membership fees charged by the service location (community center). The agency served 40 unduplicated clients during the contract year.	

PGM Year: 2021

Project: 0008 - 21-22 Reading & Educational Support Services

IDIS Activity: 7646 - -21-22 AB Christian Learning Center Freedom School Summer Reading Program {103708-991925}

Status: Completed 11/22/2022 6:42:30 PM
Location: 5005 Brentwood Stair Rd Ste 200 Suite 200 Fort Worth, TX 76112-2839

Objective: Create economic opportunities
Outcome: Affordability
Matrix Code: Child Care Services (05L)
National Objective: LMC

Activity to prevent, prepare for, and respond to Coronavirus: No

Initial Funding Date: 01/10/2022

Description:

The purpose of this project is to provide Public Services to lowmoderate income individuals and families.The program is a continuing program which AB Christian Learning Center implemented in since 2014.
In summer 2014 and 2015, ABCLC sponsored 1 Freedom School (FS) site.
In summer 2016 ABCLC sponsored 2 FS sites.
In summer 2017 ABCLC sponsored 3 FS Sites.
In summer 2018 ABCLC sponsored 4 FS sites, and in 2019 5 FS sites.
In summer 2020, we originally proposed 7 FS sites, however due to the Pandemic, we had to reduce to 5 FS sites.
During summer 2021, ABCLC will sponsor 8 FS sites, and for the summer of 2022 we anticipate sponsoring at least 10 FS sites.
Each year, students enrolled in our program post test indicated an increase in their reading grade levels, even during the Pandemic.
Three sites will be partially funded by this proposal.The project serves only Fort Worth residents.
CDBG funds will pay for program personnel, teaching aids, facilities, andprogram related expenses.
Proposed services will be provided from June 20 thru July 20, 2022 (6 weeks), and will operate Monday thru Friday from 8:00 am to 3:00 pm (35 hours per week)5565 Truman DriveFort Worth, Texas 76112

Financing

	Fund Type	Grant Year	Grant	Funded Amount	Drawn In Program Year	Drawn Thru Program Year
CDBG	EN	2021	B21MC480010	$65,303.00	$0.00	$65,303.00
Total	**Total**			**$65,303.00**	**$0.00**	**$65,303.00**

Proposed Accomplishments

People (General) : 50

Actual Accomplishments

Number assisted:	Owner		Renter		Total		Person	
	Total	Hispanic	Total	Hispanic	Total	Hispanic	Total	Hispanic
White:	0	0	0	0	0	0	4	0
Black/African American:	0	0	0	0	0	0	127	0
Asian:	0	0	0	0	0	0	0	0
American Indian/Alaskan Native:	0	0	0	0	0	0	1	0
Native Hawaiian/Other Pacific Islander:	0	0	0	0	0	0	0	0

American Indian/Alaskan Native & White:	0	0	0	0	0	0	0	0
Asian White:	0	0	0	0	0	0	0	0
Black/African American & White:	0	0	0	0	0	0	10	0
American Indian/Alaskan Native & Black/African American:	0	0	0	0	0	0	0	0
Other multi-racial:	0	0	0	0	0	0	0	0
Asian/Pacific Islander:	0	0	0	0	0	0	0	0
Hispanic:	0	0	0	0	0	0	0	0
Total:	**0**	**0**	**0**	**0**	**0**	**0**	**142**	**0**
Female-headed Households:	0		0		0			

Income Category:

	Owner	Renter	Total	Person
Extremely Low	0	0	0	81
Low Mod	0	0	0	37
Moderate	0	0	0	14
Non Low Moderate	0	0	0	10
Total	0	0	0	142
Percent Low/Mod				93.0%

Annual Accomplishments

Years	Accomplishment Narrative	# Benefitting
2021	AB Christian Learning Center followed the Childrenâ¿¿s Defense Fund (CDF) Freedom Schoolsâ¿¿ research-based and multicultural curriculum in delivering Summer school classes to children and youth, ages 5 to 12 that supported children and families. The Program sought referrals from area and neighborhood elementary schools of children in need of these services and proactively coordinated and communicated with FWISD for such referrals. Program conducted pre- and post-tests. From October 1, 2021 to September 30, 2022, the City of Fort Worth reimbursed the agency $65,303.00 in CDBG funds. CDBG funds were used to pay for Salaries for the Program Personnel and Program Supplies and Services. The agency served 142 unduplicated clients during the contract year.	

PGM Year: 2021
Project: 0008 - 21-22 Reading & Educational Support Services
IDIS Activity: 7647 - 21-22 United Community Centers Center {103708-991930}

Status: Completed 11/22/2022 6:43:09 PM
Location: 3900 Meadowbrook Dr Ste 122 Fort Worth, TX 76103-2602

Objective: Create suitable living environments
Outcome: Sustainability
Matrix Code: Child Care Services (05L)
National Objective: LMC

Activity to prevent, prepare for, and respond to Coronavirus: No

Initial Funding Date: 01/10/2022

Description:

The Educational Enrichment program will provide a child care literacy program.The Program will assist children in pre-k to 13 years of age with reading, writing, comprehension and increased literacy skills, in addition to the licensed child care after-school program during the regular school year and full-day during the summer.
The after school program classes are aligned with the Fort Worth ISD Calendar and the full-day summer program is ten consecutive weeks during the summer that runs from early June to mid-August.CDBG Funds will be used to pay for a percentage of salaries for Program employees.Agency's main office is located at 3900 Meadowbrook Drive, Fort Worth, Texas 76103Agency Program services will be provided Monday through Friday, 2:00 p.m.
to 6:00 p.m.
for the after-school program and 7:00 am to 6:00 pm for the full-day summer program and on school waiver daysholidays.Services will be provided at the following locations:United Community Center- Wesley, 3600 N.
Crump St., Fort Worth, Texas 76106United Community Center- Bethlehem, 951 Evans Avenue, Fort Worth, Texas 76104United Community Center- Poly, 3100 Avenue I, Fort Worth, Texas 76105

Financing

	Fund Type	Grant Year	Grant	Funded Amount	Drawn In Program Year	Drawn Thru Program Year
CDBG	EN	2021	B21MC480010	$100,000.00	$0.00	$100,000.00
Total	**Total**			**$100,000.00**	**$0.00**	**$100,000.00**

Proposed Accomplishments

People (General) : 200

Actual Accomplishments

Number assisted:	Owner		Renter		Total		Person	
	Total	Hispanic	Total	Hispanic	Total	Hispanic	Total	Hispanic
White:	0	0	0	0	0	0	179	179
Black/African American:	0	0	0	0	0	0	24	1
Asian:	0	0	0	0	0	0	0	0
American Indian/Alaskan Native:	0	0	0	0	0	0	0	0
Native Hawaiian/Other Pacific Islander:	0	0	0	0	0	0	0	0
American Indian/Alaskan Native & White:	0	0	0	0	0	0	0	0
Asian White:	0	0	0	0	0	0	0	0

Black/African American & White:	0	0	0	0	0	0	1	1
American Indian/Alaskan Native & Black/African American:	0	0	0	0	0	0	0	0
Other multi-racial:	0	0	0	0	0	0	1	1
Asian/Pacific Islander:	0	0	0	0	0	0	0	0
Hispanic:	0	0	0	0	0	0	0	0
Total:	**0**	**0**	**0**	**0**	**0**	**0**	**205**	**182**
Female-headed Households:	0		0		0			

Income Category:

	Owner	Renter	Total	Person
Extremely Low	0	0	0	90
Low Mod	0	0	0	85
Moderate	0	0	0	22
Non Low Moderate	0	0	0	8
Total	0	0	0	205
Percent Low/Mod				96.1%

Annual Accomplishments

Years	Accomplishment Narrative	# Benefitting
2021	The Educational Enrichment, Literacy for Life, program provided a child care literacy program. The Program assisted children in pre-k to 13 years of age with reading, writing, comprehension and increased literacy skills, in addition to the licensed child care after-school program during the regular school year and full-day during the summer. From Oct 1 to September 30 of the program year, 205 youth received services.	

PGM Year: 2021
Project: 0009 - 21-22 Youth Services
IDIS Activity: 7648 - 21-22 Boys & Girls Club {103708-991934}

Status: Completed 11/22/2022 6:44:28 PM
Location: 4651 Ramey Ave Fort Worth, TX 76105-3645

Objective: Create suitable living environments
Outcome: Sustainability
Matrix Code: Youth Services (05D)
National Objective: LMC

Activity to prevent, prepare for, and respond to Coronavirus: No

Initial Funding Date: 01/10/2022

Description:

The Youth Development program at the Boys & Girls Club Eastside Branch and community is open to school aged youth, ages 6-18 years old, year round providing out of school time enrichment activities that promote positive youth development.
The Eastside Club's youth development program equips youth with the building blocks needed for positive cognitive, social, emotional, and physical development so they can thrive and be resilient in their lives.
Through the onsite program and Mobile Clubhouse Experience, Boys & Girls Club drives outcomes in academic engagement, and overall health and wellness for kids in the Stop Six and surrounding communities.Standard services provided include: Youth development activities (STEM, High Yield Learning, Health & Fitness) Targeted Programs (Mentoring, College & Career Preparation, Social, Emotional, and Mental Health Support, Prevention & Intervention) Meal Distribution Basic Needs Resources and Referral Services Resource and Activity kit distribution Virtual programming Technology and Internet accessCDBG Funds will be used to pay for salaries for program employees and officeprogram supplies in accordance with the amount applicable to the CDBG funded Program.Agency's office and Program services will be available:Eastside Branch, 4651 Ramey Ave, Fort Worth TX 761053:30pm to 6:30 pm Monday - Friday (begins at 9:30 AM during summer and special school holiday club service days)

Financing

	Fund Type	Grant Year	Grant	Funded Amount	Drawn In Program Year	Drawn Thru Program Year
CDBG	EN	2021	B21MC480010	$60,000.00	$0.00	$60,000.00
Total	**Total**			**$60,000.00**	**$0.00**	**$60,000.00**

Proposed Accomplishments

People (General) : 350

Actual Accomplishments

Number assisted:	Owner		Renter		Total		Person	
	Total	Hispanic	Total	Hispanic	Total	Hispanic	Total	Hispanic
White:	0	0	0	0	0	0	43	16
Black/African American:	0	0	0	0	0	0	63	0
Asian:	0	0	0	0	0	0	0	0
American Indian/Alaskan Native:	0	0	0	0	0	0	0	0
Native Hawaiian/Other Pacific Islander:	0	0	0	0	0	0	0	0
American Indian/Alaskan Native & White:	0	0	0	0	0	0	0	0
Asian White:	0	0	0	0	0	0	0	0

Black/African American & White:	0	0	0	0	0	0	6	0
American Indian/Alaskan Native & Black/African American:	0	0	0	0	0	0	0	0
Other multi-racial:	0	0	0	0	0	0	0	0
Asian/Pacific Islander:	0	0	0	0	0	0	0	0
Hispanic:	0	0	0	0	0	0	0	0
Total:	**0**	**0**	**0**	**0**	**0**	**0**	**112**	**16**
Female-headed Households:	0		0		0			

Income Category:

	Owner	Renter	Total	Person
Extremely Low	0	0	0	68
Low Mod	0	0	0	20
Moderate	0	0	0	18
Non Low Moderate	0	0	0	6
Total	0	0	0	112
Percent Low/Mod				94.6%

Annual Accomplishments

Years	Accomplishment Narrative	# Benefitting
2021	The Youth Development program at the Boys & Girls Club Eastside Branch and community served 112 school aged youth, ages 6-18 years old, from October 1 - September 30 of the program year, by providing out of school time enrichment activities that promote positive youth development.	

PGM Year: 2021
Project: 0009 - 21-22 Youth Services
IDIS Activity: 7649 - 21-22 Artes de la Rosa - Artes Academy {103708-9919D7}

Status: Completed 11/22/2022 6:50:31 PM
Location: 1440 N Main St Fort Worth, TX 76164-9119

Objective: Create suitable living environments
Outcome: Sustainability
Matrix Code: Youth Services (05D)
National Objective: LMC

Activity to prevent, prepare for, and respond to Coronavirus: No

Initial Funding Date: 01/10/2022

Description:

Artes Academy will provide an afterschool youth cultural program in fine arts education specializing in theater, dance, music, creative writing and visual for childrenyouth in grades 3rd-12th (ages 8-18).
The Program's mission is to provide affordable youth cultural programming that builds and cultivates on life skills, student character development, social and emotional learning, strengthening literacy, and STEAM (Science, Technology, Engineering, Arts, Mathematics) initiatives that are necessary for our young people to engage as contributing members to society by providing 4 sessions throughout the year with a total of 122 classes.Sessions are provided in a graduated series, Tier I through Tier II, with a curriculum for the higher Tier based on knowledge and skills learned at the lower Tier.
Successful completion of Tier I is a pre-requisite for participation in Tier II.CDBG Funds will be used to pay for salary will not exceed the percentage of Fort Worth clients participating in the Program.Agency will provide Program services October 2021 through September 2022 at the following location on the following days and times:1440 North Main Street, Fort Worth, TX 76164Monday to Thursday from 5:00 pm to 7:00pm (12 weeks in Spring and Fall Sessions Tier I)Monday to Friday from 1030am to 3:30 pm (3 weeks in Summer Camp I Session Tier I)Monday Friday from 10:30 am to 1:30 pm (2 weeks in Summer Camp II Session Tier II)

Financing

	Fund Type	Grant Year	Grant	Funded Amount	Drawn In Program Year	Drawn Thru Program Year
CDBG	EN	2021	B21MC480010	$54,718.37	$0.00	$54,718.37
Total	**Total**			**$54,718.37**	**$0.00**	**$54,718.37**

Proposed Accomplishments

People (General) : 68

Actual Accomplishments

Number assisted:	Owner		Renter		Total		Person	
	Total	Hispanic	Total	Hispanic	Total	Hispanic	Total	Hispanic
White:	0	0	0	0	0	0	74	74
Black/African American:	0	0	0	0	0	0	3	2
Asian:	0	0	0	0	0	0	2	0
American Indian/Alaskan Native:	0	0	0	0	0	0	0	0
Native Hawaiian/Other Pacific Islander:	0	0	0	0	0	0	0	0
American Indian/Alaskan Native & White:	0	0	0	0	0	0	0	0
Asian White:	0	0	0	0	0	0	0	0

Black/African American & White:	0	0	0	0	0	0	0	0
American Indian/Alaskan Native & Black/African American:	0	0	0	0	0	0	0	0
Other multi-racial:	0	0	0	0	0	0	0	0
Asian/Pacific Islander:	0	0	0	0	0	0	0	0
Hispanic:	0	0	0	0	0	0	0	0
Total:	**0**	**0**	**0**	**0**	**0**	**0**	**79**	**76**
Female-headed Households:	0		0		0			

Income Category:

	Owner	Renter	Total	Person
Extremely Low	0	0	0	35
Low Mod	0	0	0	31
Moderate	0	0	0	9
Non Low Moderate	0	0	0	4
Total	0	0	0	79
Percent Low/Mod				94.9%

Annual Accomplishments

Years	Accomplishment Narrative	# Benefitting
2021	Artes Academy will provide an afterschool youth cultural program in fine arts education specializing in theater, dance, music, creative writing and visual for children/youth in grades 3rd â¿¿ 12th (ages 8 â¿¿ 18). From October 1, 2021 to September 30, 2022, the City of Fort Worth reimbursed the agency $54,718.37 in CDBG funds. CDBG funds were used to pay for Program Staff Salaries. The agency served 79 unduplicated clients during the contract year.	

PGM Year: 2021
Project: 0009 - 21-22 Youth Services
IDIS Activity: 7650 - 21-22 Big Brothers Big Sisters - Mentoring 2.0 @ YMLA {103708-9919D8}

Status: Completed 11/22/2022 8:13:37 PM
Location: 205 W Main St Arlington, TX 76010-7113

Objective: Create suitable living environments
Outcome: Sustainability
Matrix Code: Youth Services (05D)
National Objective: LMC

Activity to prevent, prepare for, and respond to Coronavirus: No

Initial Funding Date: 01/10/2022

Description:

The program matches students from Young Men's Leadership Academy in one-to-one relationships with college-educated mentors to build mentoring relationships that empower students from low-income communities to graduate high school, achieve post-secondary educational success, and achieve their ambitions.
As part of the core academic curriculum, entire grade-levels of students are intentionally paired in one-to-one mentoring relationships ("pairs") with college-educated volunteers ("mentors").
The partnering school allocates one class period per grade-level, per week for mentees to learn and engage with the research-based program curriculum.Mentor2.0s research-based curriculum guides mentormentee interaction, which helps drive academic engagement and college-readiness.
This curriculum is a rigorous and successful guide for matches to follow, using interactive, technology-based lessons on goal setting, educational attainment, college application and financial aid processes, career exploration, supporting the transition from high school to college and more.CDBG Funds will be used to pay for a percentage of salaries, FICA, and Health Insurance.Agency will provide services to male high school students at:Young Mens Leadership Academy, 5100 Willie St, Fort Worth, TX 76105Hours of operation for our offices are Monday - Friday 5pm, and virtually, during Hours of operation.
Activities take place once a week in the school classroom setting and 7 days per week on the imentor portal depending on the mentor and mentees choice.
Additional inperson and virtual events and activities occur every 4-6 weeks and as agreed by (Mentoring Pair).

Financing

	Fund Type	Grant Year	Grant	Funded Amount	Drawn In Program Year	Drawn Thru Program Year
CDBG	EN	2021	B21MC480010	$47,840.30	$0.00	$47,840.30
Total	**Total**			**$47,840.30**	**$0.00**	**$47,840.30**

Proposed Accomplishments

People (General) : 25

Actual Accomplishments

Number assisted:	Owner		Renter		Total		Person	
	Total	Hispanic	Total	Hispanic	Total	Hispanic	Total	Hispanic
White:	0	0	0	0	0	0	4	4
Black/African American:	0	0	0	0	0	0	5	0
Asian:	0	0	0	0	0	0	0	0
American Indian/Alaskan Native:	0	0	0	0	0	0	0	0
Native Hawaiian/Other Pacific Islander:	0	0	0	0	0	0	0	0

American Indian/Alaskan Native & White:	0	0	0	0	0	0	0	0
Asian White:	0	0	0	0	0	0	0	0
Black/African American & White:	0	0	0	0	0	0	0	0
American Indian/Alaskan Native & Black/African American:	0	0	0	0	0	0	0	0
Other multi-racial:	0	0	0	0	0	0	0	0
Asian/Pacific Islander:	0	0	0	0	0	0	0	0
Hispanic:	0	0	0	0	0	0	0	0
Total:	**0**	**0**	**0**	**0**	**0**	**0**	**9**	**4**
Female-headed Households:	0		0		0			

Income Category:

	Owner	Renter	Total	Person
Extremely Low	0	0	0	1
Low Mod	0	0	0	3
Moderate	0	0	0	1
Non Low Moderate	0	0	0	4
Total	0	0	0	9
Percent Low/Mod				55.6%

Annual Accomplishments

Years	Accomplishment Narrative	# Benefitting
2021	The program matches students from Young Men's Leadership Academy in one-to-one relationships with college-educated mentors to build mentoring relationships that empower students from low-income communities to graduate high school, achieve post-secondary educational success, and achieve their ambitions. From Oct 1 to September 30 of the program year, a total of 9 clients received services.	

PGM Year: 2021
Project: 0009 - 21-22 Youth Services

IDIS Activity: 7651 - 21-22 Big Brothers Big Sisters - Mentoring 2.0 @ YWLA {103708-9919D8}

Status: Completed 11/22/2022 8:14:59 PM
Location: 205 W Main St Arlington, TX 76010-7113

Objective: Create suitable living environments
Outcome: Sustainability
Matrix Code: Youth Services (05D)
National Objective: LMC

Activity to prevent, prepare for, and respond to Coronavirus: No

Initial Funding Date: 01/10/2022

Description:

The Program matches students from Young
WomenÃ¿Â¿Ã¿
Â¿Ã¿Â¿s Leadership Academy in one-to-one relationships with college-educated mentors to build mentoring relationships that empower students from low income communities to graduate high school, achieve post-secondary educational success, and achieve their ambitions.
As part of the core academic curriculum, entire grade-levels of students are intentionally paired in one-to-one mentoring relationships ("pairs") with college-educated volunteers ("mentors").
The partnering school allocates one class period per grade-level, per week for mentees to learn and engage with the research-based program curriculum.Mentor2.0's research-based curriculum guides mentormentee interaction, which helps drive academic engagement and college-readiness.
This curriculum is a rigorous and successful guide for matches to follow, using interactive, technology-based lessons on goal setting, educational attainment, college application and financial aid processes, career exploration, supporting the transition from high school to college and more.
The mentor2.0 curriculum also focuses on core non-cognitive competencies such as social capital skills, utilizing a growth mindset, perseverance, critical thinking skills, help seeking & self-advocacy, optimism & excitement about the future, curiosity and a love of learning.
Mentors also help mentees develop college knowledge such as how to identify the best college match, apply for financial aid, meet application deadlines, write effective essays, and integrate into college life which allows them to reach important milestones on the path through high school toward college graduation.CDBG Funds will be used to pay for a percentage of salaries, FICA, And Health Insurance.The Agency will provide services to female High School students at:Young Women's Leadership Academy,401 E.
8th Street Fort Worth, TX 76102Monday-Friday, 9am - 5pm and virtually, during Hours of operation.Mentoring activities take place once a week in the school classroom setting and 7 days per week on the imentor portal depending on the mentor and mentees choice.
Additional in person and virtual events and activities occur every 4-6 weeks and as agreed by (Mentoring Pair).

Financing

	Fund Type	Grant Year	Grant	Funded Amount	Drawn In Program Year	Drawn Thru Program Year
CDBG	EN	2021	B21MC480010	$47,989.69	$0.00	$47,989.69
Total	**Total**			**$47,989.69**	**$0.00**	**$47,989.69**

Proposed Accomplishments

People (General) : 25

Actual Accomplishments

Number assisted:	Owner		Renter		Total		Person	
	Total	Hispanic	Total	Hispanic	Total	Hispanic	Total	Hispanic

White:	0	0	0	0	0	0	7	7
Black/African American:	0	0	0	0	0	0	3	0
Asian:	0	0	0	0	0	0	2	0
American Indian/Alaskan Native:	0	0	0	0	0	0	0	0
Native Hawaiian/Other Pacific Islander:	0	0	0	0	0	0	0	0
American Indian/Alaskan Native & White:	0	0	0	0	0	0	0	0
Asian White:	0	0	0	0	0	0	0	0
Black/African American & White:	0	0	0	0	0	0	0	0
American Indian/Alaskan Native & Black/African American:	0	0	0	0	0	0	1	0
Other multi-racial:	0	0	0	0	0	0	0	0
Asian/Pacific Islander:	0	0	0	0	0	0	0	0
Hispanic:	0	0	0	0	0	0	0	0
Total:	**0**	**0**	**0**	**0**	**0**	**0**	**13**	**7**
Female-headed Households:	0		0		0			

Income Category:

	Owner	Renter	Total	Person
Extremely Low	0	0	0	4
Low Mod	0	0	0	2
Moderate	0	0	0	1
Non Low Moderate	0	0	0	6
Total	0	0	0	13
Percent Low/Mod				53.8%

Annual Accomplishments

Years	Accomplishment Narrative	# Benefitting
2021	The Program matches students from Young Women's Leadership Academy in one-to-one relationships with college-educated mentors to build mentoring relationships that empower students from low income communities to graduate high school, achieve post-secondary educational success, and achieve their ambitions. From October 1 to September 30 of the program year, a total of 13 clients received services.	

PGM Year: 2021
Project: 0010 - 21-22 Aging In Place
IDIS Activity: 7652 - 21-22 Meals On Wheels - Nutrition Program {103708-991932}

Status: Completed 11/22/2022 8:15:53 PM
Location: 5740 Airport Fwy Fort Worth, TX 76117-6005

Objective: Create suitable living environments
Outcome: Availability/accessibility
Matrix Code: Senior Services (05A)
National Objective: LMC

Activity to prevent, prepare for, and respond to Coronavirus: No

Initial Funding Date: 01/10/2022

Description:

The Program will provide meal delivery and case management services, including needs assessments, to Fort Worth residents who are severely disabled as defined by the Census Bureau.
Agency may use the Area Agency on Aging ("AAA") Consumer Needs Evaluation Form for documenting and determining eligibility as a severely disabled person.
When using the AAA form, the client must have a score of '2' or higher on any single Activity of Daily Living, Independent Activity of Daily Living, or Mental Health ScreeningCognition.
Agency may also use Exhibit "H" Severely Disabled Certification Form.CDBG Funds will be used to pay for a portion of the cost of meals provided to severely disabled Fort Worth residents.
Cost for meals shall be the same as the rate charged to the Agency by the vendor or subcontractor preparing the meals.Agency's office is located at 5740 Airport Freeway, Fort Worth, TX 76117.
Office hours are Monday through Thursday, 8:00 a.m.
to 4:30 p.m.
and Friday, 8:00 a.m.
to 3:30 p.m.Services, including meal delivery and case management, will be provided citywide at eligible clients'homes.

Financing

	Fund Type	Grant Year	Grant	Funded Amount	Drawn In Program Year	Drawn Thru Program Year
CDBG	EN	2021	B21MC480010	$50,000.00	$0.00	$50,000.00
Total	**Total**			**$50,000.00**	**$0.00**	**$50,000.00**

Proposed Accomplishments

People (General) : 280

Actual Accomplishments

Number assisted:	Owner		Renter		Total		Person	
	Total	Hispanic	Total	Hispanic	Total	Hispanic	Total	Hispanic
White:	0	0	0	0	0	0	161	33
Black/African American:	0	0	0	0	0	0	118	0
Asian:	0	0	0	0	0	0	0	0
American Indian/Alaskan Native:	0	0	0	0	0	0	1	0
Native Hawaiian/Other Pacific Islander:	0	0	0	0	0	0	0	0

American Indian/Alaskan Native & White:	0	0	0	0	0	0	0	0
Asian White:	0	0	0	0	0	0	0	0
Black/African American & White:	0	0	0	0	0	0	0	0
American Indian/Alaskan Native & Black/African American:	0	0	0	0	0	0	0	0
Other multi-racial:	0	0	0	0	0	0	0	0
Asian/Pacific Islander:	0	0	0	0	0	0	0	0
Hispanic:	0	0	0	0	0	0	0	0
Total:	**0**	**0**	**0**	**0**	**0**	**0**	**280**	**33**
Female-headed Households:	0		0		0			

Income Category:

	Owner	Renter	Total	Person
Extremely Low	0	0	0	236
Low Mod	0	0	0	29
Moderate	0	0	0	11
Non Low Moderate	0	0	0	4
Total	0	0	0	280
Percent Low/Mod				98.6%

Annual Accomplishments

Years	Accomplishment Narrative	# Benefitting
2021	The Program will provide meal delivery and case management services, including needs assessments, to Fort Worth residents who are severely disabled as defined by the Census Bureau. From October 1 to September 30 of the program year, a total of 280 clients received services.	

PGM Year: 2021
Project: 0010 - 21-22 Aging In Place
IDIS Activity: 7653 - 21-22 Meals On Wheels - Transportation Program {103708-991932}

Status: Completed 11/30/2022 7:52:57 PM
Location: 5740 Airport Fwy Fort Worth, TX 76117-6005

Objective: Create suitable living environments
Outcome: Affordability
Matrix Code: Senior Services (05A)
National Objective: LMC

Activity to prevent, prepare for, and respond to Coronavirus: No

Initial Funding Date: 01/10/2022

Description:

The Program will provide transportation services to and from home to adult activity centers.
Transit will also be provided to the bank, grocery stores, barberstyling salon appointments, pharmacy, out to eat, social outings, and other errands of this nature.
The individual must be on our Nutrition program and receive congregate meals, home-delivered meals or supplemental nutrition.
This service is primarily to provide congregate clients transportation to and from adult activity centers for meals and activities.
Client must provide a verifiable ID that shows they have Fort Worth residency.
Documentation is acquired at client intake and this is when we obtain required signatures.
Activity Center Directors, case managers, trained volunteers, the Activity Center Program Coordinator, or other staff may facilitate the intake process.
Residency is verified through Tarrant Appraisal District (TAD) by the Activity Center Program Coordinator.
CDBG Funds will be used to pay for the cost of one-way trips provided to elderly Fort Worth residents.
Cost for the transit service shall be the same as the rate charged to the Agency by the vendor or subcontractor.Agency's office is located at 5740 Airport Freeway, Fort Worth, TX 76117.
Office hours are Monday through Thursday, 8:00 a.m.
to 4:30 p.m.
and Friday, 8:00 a.m.
to 3:30 p.m.Services will be provided citywide at eligible clients' homes.

Financing

	Fund Type	Grant Year	Grant	Funded Amount	Drawn In Program Year	Drawn Thru Program Year
CDBG	EN	2021	B21MC480010	$66,285.64	$0.00	$66,285.64
Total	**Total**			**$66,285.64**	**$0.00**	**$66,285.64**

Proposed Accomplishments

Actual Accomplishments

Number assisted:	Owner		Renter		Total		Person	
	Total	Hispanic	Total	Hispanic	Total	Hispanic	Total	Hispanic
White:	0	0	0	0	0	0	47	34
Black/African American:	0	0	0	0	0	0	58	0
Asian:	0	0	0	0	0	0	0	0
American Indian/Alaskan Native:	0	0	0	0	0	0	2	0

Native Hawaiian/Other Pacific Islander:	0	0	0	0	0	0	0	0
American Indian/Alaskan Native & White:	0	0	0	0	0	0	0	0
Asian White:	0	0	0	0	0	0	1	0
Black/African American & White:	0	0	0	0	0	0	1	0
American Indian/Alaskan Native & Black/African American:	0	0	0	0	0	0	0	0
Other multi-racial:	0	0	0	0	0	0	2	0
Asian/Pacific Islander:	0	0	0	0	0	0	0	0
Hispanic:	0	0	0	0	0	0	0	0
Total:	**0**	**0**	**0**	**0**	**0**	**0**	**111**	**34**
Female-headed Households:	0		0		0			

Income Category:

	Owner	Renter	Total	Person
Extremely Low	0	0	0	0
Low Mod	0	0	0	111
Moderate	0	0	0	0
Non Low Moderate	0	0	0	0
Total	0	0	0	111
Percent Low/Mod				100.0%

Annual Accomplishments

Years	Accomplishment Narrative	# Benefitting
2021	Meals on Wheels, Inc., provided transportation for meal delivery to Fort Worth residents who are severely disabled as defined by the Census Bureau. Agency used the Area Agency on Aging (Ã¿Â¢Ã¿Â¿Ã¿Â¿AAAÃ¿Â¢Ã¿Â¿Ã¿Â•) Consumer Needs Evaluation Form for documenting and determining eligibility as a severely disabled person. Agency is located at 5740 Airport Freeway, Fort Worth, TX 76117. Services included transportation for meal delivery citywide to eligible clientsÃ¿Â¢Ã¿Â¿Ã¿Â¿ homes. From October 1, 2021 to September 30, 2022, the City of Fort Worth reimbursed the agency $66,287.50 in CDBG funds, leaving $.50 in unused CDBG funds. CDBG Funds were used to pay for a portion of the cost of meal delivery provided to severely disabled Fort Worth residents. The agency served 111 unduplicated clients during the contract year.	

PGM Year: 2021
Project: 0010 - 21-22 Aging In Place
IDIS Activity: 7654 - 21-22 Guardianship Services {103708-9919D1}

Status: Completed 11/22/2022 8:19:28 PM
Location: 1125 College Ave Fort Worth, TX 76104-4514

Objective: Create economic opportunities
Outcome: Sustainability
Matrix Code: Senior Services (05A)
National Objective: LMC

Activity to prevent, prepare for, and respond to Coronavirus: No

Initial Funding Date: 01/10/2022

Description:

The Program will provide residents of Fort Worth who are 62 years of age and older financial literacy education for the Prevention of Elder Financial Exploitation.
Guardianship Services, Inc.
(GSI) will provide one-on-one education to help eligible participants avoid frauds and scams targeting older residents in Fort Worth.
(GSI) will provide a series of workshops during the contract period in fifteen community centers or other community locations throughout Fort Worth.
GSI will use these sessions to instruct the audience on the prevalence and types of financial exploitation, as well as how to avoid and report financial exploitation.
Individuals requiring extensive assistance will be referred to partnering agencies or GSIs money management program for case management.
All training materials and workbooks for each participant will be provided to them.
Participants will be given a pretest at entry and post-test at program exit.Due to COVID-19, GSI has also adapted the program to be able to provide telephone sessions and virtual means of communications to instruct seniors on the prevalence and types of financial exploitation, as well as how to avoid and report financial exploitation.
In the circumstance an older adult would like to participate in the program but not in an in-person setting, or in the event the CDC, local, and state health departments make the recommendation or mandate to avoid social settings, such as in a classroom environment, GSI will have the option and capabilities to be able to provide the program via virtual communication.CDBG funds will be used to pay for a percentage of salaries for program employees.Agency's office is located at 1125 College Avenue, Fort Worth, TX 76104 with operating hours of 8:00 a.m.
to 5:00 p.m., Monday through Friday.Program services will be available at the following locations:Monday through Saturday from 8:00 a.m.
- 5:00 p.m.Locations:Hillside Community Center, 1201 E Maddox Ave, Fort Worth, TX 76104Southwest Recreation Center, 6300 Welch Ave, Fort Worth, TX 76133Thomas Place Community Center, 4237 Lafayette Ave, Fort Worth, TX 76107Victory Forest Community Center, 3427 Hemphill St, Fort Worth, TX 76110Casa de Esperanza Apartments, 3804 Tanacross Dr, Fort Worth, TX 76137HomeTowne At Matador Ranch., 8500 Crowley Rd, Fort Worth, TX 76134Linwood Square Apartments, 3201 Sondra Dr #125, Fort Worth, TX 76107HandleyMeadowbrook Community Center, 6201 Beaty St, Fort Worth, TX 76112Worth Heights Community Center, 3551 New York Ave, Fort Worth, TX 76110Fellowship Corner Southside Community Center, 959 E Rosedale St, Fort Worth, TX 76104MLK Community Center, 5565 Truman Dr, Fort Worth, TX 76112North Side Community Center, 1100 NW 18th St, Fort Worth, TX 76164North Tri-Ethnic Community Center, 2950 Roosevelt Ave, Fort Worth, TX 76106Diamond Hill Community Center 1701 NE 36th St, Fort Worth, TX 76106Como Community Center 4660 Horne St, Fort Worth, TX 76107If the program is provided virtually, Program services will be available via telephone or email: Monday through Friday from 8:00 a.m.
- 5:00 p.m.

Financing

	Fund Type	Grant Year	Grant	Funded Amount	Drawn In Program Year	Drawn Thru Program Year
CDBG	EN	2021	B21MC480010	$69,991.96	$0.00	$69,991.96
Total	**Total**			**$69,991.96**	**$0.00**	**$69,991.96**

Proposed Accomplishments

People (General) : 150

Actual Accomplishments

Number assisted:	Owner		Renter		Total		Person	
	Total	Hispanic	Total	Hispanic	Total	Hispanic	Total	Hispanic
White:	0	0	0	0	0	0	68	54
Black/African American:	0	0	0	0	0	0	60	0
Asian:	0	0	0	0	0	0	2	0
American Indian/Alaskan Native:	0	0	0	0	0	0	0	0
Native Hawaiian/Other Pacific Islander:	0	0	0	0	0	0	0	0
American Indian/Alaskan Native & White:	0	0	0	0	0	0	0	0
Asian White:	0	0	0	0	0	0	0	0
Black/African American & White:	0	0	0	0	0	0	2	0
American Indian/Alaskan Native & Black/African American:	0	0	0	0	0	0	1	0
Other multi-racial:	0	0	0	0	0	0	3	0
Asian/Pacific Islander:	0	0	0	0	0	0	0	0
Hispanic:	0	0	0	0	0	0	0	0
Total:	**0**	**0**	**0**	**0**	**0**	**0**	**136**	**54**
Female-headed Households:	0		0		0			

Income Category:	Owner	Renter	Total	Person
Extremely Low	0	0	0	0
Low Mod	0	0	0	136
Moderate	0	0	0	0
Non Low Moderate	0	0	0	0
Total	0	0	0	136
Percent Low/Mod				100.0%

Annual Accomplishments

Years	Accomplishment Narrative	# Benefitting
2021	The Program will provide residents of Fort Worth who are 62 years of age and older financial literacy education for the Prevention of Elder Financial Exploitation. Guardianship Services, Inc. (GSI) will provide one-on-one education to help eligible participants avoid frauds and scams targeting older residents in Fort Worth. (GSI) will provide a series of workshops during the contract period in fifteen community centers or other community locations throughout Fort Worth. GSI will use these sessions to instruct the audience on the prevalence and types of financial exploitation, as well as how to avoid and report financial exploitation. Individuals requiring extensive assistance will be referred to partnering agencies or GSI money management program for case management. All training materials and workbooks for each participant will be provided to them. Participants will be given a pretest at entry and post-test at program exit. From Oct 1 to September 30 of the Program Year, 136 clients received services.	

PGM Year: 2021

Project: 0012 - 21-22 CDBG Homeless Services

IDIS Activity: 7655 - 21-22 The Salvation Army- Family Emergency Shelter/Case Manager {103708-991923}

Status: Completed 11/22/2022 8:20:43 PM
Location: 1855 E Lancaster Ave Fort Worth, TX 76103-2123

Objective: Provide decent affordable housing
Outcome: Sustainability
Matrix Code: Other Public Services Not Listed in 05A-05Y, 03T (05Z)
National Objective: LMC

Activity to prevent, prepare for, and respond to Coronavirus: No

Initial Funding Date: 01/10/2022

Description:

The Program provides an Family Emergency Shelter component:CDBG Funds will be used to pay for the salary and FICA of a Case Manager and Evening Lodge Attendant in the Program, to provide case management and referrals.Agency's office is located at 1855 E.
Lancaster, Fort Worth, TX 76103.
Case Management services will be provided Monday through Friday, 9:00 a.m.
to 5:00 p.m., with evening or weekend appointments scheduled as needed to accommodate client's schedule.
Direct client services in the shelter program will include three meals daily, case management, showers, hygiene kits, bus passes, laundry facilities, and lodging.Overall, the objectives of our Emergency Shelters are to: (1) provide a safe place, for both homeless families and unaccompanied homeless women, to reside; (2) provide crisis intervention and services to meet the individuals' essential needs; (3) increase a homeless person's access to resources that address their individualized needs; and (4) connect this vulnerable shelter population to safe, affordable and permannet housing.

Financing

	Fund Type	Grant Year	Grant	Funded Amount	Drawn In Program Year	Drawn Thru Program Year
CDBG	EN	2021	B21MC480010	$75,000.00	$0.00	$75,000.00
Total	**Total**			**$75,000.00**	**$0.00**	**$75,000.00**

Proposed Accomplishments

People (General) : 600

Actual Accomplishments

Number assisted:	Owner		Renter		Total		Person	
	Total	Hispanic	Total	Hispanic	Total	Hispanic	Total	Hispanic
White:	0	0	0	0	0	0	280	130
Black/African American:	0	0	0	0	0	0	754	0
Asian:	0	0	0	0	0	0	1	0
American Indian/Alaskan Native:	0	0	0	0	0	0	0	0
Native Hawaiian/Other Pacific Islander:	0	0	0	0	0	0	0	0
American Indian/Alaskan Native & White:	0	0	0	0	0	0	20	0
Asian White:	0	0	0	0	0	0	2	0
Black/African American & White:	0	0	0	0	0	0	5	0

American Indian/Alaskan Native & Black/African American:	0	0	0	0	0	0	0	0
Other multi-racial:	0	0	0	0	0	0	1	0
Asian/Pacific Islander:	0	0	0	0	0	0	0	0
Hispanic:	0	0	0	0	0	0	0	0
Total:	**0**	**0**	**0**	**0**	**0**	**0**	**1,063**	**130**
Female-headed Households:	0		0		0			

Income Category:

	Owner	Renter	Total	Person
Extremely Low	0	0	0	1,063
Low Mod	0	0	0	0
Moderate	0	0	0	0
Non Low Moderate	0	0	0	0
Total	0	0	0	1,063
Percent Low/Mod				100.0%

Annual Accomplishments

Years	Accomplishment Narrative	# Benefitting
2021	The Program provides an Family Emergency Shelter component: CDBG Funds will be used to pay for the salary and FICA of a Case Manager and Evening Lodge Attendant in the Program, to provide case management and referrals. From Oct 1 to September 30 of the program year, a total of 1063 clients were served.	

PGM Year: 2021

Project: 0012 - 21-22 CDBG Homeless Services

IDIS Activity: 7656 - 21-22 Presbyterian Night Shelter of Tarrant County - Moving Home Program {103708-991924}

Status: Completed 11/22/2022 8:21:49 PM
Location: 2400 Cypress St 2401 Cypress St Fort Worth, TX 76102-6764

Objective: Provide decent affordable housing
Outcome: Sustainability
Matrix Code: Other Public Services Not Listed in 05A-05Y, 03T (05Z)
National Objective: LMC

Activity to prevent, prepare for, and respond to Coronavirus: No

Initial Funding Date: 01/10/2022

Description:

The Program will provide homeless single men and women with case management services while in the shelter and a 60 day follow up once the clients are housed.
Clients will meet with case managers bi-weekly basis to develop and work a service plan designed to reduce the barriers to permanent housing.
Follow up is completed upon successful move-out via phone calls at 30 and 60 days from program exit.CDBG Funds will be used to pay 100% of CDBG employee salaries, a percentage of the FICA and HealthDental Insurance for Program employees.Agency Program services will be available at 2400 and 2401 Cypress Street, Fort Worth, TX 76102.
Agency's shelter provides services 24 hours a day, 365 days a year.
Case management services will be provided Monday through Friday, 9:00 a.m.
to 8:00 p.m., and Saturdays, 9:00 a.m.
to 5:00 p.m.

Financing

	Fund Type	Grant Year	Grant	Funded Amount	Drawn In Program Year	Drawn Thru Program Year
CDBG	EN	2021	B21MC480010	$145,000.00	$0.00	$145,000.00
Total	**Total**			**$145,000.00**	**$0.00**	**$145,000.00**

Proposed Accomplishments

People (General) : 400

Actual Accomplishments

Number assisted:	Owner		Renter		Total		Person	
	Total	Hispanic	Total	Hispanic	Total	Hispanic	Total	Hispanic
White:	0	0	0	0	0	0	366	74
Black/African American:	0	0	0	0	0	0	357	2
Asian:	0	0	0	0	0	0	6	0
American Indian/Alaskan Native:	0	0	0	0	0	0	4	0
Native Hawaiian/Other Pacific Islander:	0	0	0	0	0	0	2	0
American Indian/Alaskan Native & White:	0	0	0	0	0	0	4	0
Asian White:	0	0	0	0	0	0	0	0
Black/African American & White:	0	0	0	0	0	0	4	0

American Indian/Alaskan Native & Black/African American:	0	0	0	0	0	0	0	0
Other multi-racial:	0	0	0	0	0	0	1	0
Asian/Pacific Islander:	0	0	0	0	0	0	0	0
Hispanic:	0	0	0	0	0	0	0	0
Total:	**0**	**0**	**0**	**0**	**0**	**0**	**744**	**76**
Female-headed Households:	0		0		0			

Income Category:

	Owner	Renter	Total	Person
Extremely Low	0	0	0	744
Low Mod	0	0	0	0
Moderate	0	0	0	0
Non Low Moderate	0	0	0	0
Total	0	0	0	744
Percent Low/Mod				100.0%

Annual Accomplishments

Years	Accomplishment Narrative	# Benefitting
2021	The Program provided 744 homeless single men and women with case management services while in the shelter and a 60 day follow up once the clients are housed for the period of October 1 - September 30 of the program year. Clients will meet with case managers bi-weekly basis to develop and work a service plan designed to reduce the barriers to permanent housing. Follow up is completed upon successful move-out via phone calls at 30 and 60 days from program exit.	

PGM Year: 2020
Project: 0007 - 20-21 Affordable Housing
IDIS Activity: 7688 - 20-21 Stop Six CNI - Cowan Place Senior Housing Development {103020-991983}

Status: Open
Location: 5400 E Roselane St Fort Worth, TX 76112-6882

Objective: Create suitable living environments
Outcome: Availability/accessibility
Matrix Code: Water/Sewer Improvements (03J)
National Objective: LMA

Activity to prevent, prepare for, and respond to Coronavirus: No

Initial Funding Date: 06/17/2022

Description:

CDBG funds will be used for a forgivable loan to Fort Worth Housing Solutions (FWHS) for a portion of the costs associated with the infrastructure improvements in support of the development of the Cowan Place Senior Apartments to be located at 5400 East Rosedale Street.
Funds will be used for costs associated to site utilities and will include water supply and related items, sanitary sewer and related items, and storm sewer and drainage piping construction and connections.The Cowan Place Senior Apartments (Project) is part of Phase I of the Transformation Plan and will consist of a new multifamily, affordable senior apartment complex.
The Project will have up to 174 units for seniors 55 and older, with 156 of these units set aside for households earning sixty percent or less of area median income (AMI) and at least five percent of the total units set aside as Permanent Supportive Housing (PSH) units.
A total of 13 units will be made accessible units in accordance with Section 504 requirements, 4 units will be designated as low-HOME units and a total of 9 units will be PSH units.
The CDBG funds will be used for construction costs associated with infrastructure improvements in support of the Project.
The Cowan Place Senior Apartments project is located in Council District 5.

Financing

	Fund Type	Grant Year	Grant	Funded Amount	Drawn In Program Year	Drawn Thru Program Year
CDBG	EN	2018	B18MC480010	$250,000.00	$250,000.00	$250,000.00
		2019	B19MC480010	$111,397.82	$111,397.82	$111,397.82
		2020	B20MC480010	$888,602.18	$138,602.18	$838,602.18
Total	**Total**			**$1,250,000.00**	**$500,000.00**	**$1,200,000.00**

Proposed Accomplishments

People (General) : 123
Total Population in Service Area: 2,610
Census Tract Percent Low / Mod: 92.91

Annual Accomplishments

Years	Accomplishment Narrative	# Benefitting
2021	Infrastructure improvements in support of Affordable Housing has been completed. Close out is contingent upon the issuance of a Certificate of Occupancy which is scheduled on or about June 2023.	

PGM Year: 2022
Project: 0001 - 23-24 NSD Program Administration
IDIS Activity: 7697 - 22-23 FMS Finance Part of 20% PA {104438-991901}

Status: Open
Location: ,

Objective:
Outcome:
Matrix Code: General Program Administration (21A)
National Objective:

Activity to prevent, prepare for, and respond to Coronavirus: No

Initial Funding Date: 01/06/2023

Description:

CDBG Funds will be used to pay for salaries and fringe benefits, insurance, supplies and associated costs to administer and oversee grant programs.
This includes staff costs in Finance and Neighborhood Services departments, as well as applicable office supplies, copying, computer equipment and services, communications, and directly related transportation costs.Administrative Costs (20%) allocated as follows: Financial Management Services (FMS) - $50,800.00 Compliance - $229,300.00 Community Development - $218,800.00 Planning & Reporting - $317,150.00 Neighborhood Improvement & Revitalization - $262,400.00TOTAL: $1,389,342.00

Financing

	Fund Type	Grant Year	Grant	Funded Amount	Drawn In Program Year	Drawn Thru Program Year
CDBG	AD	2022	B22MC480010	$50,800.00	$18,171.50	$18,171.50
Total	**Total**			**$50,800.00**	**$18,171.50**	**$18,171.50**

Proposed Accomplishments

Actual Accomplishments

Number assisted:	Owner		Renter		Total		Person	
	Total	Hispanic	Total	Hispanic	Total	Hispanic	Total	Hispanic
White:					0	0		
Black/African American:					0	0		
Asian:					0	0		
American Indian/Alaskan Native:					0	0		
Native Hawaiian/Other Pacific Islander:					0	0		
American Indian/Alaskan Native & White:					0	0		
Asian White:					0	0		
Black/African American & White:					0	0		
American Indian/Alaskan Native & Black/African American:					0	0		
Other multi-racial:					0	0		
Asian/Pacific Islander:					0	0		
Hispanic:					0	0		

Total:	**0**	**0**	**0**	**0**	**0**	**0**	**0**	**0**
Female-headed Households:					0			

Income Category:

	Owner	Renter	Total	Person
Extremely Low			0	
Low Mod			0	
Moderate			0	
Non Low Moderate			0	
Total	0	0	0	0
Percent Low/Mod				

Annual Accomplishments

No data returned for this view. This might be because the applied filter excludes all data.

PGM Year: 2022
Project: 0001 - 23-24 NSD Program Administration
IDIS Activity: 7698 - 22-23 NSD Compliance Part of 20% PA {104438-991902}

Status: Open
Location: ,

Objective:
Outcome:
Matrix Code: General Program Administration (21A)
National Objective:

Activity to prevent, prepare for, and respond to Coronavirus: No

Initial Funding Date: 01/06/2023

Description:

CDBG Funds will be used to pay for salaries and fringe benefits, insurance, supplies and associated costs to administer and oversee grant programs.
This includes staff costs in Finance and Neighborhood Services departments, as well as applicable office supplies, copying, computer equipment and services, communications, and directly related transportation costs.Administrative Costs (20%) allocated as follows: Financial Management Services (FMS) - $50,800.00 Compliance - $229,300.00 Community Development - $218,800.00 Planning & Reporting - $317,150.00 Neighborhood Improvement & Revitalization - $262,400.00TOTAL: $1,389,342.00

Financing

	Fund Type	Grant Year	Grant	Funded Amount	Drawn In Program Year	Drawn Thru Program Year
CDBG	AD	2022	B22MC480010	$229,300.00	$141,763.25	$141,763.25
Total	**Total**			**$229,300.00**	**$141,763.25**	**$141,763.25**

Proposed Accomplishments

Actual Accomplishments

Number assisted:	Owner		Renter		Total		Person	
	Total	Hispanic	Total	Hispanic	Total	Hispanic	Total	Hispanic
White:					0	0		
Black/African American:					0	0		
Asian:					0	0		
American Indian/Alaskan Native:					0	0		
Native Hawaiian/Other Pacific Islander:					0	0		
American Indian/Alaskan Native & White:					0	0		
Asian White:					0	0		
Black/African American & White:					0	0		
American Indian/Alaskan Native & Black/African American:					0	0		
Other multi-racial:					0	0		
Asian/Pacific Islander:					0	0		
Hispanic:					0	0		

Total:	**0**	**0**	**0**	**0**	**0**	**0**	**0**	**0**
Female-headed Households:					0			

Income Category:

	Owner	Renter	Total	Person
Extremely Low			0	
Low Mod			0	
Moderate			0	
Non Low Moderate			0	
Total	0	0	0	0
Percent Low/Mod				

Annual Accomplishments

No data returned for this view. This might be because the applied filter excludes all data.

PGM Year: 2022
Project: 0001 - 23-24 NSD Program Administration
IDIS Activity: 7699 - 22-23 NSD Community Development Part of 20% PA {104438-991903}

Status: Open
Location: ,

Objective:
Outcome:
Matrix Code: General Program Administration (21A)
National Objective:

Activity to prevent, prepare for, and respond to Coronavirus: No

Initial Funding Date: 01/06/2023

Description:

CDBG Funds will be used to pay for salaries and fringe benefits, insurance, supplies and associated costs to administer and oversee grant programs.
This includes staff costs in Finance and Neighborhood Services departments, as well as applicable office supplies, copying, computer equipment and services, communications, and directly related transportation costs.Administrative Costs (20%) allocated as follows: Financial Management Services (FMS) - $50,800.00 Compliance - $229,300.00 Community Development - $218,800.00 Planning & Reporting - $317,150.00 Neighborhood Improvement & Revitalization - $262,400.00TOTAL: $1,389,342.00

Financing

	Fund Type	Grant Year	Grant	Funded Amount	Drawn In Program Year	Drawn Thru Program Year
CDBG	AD	2022	B22MC480010	$264,521.58	$262,679.14	$262,679.14
Total	**Total**			**$264,521.58**	**$262,679.14**	**$262,679.14**

Proposed Accomplishments

Actual Accomplishments

Number assisted:	Owner		Renter		Total		Person	
	Total	Hispanic	Total	Hispanic	Total	Hispanic	Total	Hispanic
White:					0	0		
Black/African American:					0	0		
Asian:					0	0		
American Indian/Alaskan Native:					0	0		
Native Hawaiian/Other Pacific Islander:					0	0		
American Indian/Alaskan Native & White:					0	0		
Asian White:					0	0		
Black/African American & White:					0	0		
American Indian/Alaskan Native & Black/African American:					0	0		
Other multi-racial:					0	0		
Asian/Pacific Islander:					0	0		
Hispanic:					0	0		

Total:	**0**	**0**	**0**	**0**	**0**	**0**	**0**	**0**
Female-headed Households:					0			

Income Category:

	Owner	Renter	Total	Person
Extremely Low			0	
Low Mod			0	
Moderate			0	
Non Low Moderate			0	
Total	0	0	0	0
Percent Low/Mod				

Annual Accomplishments

No data returned for this view. This might be because the applied filter excludes all data.

PGM Year: 2022
Project: 0001 - 23-24 NSD Program Administration
IDIS Activity: 7700 - 22-23 NSD Planning & Reporting Part of 20% PA {104438-991904}

Status: Open
Location: ,

Objective:
Outcome:
Matrix Code: General Program Administration (21A)
National Objective:

Activity to prevent, prepare for, and respond to Coronavirus: No

Initial Funding Date: 01/06/2023

Description:

CDBG Funds will be used to pay for salaries and fringe benefits, insurance, supplies and associated costs to administer and oversee grant programs.
This includes staff costs in Finance and Neighborhood Services departments, as well as applicable office supplies, copying, computer equipment and services, communications, and directly related transportation costs.Administrative Costs (20%) allocated as follows: Financial Management Services (FMS) - $50,800.00 Compliance - $229,300.00 Community Development - $218,800.00 Planning & Reporting - $317,150.00 Neighborhood Improvement & Revitalization - $262,400.00TOTAL: $1,389,342.00

Financing

	Fund Type	Grant Year	Grant	Funded Amount	Drawn In Program Year	Drawn Thru Program Year
CDBG	AD	2022	B22MC480010	$317,150.00	$229,652.44	$229,652.44
Total	**Total**			**$317,150.00**	**$229,652.44**	**$229,652.44**

Proposed Accomplishments

Actual Accomplishments

Number assisted:	Owner		Renter		Total		Person	
	Total	Hispanic	Total	Hispanic	Total	Hispanic	Total	Hispanic
White:					0	0		
Black/African American:					0	0		
Asian:					0	0		
American Indian/Alaskan Native:					0	0		
Native Hawaiian/Other Pacific Islander:					0	0		
American Indian/Alaskan Native & White:					0	0		
Asian White:					0	0		
Black/African American & White:					0	0		
American Indian/Alaskan Native & Black/African American:					0	0		
Other multi-racial:					0	0		
Asian/Pacific Islander:					0	0		
Hispanic:					0	0		

Total:	**0**	**0**	**0**	**0**	**0**	**0**	**0**	**0**
Female-headed Households:					0			

Income Category:

	Owner	Renter	Total	Person
Extremely Low			0	
Low Mod			0	
Moderate			0	
Non Low Moderate			0	
Total	0	0	0	0
Percent Low/Mod				

Annual Accomplishments

No data returned for this view. This might be because the applied filter excludes all data.

PGM Year: 2022
Project: 0001 - 23-24 NSD Program Administration
IDIS Activity: 7701 - 22-23 NSD Administration & Loan Services Part of 20% PA {104438-991905}

Status: Open
Location: ,

Objective:
Outcome:
Matrix Code: General Program Administration (21A)
National Objective:

Activity to prevent, prepare for, and respond to Coronavirus: No

Initial Funding Date: 01/06/2023

Description:

CDBG Funds will be used to pay for salaries and fringe benefits, insurance, supplies and associated costs to administer and oversee grant programs.
This includes staff costs in Finance and Neighborhood Services departments, as well as applicable office supplies, copying, computer equipment and services, communications, and directly related transportation costs.Administrative Costs (20%) allocated as follows: Financial Management Services (FMS) - $50,800.00 Compliance - $229,300.00 Community Development - $218,800.00 Planning & Reporting - $317,150.00 Neighborhood Improvement & Revitalization - $262,400.00TOTAL: $1,389,342.00

Financing

	Fund Type	Grant Year	Grant	Funded Amount	Drawn In Program Year	Drawn Thru Program Year
CDBG	AD	2022	B22MC480010	$290,892.00	$273,331.71	$273,331.71
Total	**Total**			**$290,892.00**	**$273,331.71**	**$273,331.71**

Proposed Accomplishments

Actual Accomplishments

Number assisted:	Owner		Renter		Total		Person	
	Total	Hispanic	Total	Hispanic	Total	Hispanic	Total	Hispanic
White:					0	0		
Black/African American:					0	0		
Asian:					0	0		
American Indian/Alaskan Native:					0	0		
Native Hawaiian/Other Pacific Islander:					0	0		
American Indian/Alaskan Native & White:					0	0		
Asian White:					0	0		
Black/African American & White:					0	0		
American Indian/Alaskan Native & Black/African American:					0	0		
Other multi-racial:					0	0		
Asian/Pacific Islander:					0	0		
Hispanic:					0	0		

Total:	**0**	**0**	**0**	**0**	**0**	**0**	**0**	**0**
Female-headed Households:					0			

Income Category:

	Owner	Renter	Total	Person
Extremely Low			0	
Low Mod			0	
Moderate			0	
Non Low Moderate			0	
Total	0	0	0	0
Percent Low/Mod				

Annual Accomplishments

No data returned for this view. This might be because the applied filter excludes all data.

PGM Year: 2022
Project: 0001 - 23-24 NSD Program Administration
IDIS Activity: 7702 - 22-23 NSD Neighborhood Improvement & Revitalization Part of 20% PA {104438-991907}

Status: Open
Location: ,

Objective:
Outcome:
Matrix Code: General Program Administration (21A)
National Objective:

Activity to prevent, prepare for, and respond to Coronavirus: No

Initial Funding Date: 01/06/2023

Description:

CDBG Funds will be used to pay for salaries and fringe benefits, insurance, supplies and associated costs to administer and oversee grant programs.
This includes staff costs in Finance and Neighborhood Services departments, as well as applicable office supplies, copying, computer equipment and services, communications, and directly related transportation costs.Administrative Costs (20%) allocated as follows: Financial Management Services (FMS) - $50,800.00 Compliance - $229,300.00 Community Development - $218,800.00 Planning & Reporting - $317,150.00 Neighborhood Improvement & Revitalization - $262,400.00TOTAL: $1,389,342.00

Financing

	Fund Type	Grant Year	Grant	Funded Amount	Drawn In Program Year	Drawn Thru Program Year
CDBG	AD	2022	B22MC480010	$236,678.42	$182,220.26	$182,220.26
Total	**Total**			**$236,678.42**	**$182,220.26**	**$182,220.26**

Proposed Accomplishments

Actual Accomplishments

Number assisted:	Owner		Renter		Total		Person	
	Total	Hispanic	Total	Hispanic	Total	Hispanic	Total	Hispanic
White:					0	0		
Black/African American:					0	0		
Asian:					0	0		
American Indian/Alaskan Native:					0	0		
Native Hawaiian/Other Pacific Islander:					0	0		
American Indian/Alaskan Native & White:					0	0		
Asian White:					0	0		
Black/African American & White:					0	0		
American Indian/Alaskan Native & Black/African American:					0	0		
Other multi-racial:					0	0		
Asian/Pacific Islander:					0	0		
Hispanic:					0	0		

Total:	**0**	**0**	**0**	**0**	**0**	**0**	**0**	**0**
Female-headed Households:					0			

Income Category:

	Owner	Renter	Total	Person
Extremely Low			0	
Low Mod			0	
Moderate			0	
Non Low Moderate			0	
Total	0	0	0	0
Percent Low/Mod				

Annual Accomplishments

No data returned for this view. This might be because the applied filter excludes all data.

PGM Year: 2022

Project: 0002 - 22-23 CFW CDBG Program Delivery

IDIS Activity: 7703 - 22-23 Project Delivery for Home Ownership & Housing {104438-991906}

Status: Open
Location: 908 Monroe St Fort Worth, TX 76102-6306

Objective: Create suitable living environments
Outcome: Sustainability
Matrix Code: Housing Services - Excluding Housing Counseling, under 24 CFR 5.100 (14J)
National Objective: LMH

Activity to prevent, prepare for, and respond to Coronavirus: No

Initial Funding Date: 01/31/2023

Description:

EXEMPT ACTIVITIES:This project includes budgeted funds for activities that support delivery of housing programs to income eligible residents.
Homeownership and Housing Services (HHS) is a direct delivery budget that provides housing services for individuals receiving loans and grants to help purchase a home.Administrations & Loan Services staff is responsible for loan origination and loan processing functions for homebuyer assistance program funded through the City's HOME program, known as the HAP program.
The City anticipates funding 10 HAP loans.
This includes 10 or more inspections of homebuyer units to ensure that they meet required property standards, as well as associated environmental reviews.

Financing

	Fund Type	Grant Year	Grant	Funded Amount	Drawn In Program Year	Drawn Thru Program Year
CDBG	EN	2022	B22MC480010	$171,666.00	$130,256.84	$130,256.84
Total	**Total**			**$171,666.00**	**$130,256.84**	**$130,256.84**

Proposed Accomplishments

Actual Accomplishments

Number assisted:	Owner		Renter		Total		Person	
	Total	Hispanic	Total	Hispanic	Total	Hispanic	Total	Hispanic
White:	0	0	0	0	0	0		0
Black/African American:	0	0	0	0	0	0	0	0
Asian:	0	0	0	0	0	0	0	0
American Indian/Alaskan Native:	0	0	0	0	0	0	0	0
Native Hawaiian/Other Pacific Islander:	0	0	0	0	0	0	0	0
American Indian/Alaskan Native & White:	0	0	0	0	0	0	0	0
Asian White:	0	0	0	0	0	0	0	0
Black/African American & White:	0	0	0	0	0	0	0	0
American Indian/Alaskan Native & Black/African American:	0	0	0	0	0	0	0	0
Other multi-racial:	0	0	0	0	0	0	0	0
Asian/Pacific Islander:	0	0	0	0	0	0	0	0

Hispanic:	0	0	0	0	0	0	0	0
Total:	**0**	**0**	**0**	**0**	**0**	**0**	**0**	**0**
Female-headed Households:	0		0		0			

Income Category:

	Owner	Renter	Total	Person
Extremely Low	0	0	0	0
Low Mod	0	0	0	0
Moderate	0	0	0	0
Non Low Moderate	0	0	0	0
Total	0	0	0	0
Percent Low/Mod				

Annual Accomplishments

No data returned for this view. This might be because the applied filter excludes all data.

PGM Year: 2022
Project: 0002 - 22-23 CFW CDBG Program Delivery
IDIS Activity: 7704 - 22-23 Project Delivery for Rehab/Construction Management {104xxx-991909}

Status: Open
Location: 818 Missouri Ave Fort Worth, TX 76104-3618

Objective: Create suitable living environments
Outcome: Availability/accessibility
Matrix Code: Rehabilitation Administration (14H)
National Objective: LMH

Activity to prevent, prepare for, and respond to Coronavirus: No

Initial Funding Date: 01/31/2023

Description:

Home Improvement & Construction Division costs include salaries and fringe benefits for staff to perform inspections with a minimum of two inspections per unit, as well as client intake and application processing, and outreach for low to moderate income neighborhoods.
Costs of staff salaries and benefits, training, required equipment and supplies, and vehicle operations and maintenance for site visits is also included.
[$610,000.00]

Financing

	Fund Type	Grant Year	Grant	Funded Amount	Drawn In Program Year	Drawn Thru Program Year
CDBG	EN	2022	B22MC480010	$606,553.00	$606,483.17	$606,483.17
Total	**Total**			**$606,553.00**	**$606,483.17**	**$606,483.17**

Proposed Accomplishments

Actual Accomplishments

Number assisted:	Owner		Renter		Total		Person	
	Total	Hispanic	Total	Hispanic	Total	Hispanic	Total	Hispanic
White:	0	0	0	0	0	0		0
Black/African American:	0	0	0	0	0	0	0	0
Asian:	0	0	0	0	0	0	0	0
American Indian/Alaskan Native:	0	0	0	0	0	0	0	0
Native Hawaiian/Other Pacific Islander:	0	0	0	0	0	0	0	0
American Indian/Alaskan Native & White:	0	0	0	0	0	0	0	0
Asian White:	0	0	0	0	0	0	0	0
Black/African American & White:	0	0	0	0	0	0	0	0
American Indian/Alaskan Native & Black/African American:	0	0	0	0	0	0	0	0
Other multi-racial:	0	0	0	0	0	0	0	0
Asian/Pacific Islander:	0	0	0	0	0	0	0	0
Hispanic:	0	0	0	0	0	0	0	0

Total:	**0**	**0**	**0**	**0**	**0**	**0**	**0**	**0**
Female-headed Households:	0		0		0			

Income Category:

	Owner	Renter	Total	Person
Extremely Low	0	0	0	0
Low Mod	0	0	0	0
Moderate	0	0	0	0
Non Low Moderate	0	0	0	0
Total	0	0	0	0
Percent Low/Mod				

Annual Accomplishments

No data returned for this view. This might be because the applied filter excludes all data.

PGM Year: 2020

Project: 0012 - 20-21 CDBG Homeless Services

IDIS Activity: 7709 - 20-21 The Salvation Army- Red Shield Emergency Shelter {102718-9919F2}

Status: Completed 9/26/2023 6:26:05 PM
Location: 1855 E Lancaster Ave Fort Worth, TX 76103-2123

Objective: Create suitable living environments
Outcome: Availability/accessibility
Matrix Code: Other Public Services Not Listed in 05A-05Y, 03T (05Z)
National Objective: LMC

Activity to prevent, prepare for, and respond to Coronavirus: Yes

Initial Funding Date: 11/10/2022

Description:

The Program provides an Family Emergency Shelter component:CDBG Funds will be used to pay for the salary and FICA of a Case Manager and Evening Lodge Attendant in the Program, to provide case management and referrals.Agency's office is located at 1855 E.
Lancaster, Fort Worth, TX 76103.
Case Management services will be provided Monday through Friday, 9:00 a.m.
to 5:00 p.m., with evening or weekend appointments scheduled as needed to accommodate client's schedule.
Direct client services in the shelter program will include three meals daily, case management, showers, hygiene kits, bus passes, laundry facilities, and lodging.Overall, the objectives of our Emergency Shelters are to: (1) provide a safe place, for both homeless families and unaccompanied homeless women, to reside; (2) provide crisis intervention and services to meet the individuals' essential needs; (3) increase a homeless person's access to resources that address their individualized needs; and (4) connect this vulnerable shelter population to safe, affordable and permannet housing.

Financing

	Fund Type	Grant Year	Grant	Funded Amount	Drawn In Program Year	Drawn Thru Program Year
CDBG	EN	2020	B20MW480010	$75,000.00	$75,000.00	$75,000.00
Total	**Total**			**$75,000.00**	**$75,000.00**	**$75,000.00**

Proposed Accomplishments

People (General) : 600

Actual Accomplishments

Number assisted:	Owner		Renter		Total		Person	
	Total	Hispanic	Total	Hispanic	Total	Hispanic	Total	Hispanic
White:	0	0	0	0	0	0	153	123
Black/African American:	0	0	0	0	0	0	529	0
Asian:	0	0	0	0	0	0	2	0
American Indian/Alaskan Native:	0	0	0	0	0	0	2	0
Native Hawaiian/Other Pacific Islander:	0	0	0	0	0	0	0	0
American Indian/Alaskan Native & White:	0	0	0	0	0	0	2	0
Asian White:	0	0	0	0	0	0	4	0
Black/African American & White:	0	0	0	0	0	0	35	0

American Indian/Alaskan Native & Black/African American:	0	0	0	0	0	0	1	0
Other multi-racial:	0	0	0	0	0	0	8	0
Asian/Pacific Islander:	0	0	0	0	0	0	0	0
Hispanic:	0	0	0	0	0	0	0	0
Total:	**0**	**0**	**0**	**0**	**0**	**0**	**736**	**123**
Female-headed Households:	0		0		0			

Income Category:

	Owner	Renter	Total	Person
Extremely Low	0	0	0	736
Low Mod	0	0	0	0
Moderate	0	0	0	0
Non Low Moderate	0	0	0	0
Total	0	0	0	736
Percent Low/Mod				100.0%

Annual Accomplishments

Years	Accomplishment Narrative	# Benefitting
2022	The Salvation Army assisted 736 clients through the Red Shield Emergency Shelter program from October 1, 2022 - March 31, 2023.	

PGM Year: 2022
Project: 0003 - 22-23 Homeowner Housing Rehabilitation
IDIS Activity: 7710 - 22-23 Cowtown Brush Up - Project {104438-991908}

Status: Open
Location: 7508 Natalie Dr Fort Worth, TX 76134-4627

Objective: Create suitable living environments
Outcome: Sustainability
Matrix Code: Rehab; Single-Unit Residential (14A)
National Objective: LMH

Activity to prevent, prepare for, and respond to Coronavirus: No

Initial Funding Date: 01/31/2023

Description:

Trinity Habitat for Humanity will be the designated subrecipients for both the Cowtown Brush Up (CTBU) and Preserve-A-Home (PAH) programs.
The CTBU program covers the costs of scraping, prepping and minor repairs to fascia for preparation of homes that are owner occupied to be painted by volunteers.

Financing

	Fund Type	Grant Year	Grant	Funded Amount	Drawn In Program Year	Drawn Thru Program Year
CDBG	EN	2022	B22MC480010	$455,000.00	$233,975.91	$233,975.91
Total	**Total**			**$455,000.00**	**$233,975.91**	**$233,975.91**

Proposed Accomplishments

Housing Units : 100

Actual Accomplishments

Number assisted:	Owner		Renter		Total		Person	
	Total	Hispanic	Total	Hispanic	Total	Hispanic	Total	Hispanic
White:	7	7	0	0	7	7	0	0
Black/African American:	56	0	0	0	56	0	0	0
Asian:	0	0	0	0	0	0	0	0
American Indian/Alaskan Native:	0	0	0	0	0	0	0	0
Native Hawaiian/Other Pacific Islander:	0	0	0	0	0	0	0	0
American Indian/Alaskan Native & White:	0	0	0	0	0	0	0	0
Asian White:	0	0	0	0	0	0	0	0
Black/African American & White:	0	0	0	0	0	0	0	0
American Indian/Alaskan Native & Black/African American:	1	0	0	0	1	0	0	0
Other multi-racial:	5	0	0	0	5	0	0	0
Asian/Pacific Islander:	0	0	0	0	0	0	0	0
Hispanic:	0	0	0	0	0	0	0	0

Total:	**69**	**7**	**0**	**0**	**69**	**7**	**0**	**0**
Female-headed Households:	61		0		61			

Income Category:

	Owner	Renter	Total	Person
Extremely Low	28	0	28	0
Low Mod	22	0	22	0
Moderate	11	0	11	0
Non Low Moderate	8	0	8	0
Total	69	0	69	0
Percent Low/Mod	88.4%		88.4%	

Annual Accomplishments

Years	Accomplishment Narrative	# Benefitting
2022	CDBG funds were used for the Cowtown Brush Up paint program operated through Trinity Habitat for Humanity to provide house painting and minor repairs for eligible homeowners in Fort Worth; the program operates twice per year in April and October.	

PGM Year: 2022
Project: 0003 - 22-23 Homeowner Housing Rehabilitation
IDIS Activity: 7711 - 22-23 NSD Priority Repair {104438-991910}

Status: Open
Location: 4121 Dowdell St Fort Worth, TX 76119-3662

Objective: Create suitable living environments
Outcome: Sustainability
Matrix Code: Rehab; Single-Unit Residential (14A)
National Objective: LMH

Activity to prevent, prepare for, and respond to Coronavirus: No

Initial Funding Date: 01/31/2023

Description:

Priority Repair Program makes urgently needed minor repairs on behalf of low income homeowners, primarily for mechanical systems and roofs.
Funds include $50,000 in estimated Program Income.

Financing

	Fund Type	Grant Year	Grant	Funded Amount	Drawn In Program Year	Drawn Thru Program Year
CDBG	EN	2016	B16MC480010	$3,424.37	$0.00	$0.00
		2022	B22MC480010	$1,968,129.20	$1,655,055.31	$1,655,055.31
	LA	2013	B13MC480010	$8,542.35	$8,542.35	$8,542.35
	PI			$31,815.27	$31,815.27	$31,815.27
Total	**Total**			**$2,011,911.19**	**$1,695,412.93**	**$1,695,412.93**

Proposed Accomplishments

Housing Units : 180

Actual Accomplishments

Number assisted:	Owner		Renter		Total		Person	
	Total	Hispanic	Total	Hispanic	Total	Hispanic	Total	Hispanic
White:	102	79	0	0	102	79	0	0
Black/African American:	218	0	0	0	218	0	0	0
Asian:	2	0	0	0	2	0	0	0
American Indian/Alaskan Native:	0	0	0	0	0	0	0	0
Native Hawaiian/Other Pacific Islander:	0	0	0	0	0	0	0	0
American Indian/Alaskan Native & White:	0	0	0	0	0	0	0	0
Asian White:	0	0	0	0	0	0	0	0
Black/African American & White:	2	0	0	0	2	0	0	0
American Indian/Alaskan Native & Black/African American:	0	0	0	0	0	0	0	0
Other multi-racial:	0	0	0	0	0	0	0	0

Asian/Pacific Islander:	0	0	0	0	0	0	0	0
Hispanic:	0	0	0	0	0	0	0	0
Total:	**324**	**79**	**0**	**0**	**324**	**79**	**0**	**0**
Female-headed Households:	0		0		0			

Income Category:

	Owner	Renter	Total	Person
Extremely Low	188	0	188	0
Low Mod	101	0	101	0
Moderate	35	0	35	0
Non Low Moderate	0	0	0	0
Total	324	0	324	0
Percent Low/Mod	100.0%		100.0%	

Annual Accomplishments

Years	Accomplishment Narrative	# Benefitting
2022		

PGM Year: 2022
Project: 0005 - 22-23 Accessibility Improvements
IDIS Activity: 7712 - 22-23 REACH, Inc. Project Ramp {10xxxx-991911}

Status: Open
Location: 1000 Macon St Fort Worth, TX 76102-4527

Objective: Create suitable living environments
Outcome: Availability/accessibility
Matrix Code: Rehab; Single-Unit Residential (14A)
National Objective: LMH

Activity to prevent, prepare for, and respond to Coronavirus: No

Initial Funding Date: 01/31/2023

Description:

Project Ramp is an architectural barrier removal program.
Project Ramp provides for the construction of ramps and the installation of handrails andor grab bars at the homes of low-incomeresidents with mobility impairments living in Tarrant County.
Our goal will be to service 65 unduplicated City of Fort Worth residents with barrier removal services.
Granted funds will be used for building materials, building permits and constructionlabor.
Due to the higher cost of construction materials caused by the current pandemic our average cost perhouseholdconsumer served has increased significantly as well as the need for Project Ramp services.
Our current average per consumerhousehold is $2,500 for building materials, permits and labor.
REACH will continue to provide 100% of all administration costs to administer the project.

Financing

	Fund Type	Grant Year	Grant	Funded Amount	Drawn In Program Year	Drawn Thru Program Year
CDBG	EN	2022	B22MC480010	$125,000.00	$124,575.00	$124,575.00
Total	**Total**			**$125,000.00**	**$124,575.00**	**$124,575.00**

Proposed Accomplishments

Housing Units : 65

Actual Accomplishments

Number assisted:	Owner		Renter		Total		Person	
	Total	Hispanic	Total	Hispanic	Total	Hispanic	Total	Hispanic
White:	18	15	0	0	18	15	0	0
Black/African American:	30	0	0	0	30	0	0	0
Asian:	0	0	0	0	0	0	0	0
American Indian/Alaskan Native:	0	0	0	0	0	0	0	0
Native Hawaiian/Other Pacific Islander:	0	0	0	0	0	0	0	0
American Indian/Alaskan Native & White:	0	0	0	0	0	0	0	0
Asian White:	0	0	0	0	0	0	0	0
Black/African American & White:	1	0	0	0	1	0	0	0

American Indian/Alaskan Native & Black/African American:	0	0	0	0	0	0	0	0
Other multi-racial:	13	0	0	0	13	0	0	0
Asian/Pacific Islander:	0	0	0	0	0	0	0	0
Hispanic:	0	0	0	0	0	0	0	0
Total:	**62**	**15**	**0**	**0**	**62**	**15**	**0**	**0**
Female-headed Households:	14		0		14			

Income Category:

	Owner	Renter	Total	Person
Extremely Low	25	0	25	0
Low Mod	21	0	21	0
Moderate	16	0	16	0
Non Low Moderate	0	0	0	0
Total	62	0	62	0
Percent Low/Mod	100.0%		100.0%	

Annual Accomplishments

Years	Accomplishment Narrative	# Benefitting
2022	REACH has served 62 clients with architectural barrier removal services in Fort Worth. CDBG funds totaling $110,703.00 have been reimbursed to the agency from October 1, 2022 - September 30, 2023.	

PGM Year: 2022
Project: 0005 - 22-23 Accessibility Improvements
IDIS Activity: 7713 - 22-23 United Way - Architectural Barrier Removal Project {104438-9919L1}

Status: Open
Location: 1500 N Main St Fort Worth, TX 76164-8903

Objective: Create suitable living environments
Outcome: Availability/accessibility
Matrix Code: Rehab; Single-Unit Residential (14A)
National Objective: LMH

Activity to prevent, prepare for, and respond to Coronavirus: No

Initial Funding Date: 01/31/2023

Description:

The Program would expand its residential repair services to disabled adults and adults age 60+ years old to remove architectural barriers more extensive structural repairs to housing, including, but not limited to roof repairs, floor repairs, door widening and bathtubshower conversions.

Financing

	Fund Type	Grant Year	Grant	Funded Amount	Drawn In Program Year	Drawn Thru Program Year
CDBG	EN	2022	B22MC480010	$50,000.00	$49,666.02	$49,666.02
Total	**Total**			**$50,000.00**	**$49,666.02**	**$49,666.02**

Proposed Accomplishments

Housing Units : 65

Actual Accomplishments

Number assisted:	Owner		Renter		Total		Person	
	Total	Hispanic	Total	Hispanic	Total	Hispanic	Total	Hispanic
White:	0	0	0	0	0	0		0
Black/African American:	9	0	0	0	9	0	0	0
Asian:	0	0	0	0	0	0	0	0
American Indian/Alaskan Native:	0	0	0	0	0	0	0	0
Native Hawaiian/Other Pacific Islander:	0	0	0	0	0	0	0	0
American Indian/Alaskan Native & White:	0	0	0	0	0	0	0	0
Asian White:	0	0	0	0	0	0	0	0
Black/African American & White:	0	0	0	0	0	0	0	0
American Indian/Alaskan Native & Black/African American:	0	0	0	0	0	0	0	0
Other multi-racial:	0	0	0	0	0	0	0	0
Asian/Pacific Islander:	0	0	0	0	0	0	0	0
Hispanic:	0	0	0	0	0	0	0	0

Total:	**9**	**0**	**0**	**0**	**9**	**0**	**0**	**0**
Female-headed Households:	5		0		5			

Income Category:

	Owner	Renter	Total	Person
Extremely Low	5	0	5	0
Low Mod	3	0	3	0
Moderate	1	0	1	0
Non Low Moderate	0	0	0	0
Total	9	0	9	0
Percent Low/Mod	100.0%		100.0%	

Annual Accomplishments

Years	Accomplishment Narrative	# Benefitting
2022	The Program would expand its residential repair services to disabled adults and adults age 60+ years old to remove architectural barriers and more extensive structural repairs to housing, including, but not limited to roof repairs, floor repairs, door widening, and bathtub/shower conversions. The program has aided 9 adults from October 1- September 30 of the current program year (2022-2023).	

PGM Year: 2022

Project: 0006 - 22-23 Poverty Reduction Programs

IDIS Activity: 7714 - 22-23 The Ladder Alliance - Employment Training {10xxxx-991922}

Status: Completed 11/20/2023 3:46:13 PM
Location: 1100 Hemphill St Ste 302 Suite 302 Fort Worth, TX 76104-4675

Objective: Create economic opportunities
Outcome: Availability/accessibility
Matrix Code: Employment Training (05H)
National Objective: LMC

Activity to prevent, prepare for, and respond to Coronavirus: No

Initial Funding Date: 01/31/2023

Description:

The Ladder Alliance: Provide students various levels of computer skills training, which will enable them to close the technology gap, secure employment and begin the road to a self-reliant, independent and successful life.The Ladder Alliance: Staff Salaries The Ladder Alliance programs are designed to reskill and upskill women to ready them for a new kind of workforce that will offer a sustainable living.
We offer several successful programs: Basic Computer Skills Training (BCST) offered since the beginning; Professional Office Skills Training (POST); Microsoft Office Specialist Training (MOST); and Next Level.
POST broadens professional skills.
Students will participate in resume creation, mock interviews, and many other skill building tools needed to attain and keep a job

Financing

	Fund Type	Grant Year	Grant	Funded Amount	Drawn In Program Year	Drawn Thru Program Year
CDBG	EN	2022	B22MC480010	$69,228.99	$69,228.99	$69,228.99
Total	**Total**			**$69,228.99**	**$69,228.99**	**$69,228.99**

Proposed Accomplishments

People (General) : 180

Actual Accomplishments

Number assisted:	Owner		Renter		Total		Person	
	Total	Hispanic	Total	Hispanic	Total	Hispanic	Total	Hispanic
White:	0	0	0	0	0	0	56	28
Black/African American:	0	0	0	0	0	0	26	1
Asian:	0	0	0	0	0	0	0	0
American Indian/Alaskan Native:	0	0	0	0	0	0	0	0
Native Hawaiian/Other Pacific Islander:	0	0	0	0	0	0	0	0
American Indian/Alaskan Native & White:	0	0	0	0	0	0	1	0
Asian White:	0	0	0	0	0	0	0	0
Black/African American & White:	0	0	0	0	0	0	0	0
American Indian/Alaskan Native & Black/African American:	0	0	0	0	0	0	1	0

Other multi-racial:	0	0	0	0	0	0	4	1
Asian/Pacific Islander:	0	0	0	0	0	0	0	0
Hispanic:	0	0	0	0	0	0	0	0
Total:	**0**	**0**	**0**	**0**	**0**	**0**	**88**	**30**
Female-headed Households:	0		0		0			

Income Category:

	Owner	Renter	Total	Person
Extremely Low	0	0	0	38
Low Mod	0	0	0	22
Moderate	0	0	0	22
Non Low Moderate	0	0	0	6
Total	0	0	0	88
Percent Low/Mod				93.2%

Annual Accomplishments

Years	Accomplishment Narrative	# Benefitting
2022	The Ladder Alliance programs are designed to reskill and upskill women to ready them for a new kind of workforce that will offer a sustainable living. The program offered several successful programs: Basic Computer Skills Training (BCST) offered since the beginning; Professional Office Skills Training (POST); Microsoft Office Specialist Training (MOST); and Next Level. POST broadens professional skills. Students participated in resume creation, mock interviews, and many other skill building tools needed to attain and keep a job. The Ladder Alliance Program consist of the Basic Computer Skills Training (BCST), Job Seekers, Microsoft Office Specialist Training (MOST), and Professional Office Skills Training (POST) which provides income-eligible Fort Worth residents with professional skills. From October 1 to September 30 of the program year (2022-2023), a total of 88 individuals received services. From October 1, 2022 to September 30, 2023, the City of Fort Worth reimbursed the agency $69,228.99, resulting in a balance of $771.01, which will be returned to unprogrammed funds. CDBG funds were used to pay for a percentage of salaries for staff involved in professional skills training and education, directly-related to Professional Office Skills Training (POST), Basic Computer Skills Training (BCST) and Microsoft Office Specialist Training (MOST); and Next Level. Location â¿¿ The Ladder Alliance, 1100 Hemphill, Ste 302, Fort Worth, Texas 76104, Monday through Friday, 8:00 a.m.-5:00 p.m. The Agency served 88 unduplicated clients during the contract year.	

PGM Year: 2022

Project: 0006 - 22-23 Poverty Reduction Programs

IDIS Activity: 7715 - 22-23 The Women's Center of Tarrant County, Inc. - Working Families Success {104438-991933}

Status: Open
Location: 1723 Hemphill St Fort Worth, TX 76110-1516

Objective: Create economic opportunities
Outcome: Availability/accessibility
Matrix Code: Employment Training (05H)
National Objective: LMC

Activity to prevent, prepare for, and respond to Coronavirus: No

Initial Funding Date: 01/31/2023

Description:

The Fort Worth Poverty Reduction and Financial Stability Program, delivered by the Employment Solutions Department, targets low to moderate income, unemployed or underemployed women and men throughout Fort Worth.
The majority of clients served will be women (85+%), over half of which are expected to be women of color and face economic barriers such as: little work experience, limited labor market knowledge (job search techniques and knowledge of career tracks with opportunities for advancement); lack of money-management and financial empowerment tools; and even basic resources (access to computers, childcare, appropriate attire etc.)The project is expected to reach 75 individuals, with rapid employmentjob matching services tailored to job seeker individual needsituation.
As prescribed by the Working Families Success Model, an evidence-based model for poverty reduction, Rapid Employment Services will be bundled with long-term Intensive Financial Coaching and Resource Connection so that clients can stabilize, connect with jobs and achieve greater financial stability.CDBG funds will be used to pay for a portion of program Staff salaries and benefits for two Career Coaches.Agency's Program office and services will be available at 1723 Hemphill Street, Fort Worth, Texas 76110 and virtually.
In office hours will be Monday through Friday, 8:30 AM to 5:00 PM.
Occasional after-hours and weekend sessions will also be provided.

Financing

	Fund Type	Grant Year	Grant	Funded Amount	Drawn In Program Year	Drawn Thru Program Year
CDBG	EN	2022	B22MC480010	$50,000.00	$48,996.72	$48,996.72
Total	**Total**			**$50,000.00**	**$48,996.72**	**$48,996.72**

Proposed Accomplishments

People (General) : 75

Actual Accomplishments

Number assisted:	Owner		Renter		Total		Person	
	Total	Hispanic	Total	Hispanic	Total	Hispanic	Total	Hispanic
White:	0	0	0	0	0	0	47	32
Black/African American:	0	0	0	0	0	0	40	2
Asian:	0	0	0	0	0	0	3	0
American Indian/Alaskan Native:	0	0	0	0	0	0	2	1
Native Hawaiian/Other Pacific Islander:	0	0	0	0	0	0	0	0
American Indian/Alaskan Native & White:	0	0	0	0	0	0	0	0

Asian White:	0	0	0	0	0	0	0	0
Black/African American & White:	0	0	0	0	0	0	2	0
American Indian/Alaskan Native & Black/African American:	0	0	0	0	0	0	0	0
Other multi-racial:	0	0	0	0	0	0	1	1
Asian/Pacific Islander:	0	0	0	0	0	0	0	0
Hispanic:	0	0	0	0	0	0	0	0
Total:	**0**	**0**	**0**	**0**	**0**	**0**	**95**	**36**
Female-headed Households:	0		0		0			

Income Category:

	Owner	Renter	Total	Person
Extremely Low	0	0	0	65
Low Mod	0	0	0	11
Moderate	0	0	0	7
Non Low Moderate	0	0	0	12
Total	0	0	0	95
Percent Low/Mod				87.4%

Annual Accomplishments

Years	Accomplishment Narrative	# Benefitting
2022	The Fort Worth Poverty Reduction and Financial Stability Program, delivered by the Employment Solutions Department, targets low to moderate income, unemployed or underemployed women and men throughout Fort Worth. The majority of clients served will be women (85+%), over half of which are expected to be women of color and face economic barriers such as: little work experience, limited labor market knowledge (job search techniques and knowledge of career tracks with opportunities for advancement); lack of money-management and financial empowerment tools; and even basic resources (access to computers, childcare, appropriate attire etc.) The project is expected to reach 75 individuals, with rapid employment/job matching services tailored to job seeker individual need/situation. As prescribed by the Working Families Success Model, an evidence-based model for poverty reduction, Rapid Employment Services will be bundled with long-term Intensive Financial Coaching and Resource Connection so that clients can stabilize, connect with jobs and achieve greater financial stability. From October 1 to June 30 of the Program Year (2022-2023), 95 clients were served. CDBG funds will be used to pay for a portion of program Staff salaries and benefits for two Career Coaches.	

PGM Year: 2022

Project: 0006 - 22-23 Poverty Reduction Programs

IDIS Activity: 7716 - 22-23 Center for Transforming Lives - Level Up Microenterprise {104438-9919U0}

Status: Open
Location: 512 W 4th St Fort Worth, TX 76102-3613

Objective: Create economic opportunities
Outcome: Availability/accessibility
Matrix Code: Employment Training (05H)
National Objective: LMC

Activity to prevent, prepare for, and respond to Coronavirus: No

Initial Funding Date: 01/31/2023

Description:

The Program will provide targeted outreach, coaching, education, and customized technical assistance to Fort Worth households who are using entrepreneurship as a strategy to generatesupplement income.
Program will provide cohort-based services to assist with informalnon-registered businesses to develop business plans, create legal structures other services, and provide individual coaching.One on one sessions with an assigned Microenterprise and an Economic Mobility Coach will be provided as participants develop and execute their economic mobility plans; and when applicable, childcare and transportation assistance needed for employmentbusiness-related services.CDBG funds will be used to pay for 50% salary for the Microenterprise Coach, 10% of the salary for the Economic Mobility Coach, and 5% of the Asset Building Program Manager.
Fringe details include FICA, SUTA, HealthDental, Retirement, and Workers' Compensation.
CDBG funds will also be used to for allocated rent expenses and printingmarketing needs.Agency's Program office is at 512 W.
4th Street, Fort Worth, TX 76102, Monday through Friday, 8:00 AM to 5:00 PM.
To increase access to services, sessions will primarily be provided virtually.
Services may also be offered during the evenings andor weekends based on the needs of participants.

Financing

	Fund Type	Grant Year	Grant	Funded Amount	Drawn In Program Year	Drawn Thru Program Year
CDBG	EN	2022	B22MC480010	$45,000.00	$43,038.07	$43,038.07
Total	**Total**			**$45,000.00**	**$43,038.07**	**$43,038.07**

Proposed Accomplishments

People (General) : 16

Actual Accomplishments

Number assisted:	Owner		Renter		Total		Person	
	Total	Hispanic	Total	Hispanic	Total	Hispanic	Total	Hispanic
White:	0	0	0	0	0	0		0
Black/African American:	0	0	0	0	0	0	11	0
Asian:	0	0	0	0	0	0	0	0
American Indian/Alaskan Native:	0	0	0	0	0	0	1	0
Native Hawaiian/Other Pacific Islander:	0	0	0	0	0	0	0	0
American Indian/Alaskan Native & White:	0	0	0	0	0	0	1	0

Asian White:	0	0	0	0	0	0	0	0
Black/African American & White:	0	0	0	0	0	0	5	0
American Indian/Alaskan Native & Black/African American:	0	0	0	0	0	0	0	0
Other multi-racial:	0	0	0	0	0	0	2	0
Asian/Pacific Islander:	0	0	0	0	0	0	0	0
Hispanic:	0	0	0	0	0	0	0	0
Total:	**0**	**0**	**0**	**0**	**0**	**0**	**20**	**0**
Female-headed Households:	0		0		0			

Income Category:

	Owner	Renter	Total	Person
Extremely Low	0	0	0	10
Low Mod	0	0	0	6
Moderate	0	0	0	3
Non Low Moderate	0	0	0	1
Total	0	0	0	20
Percent Low/Mod				95.0%

Annual Accomplishments

Years	Accomplishment Narrative	# Benefitting
2022	CTL's Microenterprise Technical Assistance program is a continuing program that has expanded utilizing lessons learned and a comprehensive review of effective strategies in addressing the barriers of underserved entrepreneurs in Tarrant County. From October 1 - June 30 of the program year 20 micro-entrepreneurs.	

PGM Year: 2022
Project: 0006 - 22-23 Poverty Reduction Programs
IDIS Activity: 7717 - 22-23 Easter Seals North Texas, Inc. - Employment Services {104438-9919L2}

Status: Open
Location: 1424 Hemphill St Fort Worth, TX 76104-4703

Objective: Create economic opportunities
Outcome: Availability/accessibility
Matrix Code: Employment Training (05H)
National Objective: LMC

Activity to prevent, prepare for, and respond to Coronavirus: No

Initial Funding Date: 01/31/2023

Description:

The program will provide a person-centered approach to job attainment for individuals, who are residents of Fort Worth, aged 18 and up, who face barriers to employment, including: 1) individuals withdisabilities; 2) individuals who are justice-involved; 3) individuals living at or below the poverty level; 4) individuals who are experiencing homelessness or are home insecure; and 5) veterans.
Program will match the skills and interests of these individuals with the best opportunities for success in the workplace by actualizing long-term and gainful employment and empowering those individuals to positively impact the community by becoming contributing members of society.
Program will provide the following: person-centered planning; employment readiness; supported employment; job development and job placement; job coaching and ongoing follow up; retention and advancement services; and training on ADA Advocacy.CDBG Funds will be used to pay for staff costs in order to provide direct outreach and job support services to clients that will be served; teaching aids and equipment, as well as occupancy costs for the Job Club and Resource Center that will be utilized for this program.
The agency office is located at 1424 Hemphill Street, Fort Worth, TX 76104 where the agency will also provide program services.The agency will host weekly Job Club meetings for all participants, in addition to a separate Veterans Club meeting twice per week, with additional hours as needed.
The Employment Services Coordinator will also provide one-on-one coaching at least twice per week.
Additionally, the agency will conduct weekly outreach to local businesses, homeless shelters, and partner organizations to ensure they are meeting the needs of those in the community who need support securing employment.
Services will be available Monday- Thursday from 8:30 am- 5:00 pm, and on Fridays from 8:30- noon.

Financing

	Fund Type	Grant Year	Grant	Funded Amount	Drawn In Program Year	Drawn Thru Program Year
CDBG	EN	2022	B22MC480010	$50,000.00	$49,080.21	$49,080.21
Total	**Total**			**$50,000.00**	**$49,080.21**	**$49,080.21**

Proposed Accomplishments

People (General) : 90

Actual Accomplishments

Number assisted:	Owner		Renter		Total		Person	
	Total	Hispanic	Total	Hispanic	Total	Hispanic	Total	Hispanic
White:	0	0	0	0	0	0	25	1
Black/African American:	0	0	0	0	0	0	33	0
Asian:	0	0	0	0	0	0	1	0
American Indian/Alaskan Native:	0	0	0	0	0	0	0	0

Native Hawaiian/Other Pacific Islander:	0	0	0	0	0	0	0	0
American Indian/Alaskan Native & White:	0	0	0	0	0	0	0	0
Asian White:	0	0	0	0	0	0	1	0
Black/African American & White:	0	0	0	0	0	0	3	0
American Indian/Alaskan Native & Black/African American:	0	0	0	0	0	0	0	0
Other multi-racial:	0	0	0	0	0	0	7	3
Asian/Pacific Islander:	0	0	0	0	0	0	0	0
Hispanic:	0	0	0	0	0	0	0	0
Total:	**0**	**0**	**0**	**0**	**0**	**0**	**70**	**4**
Female-headed Households:	0		0		0			

Income Category:

	Owner	Renter	Total	Person
Extremely Low	0	0	0	48
Low Mod	0	0	0	16
Moderate	0	0	0	4
Non Low Moderate	0	0	0	2
Total	0	0	0	70
Percent Low/Mod				97.1%

Annual Accomplishments

Years	Accomplishment Narrative	# Benefitting
2022	The program will provide a person-centered approach to job attainment for individuals, who are residents of Fort Worth, aged 18 and up, who face barriers to employment, including 1) individuals with disabilities; 2) individuals who are justice-involved; 3) individuals living at or below the poverty level; 4) individuals who are experiencing homelessness or are home insecure; and 5) veterans. The program will match the skills and interests of these individuals with the best opportunities for success in the workplace by actualizing long-term and gainful employment and empowering those individuals to positively impact the community by becoming contributing members of society. The program will provide the following: person-centered planning; employment readiness; supported employment; job development and job placement; job coaching and ongoing follow-up; retention and advancement services; and training on ADA Advocacy. From October 1 to September 30 of the Program Year (2022-2023), 70 clients received services.	

PGM Year: 2022
Project: 0007 - 22-23 Affordable Housing
IDIS Activity: 7718 - 22-23 Housing Channel- Counseling & Foreclosure {104438-991938}

Status: Open
Location: 2900 Airport Fwy Fort Worth, TX 76111-3918

Objective: Provide decent affordable housing
Outcome: Affordability
Matrix Code: Housing Counseling only, under 24 CFR 5.100 (05U)
National Objective: LMC

Activity to prevent, prepare for, and respond to Coronavirus: No

Initial Funding Date: 01/31/2023

Description:

The Program will provide homeownership training in accordance with HUD requirements, including in-depth one-on-one pre-purchase housing counseling and group education workshops consisting of money management including basic debt management, household budgeting, consumer education, landscaping, routine maintenance, and a review of the (HAP) program requirements as well as foreclosure prevention services to income-eligible home buyers and home owners.Agency office and program services will be available at 2900 Airport Freeway, Fort Worth, TX 76111, Monday through Friday, 8:00 a.m.
to 5:00 p.m., with occasional classes on weekday evenings and Saturdays.
Services will also be made available through phone counseling sessions and virtual meetings and classes.
CDBG funds will be used to pay for salaries for staff involved in housing counseling and education, directly-related coordination, and staff support.
CDBG funds will also be used to pay for credit reports and an appropriate percentage of the expenses for telephone, office equipment, Directors and Officers insurance, and general liability insurance.
The percentage of any Program employee's salary will not exceed the percentage of Fort Worth clients participating in the Program and shall be cost-allocated in accordance with the amount applicable to the CDBG-funded Program.

Financing

	Fund Type	Grant Year	Grant	Funded Amount	Drawn In Program Year	Drawn Thru Program Year
CDBG	EN	2022	B22MC480010	$100,000.00	$97,645.46	$97,645.46
Total	**Total**			**$100,000.00**	**$97,645.46**	**$97,645.46**

Proposed Accomplishments

People (General) : 200

Actual Accomplishments

Number assisted:	Owner		Renter		Total		Person	
	Total	Hispanic	Total	Hispanic	Total	Hispanic	Total	Hispanic
White:	0	0	0	0	0	0	79	0
Black/African American:	0	0	0	0	0	0	103	0
Asian:	0	0	0	0	0	0	4	0
American Indian/Alaskan Native:	0	0	0	0	0	0	0	0
Native Hawaiian/Other Pacific Islander:	0	0	0	0	0	0	0	0
American Indian/Alaskan Native & White:	0	0	0	0	0	0	1	0

Asian White:	0	0	0	0	0	0	0	0
Black/African American & White:	0	0	0	0	0	0	0	0
American Indian/Alaskan Native & Black/African American:	0	0	0	0	0	0	0	0
Other multi-racial:	0	0	0	0	0	0	25	0
Asian/Pacific Islander:	0	0	0	0	0	0	0	0
Hispanic:	0	0	0	0	0	0	0	0
Total:	**0**	**0**	**0**	**0**	**0**	**0**	**212**	**0**
Female-headed Households:	0		0		0			

Income Category:

	Owner	Renter	Total	Person
Extremely Low	0	0	0	28
Low Mod	0	0	0	64
Moderate	0	0	0	74
Non Low Moderate	0	0	0	46
Total	0	0	0	212
Percent Low/Mod				78.3%

Annual Accomplishments

Years	Accomplishment Narrative	# Benefitting
2022	The program provided homeownership training in accordance with HUD requirements, including in-depth one-on-one pre-purchase housing counseling and group education workshops. From October 1 to Septemeber 30 of the program year, the Agency served 212 unduplicated clients.	

PGM Year: 2022

Project: 0008 - 22-23 Reading & Educational Support Services

IDIS Activity: 7719 - 22-23 AB Christian Learning Center - After School Program {104438-991925}

Status: Open
Location: 5005 Brentwood Stair Rd Ste 200 Suite 200 Fort Worth, TX 76112-2839

Objective: Create economic opportunities
Outcome: Affordability
Matrix Code: Child Care Services (05L)
National Objective: LMC

Activity to prevent, prepare for, and respond to Coronavirus: No

Initial Funding Date: 01/31/2023

Description:

The Program provides after-school academic tutoring with a STEM (Science, Technology, Engineering and Mathematics) component to children ages 5 to 12 years of age.
Each child will receive a nutritional snack, tutoring and homework assistance.
Reading assessments will be conducted on each student at the beginning and at the end of the Program to determine student progress.CDBG Funds will be used to pay for salaries and FICA for Program employees, and participants membership fees charged by the service location (community center).
The percentage of any Program employee salary will not exceed the percentage of Fort Worth clients participating in the Program and shall be cost allocated in accordance with the amount applicable to the CDBG funded Program.Agency office is located at 5005 Brentwood Stair Road, Suite 200, Fort Worth, TX 76112.
Agency will provide Program services October 2022 through May 2023 at the following City of Fort Worth Neighborhood Center location on the following days and times:Martin Luther King Jr.
Community Center, 5565 Truman Drive, Fort Worth, TX 76112 Monday through Friday: Kindergarten through 5th grade students, 3:30 to 6:00 pm

Financing

	Fund Type	Grant Year	Grant	Funded Amount	Drawn In Program Year	Drawn Thru Program Year
CDBG	EN	2022	B22MC480010	$75,000.00	$74,925.00	$74,925.00
Total	**Total**			**$75,000.00**	**$74,925.00**	**$74,925.00**

Proposed Accomplishments

People (General) : 50

Actual Accomplishments

Number assisted:	Owner		Renter		Total		Person	
	Total	Hispanic	Total	Hispanic	Total	Hispanic	Total	Hispanic
White:	0	0	0	0	0	0	3	2
Black/African American:	0	0	0	0	0	0	40	0
Asian:	0	0	0	0	0	0	0	0
American Indian/Alaskan Native:	0	0	0	0	0	0	0	0
Native Hawaiian/Other Pacific Islander:	0	0	0	0	0	0	0	0
American Indian/Alaskan Native & White:	0	0	0	0	0	0	0	0
Asian White:	0	0	0	0	0	0	0	0
Black/African American & White:	0	0	0	0	0	0	4	3

American Indian/Alaskan Native & Black/African American:	0	0	0	0	0	0	1	1
Other multi-racial:	0	0	0	0	0	0	0	0
Asian/Pacific Islander:	0	0	0	0	0	0	0	0
Hispanic:	0	0	0	0	0	0	0	0
Total:	**0**	**0**	**0**	**0**	**0**	**0**	**48**	**6**
Female-headed Households:	0		0		0			

Income Category:

	Owner	Renter	Total	Person
Extremely Low	0	0	0	21
Low Mod	0	0	0	16
Moderate	0	0	0	8
Non Low Moderate	0	0	0	3
Total	0	0	0	48
Percent Low/Mod				93.8%

Annual Accomplishments

Years	Accomplishment Narrative	# Benefitting
2022	The Program provides after-school academic tutoring with a STEM (Science, Technology, Engineering, and Mathematics) component to children ages 5 to 12 years of age. Each child will receive a nutritional snack, tutoring and homework assistance. Reading assessments will be conducted on each student at the beginning and at the end of the Program to determine student progress. From October 1 to September 30 of the Program Year (2022-2023), 48 youth received services. CDBG Funds will be used to pay for salaries and FICA for Program employees, and participant membership fees charged by the service location (community center). The percentage of any Program employee salary will not exceed the percentage of Fort Worth clients participating in the Program and shall be cost-allocated in accordance with the amount applicable to the CDBG funded Program.	

PGM Year: 2022
Project: 0008 - 22-23 Reading & Educational Support Services
IDIS Activity: 7720 - 22-23 YMCA - Y Achievers {104438-991928}

Status: Open
Location: 512 Lamar St Fort Worth, TX 76102-3754

Objective: Create economic opportunities
Outcome: Affordability
Matrix Code: Youth Services (05D)
National Objective: LMC

Activity to prevent, prepare for, and respond to Coronavirus: No

Initial Funding Date: 01/31/2023

Description:

Program provides a combined mentoring program as it encourages teens to develop and pursue high educational and career goals with the assistance and guidance of African AmericanHispanic professionals from a variety of careers.
The program is for all teens and has a targeted emphasis with teens of color.
By recognizing and engaging the talents of African Americans, Hispanics andother people of color who are successful in their careers, the program brings a needed positive influence to the East and Southeast Fort Worth communities.
By incorporating all races, ethnicities, and genders, the Y Achievers program builds diverse relationships, aids in cultural understanding, which strengthen our communities.CDBG Funds will be used to pay for a percentage of salaries, food for participants and membership fees associated with the program in Southeast Fort Worth.The agency office is located at 512 Lamar Street, Suite 400, Fort Worth, TX 76102.
The agency will provide Program services at the following locations:Eastside YMCA 1500 Sandy Lane, Fort Worth, TX 76112William M. McDonald YMCA 2701 Morseby Street, Fort Worth, TX 76105Eastern Hills High School 5701 Shelton Street, Fort Worth, TX 76112Dunbar High School 5700 Ramey Avenue, Fort Worth, TX 76112

Financing

	Fund Type	Grant Year	Grant	Funded Amount	Drawn In Program Year	Drawn Thru Program Year
CDBG	EN	2022	B22MC480010	$50,000.00	$49,340.91	$49,340.91
Total	**Total**			**$50,000.00**	**$49,340.91**	**$49,340.91**

Proposed Accomplishments

People (General) : 65

Actual Accomplishments

Number assisted:	Owner		Renter		Total		Person	
	Total	Hispanic	Total	Hispanic	Total	Hispanic	Total	Hispanic
White:	0	0	0	0	0	0	22	22
Black/African American:	0	0	0	0	0	0	60	2
Asian:	0	0	0	0	0	0	1	0
American Indian/Alaskan Native:	0	0	0	0	0	0	0	0
Native Hawaiian/Other Pacific Islander:	0	0	0	0	0	0	0	0
American Indian/Alaskan Native & White:	0	0	0	0	0	0	0	0

Asian White:	0	0	0	0	0	0	0	0
Black/African American & White:	0	0	0	0	0	0	1	0
American Indian/Alaskan Native & Black/African American:	0	0	0	0	0	0	0	0
Other multi-racial:	0	0	0	0	0	0	0	0
Asian/Pacific Islander:	0	0	0	0	0	0	0	0
Hispanic:	0	0	0	0	0	0	0	0
Total:	**0**	**0**	**0**	**0**	**0**	**0**	**84**	**24**
Female-headed Households:	0		0		0			

Income Category:

	Owner	Renter	Total	Person
Extremely Low	0	0	0	38
Low Mod	0	0	0	36
Moderate	0	0	0	7
Non Low Moderate	0	0	0	3
Total	0	0	0	84
Percent Low/Mod				96.4%

Annual Accomplishments

Years	Accomplishment Narrative	# Benefitting
2022	The Y Achievers program will engage the teen target populations by providing a safe and secure place to meet, providing activities that promote education, and reinforcing positive behaviors. The Y Achievers program will also help teens connect with their communities and improve the communities they live in. The overall heart of the program will help increase teen safety and show teens they have support factors. The Y Achievers program has served 84 teens, from October 1 - September 30 of the program year (2022-2023), by providing College and Career Readiness Mentoring designed to help teens establish and pursue high educational and career goals resulting in high school graduation and acceptance to an institution of higher learning or successful adoption of a vocation.	

PGM Year: 2022
Project: 0008 - 22-23 Reading & Educational Support Services
IDIS Activity: 7721 - 22-23 United Community Centers {104438-991930}

Status: Open
Location: 3900 Meadowbrook Dr Fort Worth, TX 76103-2602

Objective: Create economic opportunities
Outcome: Affordability
Matrix Code: Child Care Services (05L)
National Objective: LMC

Activity to prevent, prepare for, and respond to Coronavirus: No

Initial Funding Date: 01/31/2023

Description:

The Educational Enrichment program will provide a childcare literacy program.
The Program will assist children in pre-k to 13 years of age with reading, writing, comprehension, and increased literacy skills, in addition to the licensed child care after-school program during the regular school year and full-day during the summer.
The after-school program classes are aligned with the Fort Worth ISD Calendar and the full-day summer program is ten consecutive weeks during the summer that runs from early June to mid-August.CDBG Funds will be used to pay for a percentage of salaries for Program employees.
Agency's main office is located at 3900 Meadowbrook Drive, Fort Worth, Texas 76103.
Agency Program services will be provided Monday through Friday, 2:00 p.m.
to 6:00 p.m.
for the after-school program and 7:00 a.m.
to 6:00 p.m.
for the full-day summer program and on school waiver daysholidays.
Services will be provided at the following locations:United Community Center- Wesley 3600 N.
Crump St., Fort Worth, Texas 76106United Community Center- Bethlehem 951 Evans Avenue, Fort Worth, Texas 76104United Community Center- Poly 3100 Avenue I, Fort Worth, Texas 76105

Financing

	Fund Type	Grant Year	Grant	Funded Amount	Drawn In Program Year	Drawn Thru Program Year
CDBG	EN	2022	B22MC480010	$100,000.00	$100,000.00	$100,000.00
Total	**Total**			**$100,000.00**	**$100,000.00**	**$100,000.00**

Proposed Accomplishments

People (General) : 200

Actual Accomplishments

Number assisted:	Owner		Renter		Total		Person	
	Total	Hispanic	Total	Hispanic	Total	Hispanic	Total	Hispanic
White:	0	0	0	0	0	0	220	187
Black/African American:	0	0	0	0	0	0	23	3
Asian:	0	0	0	0	0	0	0	0
American Indian/Alaskan Native:	0	0	0	0	0	0	0	0

Native Hawaiian/Other Pacific Islander:	0	0	0	0	0	0	0	0
American Indian/Alaskan Native & White:	0	0	0	0	0	0	0	0
Asian White:	0	0	0	0	0	0	0	0
Black/African American & White:	0	0	0	0	0	0	2	0
American Indian/Alaskan Native & Black/African American:	0	0	0	0	0	0	0	0
Other multi-racial:	0	0	0	0	0	0	0	0
Asian/Pacific Islander:	0	0	0	0	0	0	0	0
Hispanic:	0	0	0	0	0	0	0	0
Total:	**0**	**0**	**0**	**0**	**0**	**0**	**245**	**190**
Female-headed Households:	0		0		0			

Income Category:

	Owner	Renter	Total	Person
Extremely Low	0	0	0	87
Low Mod	0	0	0	110
Moderate	0	0	0	43
Non Low Moderate	0	0	0	5
Total	0	0	0	245
Percent Low/Mod				98.0%

Annual Accomplishments

Years	Accomplishment Narrative	# Benefitting
2022	The Educational Enrichment, Literacy for Life, program provided a child care literacy program. The Program assisted children in pre-k to 13 years of age with reading, writing, comprehension and increased literacy skills, in addition to the licensed child care after-school program during the regular school year and full-day during the summer. From Oct 1 to September 30 of the program year (2022-2023), 245 youth received services.	

PGM Year: 2022
Project: 0009 - 22-23 Youth Services
IDIS Activity: 7722 - 22-23 Boys & Girls Club of Tarrant County - Eastside - Youth Development {104438-991934}

Status: Open
Location: 4651 Ramey Ave Fort Worth, TX 76105-3645

Objective: Create economic opportunities
Outcome: Affordability
Matrix Code: Youth Services (05D)
National Objective: LMC

Activity to prevent, prepare for, and respond to Coronavirus: No

Initial Funding Date: 01/31/2023

Description:

The Youth Development program at the Boys & Girls Club Eastside Branch and community is open to school-aged youth, ages 6-18 years old, year-round providing out-of-school time enrichment activities that promote positive youth development.
The Eastside Clubs youth development program equips youth with the building blocks needed for positive cognitive, social, emotional, and physical development so they can thrive and be resilient in their lives.
Through the onsite program and Mobile Clubhouse Experience, Boys & Girls Club drives outcomes in academic engagement, and overall health and wellness for kids in the Stop Six and surrounding communities.Standard services provided include:CDBG Funds will be used to pay for salaries for program employees and officeprogram supplies in accordance with the amount applicable to the CDBG funded Program.Agency office and Program services will be available: Eastside Branch 4651 Ramey Ave Fort Worth TX 76105 3:30pm to 6:30 pm Monday Friday(begins at 9:30 AM during summer and special school holiday club service days)

Financing

	Fund Type	Grant Year	Grant	Funded Amount	Drawn In Program Year	Drawn Thru Program Year
CDBG	EN	2022	B22MC480010	$60,000.00	$60,000.00	$60,000.00
Total	**Total**			**$60,000.00**	**$60,000.00**	**$60,000.00**

Proposed Accomplishments

People (General) : 340

Actual Accomplishments

Number assisted:	Owner		Renter		Total		Person	
	Total	Hispanic	Total	Hispanic	Total	Hispanic	Total	Hispanic
White:	0	0	0	0	0	0	55	36
Black/African American:	0	0	0	0	0	0	215	0
Asian:	0	0	0	0	0	0	0	0
American Indian/Alaskan Native:	0	0	0	0	0	0	0	0
Native Hawaiian/Other Pacific Islander:	0	0	0	0	0	0	0	0
American Indian/Alaskan Native & White:	0	0	0	0	0	0	2	0
Asian White:	0	0	0	0	0	0	0	0
Black/African American & White:	0	0	0	0	0	0	16	4

American Indian/Alaskan Native & Black/African American:	0	0	0	0	0	0	0	0
Other multi-racial:	0	0	0	0	0	0	3	2
Asian/Pacific Islander:	0	0	0	0	0	0	0	0
Hispanic:	0	0	0	0	0	0	0	0
Total:	**0**	**0**	**0**	**0**	**0**	**0**	**291**	**42**
Female-headed Households:	0		0		0			

Income Category:

	Owner	Renter	Total	Person
Extremely Low	0	0	0	130
Low Mod	0	0	0	93
Moderate	0	0	0	49
Non Low Moderate	0	0	0	19
Total	0	0	0	291
Percent Low/Mod				93.5%

Annual Accomplishments

Years	Accomplishment Narrative	# Benefitting
2022	The Youth Development program at the Boys & Girls Club Eastside Branch and community served 188 school-aged youth, ages 6-18 years old, from October 1 - September 30 of the program year (2022-2023), by providing out-of-school time enrichment activities that promote positive youth development.	

PGM Year: 2022
Project: 0009 - 22-23 Youth Services
IDIS Activity: 7723 - 22-23 Girls Inc of Tarrant County - Leadership Program {104438-991936}

Status: Open
Location: 304 E Vickery Blvd Fort Worth, TX 76104-1328

Objective: Create economic opportunities
Outcome: Affordability
Matrix Code: Youth Services (05D)
National Objective: LMC

Activity to prevent, prepare for, and respond to Coronavirus: No

Initial Funding Date: 01/31/2023

Description:

Program provides in-school, after-school, and summer education and activities to improve life skills, promote academic success, and prevent juvenile crime and delinquency for girls, ages 13-18 years of age.
Curricula that will be used include, Leadership & Community Action, Academic Advisement and Mentoring, Girls Beyond Bullying, Friendly PEERsuasion, and Economic Literacy.Girls Inc.
staff develop mentoring relationships with the girls to challenge growth, express care from a positive role model, and expand possibilities.
Group and individual mentoring activities are provided on campus during school hours and after school.
A research-based curricula is delivered in a group-setting.
This provides each girl a safe and supportive place to learn and grow socially and emotionally.
Girls Inc.
activities are focused on Strong (mental health & well-being), Smart (educational achievement), and Bold (awareness and community action) initiatives that support the development of positive coping skills, conflict resolution skills, and goal setting in a pro-girl environment.

Financing

	Fund Type	Grant Year	Grant	Funded Amount	Drawn In Program Year	Drawn Thru Program Year
CDBG	EN	2022	B22MC480010	$75,000.00	$75,000.00	$75,000.00
Total	**Total**			**$75,000.00**	**$75,000.00**	**$75,000.00**

Proposed Accomplishments

People (General) : 131

Actual Accomplishments

Number assisted:	Owner		Renter		Total		Person	
	Total	Hispanic	Total	Hispanic	Total	Hispanic	Total	Hispanic
White:	0	0	0	0	0	0	91	12
Black/African American:	0	0	0	0	0	0	14	0
Asian:	0	0	0	0	0	0	2	0
American Indian/Alaskan Native:	0	0	0	0	0	0	0	0
Native Hawaiian/Other Pacific Islander:	0	0	0	0	0	0	0	0
American Indian/Alaskan Native & White:	0	0	0	0	0	0	0	0

Asian White:	0	0	0	0	0	0	0	0
Black/African American & White:	0	0	0	0	0	0	3	0
American Indian/Alaskan Native & Black/African American:	0	0	0	0	0	0	0	0
Other multi-racial:	0	0	0	0	0	0	7	0
Asian/Pacific Islander:	0	0	0	0	0	0	0	0
Hispanic:	0	0	0	0	0	0	0	0
Total:	**0**	**0**	**0**	**0**	**0**	**0**	**117**	**12**
Female-headed Households:	0		0		0			

Income Category:

	Owner	Renter	Total	Person
Extremely Low	0	0	0	45
Low Mod	0	0	0	38
Moderate	0	0	0	21
Non Low Moderate	0	0	0	13
Total	0	0	0	117
Percent Low/Mod				88.9%

Annual Accomplishments

Years	Accomplishment Narrative	# Benefitting
2022	Girls Incorporated of Tarrant County provided in-school, after-school, and summer education and activities to improve life skills, promote academic success, and prevent juvenile crime and delinquency for girls, ages 13-19 years of age. CDBG funds were used to pay for a percentage of salaries for program employees. Services were available at 1226 E. Weatherford Street, Fort Worth, TX 76102. The Agency served 117 unduplicated clients from October 1 to September 30 of the Program Year.	

PGM Year: 2022
Project: 0009 - 22-23 Youth Services
IDIS Activity: 7724 - 22-23 Fortress Youth Development Center, Inc. - Fortress PreSchool {104438-9919W2}

Status: Open
Location: 1007 E Terrell Ave Fort Worth, TX 76104

Objective: Create economic opportunities
Outcome: Affordability
Matrix Code: Youth Services (05D)
National Objective: LMC

Activity to prevent, prepare for, and respond to Coronavirus: No

Initial Funding Date: 01/31/2023

Description:

Fortress is a nonprofit organization that provides academic, social-emotional, spiritual, and concrete support for families who are working to achieve stability, health, and happiness.
To help fulfill its mission of building bridges from poverty to promise, Fortress Preschool addresses the developmental and social-emotional needs of children ages 6 weeks to 4 years through both half-day and full-day year-round programming.
An emphasis on achieving developmental milestones is balanced with creative play, early literacy, and social-emotional learning.
The addition of a new toddler classroom will meet two needs: 1) create more space for children on our waitlist to attend full-day preschool so that their parents can work or attend school and 2) focus more intentionally on important developmental milestones and educational building blocks by separating the schools youngest two classrooms into three more finely defined age groups.100% of CDBG funds will be used to pay three teachers salaries for the new classroom.Agency office and program services will be available at 1007 E Terrell Ave, Fort Worth, 76104.
Our school year operating hours are Monday-Thursday 8:00am-6:30PM.
Summer hours are M-Th, 8am-2pm.

Financing

	Fund Type	Grant Year	Grant	Funded Amount	Drawn In Program Year	Drawn Thru Program Year
CDBG	EN	2022	B22MC480010	$50,000.00	$47,087.62	$47,087.62
Total	**Total**			**$50,000.00**	**$47,087.62**	**$47,087.62**

Proposed Accomplishments

People (General) : 70

Actual Accomplishments

Number assisted:	Owner		Renter		Total		Person	
	Total	Hispanic	Total	Hispanic	Total	Hispanic	Total	Hispanic
White:	0	0	0	0	0	0	25	23
Black/African American:	0	0	0	0	0	0	70	0
Asian:	0	0	0	0	0	0	0	0
American Indian/Alaskan Native:	0	0	0	0	0	0	0	0
Native Hawaiian/Other Pacific Islander:	0	0	0	0	0	0	0	0
American Indian/Alaskan Native & White:	0	0	0	0	0	0	0	0
Asian White:	0	0	0	0	0	0	0	0

Black/African American & White:	0	0	0	0	0	0	0	0
American Indian/Alaskan Native & Black/African American:	0	0	0	0	0	0	0	0
Other multi-racial:	0	0	0	0	0	0	0	0
Asian/Pacific Islander:	0	0	0	0	0	0	0	0
Hispanic:	0	0	0	0	0	0	0	0
Total:	**0**	**0**	**0**	**0**	**0**	**0**	**95**	**23**
Female-headed Households:	0		0		0			

Income Category:

	Owner	Renter	Total	Person
Extremely Low	0	0	0	49
Low Mod	0	0	0	32
Moderate	0	0	0	7
Non Low Moderate	0	0	0	7
Total	0	0	0	95
Percent Low/Mod				92.6%

Annual Accomplishments

Years	Accomplishment Narrative	# Benefitting
2022	Half-day and full-day preschool classes enjoy a curriculum informed by FWISD's Major Categories of Preschool Readiness. Along with the curriculum, our teachers blend Conscious Discipline techniques and Montessori-style activities to help children learn, grow, and enjoy each day. Conscious Discipline is a positive discipline curriculum that focuses on emotional education. This approach to preschool readiness is especially important for children living in poverty who might have experienced adverse childhood experiences or have a stressful home life. From October 1-June 30 of the program year (2022-2023)Fortress has served a total of 95 children.	

PGM Year: 2022
Project: 0010 - 22-23 Aging In Place
IDIS Activity: 7725 - 22-23 Meals On Wheels - Nutrition Program {10xxxx-991932}

Status: Open
Location: 5740 Airport Fwy Fort Worth, TX 76117-6005

Objective: Create suitable living environments
Outcome: Availability/accessibility
Matrix Code: Services for Persons with Disabilities (05B)
National Objective: LMC

Activity to prevent, prepare for, and respond to Coronavirus: No

Initial Funding Date: 01/31/2023

Description:

PSA Aging In Place programs will serve older adults providing access to resources needed to age in their homes, while maintaining both their independence and quality of life.
Meals on Wheels (Nutrition Program): Portion of the cost of meals provided for homebound elderly and disabled Fort Worth residents who meet eligibility requirements.
Meals on Wheels of Tarrant County (Nutrition Program): Provides home-delivered meals, supplemental nutrition, and congregate meals to disadvantaged older adults in Fort Worth.
Community needs to be addressed are malnutrition, food insecurity, social isolation, and poor mental and physical health.The Meals On Wheels Nutrition Program provides home-delivered meals, supplemental nutrition, and congregate meals to disadvantaged older adults in Fort Worth.
Community needs to be addressed are malnutrition, food insecurity, social isolation, and poor mental and physical health

Financing

	Fund Type	Grant Year	Grant	Funded Amount	Drawn In Program Year	Drawn Thru Program Year
CDBG	EN	2022	B22MC480010	$72,006.00	$72,005.03	$72,005.03
Total	**Total**			**$72,006.00**	**$72,005.03**	**$72,005.03**

Proposed Accomplishments

People (General) : 190

Actual Accomplishments

Number assisted:	Owner		Renter		Total		Person	
	Total	Hispanic	Total	Hispanic	Total	Hispanic	Total	Hispanic
White:	0	0	0	0	0	0	113	23
Black/African American:	0	0	0	0	0	0	74	0
Asian:	0	0	0	0	0	0	3	0
American Indian/Alaskan Native:	0	0	0	0	0	0	1	0
Native Hawaiian/Other Pacific Islander:	0	0	0	0	0	0	0	0
American Indian/Alaskan Native & White:	0	0	0	0	0	0	0	0
Asian White:	0	0	0	0	0	0	0	0
Black/African American & White:	0	0	0	0	0	0	0	0
American Indian/Alaskan Native & Black/African American:	0	0	0	0	0	0	0	0
Other multi-racial:	0	0	0	0	0	0	3	3

Asian/Pacific Islander:	0	0	0	0	0	0	0	0
Hispanic:	0	0	0	0	0	0	0	0
Total:	**0**	**0**	**0**	**0**	**0**	**0**	**194**	**26**
Female-headed Households:	0		0		0			

Income Category:

	Owner	Renter	Total	Person
Extremely Low	0	0	0	160
Low Mod	0	0	0	27
Moderate	0	0	0	7
Non Low Moderate	0	0	0	0
Total	0	0	0	194
Percent Low/Mod				100.0%

Annual Accomplishments

Years	Accomplishment Narrative	# Benefitting
2022	Meals on Wheels provided meals to 194 elderly and/or disabled clients, from October 1- September 30 of the program year (2022-2023).	

PGM Year: 2022
Project: 0010 - 22-23 Aging In Place
IDIS Activity: 7726 - 22-23 Meals On Wheels - Transportation Program {104438-991932}

Status: Open
Location: 5740 Airport Fwy Fort Worth, TX 76117-6005

Objective: Create suitable living environments
Outcome: Affordability
Matrix Code: Services for Persons with Disabilities (05B)
National Objective: LMC

Activity to prevent, prepare for, and respond to Coronavirus: No

Initial Funding Date: 02/01/2023

Description:

The Program will provide transportation services to and from home to adult activity centers.
Transit will also be provided to the bank, grocery stores, barberstyling salon appointments, pharmacy, out-to-eat, social outings, and other errands of this nature.
The individual must be on our Nutrition program and receive congregate meals, home-delivered meals, or supplemental nutrition.
This service is primarily to provide congregate clients transportation to and from adult activity centers for meals and activities.
The client must provide a verifiable ID that shows they have Fort Worth residency.
Documentation is acquired at client intake and this is when we obtain the required signatures.
Activity Center Directors, case managers, trained volunteers, the Activity Center Program Coordinator, or other staff may facilitate the intake process.
Residency is verified through Tarrant Appraisal District (TAD) by the Activity Center Program Coordinator.CDBG Funds will be used to pay for the cost of one-way trips provided to elderly Fort Worth residents.
Cost for the transit service shall be the same as the rate charged to the Agency by the vendor or subcontractor.The agency office is located at 5740 Airport Freeway, Fort Worth, TX 76117.
Office hours are Monday through Thursday, 8:00 a.m.
to 4:30 p.m.
and Friday, 8:00 a.m.
to 3:30 p.m.Services will be provided citywide at eligible clients homes.

Financing

	Fund Type	Grant Year	Grant	Funded Amount	Drawn In Program Year	Drawn Thru Program Year
CDBG	EN	2022	B22MC480010	$50,000.00	$49,987.50	$49,987.50
Total	**Total**			**$50,000.00**	**$49,987.50**	**$49,987.50**

Proposed Accomplishments

Actual Accomplishments

Number assisted:	Owner		Renter		Total		Person	
	Total	Hispanic	Total	Hispanic	Total	Hispanic	Total	Hispanic
White:	0	0	0	0	0	0	37	15
Black/African American:	0	0	0	0	0	0	53	0
Asian:	0	0	0	0	0	0	1	0
American Indian/Alaskan Native:	0	0	0	0	0	0	0	0

Native Hawaiian/Other Pacific Islander:	0	0	0	0	0	0	0	0
American Indian/Alaskan Native & White:	0	0	0	0	0	0	0	0
Asian White:	0	0	0	0	0	0	0	0
Black/African American & White:	0	0	0	0	0	0	0	0
American Indian/Alaskan Native & Black/African American:	0	0	0	0	0	0	0	0
Other multi-racial:	0	0	0	0	0	0	6	2
Asian/Pacific Islander:	0	0	0	0	0	0	0	0
Hispanic:	0	0	0	0	0	0	0	0
Total:	**0**	**0**	**0**	**0**	**0**	**0**	**97**	**17**
Female-headed Households:	0		0		0			

Income Category:

	Owner	Renter	Total	Person
Extremely Low	0	0	0	0
Low Mod	0	0	0	97
Moderate	0	0	0	0
Non Low Moderate	0	0	0	0
Total	0	0	0	97
Percent Low/Mod				100.0%

Annual Accomplishments

Years	Accomplishment Narrative	# Benefitting
2022	This funding will allow the agency to increase transportation services to individuals being served by the Nutrition program, with an emphasis on transport to Adult Activity Centers for congregate meal clients. An increase in services would mean additional transportation for Adult Activity Centers, social activities, and business/personal appointments. From October 1- September 30 of the program year 97 individuals have received transportation services.	

PGM Year: 2022
Project: 0010 - 22-23 Aging In Place
IDIS Activity: 7727 - 22-23 Guardianship Services {10xxxx-9919D1}

Status: Open
Location: 1125 College Avenue Fort Worth, TX 76104

Objective: Create economic opportunities
Outcome: Affordability
Matrix Code: Senior Services (05A)
National Objective: LMC

Activity to prevent, prepare for, and respond to Coronavirus: No

Initial Funding Date: 02/01/2023

Description:

PSA Aging In Place programs will serve older adults providing access to resources needed to age in their homes, while maintaining both their independence and quality of life.
Guardianship Services (Money Smart+): Workshops designed to fight the epidemic of fraud and exploitation of seniors using the evidence-based Money Smart for Older Adults curriculum.
Guardianship Services: Program staff salaries, Facility Operations, Legal. Program Overview: GSIs Financial Exploitation Prevention (now Money Smart +) workshops are designed to fight the epidemic of fraud and exploitation of seniors using the evidence-based Money Smart for Older Adults curriculum.
The workshop series provides knowledge, skills and aptitudes older residents need to avoid fraud or financial exploitation and manage their limited incomes well.
Workshops also build vulnerable seniors confidence in their ability to manage money and introduce them to a trusted source of ongoing help and support: GSI.

Financing

	Fund Type	Grant Year	Grant	Funded Amount	Drawn In Program Year	Drawn Thru Program Year
CDBG	EN	2022	B22MC480010	$70,000.00	$67,608.04	$67,608.04
Total	**Total**			**$70,000.00**	**$67,608.04**	**$67,608.04**

Proposed Accomplishments

People (General) : 160

Actual Accomplishments

Number assisted:	Owner		Renter		Total		Person	
	Total	Hispanic	Total	Hispanic	Total	Hispanic	Total	Hispanic
White:	0	0	0	0	0	0	82	69
Black/African American:	0	0	0	0	0	0	73	1
Asian:	0	0	0	0	0	0	1	0
American Indian/Alaskan Native:	0	0	0	0	0	0	0	0
Native Hawaiian/Other Pacific Islander:	0	0	0	0	0	0	1	0
American Indian/Alaskan Native & White:	0	0	0	0	0	0	0	0
Asian White:	0	0	0	0	0	0	0	0
Black/African American & White:	0	0	0	0	0	0	7	0
American Indian/Alaskan Native & Black/African American:	0	0	0	0	0	0	5	0

Other multi-racial:	0	0	0	0	0	0	1	0
Asian/Pacific Islander:	0	0	0	0	0	0	0	0
Hispanic:	0	0	0	0	0	0	0	0
Total:	**0**	**0**	**0**	**0**	**0**	**0**	**170**	**70**
Female-headed Households:	0		0		0			

Income Category:

	Owner	Renter	Total	Person
Extremely Low	0	0	0	0
Low Mod	0	0	0	170
Moderate	0	0	0	0
Non Low Moderate	0	0	0	0
Total	0	0	0	170
Percent Low/Mod				100.0%

Annual Accomplishments

Years	Accomplishment Narrative	# Benefitting
2022	The Program will provide residents of Fort Worth who are 62 years of age and older financial literacy education for the Prevention of Elder Financial Exploitation. Guardianship Services, Inc. (GSI) will provide one-on-one education to help eligible participants avoid frauds and scams targeting older residents in Fort Worth. (GSI) will provide a series of workshops during the contract period in fifteen community centers or other community locations throughout Fort Worth. GSI will use these sessions to instruct the audience on the prevalence and types of financial exploitation, as well as how to avoid and report financial exploitation. Individuals requiring extensive assistance will be referred to partnering agencies or GSI money management program for case management. All training materials and workbooks for each participant will be provided to them. Participants will be given a pretest at entry and post-test at program exit. From Oct 1 to September 30 of the Program Year, 170 clients received services.	

PGM Year: 2022

Project: 0012 - 22-23 CDBG Homeless Services

IDIS Activity: 7728 - 22-23 Presbyterian Night Shelter of Tarrant County - Moving Home Program {104438-991924}

Status: Open
Location: 2400 Cypress St Fort Worth, TX 76102-6764

Objective: Create suitable living environments
Outcome: Availability/accessibility
Matrix Code: Other Public Services Not Listed in 05A-05Y, 03T (05Z)
National Objective: LMC

Activity to prevent, prepare for, and respond to Coronavirus: No

Initial Funding Date: 02/01/2023

Description:

The Program will provide homeless single men and women with case management services while in the shelter and a 60 day follow up once the clients are housed.
Clients will meet with case managers on a bi-weekly basis to develop and work a service plan designed to reduce the barriers to permanent housing.
Follow up is completed upon successful move-out by phone calls at 30 and 60 days from program exit.CDBG funds will be used to pay 100% of CDBG employee salaries, a percentage of the FICA and HealthDental Insurance for Program employees.Agency Program services will be available at 2400 and 2401 Cypress Street, Fort Worth, TX 76102.
Agency's shelter provides services 24 hours a day, 365 days a year.
Case management services will be provided Monday through Friday, 9:00 a.m.
to 8:00 p.m., and Saturdays, 9:00 a.m.
to 5:00 p.m.

Financing

	Fund Type	Grant Year	Grant	Funded Amount	Drawn In Program Year	Drawn Thru Program Year
CDBG	EN	2022	B22MC480010	$125,000.00	$125,000.00	$125,000.00
Total	**Total**			**$125,000.00**	**$125,000.00**	**$125,000.00**

Proposed Accomplishments

People (General) : 281

Actual Accomplishments

Number assisted:	Owner		Renter		Total		Person	
	Total	Hispanic	Total	Hispanic	Total	Hispanic	Total	Hispanic
White:	0	0	0	0	0	0	441	75
Black/African American:	0	0	0	0	0	0	418	0
Asian:	0	0	0	0	0	0	8	0
American Indian/Alaskan Native:	0	0	0	0	0	0	4	0
Native Hawaiian/Other Pacific Islander:	0	0	0	0	0	0	0	0
American Indian/Alaskan Native & White:	0	0	0	0	0	0	5	0
Asian White:	0	0	0	0	0	0	1	0
Black/African American & White:	0	0	0	0	0	0	2	0

American Indian/Alaskan Native & Black/African American:	0	0	0	0	0	0	0	0
Other multi-racial:	0	0	0	0	0	0	25	0
Asian/Pacific Islander:	0	0	0	0	0	0	0	0
Hispanic:	0	0	0	0	0	0	0	0
Total:	**0**	**0**	**0**	**0**	**0**	**0**	**904**	**75**
Female-headed Households:	0		0		0			

Income Category:

	Owner	Renter	Total	Person
Extremely Low	0	0	0	850
Low Mod	0	0	0	51
Moderate	0	0	0	3
Non Low Moderate	0	0	0	0
Total	0	0	0	904
Percent Low/Mod				100.0%

Annual Accomplishments

Years	Accomplishment Narrative	# Benefitting
2022	Presbyterian Night Shelter served 904 persons experiencing homelessness. A total of $101,169.12 has been reimbursed to the agency from October 1, 2022 - September 30, 2023.	

PGM Year: 2020
Project: 0011 - 20-21 Neighborhood Revitalization
IDIS Activity: 7750 - 20-21 Ripy Street Reconstruction Project {103020-A01912; 103708-A01912}

Status: Open
Location: 700 Hemphill St Fort Worth, TX 76104-3105

Objective: Create suitable living environments
Outcome: Sustainability
Matrix Code: Street Improvements (03K)
National Objective: LMA

Activity to prevent, prepare for, and respond to Coronavirus: No

Initial Funding Date: 02/01/2023

Description:

Funds will be used to reconstruct existing pavements, replace damaged curbs, gutters, sidewalks and driveway approaches to the following locations along Ripy Street:700-799 Hemphill Street-Travis Avenue800-899 Travis Avenue - Lipscomb Street900-999 Lipscomb Street - College Avenue1000-1049 College Avenue - Laughton Street1050-1099 Laughton Street - S Adams Street1100-1199 S Adams Street - S Henderson Street1200-1299 S Henderson Street - Baldwin Street1300-1313 Baldwin Street - 5th Avenue1314-1399 5th Avenue - 6th Avenue1400-1449 6th Avenue - Willing Avenue1450-1499 Willing Avenue - Ryan Avenue2100-2199 Townsend Avenue - Frazier Avenue2200-2299 Frazier Avenue - Wayside Avenue2300-2399 Wayside Avenue - McCart Avenue

Financing

	Fund Type	Grant Year	Grant	Funded Amount	Drawn In Program Year	Drawn Thru Program Year
CDBG	EN	2020	B20MC480010	$520,955.54	$28,256.13	$28,256.13
		2021	B21MC480010	$1,479,044.46	$315,387.97	$315,387.97
Total	**Total**			**$2,000,000.00**	**$343,644.10**	**$343,644.10**

Proposed Accomplishments

People (General) : 3,805
Total Population in Service Area: 4,640
Census Tract Percent Low / Mod: 82.00

Annual Accomplishments

No data returned for this view. This might be because the applied filter excludes all data.

PGM Year: 2020
Project: 0003 - 20-21 Homeowner Housing Rehabilitation
IDIS Activity: 7754 - 20-21 NSD Priority Repair {103020-991910}

Status: Completed 9/21/2023 9:13:09 PM
Location: 1216 E Pulaski St Fort Worth, TX 76104-3742

Objective: Create suitable living environments
Outcome: Sustainability
Matrix Code: Rehab; Single-Unit Residential (14A)
National Objective: LMH

Activity to prevent, prepare for, and respond to Coronavirus: No

Initial Funding Date: 03/22/2023

Description:

Priority Repair Program makes urgently needed minor repairs on behalf of low income homeowners, primarily for mechanical systems and roofs.
(reallocated funds from IDIS Activity #7530)

Financing

	Fund Type	Grant Year	Grant	Funded Amount	Drawn In Program Year	Drawn Thru Program Year
CDBG	EN	2020	B20MC480010	$11,428.96	$11,428.96	$11,428.96
Total	**Total**			**$11,428.96**	**$11,428.96**	**$11,428.96**

Proposed Accomplishments

Housing Units : 5

Actual Accomplishments

Number assisted:	Owner		Renter		Total		Person	
	Total	Hispanic	Total	Hispanic	Total	Hispanic	Total	Hispanic
White:	2	1	0	0	2	1	0	0
Black/African American:	2	0	0	0	2	0	0	0
Asian:	0	0	0	0	0	0	0	0
American Indian/Alaskan Native:	0	0	0	0	0	0	0	0
Native Hawaiian/Other Pacific Islander:	0	0	0	0	0	0	0	0
American Indian/Alaskan Native & White:	0	0	0	0	0	0	0	0
Asian White:	0	0	0	0	0	0	0	0
Black/African American & White:	0	0	0	0	0	0	0	0
American Indian/Alaskan Native & Black/African American:	0	0	0	0	0	0	0	0
Other multi-racial:	0	0	0	0	0	0	0	0
Asian/Pacific Islander:	0	0	0	0	0	0	0	0
Hispanic:	0	0	0	0	0	0	0	0

Total:	**4**	**1**	**0**	**0**	**4**	**1**	**0**	**0**
Female-headed Households:	2		0		2			

Income Category:

	Owner	**Renter**	**Total**	**Person**
Extremely Low	3	0	3	0
Low Mod	0	0	0	0
Moderate	1	0	1	0
Non Low Moderate	0	0	0	0
Total	4	0	4	0
Percent Low/Mod	100.0%		100.0%	

Annual Accomplishments

Years	**Accomplishment Narrative**	**# Benefitting**
2022	Priority Repair Program completed four homes as of March 31, 2023. Total funds expended were $11,428.96	

PGM Year: 2021
Project: 0003 - 21-22 Homeowner Housing Rehabilitation
IDIS Activity: 7755 - 21-22 NSD Priority Repair {103708-991910}

Status: Open
Location: 5821 Houghton Ave Fort Worth, TX 76107-6607

Objective: Create suitable living environments
Outcome: Sustainability
Matrix Code: Rehab; Single-Unit Residential (14A)
National Objective: LMH

Activity to prevent, prepare for, and respond to Coronavirus: No

Initial Funding Date: 03/22/2023

Description:

Priority Repair Program makes urgently needed minor repairs on behalf of low income homeowners, primarily for mechanical systems and roofs.
(reallocated from IDIS Activity #7639)

Financing

	Fund Type	Grant Year	Grant	Funded Amount	Drawn In Program Year	Drawn Thru Program Year
CDBG	EN	2021	B21MC480010	$877,733.95	$509,626.68	$509,626.68
Total	**Total**			**$877,733.95**	**$509,626.68**	**$509,626.68**

Proposed Accomplishments

Housing Units : 20

Actual Accomplishments

Number assisted:	Owner		Renter		Total		Person	
	Total	Hispanic	Total	Hispanic	Total	Hispanic	Total	Hispanic
White:	12	7	0	0	12	7	0	0
Black/African American:	37	0	0	0	37	0	0	0
Asian:	0	0	0	0	0	0	0	0
American Indian/Alaskan Native:	0	0	0	0	0	0	0	0
Native Hawaiian/Other Pacific Islander:	0	0	0	0	0	0	0	0
American Indian/Alaskan Native & White:	0	0	0	0	0	0	0	0
Asian White:	0	0	0	0	0	0	0	0
Black/African American & White:	0	0	0	0	0	0	0	0
American Indian/Alaskan Native & Black/African American:	0	0	0	0	0	0	0	0
Other multi-racial:	0	0	0	0	0	0	0	0
Asian/Pacific Islander:	0	0	0	0	0	0	0	0
Hispanic:	0	0	0	0	0	0	0	0

Total:	**49**	**7**	**0**	**0**	**49**	**7**	**0**	**0**
Female-headed Households:	24		0		24			

Income Category:

	Owner	Renter	Total	Person
Extremely Low	31	0	31	0
Low Mod	12	0	12	0
Moderate	6	0	6	0
Non Low Moderate	0	0	0	0
Total	49	0	49	0
Percent Low/Mod	100.0%		100.0%	

Annual Accomplishments

Years	Accomplishment Narrative	# Benefitting
2022	Priority Repair Program provided home repairs for 49 homes totaling $310,897.19 as of March 31, 2023.	

PGM Year: 2019
Project: 0005 - 19-20 Accessibility Improvements
IDIS Activity: 7758 - Worth Heights Community Center--ADA Improvements {102361-9919Q2}

Status: Open
Location: 3551 New York Ave Fort Worth, TX 76110-5728

Objective: Create suitable living environments
Outcome: Availability/accessibility
Matrix Code: Neighborhood Facilities (03E)
National Objective: LMA

Activity to prevent, prepare for, and respond to Coronavirus: No

Initial Funding Date: 04/17/2023

Description:

Initial repairs at Worth Heights (Activity #7163) included the rehabilitation and reconfiguration of an area previously used as a dental clinic into office space to be used by Community Action Partners (CAP) staff.
Staff identified additional improvements necessary to accommodate CAP staff, whose daily responsibilities include conducting online intakes and community outreach.

Financing

	Fund Type	Grant Year	Grant	Funded Amount	Drawn In Program Year	Drawn Thru Program Year
CDBG	EN	2019	B19MC480010	$250,000.00	$97,480.00	$97,480.00
Total	**Total**			**$250,000.00**	**$97,480.00**	**$97,480.00**

Proposed Accomplishments

Public Facilities : 3,805
Total Population in Service Area: 4,640
Census Tract Percent Low / Mod: 82.00

Annual Accomplishments

No data returned for this view. This might be because the applied filter excludes all data.

PGM Year: 2022
Project: 0007 - 22-23 Affordable Housing
IDIS Activity: 7767 - Casa de los Suenos/Fort Worth Housing Solutions

Status: Open
Location: 8401 West Fwy Fort Worth, TX 76116-3104

Objective: Provide decent affordable housing
Outcome: Affordability
Matrix Code: Acquisition of Real Property (01)
National Objective: LMA

Activity to prevent, prepare for, and respond to Coronavirus: No

Initial Funding Date: 07/17/2023

Description:

A total of $1,500,000.00 in CDBG funds have been allocated for the purchase and conversion of the Express Inn at 8401 West Freeway to 55 units of permanent supportive housing - Casa de los Suenos.
The property currently has 83 units, which will be converted into 55 units to accommodate families.
This configuration would include 12 1-bedroom units, 23 2-bedroom units, and 20 3-bedroom units, ranging from 416 square feet to 818 square feet, an average of 644 square feet per unit.
The project will also include a resident lounge, community space, business center, computer lab, and case management offices.
Other planned amenities include a dog park, playground, multi-function sport court, activated green courtyard, resident garden, and laundry center.
Grant funds will be used specifically for acquisition costs associated with the purchase of the building.

Financing

	Fund Type	Grant Year	Grant	Funded Amount	Drawn In Program Year	Drawn Thru Program Year
CDBG	EN	2018	B18MC480010	$191,721.54	$191,721.54	$191,721.54
		2019	B19MC480010	$29,819.84	$29,819.84	$29,819.84
		2020	B20MC480010	$123,118.31	$123,118.31	$123,118.31
		2022	B22MC480010	$745,133.00	$695,133.00	$695,133.00
	LA	2013	B13MC480010	$180,048.62	$180,048.62	$180,048.62
	PI			$230,158.69	$230,158.69	$230,158.69
Total	**Total**			**$1,500,000.00**	**$1,450,000.00**	**$1,450,000.00**

Proposed Accomplishments

People (General) : 55
Total Population in Service Area: 5,220
Census Tract Percent Low / Mod: 73.66

Annual Accomplishments

Years	Accomplishment Narrative	# Benefitting
2022	A total of $1,500,000.00 in CDBG funds was allocated for the purchase of the Express Inn at 8401 West Freeway to develop 55 units of affordable housing - Casa de los Suenos. The property currently has 83 units, which will be converted into 55 units to accommodate families. This configuration would include 12 1-bedroom units, 23 2-bedroom units, and 20 3-bedroom units, ranging from 416 square feet to 818 square feet, an average of 644 square feet per unit. The project will also include a resident lounge, community space, business center, computer lab, and case management offices. Other planned amenities include a dog park, playground, multi-function sport court, activated green courtyard, resident garden, and laundry center. Grant funds will be used specifically for acquisition costs associated with the purchase of the building.	

PGM Year: 2019

Project: 0006 - 19-20 Poverty Reduction Programs

IDIS Activity: 7779 - 19-20 Tarrant Area Food Bank Grocery Delivery Program {102361-9919D9}

Status: Open
Location: 2525 Cullen St Fort Worth, TX 76107-8403

Objective: Create economic opportunities
Outcome: Affordability
Matrix Code: Other Public Services Not Listed in 05A-05Y, 03T (05Z)
National Objective: LMC

Activity to prevent, prepare for, and respond to Coronavirus: Yes

Initial Funding Date: 08/23/2023

Description:

The Grocery Delivery Program is a new initiative started by Tarrant Area Food Bank (TAFB) to fight food deserts.
It entails a partnership with Kroger targeting residents living in food deserts, allowing eligible Supplemental Nutrition Assistance Program (SNAP) participants to purchase food online and have it delivered to their home by TAFB staff.
This program will allow citizens located within food deserts to receive fresh produce and meats delivered to their doors for free.
The funding will pay for 3 FTEs that will have daily routine routes to provide services to those in need.

Financing

	Fund Type	Grant Year	Grant	Funded Amount	Drawn In Program Year	Drawn Thru Program Year
CDBG	EN	2020	B20MW480010	$60,000.00	$0.00	$0.00
Total	**Total**			**$60,000.00**	**$0.00**	**$0.00**

Proposed Accomplishments

People (General) : 2,160

Actual Accomplishments

Number assisted:	Owner		Renter		Total		Person	
	Total	Hispanic	Total	Hispanic	Total	Hispanic	Total	Hispanic
White:	0	0	0	0	0	0		0
Black/African American:	0	0	0	0	0	0	0	0
Asian:	0	0	0	0	0	0	0	0
American Indian/Alaskan Native:	0	0	0	0	0	0	0	0
Native Hawaiian/Other Pacific Islander:	0	0	0	0	0	0	0	0
American Indian/Alaskan Native & White:	0	0	0	0	0	0	0	0
Asian White:	0	0	0	0	0	0	0	0
Black/African American & White:	0	0	0	0	0	0	0	0
American Indian/Alaskan Native & Black/African American:	0	0	0	0	0	0	0	0
Other multi-racial:	0	0	0	0	0	0	0	0

Asian/Pacific Islander:	0	0	0	0	0	0	0	0
Hispanic:	0	0	0	0	0	0	0	0
Total:	**0**	**0**	**0**	**0**	**0**	**0**	**0**	**0**
Female-headed Households:	0		0		0			

Income Category:

	Owner	Renter	Total	Person
Extremely Low	0	0	0	0
Low Mod	0	0	0	0
Moderate	0	0	0	0
Non Low Moderate	0	0	0	0
Total	0	0	0	0
Percent Low/Mod				

Annual Accomplishments

No data returned for this view. This might be because the applied filter excludes all data.

PGM Year: 2023
Project: 0001 - 23-24 NSD Program Administration
IDIS Activity: 7784 - 23-24 FMS Finance Part of 20% PA {105148-991901}

Status: Open
Location: ,

Objective:
Outcome:
Matrix Code: General Program Administration (21A)
National Objective:

Activity to prevent, prepare for, and respond to Coronavirus: No

Initial Funding Date: 10/03/2023

Description:

Grant funds will be used to pay for salaries and fringe benefits, insurance, supplies and associated costs to administer and oversee grant programs.
This includes staff costs in Finance, Planning & Development, and Neighborhood Services departments, as well as applicable office supplies, copying, computer equipment and services, communications, and directly related transportation costs.Program Administrative Costs (20%) allocated as follows: Financial Management Services (FMS) - $51,200.00 Compliance - $230,830.00 Community Development - $220,335.00 Planning & Reporting - $319,332.00 Administration and Loan Services- $313,000.00 Neighborhood Improvement & Revitalization - $264,260.00TOTAL: $1,398,957.00

Financing

	Fund Type	Grant Year	Grant	Funded Amount	Drawn In Program Year	Drawn Thru Program Year
CDBG	AD	2023	B23MC480010	$22,000.00	$0.00	$0.00
Total	**Total**			**$22,000.00**	**$0.00**	**$0.00**

Proposed Accomplishments

Actual Accomplishments

Number assisted:	Owner		Renter		Total		Person	
	Total	Hispanic	Total	Hispanic	Total	Hispanic	Total	Hispanic
White:					0	0		
Black/African American:					0	0		
Asian:					0	0		
American Indian/Alaskan Native:					0	0		
Native Hawaiian/Other Pacific Islander:					0	0		
American Indian/Alaskan Native & White:					0	0		
Asian White:					0	0		
Black/African American & White:					0	0		
American Indian/Alaskan Native & Black/African American:					0	0		
Other multi-racial:					0	0		
Asian/Pacific Islander:					0	0		
Hispanic:					0	0		

Total:	**0**	**0**	**0**	**0**	**0**	**0**	**0**	**0**
Female-headed Households:					0			

Income Category:

	Owner	Renter	Total	Person
Extremely Low			0	
Low Mod			0	
Moderate			0	
Non Low Moderate			0	
Total	0	0	0	0
Percent Low/Mod				

Annual Accomplishments

No data returned for this view. This might be because the applied filter excludes all data.

PGM Year: 2023
Project: 0001 - 23-24 NSD Program Administration
IDIS Activity: 7785 - 23-24 NSD Compliance Part of 20% PA {105148-991902}

Status: Open
Location: ,

Objective:
Outcome:
Matrix Code: General Program Administration (21A)
National Objective:

Activity to prevent, prepare for, and respond to Coronavirus: No

Initial Funding Date: 10/04/2023

Description:

Grant funds will be used to pay for salaries and fringe benefits, insurance, supplies and associated costs to administer and oversee grant programs.
This includes staff costs in Finance, Planning & Development, and Neighborhood Services departments, as well as applicable office supplies, copying, computer equipment and services, communications, and directly related transportation costs.Program Administrative Costs (20%) allocated as follows: Financial Management Services (FMS) - $51,200.00 Compliance - $230,830.00 Community Development - $220,335.00 Planning & Reporting - $319,332.00 Administration and Loan Services- $313,000.00 Neighborhood Improvement & Revitalization - $264,260.00TOTAL: $1,398,957.00

Financing

	Fund Type	Grant Year	Grant	Funded Amount	Drawn In Program Year	Drawn Thru Program Year
CDBG	AD	2023	B23MC480010	$229,300.00	$0.00	$0.00
Total	**Total**			**$229,300.00**	**$0.00**	**$0.00**

Proposed Accomplishments

Actual Accomplishments

Number assisted:	Owner		Renter		Total		Person	
	Total	Hispanic	Total	Hispanic	Total	Hispanic	Total	Hispanic
White:					0	0		
Black/African American:					0	0		
Asian:					0	0		
American Indian/Alaskan Native:					0	0		
Native Hawaiian/Other Pacific Islander:					0	0		
American Indian/Alaskan Native & White:					0	0		
Asian White:					0	0		
Black/African American & White:					0	0		
American Indian/Alaskan Native & Black/African American:					0	0		
Other multi-racial:					0	0		
Asian/Pacific Islander:					0	0		
Hispanic:					0	0		

Total:	**0**	**0**	**0**	**0**	**0**	**0**	**0**	**0**
Female-headed Households:					0			

Income Category:

	Owner	Renter	Total	Person
Extremely Low			0	
Low Mod			0	
Moderate			0	
Non Low Moderate			0	
Total	0	0	0	0
Percent Low/Mod				

Annual Accomplishments

No data returned for this view. This might be because the applied filter excludes all data.

PGM Year: 2023
Project: 0001 - 23-24 NSD Program Administration
IDIS Activity: 7786 - 23-24 NSD Community Development Part of 20% PA {105148-991903}

Status: Open
Location: ,

Objective:
Outcome:
Matrix Code: General Program Administration (21A)
National Objective:

Activity to prevent, prepare for, and respond to Coronavirus: No

Initial Funding Date: 10/04/2023

Description:

Grant funds will be used to pay for salaries and fringe benefits, insurance, supplies and associated costs to administer and oversee grant programs.
This includes staff costs in Finance, Planning & Development, and Neighborhood Services departments, as well as applicable office supplies, copying, computer equipment and services, communications, and directly related transportation costs.Program Administrative Costs (20%) allocated as follows: Financial Management Services (FMS) - $51,200.00 Compliance - $230,830.00 Community Development - $220,335.00 Planning & Reporting - $319,332.00 Administration and Loan Services- $313,000.00 Neighborhood Improvement & Revitalization - $264,260.00TOTAL: $1,398,957.00

Financing

	Fund Type	Grant Year	Grant	Funded Amount	Drawn In Program Year	Drawn Thru Program Year
CDBG	AD	2023	B23MC480010	$444,900.00	$0.00	$0.00
Total	**Total**			**$444,900.00**	**$0.00**	**$0.00**

Proposed Accomplishments

Actual Accomplishments

Number assisted:	Owner		Renter		Total		Person	
	Total	Hispanic	Total	Hispanic	Total	Hispanic	Total	Hispanic
White:					0	0		
Black/African American:					0	0		
Asian:					0	0		
American Indian/Alaskan Native:					0	0		
Native Hawaiian/Other Pacific Islander:					0	0		
American Indian/Alaskan Native & White:					0	0		
Asian White:					0	0		
Black/African American & White:					0	0		
American Indian/Alaskan Native & Black/African American:					0	0		
Other multi-racial:					0	0		
Asian/Pacific Islander:					0	0		
Hispanic:					0	0		

Total:	**0**	**0**	**0**	**0**	**0**	**0**	**0**	**0**
Female-headed Households:					0			

Income Category:

	Owner	Renter	Total	Person
Extremely Low			0	
Low Mod			0	
Moderate			0	
Non Low Moderate			0	
Total	0	0	0	0
Percent Low/Mod				

Annual Accomplishments

No data returned for this view. This might be because the applied filter excludes all data.

PGM Year: 2023
Project: 0001 - 23-24 NSD Program Administration
IDIS Activity: 7787 - 23-24 NSD Planning & Reporting Part of 20% PA {105148-991904}

Status: Open
Location: ,

Objective:
Outcome:
Matrix Code: General Program Administration (21A)
National Objective:

Activity to prevent, prepare for, and respond to Coronavirus: No

Initial Funding Date: 10/04/2023

Description:

Grant funds will be used to pay for salaries and fringe benefits, insurance, supplies and associated costs to administer and oversee grant programs.
This includes staff costs in Finance, Planning & Development, and Neighborhood Services departments, as well as applicable office supplies, copying, computer equipment and services, communications, and directly related transportation costs.Program Administrative Costs (20%) allocated as follows: Financial Management Services (FMS) - $51,200.00 Compliance - $230,830.00 Community Development - $220,335.00 Planning & Reporting - $319,332.00 Administration and Loan Services- $313,000.00 Neighborhood Improvement & Revitalization - $264,260.00TOTAL: $1,398,957.00

Financing

	Fund Type	Grant Year	Grant	Funded Amount	Drawn In Program Year	Drawn Thru Program Year
CDBG	AD	2023	B23MC480010	$317,150.00	$0.00	$0.00
Total	**Total**			**$317,150.00**	**$0.00**	**$0.00**

Proposed Accomplishments

Actual Accomplishments

Number assisted:	Owner		Renter		Total		Person	
	Total	Hispanic	Total	Hispanic	Total	Hispanic	Total	Hispanic
White:					0	0		
Black/African American:					0	0		
Asian:					0	0		
American Indian/Alaskan Native:					0	0		
Native Hawaiian/Other Pacific Islander:					0	0		
American Indian/Alaskan Native & White:					0	0		
Asian White:					0	0		
Black/African American & White:					0	0		
American Indian/Alaskan Native & Black/African American:					0	0		
Other multi-racial:					0	0		
Asian/Pacific Islander:					0	0		
Hispanic:					0	0		

Total:	**0**	**0**	**0**	**0**	**0**	**0**	**0**	**0**
Female-headed Households:					0			

Income Category:

	Owner	Renter	Total	Person
Extremely Low			0	
Low Mod			0	
Moderate			0	
Non Low Moderate			0	
Total	0	0	0	0
Percent Low/Mod				

Annual Accomplishments

No data returned for this view. This might be because the applied filter excludes all data.

PGM Year: 2023
Project: 0001 - 23-24 NSD Program Administration
IDIS Activity: 7788 - 23-24 NSD Administration & Loan Services Part of 20% PA {105148-991905}

Status: Open
Location: ,

Objective:
Outcome:
Matrix Code: General Program Administration (21A)
National Objective:

Activity to prevent, prepare for, and respond to Coronavirus: No

Initial Funding Date: 10/04/2023

Description:

Grant funds will be used to pay for salaries and fringe benefits, insurance, supplies and associated costs to administer and oversee grant programs.
This includes staff costs in Finance, Planning & Development, and Neighborhood Services departments, as well as applicable office supplies, copying, computer equipment and services, communications, and directly related transportation costs.Program Administrative Costs (20%) allocated as follows: Financial Management Services (FMS) - $51,200.00 Compliance - $230,830.00 Community Development - $220,335.00 Planning & Reporting - $319,332.00 Administration and Loan Services- $313,000.00 Neighborhood Improvement & Revitalization - $264,260.00TOTAL: $1,398,957.00

Financing

	Fund Type	Grant Year	Grant	Funded Amount	Drawn In Program Year	Drawn Thru Program Year
CDBG	AD	2023	B23MC480010	$163,607.00	$0.00	$0.00
Total	**Total**			**$163,607.00**	**$0.00**	**$0.00**

Proposed Accomplishments

Actual Accomplishments

Number assisted:	Owner		Renter		Total		Person	
	Total	Hispanic	Total	Hispanic	Total	Hispanic	Total	Hispanic
White:					0	0		
Black/African American:					0	0		
Asian:					0	0		
American Indian/Alaskan Native:					0	0		
Native Hawaiian/Other Pacific Islander:					0	0		
American Indian/Alaskan Native & White:					0	0		
Asian White:					0	0		
Black/African American & White:					0	0		
American Indian/Alaskan Native & Black/African American:					0	0		
Other multi-racial:					0	0		
Asian/Pacific Islander:					0	0		
Hispanic:					0	0		

Total:	**0**	**0**	**0**	**0**	**0**	**0**	**0**	**0**
Female-headed Households:					0			

Income Category:

	Owner	Renter	Total	Person
Extremely Low			0	
Low Mod			0	
Moderate			0	
Non Low Moderate			0	
Total	0	0	0	0
Percent Low/Mod				

Annual Accomplishments

No data returned for this view. This might be because the applied filter excludes all data.

PGM Year: 2023
Project: 0001 - 23-24 NSD Program Administration
IDIS Activity: 7789 - 23-24 NSD Neighborhood Improvement & Revitalization Part of 20% PA {105148-991907}

Status: Open
Location: ,

Objective:
Outcome:
Matrix Code: General Program Administration (21A)
National Objective:

Activity to prevent, prepare for, and respond to Coronavirus: No

Initial Funding Date: 10/04/2023

Description:

Grant funds will be used to pay for salaries and fringe benefits, insurance, supplies and associated costs to administer and oversee grant programs.
This includes staff costs in Finance, Planning & Development, and Neighborhood Services departments, as well as applicable office supplies, copying, computer equipment and services, communications, and directly related transportation costs.Program Administrative Costs (20%) allocated as follows: Financial Management Services (FMS) - $51,200.00 Compliance - $230,830.00 Community Development - $220,335.00 Planning & Reporting - $319,332.00 Administration and Loan Services- $313,000.00 Neighborhood Improvement & Revitalization - $264,260.00TOTAL: $1,398,957.00

Financing

	Fund Type	Grant Year	Grant	Funded Amount	Drawn In Program Year	Drawn Thru Program Year
CDBG	AD	2023	B23MC480010	$222,000.00	$0.00	$0.00
Total	**Total**			**$222,000.00**	**$0.00**	**$0.00**

Proposed Accomplishments

Actual Accomplishments

Number assisted:	Owner		Renter		Total		Person	
	Total	Hispanic	Total	Hispanic	Total	Hispanic	Total	Hispanic
White:					0	0		
Black/African American:					0	0		
Asian:					0	0		
American Indian/Alaskan Native:					0	0		
Native Hawaiian/Other Pacific Islander:					0	0		
American Indian/Alaskan Native & White:					0	0		
Asian White:					0	0		
Black/African American & White:					0	0		
American Indian/Alaskan Native & Black/African American:					0	0		
Other multi-racial:					0	0		
Asian/Pacific Islander:					0	0		
Hispanic:					0	0		

Total:	**0**	**0**	**0**	**0**	**0**	**0**	**0**	**0**
Female-headed Households:					0			

Income Category:

	Owner	Renter	Total	Person
Extremely Low			0	
Low Mod			0	
Moderate			0	
Non Low Moderate			0	
Total	0	0	0	0
Percent Low/Mod				

Annual Accomplishments

No data returned for this view. This might be because the applied filter excludes all data.

PGM Year: 2023

Project: 0002 - 23-24 CFW CDBG Program Delivery

IDIS Activity: 7790 - 23-24 Project Delivery for Home Ownership & Housing {105148-991906}

Status: Open
Location: 908 Monroe St Fort Worth, TX 76102-6306

Objective: Create suitable living environments
Outcome: Sustainability
Matrix Code: Housing Services - Excluding Housing Counseling, under 24 CFR 5.100 (14J)
National Objective: LMH

Activity to prevent, prepare for, and respond to Coronavirus: No

Initial Funding Date: 10/04/2023

Description:

Administration & Loan Services staff are responsible for loan origination and loan processing functions for homebuyer assistance programs funded through the City's HOME program, known as the HAP program.
The city anticipates funding of 10 HAP loans.
This includes 10 or more inspections of homebuyer units to ensure that they meet required property standards, as well as associated environmental reviews.
[$180,000.00]

Financing

	Fund Type	Grant Year	Grant	Funded Amount	Drawn In Program Year	Drawn Thru Program Year
CDBG	EN	2023	B23MC480010	$180,000.00	$0.00	$0.00
Total	**Total**			**$180,000.00**	**$0.00**	**$0.00**

Proposed Accomplishments

Actual Accomplishments

Number assisted:	Owner		Renter		Total		Person	
	Total	Hispanic	Total	Hispanic	Total	Hispanic	Total	Hispanic
White:	0	0	0	0	0	0		0
Black/African American:	0	0	0	0	0	0	0	0
Asian:	0	0	0	0	0	0	0	0
American Indian/Alaskan Native:	0	0	0	0	0	0	0	0
Native Hawaiian/Other Pacific Islander:	0	0	0	0	0	0	0	0
American Indian/Alaskan Native & White:	0	0	0	0	0	0	0	0
Asian White:	0	0	0	0	0	0	0	0
Black/African American & White:	0	0	0	0	0	0	0	0
American Indian/Alaskan Native & Black/African American:	0	0	0	0	0	0	0	0
Other multi-racial:	0	0	0	0	0	0	0	0
Asian/Pacific Islander:	0	0	0	0	0	0	0	0

Hispanic:	0	0	0	0	0	0	0	0
Total:	**0**	**0**	**0**	**0**	**0**	**0**	**0**	**0**
Female-headed Households:	0		0		0			

Income Category:

	Owner	Renter	Total	Person
Extremely Low	0	0	0	0
Low Mod	0	0	0	0
Moderate	0	0	0	0
Non Low Moderate	0	0	0	0
Total	0	0	0	0
Percent Low/Mod				

Annual Accomplishments

No data returned for this view. This might be because the applied filter excludes all data.

PGM Year: 2023
Project: 0002 - 23-24 CFW CDBG Program Delivery
IDIS Activity: 7791 - 23-24 Project Delivery for Rehab/Construction Management {105148-991909}

Status: Open
Location: 818 Missouri Ave Fort Worth, TX 76104-3618

Objective: Create suitable living environments
Outcome: Sustainability
Matrix Code: Rehabilitation Administration (14H)
National Objective: LMH

Activity to prevent, prepare for, and respond to Coronavirus: No

Initial Funding Date: 10/04/2023

Description:

Home Improvement & Construction Division costs include salaries and fringe benefits for staff to perform inspections with a minimum of two inspections per unit, as well as client intake and application processing, and outreach for low to moderate income neighborhoods.
Costs of staff salaries and benefits, training, required equipment and supplies, and vehicle operations and maintenance for site visits is also included.
[$610,000.00]

Financing

	Fund Type	Grant Year	Grant	Funded Amount	Drawn In Program Year	Drawn Thru Program Year
CDBG	EN	2023	B23MC480010	$710,000.00	$0.00	$0.00
Total	**Total**			**$710,000.00**	**$0.00**	**$0.00**

Proposed Accomplishments

Actual Accomplishments

Number assisted:	Owner		Renter		Total		Person	
	Total	Hispanic	Total	Hispanic	Total	Hispanic	Total	Hispanic
White:	0	0	0	0	0	0		0
Black/African American:	0	0	0	0	0	0	0	0
Asian:	0	0	0	0	0	0	0	0
American Indian/Alaskan Native:	0	0	0	0	0	0	0	0
Native Hawaiian/Other Pacific Islander:	0	0	0	0	0	0	0	0
American Indian/Alaskan Native & White:	0	0	0	0	0	0	0	0
Asian White:	0	0	0	0	0	0	0	0
Black/African American & White:	0	0	0	0	0	0	0	0
American Indian/Alaskan Native & Black/African American:	0	0	0	0	0	0	0	0
Other multi-racial:	0	0	0	0	0	0	0	0
Asian/Pacific Islander:	0	0	0	0	0	0	0	0
Hispanic:	0	0	0	0	0	0	0	0

Total:	**0**	**0**	**0**	**0**	**0**	**0**	**0**	**0**
Female-headed Households:	0		0		0			

Income Category:

	Owner	Renter	Total	Person
Extremely Low	0	0	0	0
Low Mod	0	0	0	0
Moderate	0	0	0	0
Non Low Moderate	0	0	0	0
Total	0	0	0	0
Percent Low/Mod				

Annual Accomplishments

No data returned for this view. This might be because the applied filter excludes all data.

PGM Year: 2023
Project: 0003 - 23-24 Housing Preservation and Rehabilitation
IDIS Activity: 7792 - 23-24 Cowtown Brush Up - Project {105148-991908}

Status: Open
Location: 9333 N Normandale St Fort Worth, TX 76116-2858

Objective: Create suitable living environments
Outcome: Sustainability
Matrix Code: Rehab; Single-Unit Residential (14A)
National Objective: LMH

Activity to prevent, prepare for, and respond to Coronavirus: No

Initial Funding Date: 10/03/2023

Description:

CDBG funds will be used to contract with Trinity Habitat for Humanity as a subrecipient to operate the Cowtown Brush Up (CTBU) program.
For CTBU, funds will pay for contractors to prepare houses for final painting, including but not limited to the removal of loose and flaky paint, repair or replacement of wood siding, corner trim boards, soffit, fascia, windowsills, installation of primer paint and general carpentry services.
[$455,000.00]

Financing

	Fund Type	Grant Year	Grant	Funded Amount	Drawn In Program Year	Drawn Thru Program Year
CDBG	EN	2023	B23MC480010	$455,000.00	$0.00	$0.00
Total	**Total**			**$455,000.00**	**$0.00**	**$0.00**

Proposed Accomplishments

Housing Units : 100

Actual Accomplishments

Number assisted:	Owner		Renter		Total		Person	
	Total	Hispanic	Total	Hispanic	Total	Hispanic	Total	Hispanic
White:	0	0	0	0	0	0		0
Black/African American:	0	0	0	0	0	0	0	0
Asian:	0	0	0	0	0	0	0	0
American Indian/Alaskan Native:	0	0	0	0	0	0	0	0
Native Hawaiian/Other Pacific Islander:	0	0	0	0	0	0	0	0
American Indian/Alaskan Native & White:	0	0	0	0	0	0	0	0
Asian White:	0	0	0	0	0	0	0	0
Black/African American & White:	0	0	0	0	0	0	0	0
American Indian/Alaskan Native & Black/African American:	0	0	0	0	0	0	0	0
Other multi-racial:	0	0	0	0	0	0	0	0
Asian/Pacific Islander:	0	0	0	0	0	0	0	0

Hispanic:	0	0	0	0	0	0	0	0
Total:	**0**	**0**	**0**	**0**	**0**	**0**	**0**	**0**
Female-headed Households:	0		0		0			

Income Category:

	Owner	Renter	Total	Person
Extremely Low	0	0	0	0
Low Mod	0	0	0	0
Moderate	0	0	0	0
Non Low Moderate	0	0	0	0
Total	0	0	0	0
Percent Low/Mod				

Annual Accomplishments

No data returned for this view. This might be because the applied filter excludes all data.

PGM Year: 2023
Project: 0003 - 23-24 Housing Preservation and Rehabilitation
IDIS Activity: 7793 - 23-24 NSD Priority Repair {105148-991910}

Status: Open
Location: 818 Missouri Ave Fort Worth, TX 76104-3618

Objective: Create suitable living environments
Outcome: Sustainability
Matrix Code: Rehab; Single-Unit Residential (14A)
National Objective: LMH

Activity to prevent, prepare for, and respond to Coronavirus: No

Initial Funding Date: 10/04/2023

Description:

CDBG funds will pay contractors to perform Priority 1 & 2 repairs.
Priority 1 Repairs include the following: water lines and sewer line breaks, gas line breaksleaks, water heaters (inoperable or unsafe units and unsafe or inoperable heating systems in winter).
Priority 2 Repairs include the following: roof repairs, electrical system failures, unsafe or inoperable central air conditioning systems, and sagging, or rotten bathroom subflooring.

Financing

	Fund Type	Grant Year	Grant	Funded Amount	Drawn In Program Year	Drawn Thru Program Year
CDBG	EN	2023	B23MC480010	$2,400,000.00	$0.00	$0.00
Total	**Total**			**$2,400,000.00**	**$0.00**	**$0.00**

Proposed Accomplishments

Housing Units : 230

Actual Accomplishments

Number assisted:	Owner		Renter		Total		Person	
	Total	Hispanic	Total	Hispanic	Total	Hispanic	Total	Hispanic
White:	0	0	0	0	0	0		0
Black/African American:	0	0	0	0	0	0	0	0
Asian:	0	0	0	0	0	0	0	0
American Indian/Alaskan Native:	0	0	0	0	0	0	0	0
Native Hawaiian/Other Pacific Islander:	0	0	0	0	0	0	0	0
American Indian/Alaskan Native & White:	0	0	0	0	0	0	0	0
Asian White:	0	0	0	0	0	0	0	0
Black/African American & White:	0	0	0	0	0	0	0	0
American Indian/Alaskan Native & Black/African American:	0	0	0	0	0	0	0	0
Other multi-racial:	0	0	0	0	0	0	0	0
Asian/Pacific Islander:	0	0	0	0	0	0	0	0

Hispanic:	0	0	0	0	0	0	0	0
Total:	**0**	**0**	**0**	**0**	**0**	**0**	**0**	**0**
Female-headed Households:	0		0		0			

Income Category:

	Owner	Renter	Total	Person
Extremely Low	0	0	0	0
Low Mod	0	0	0	0
Moderate	0	0	0	0
Non Low Moderate	0	0	0	0
Total	0	0	0	0
Percent Low/Mod				

Annual Accomplishments

No data returned for this view. This might be because the applied filter excludes all data.

PGM Year: 2023
Project: 0005 - 23-24 Accessibility Improvements
IDIS Activity: 7795 - 23-24 REACH, Inc. Project Ramp {10xxxx-991911}

Status: Open
Location: 100 E Mason St Fort Worth, TX 76110-6338

Objective: Create suitable living environments
Outcome: Availability/accessibility
Matrix Code: Rehab; Single-Unit Residential (14A)
National Objective: LMH

Activity to prevent, prepare for, and respond to Coronavirus: No

Initial Funding Date: 10/04/2023

Description:

Project Ramp is an architectural barrier removal program.
Project Ramp provides for the construction of ramps and the installation of handrails andor grab bars at the homes of low-incomeresidents with mobility impairments living in Tarrant County.
Our goal will be to service 65 unduplicated City of Fort Worth residents with barrier removal services.
Granted funds will be used for building materials, building permits and constructionlabor.
Due to the higher cost of construction materials caused by the current pandemic our average cost perhouseholdconsumer served has increased significantly as well as the need for Project Ramp services.
Our current average per consumerhousehold is $2,500 for building materials, permits and labor.
REACH will continue to provide 100% of all administration costs to administer the project.

Financing

	Fund Type	Grant Year	Grant	Funded Amount	Drawn In Program Year	Drawn Thru Program Year
CDBG	EN	2023	B23MC480010	$165,000.00	$0.00	$0.00
Total	**Total**			**$165,000.00**	**$0.00**	**$0.00**

Proposed Accomplishments

Housing Units : 65

Actual Accomplishments

Number assisted:	Owner		Renter		Total		Person	
	Total	Hispanic	Total	Hispanic	Total	Hispanic	Total	Hispanic
White:	0	0	0	0	0	0		0
Black/African American:	0	0	0	0	0	0	0	0
Asian:	0	0	0	0	0	0	0	0
American Indian/Alaskan Native:	0	0	0	0	0	0	0	0
Native Hawaiian/Other Pacific Islander:	0	0	0	0	0	0	0	0
American Indian/Alaskan Native & White:	0	0	0	0	0	0	0	0
Asian White:	0	0	0	0	0	0	0	0
Black/African American & White:	0	0	0	0	0	0	0	0

American Indian/Alaskan Native & Black/African American:	0	0	0	0	0	0	0	0
Other multi-racial:	0	0	0	0	0	0	0	0
Asian/Pacific Islander:	0	0	0	0	0	0	0	0
Hispanic:	0	0	0	0	0	0	0	0
Total:	**0**	**0**	**0**	**0**	**0**	**0**	**0**	**0**
Female-headed Households:	0		0		0			

Income Category:

	Owner	Renter	Total	Person
Extremely Low	0	0	0	0
Low Mod	0	0	0	0
Moderate	0	0	0	0
Non Low Moderate	0	0	0	0
Total	0	0	0	0
Percent Low/Mod				

Annual Accomplishments

No data returned for this view. This might be because the applied filter excludes all data.

PGM Year: 2023

Project: 0006 - 23-24 Economic Empowerment and Financial Resilience

IDIS Activity: 7796 - 23-24 The Ladder Alliance - Employment Training {105148-991922}

Status: Open
Location: 1100 Hemphill St Ste 302 Suite 302 Fort Worth, TX 76104-4675

Objective: Create economic opportunities
Outcome: Availability/accessibility
Matrix Code: Employment Training (05H)
National Objective: LMC

Activity to prevent, prepare for, and respond to Coronavirus: No

Initial Funding Date: 10/04/2023

Description:

The Ladder Alliance: Provide students various levels of computer skills training, which will enable them to close the technology gap, secure employment and begin the road to a self-reliant, independent and successful life.The Ladder Alliance: Staff Salaries The Ladder Alliance programs are designed to reskill and upskill women to ready them for a new kind of workforce that will offer a sustainable living.
We offer several successful programs: Basic Computer Skills Training (BCST) offered since the beginning; Professional Office Skills Training (POST); Microsoft Office Specialist Training (MOST); and Next Level.
POST broadens professional skills.
Students will participate in resume creation, mock interviews, and many other skill building tools needed to attain and keep a job

Financing

	Fund Type	Grant Year	Grant	Funded Amount	Drawn In Program Year	Drawn Thru Program Year
CDBG	EN	2023	B23MC480010	$80,000.00	$0.00	$0.00
Total	**Total**			**$80,000.00**	**$0.00**	**$0.00**

Proposed Accomplishments

People (General) : 180

Actual Accomplishments

Number assisted:	Owner		Renter		Total		Person	
	Total	Hispanic	Total	Hispanic	Total	Hispanic	Total	Hispanic
White:	0	0	0	0	0	0		0
Black/African American:	0	0	0	0	0	0	0	0
Asian:	0	0	0	0	0	0	0	0
American Indian/Alaskan Native:	0	0	0	0	0	0	0	0
Native Hawaiian/Other Pacific Islander:	0	0	0	0	0	0	0	0
American Indian/Alaskan Native & White:	0	0	0	0	0	0	0	0
Asian White:	0	0	0	0	0	0	0	0
Black/African American & White:	0	0	0	0	0	0	0	0
American Indian/Alaskan Native & Black/African American:	0	0	0	0	0	0	0	0

Other multi-racial:	0	0	0	0	0	0	0	0
Asian/Pacific Islander:	0	0	0	0	0	0	0	0
Hispanic:	0	0	0	0	0	0	0	0
Total:	**0**	**0**	**0**	**0**	**0**	**0**	**0**	**0**
Female-headed Households:	0		0		0			

Income Category:

	Owner	Renter	Total	Person
Extremely Low	0	0	0	0
Low Mod	0	0	0	0
Moderate	0	0	0	0
Non Low Moderate	0	0	0	0
Total	0	0	0	0
Percent Low/Mod				

Annual Accomplishments

No data returned for this view. This might be because the applied filter excludes all data.

PGM Year: 2023

Project: 0006 - 23-24 Economic Empowerment and Financial Resilience

IDIS Activity: 7797 - 23-24 The Women's Center of Tarrant County, Inc. - Working Families Success {104438-991933}

Status: Open
Location: 1723 Hemphill St Fort Worth, TX 76110-1516

Objective: Create economic opportunities
Outcome: Availability/accessibility
Matrix Code: Employment Training (05H)
National Objective: LMC

Activity to prevent, prepare for, and respond to Coronavirus: No

Initial Funding Date: 10/04/2023

Description:

The Women's Center of Tarrant County: Program will provide participants with Rapid Employment Services, Intensive Financial Coaching, and Resource Connection.
Program participants will be hired for good jobs, rebuild emergency savings, gain access to health and paid leave benefits, establish long-term financial goals and live more stable, productive and secure lives.The Women's Center of Tarrant County: Staff SalariesThe City of Fort Worths PSA program in 2023 will support the Center's evidence-based Working Families Success Model bundled services delivery including RAPID EMPLOYMENT SERVICES, INTENSIVE FINANCIAL COACHING and RESOURCE CONNECTION.
As the result, women will break cycles of poverty, build careers and grow wealth.
Services will be targeted towards Single female heads of household and women of color.
These groups were vulnerable to economic inequality prior to the COVID 19 pandemic.
With PSA funding, The Womens Center will provide career and financial coaching, job matching, resume writing, interview training, barrier removal as well as motivation and self-esteem support.
As a result, women will be hired for jobs, build career pathways, rebuild emergency savings, gain access to health and paid leave benefits, establish long-term financial goals and live more stable, productive and secure lives.

Financing

	Fund Type	Grant Year	Grant	Funded Amount	Drawn In Program Year	Drawn Thru Program Year
CDBG	EN	2023	B23MC480010	$75,000.00	$0.00	$0.00
Total	**Total**			**$75,000.00**	**$0.00**	**$0.00**

Proposed Accomplishments

People (General) : 75

Actual Accomplishments

Number assisted:	Owner		Renter		Total		Person	
	Total	Hispanic	Total	Hispanic	Total	Hispanic	Total	Hispanic
White:	0	0	0	0	0	0		0
Black/African American:	0	0	0	0	0	0	0	0
Asian:	0	0	0	0	0	0	0	0
American Indian/Alaskan Native:	0	0	0	0	0	0	0	0
Native Hawaiian/Other Pacific Islander:	0	0	0	0	0	0	0	0
American Indian/Alaskan Native & White:	0	0	0	0	0	0	0	0

Asian White:	0	0	0	0	0	0	0	0
Black/African American & White:	0	0	0	0	0	0	0	0
American Indian/Alaskan Native & Black/African American:	0	0	0	0	0	0	0	0
Other multi-racial:	0	0	0	0	0	0	0	0
Asian/Pacific Islander:	0	0	0	0	0	0	0	0
Hispanic:	0	0	0	0	0	0	0	0
Total:	**0**	**0**	**0**	**0**	**0**	**0**	**0**	**0**
Female-headed Households:	0		0		0			

Income Category:

	Owner	Renter	Total	Person
Extremely Low	0	0	0	0
Low Mod	0	0	0	0
Moderate	0	0	0	0
Non Low Moderate	0	0	0	0
Total	0	0	0	0
Percent Low/Mod				

Annual Accomplishments

No data returned for this view. This might be because the applied filter excludes all data.

PGM Year: 2023

Project: 0006 - 23-24 Economic Empowerment and Financial Resilience

IDIS Activity: 7798 - 23-24 Easter Seals North Texas, Inc. - Employment Services {10xxxx-9919L2}

Status: Open
Location: 1424 Hemphill St Fort Worth, TX 76104-4703

Objective: Create economic opportunities
Outcome: Availability/accessibility
Matrix Code: Employment Training (05H)
National Objective: LMC

Activity to prevent, prepare for, and respond to Coronavirus: No

Initial Funding Date: 10/04/2023

Description:

Easter Seals North Texas: The Employment Services program will create a pathway for people with physical, intellectual, and behavioral disabilities to be trained in skills that led them to employment where they can make a living wage.
It will also seek to provide residents of Fort Worth the necessary training and certifications that will lead to employment opportunities with businesses in Fort Worth.Easter Seals North Texas: Staff Salaries, Supplies and Services, Teaching Aids, Facility Operations, Insurance, Direct AssistanceThe program serves people who are unemployed or underemployed find and retain meaningful employment.
This includes creating a pathway for people with physical, intellectual, and behavioral disabilities to be trained in skills that lead them to employment where they can make a living wage.
The program will seek to provide residents of Fort Worth the necessary training and certifications that will lead to employment opportunities with businesses in Fort Worth

Financing

	Fund Type	Grant Year	Grant	Funded Amount	Drawn In Program Year	Drawn Thru Program Year
CDBG	EN	2023	B23MC480010	$60,000.00	$0.00	$0.00
Total	**Total**			**$60,000.00**	**$0.00**	**$0.00**

Proposed Accomplishments

People (General) : 90

Actual Accomplishments

Number assisted:	Owner		Renter		Total		Person	
	Total	Hispanic	Total	Hispanic	Total	Hispanic	Total	Hispanic
White:	0	0	0	0	0	0		0
Black/African American:	0	0	0	0	0	0	0	0
Asian:	0	0	0	0	0	0	0	0
American Indian/Alaskan Native:	0	0	0	0	0	0	0	0
Native Hawaiian/Other Pacific Islander:	0	0	0	0	0	0	0	0
American Indian/Alaskan Native & White:	0	0	0	0	0	0	0	0
Asian White:	0	0	0	0	0	0	0	0
Black/African American & White:	0	0	0	0	0	0	0	0
American Indian/Alaskan Native & Black/African American:	0	0	0	0	0	0	0	0

Other multi-racial:	0	0	0	0	0	0	0	0
Asian/Pacific Islander:	0	0	0	0	0	0	0	0
Hispanic:	0	0	0	0	0	0	0	0
Total:	**0**	**0**	**0**	**0**	**0**	**0**	**0**	**0**
Female-headed Households:	0		0		0			

Income Category:

	Owner	Renter	Total	Person
Extremely Low	0	0	0	0
Low Mod	0	0	0	0
Moderate	0	0	0	0
Non Low Moderate	0	0	0	0
Total	0	0	0	0
Percent Low/Mod				

Annual Accomplishments

No data returned for this view. This might be because the applied filter excludes all data.

PGM Year: 2023
Project: 0006 - 23-24 Economic Empowerment and Financial Resilience
IDIS Activity: 7799 - 23-24 NPower Inc. - Employment Services {10xxxx-991xxx}

Status: Open
Location: 702 Houston St Fort Worth, TX 76102-5004

Objective: Provide decent affordable housing
Outcome: Affordability
Matrix Code: Employment Training (05H)
National Objective: LMC

Activity to prevent, prepare for, and respond to Coronavirus: No

Initial Funding Date: 10/04/2023

Description:

NPower: Program will provide funding to support Fort Worth residents enrolled in the Tech Fundamental program, a tuition-free technology career training program.
NPower: Staff SalariesFunding would support Fort Worth residents enrolled in our Tech Fundamentals program.
The program strength has proved again during this pandemic that despite the economic downturn and job losses, we have maintained our record of success.
2021 North Texas cohorts, the graduationretention rate is 85% (Goal: 80%) and the preliminary jobcontinuing education placement rate is 92% (Goal: 85%).
100% of NPower trainees are unemployed or underemployed at time of enrollment, with an average pre-program wage of $11,964.
Graduates go on to secure permanent IT roles at a range of corporate employers in North Texas, achieving an average salary of $74,851 at their first job post-program, a 525% increase

Financing

	Fund Type	Grant Year	Grant	Funded Amount	Drawn In Program Year	Drawn Thru Program Year
CDBG	EN	2023	B23MC480010	$25,000.00	$0.00	$0.00
Total	**Total**			**$25,000.00**	**$0.00**	**$0.00**

Proposed Accomplishments

People (General) : 33

Actual Accomplishments

Number assisted:	Owner		Renter		Total		Person	
	Total	Hispanic	Total	Hispanic	Total	Hispanic	Total	Hispanic
White:	0	0	0	0	0	0		0
Black/African American:	0	0	0	0	0	0	0	0
Asian:	0	0	0	0	0	0	0	0
American Indian/Alaskan Native:	0	0	0	0	0	0	0	0
Native Hawaiian/Other Pacific Islander:	0	0	0	0	0	0	0	0
American Indian/Alaskan Native & White:	0	0	0	0	0	0	0	0
Asian White:	0	0	0	0	0	0	0	0
Black/African American & White:	0	0	0	0	0	0	0	0
American Indian/Alaskan Native & Black/African American:	0	0	0	0	0	0	0	0
Other multi-racial:	0	0	0	0	0	0	0	0

Asian/Pacific Islander:	0	0	0	0	0	0	0	0
Hispanic:	0	0	0	0	0	0	0	0
Total:	**0**	**0**	**0**	**0**	**0**	**0**	**0**	**0**
Female-headed Households:	0		0		0			

Income Category:

	Owner	Renter	Total	Person
Extremely Low	0	0	0	0
Low Mod	0	0	0	0
Moderate	0	0	0	0
Non Low Moderate	0	0	0	0
Total	0	0	0	0
Percent Low/Mod				

Annual Accomplishments

No data returned for this view. This might be because the applied filter excludes all data.

PGM Year: 2023
Project: 0007 - 23-24 Affordable Housing
IDIS Activity: 7800 - 23-24 Housing Channel- Counseling & Foreclosure {10xxxx-991938}

Status: Open
Location: 2900 Airport Fwy Fort Worth, TX 76111-3918

Objective: Provide decent affordable housing
Outcome: Affordability
Matrix Code: Housing Counseling only, under 24 CFR 5.100 (05U)
National Objective: LMH

Activity to prevent, prepare for, and respond to Coronavirus: No

Initial Funding Date: 10/04/2023

Description:

Housing Channel: Housing counseling and education services to Fort Worth residents in English and Spanish to include the following activities: homebuyer outreachorientation sessions, individual pre-purchase and foreclosure prevention counseling, credit counseling, budget management and financial literacy, homebuyer training, and post-purchase workshops.
[$111,000.00]Homeownership training and education provided in accordance with HUD requirements including one on one counseling and group education workshops consisting of money management including basic debt management, household budgeting, consumer education, landscaping, routine maintenance, and a review of the (HAP) program requirements as well as foreclosure prevention services to income-eligible home buyers and home owners

Financing

	Fund Type	Grant Year	Grant	Funded Amount	Drawn In Program Year	Drawn Thru Program Year
CDBG	EN	2023	B23MC480010	$111,000.00	$0.00	$0.00
Total	**Total**			**$111,000.00**	**$0.00**	**$0.00**

Proposed Accomplishments

Households (General) : 240

Actual Accomplishments

Number assisted:	Owner		Renter		Total		Person	
	Total	Hispanic	Total	Hispanic	Total	Hispanic	Total	Hispanic
White:	0	0	0	0	0	0		0
Black/African American:	0	0	0	0	0	0	0	0
Asian:	0	0	0	0	0	0	0	0
American Indian/Alaskan Native:	0	0	0	0	0	0	0	0
Native Hawaiian/Other Pacific Islander:	0	0	0	0	0	0	0	0
American Indian/Alaskan Native & White:	0	0	0	0	0	0	0	0
Asian White:	0	0	0	0	0	0	0	0
Black/African American & White:	0	0	0	0	0	0	0	0
American Indian/Alaskan Native & Black/African American:	0	0	0	0	0	0	0	0
Other multi-racial:	0	0	0	0	0	0	0	0

Asian/Pacific Islander:	0	0	0	0	0	0	0	0
Hispanic:	0	0	0	0	0	0	0	0
Total:	**0**	**0**	**0**	**0**	**0**	**0**	**0**	**0**
Female-headed Households:	0		0		0			

Income Category:

	Owner	Renter	Total	Person
Extremely Low	0	0	0	0
Low Mod	0	0	0	0
Moderate	0	0	0	0
Non Low Moderate	0	0	0	0
Total	0	0	0	0
Percent Low/Mod				

Annual Accomplishments

No data returned for this view. This might be because the applied filter excludes all data.

PGM Year: 2023
Project: 0008 - 23-24 Children/Youth Services
IDIS Activity: 7801 - 23-24 AB Christian Learning Center - Out of School Time Program {10xxxx-991925}

Status: Open
Location: 5565 Truman Dr Fort Worth, TX 76112-7652

Objective: Create economic opportunities
Outcome: Availability/accessibility
Matrix Code: Child Care Services (05L)
National Objective: LMC

Activity to prevent, prepare for, and respond to Coronavirus: No

Initial Funding Date: 10/04/2023

Description:

AB Christian Learning Center (Out of School Time Program): tutoring and mentoring for elementary students from designated schools in Stop Six community [$78,218.00]; AB Christian Learning Center: Staff SalariesThe services to be funded will be teachers and support persons to support out of school time tutoring and mentoring

Financing

	Fund Type	Grant Year	Grant	Funded Amount	Drawn In Program Year	Drawn Thru Program Year
CDBG	EN	2023	B23MC480010	$78,218.00	$0.00	$0.00
Total	**Total**			**$78,218.00**	**$0.00**	**$0.00**

Proposed Accomplishments

People (General) : 50

Actual Accomplishments

Number assisted:	Owner		Renter		Total		Person	
	Total	Hispanic	Total	Hispanic	Total	Hispanic	Total	Hispanic
White:	0	0	0	0	0	0		0
Black/African American:	0	0	0	0	0	0	0	0
Asian:	0	0	0	0	0	0	0	0
American Indian/Alaskan Native:	0	0	0	0	0	0	0	0
Native Hawaiian/Other Pacific Islander:	0	0	0	0	0	0	0	0
American Indian/Alaskan Native & White:	0	0	0	0	0	0	0	0
Asian White:	0	0	0	0	0	0	0	0
Black/African American & White:	0	0	0	0	0	0	0	0
American Indian/Alaskan Native & Black/African American:	0	0	0	0	0	0	0	0
Other multi-racial:	0	0	0	0	0	0	0	0
Asian/Pacific Islander:	0	0	0	0	0	0	0	0
Hispanic:	0	0	0	0	0	0	0	0

Total:	**0**	**0**	**0**	**0**	**0**	**0**	**0**	**0**
Female-headed Households:	0		0		0			

Income Category:

	Owner	Renter	Total	Person
Extremely Low	0	0	0	0
Low Mod	0	0	0	0
Moderate	0	0	0	0
Non Low Moderate	0	0	0	0
Total	0	0	0	0
Percent Low/Mod				

Annual Accomplishments

No data returned for this view. This might be because the applied filter excludes all data.

PGM Year: 2023
Project: 0008 - 23-24 Children/Youth Services
IDIS Activity: 7802 - 23-24 United Community Centers {10xxxx-991930}

Status: Open
Location: 3600 N Crump St Fort Worth, TX 76106-4422

Objective: Create economic opportunities
Outcome: Availability/accessibility
Matrix Code: Child Care Services (05L)
National Objective: LMC

Activity to prevent, prepare for, and respond to Coronavirus: No

Initial Funding Date: 10/04/2023

Description:

United Community Centers: Staff Salaries.
United Community Centers (Holistic Educational Literacy Program): Research-based small group guided reading program provided in after-school and all-day summer programs to children ages 4 to 13.
[$125,000]UCC will use the RFP for our Education Literacy Program (core literacy, Ready Readers, and Success By Six) is a research-based small group guided reading program provided in our after school and all-day summer programs to children ages 4 to 13.
UCC is also excited to expand offerings programs to parents of children in our ELP and our community through the Parent Education Program.
UCC will also work closely with local well-established agencies that provide mental well-being programs for children, youth, and families

Financing

	Fund Type	Grant Year	Grant	Funded Amount	Drawn In Program Year	Drawn Thru Program Year
CDBG	EN	2023	B23MC480010	$125,000.00	$0.00	$0.00
Total	**Total**			**$125,000.00**	**$0.00**	**$0.00**

Proposed Accomplishments

People (General) : 550

Actual Accomplishments

Number assisted:	Owner		Renter		Total		Person	
	Total	Hispanic	Total	Hispanic	Total	Hispanic	Total	Hispanic
White:	0	0	0	0	0	0		0
Black/African American:	0	0	0	0	0	0	0	0
Asian:	0	0	0	0	0	0	0	0
American Indian/Alaskan Native:	0	0	0	0	0	0	0	0
Native Hawaiian/Other Pacific Islander:	0	0	0	0	0	0	0	0
American Indian/Alaskan Native & White:	0	0	0	0	0	0	0	0
Asian White:	0	0	0	0	0	0	0	0
Black/African American & White:	0	0	0	0	0	0	0	0
American Indian/Alaskan Native & Black/African American:	0	0	0	0	0	0	0	0

Other multi-racial:	0	0	0	0	0	0	0	0
Asian/Pacific Islander:	0	0	0	0	0	0	0	0
Hispanic:	0	0	0	0	0	0	0	0
Total:	**0**	**0**	**0**	**0**	**0**	**0**	**0**	**0**
Female-headed Households:	0		0		0			

Income Category:

	Owner	Renter	Total	Person
Extremely Low	0	0	0	0
Low Mod	0	0	0	0
Moderate	0	0	0	0
Non Low Moderate	0	0	0	0
Total	0	0	0	0
Percent Low/Mod				

Annual Accomplishments

No data returned for this view. This might be because the applied filter excludes all data.

PGM Year: 2023
Project: 0008 - 23-24 Children/Youth Services
IDIS Activity: 7803 - 23-24 Boys & Girls Club of Tarrant County - Eastside - Youth Development {10xxxx-991934}

Status: Open
Location: 4651 Ramey Ave Fort Worth, TX 76105-3645

Objective: Create economic opportunities
Outcome: Availability/accessibility
Matrix Code: Youth Services (05D)
National Objective: LMC

Activity to prevent, prepare for, and respond to Coronavirus: No

Initial Funding Date: 10/04/2023

Description:

Boys & Girls Clubs of Greater Tarrant County (Youth Development at Eastside Branch): After school programs offering a variety of youth development programs that serve school aged youth ages 6-18.
BGCGTC provides a safe environment for youth to receive quality enrichment program, meaningful adult connections, and social emotional support.
[$70,000.00].
Boys & Girls Clubs of Greater Tarrant County (After School Program): Staff SalariesBoys & Girls Clubs after-school programs offer a variety of youth development programs that serve school-aged youth ages 6-18.
We provide a safe environment for youth to receive quality enrichment programs, meaningful adult connections, and social-emotional support.
We request funding to support our Eastside Branch located in the Stop Six neighborhood at 4651 Ramey Ave.
This area is primarily low-income, with high unemployment and high criminal activity.
The Club provides youth with opportunities, experiences, and skills to think beyond their economic circumstances and motivates them to reach their full potential and pursue their dreams.
Our programs include: Educational Talent Search & Upward Bound, Gang Intervention, Music & Youth, Academic Success Initiative, Cultural & Arts, Atrisk Youth Mentoring, Healthy Lifestyles, Prevention Services, and Counselin

Financing

	Fund Type	Grant Year	Grant	Funded Amount	Drawn In Program Year	Drawn Thru Program Year
CDBG	EN	2023	B23MC480010	$70,000.00	$0.00	$0.00
Total	**Total**			**$70,000.00**	**$0.00**	**$0.00**

Proposed Accomplishments

People (General) : 345

Actual Accomplishments

Number assisted:	Owner		Renter		Total		Person	
	Total	Hispanic	Total	Hispanic	Total	Hispanic	Total	Hispanic
White:	0	0	0	0	0	0		0
Black/African American:	0	0	0	0	0	0	0	0
Asian:	0	0	0	0	0	0	0	0
American Indian/Alaskan Native:	0	0	0	0	0	0	0	0
Native Hawaiian/Other Pacific Islander:	0	0	0	0	0	0	0	0

American Indian/Alaskan Native & White:	0	0	0	0	0	0	0	0
Asian White:	0	0	0	0	0	0	0	0
Black/African American & White:	0	0	0	0	0	0	0	0
American Indian/Alaskan Native & Black/African American:	0	0	0	0	0	0	0	0
Other multi-racial:	0	0	0	0	0	0	0	0
Asian/Pacific Islander:	0	0	0	0	0	0	0	0
Hispanic:	0	0	0	0	0	0	0	0
Total:	**0**	**0**	**0**	**0**	**0**	**0**	**0**	**0**
Female-headed Households:	0		0		0			

Income Category:

	Owner	Renter	Total	Person
Extremely Low	0	0	0	0
Low Mod	0	0	0	0
Moderate	0	0	0	0
Non Low Moderate	0	0	0	0
Total	0	0	0	0
Percent Low/Mod				

Annual Accomplishments

No data returned for this view. This might be because the applied filter excludes all data.

PGM Year: 2023
Project: 0008 - 23-24 Children/Youth Services
IDIS Activity: 7804 - 23-24 Camp Fire First Texas - Teens In Action {10xxxx-991935}

Status: Open
Location: 2700 Meacham Blvd Fort Worth, TX 76137-4601

Objective: Create economic opportunities
Outcome: Availability/accessibility
Matrix Code: Youth Services (05D)
National Objective: LMC

Activity to prevent, prepare for, and respond to Coronavirus: No

Initial Funding Date: 10/04/2023

Description:

Camp Fire First Texas (Teens In Action): program offering life skills training to youth attending selected middle schools and high schools; offered weekly during out-of-school time at each school during the school year and at the Camp Fire Resource Center for 7 weeks in the summer.
Camp Fire First Texas: Staff Salaries Camp Fire First Texas provides Teens in Action curriculum-based life skills training to youth attending give middle schools and three high schools in zip codes 76106, 76164, 76112, 76116, and 76119.
The program is offered weekly during out-of-school time at each school during the school year and at the Camp Fire Resource Center for 7 weeks in the summer, projecting to serve 200 unduplicated youth during the grant term, October 1, 2023 - September 30, 2024

Financing

	Fund Type	Grant Year	Grant	Funded Amount	Drawn In Program Year	Drawn Thru Program Year
CDBG	EN	2023	B23MC480010	$50,000.00	$0.00	$0.00
Total	**Total**			**$50,000.00**	**$0.00**	**$0.00**

Proposed Accomplishments

People (General) : 150

Actual Accomplishments

Number assisted:	Owner		Renter		Total		Person	
	Total	Hispanic	Total	Hispanic	Total	Hispanic	Total	Hispanic
White:	0	0	0	0	0	0		0
Black/African American:	0	0	0	0	0	0	0	0
Asian:	0	0	0	0	0	0	0	0
American Indian/Alaskan Native:	0	0	0	0	0	0	0	0
Native Hawaiian/Other Pacific Islander:	0	0	0	0	0	0	0	0
American Indian/Alaskan Native & White:	0	0	0	0	0	0	0	0
Asian White:	0	0	0	0	0	0	0	0
Black/African American & White:	0	0	0	0	0	0	0	0
American Indian/Alaskan Native & Black/African American:	0	0	0	0	0	0	0	0
Other multi-racial:	0	0	0	0	0	0	0	0

Asian/Pacific Islander:	0	0	0	0	0	0	0	0
Hispanic:	0	0	0	0	0	0	0	0
Total:	**0**	**0**	**0**	**0**	**0**	**0**	**0**	**0**
Female-headed Households:	0		0		0			

Income Category:

	Owner	Renter	Total	Person
Extremely Low	0	0	0	0
Low Mod	0	0	0	0
Moderate	0	0	0	0
Non Low Moderate	0	0	0	0
Total	0	0	0	0
Percent Low/Mod				

Annual Accomplishments

No data returned for this view. This might be because the applied filter excludes all data.

PGM Year: 2023
Project: 0008 - 23-24 Children/Youth Services
IDIS Activity: 7805 - 23-24 Girls Inc of Tarrant County - Leadership Program {10xxxx-991936}

Status: Open
Location: 304 E Vickery Blvd Fort Worth, TX 76104-1301

Objective: Create economic opportunities
Outcome: Availability/accessibility
Matrix Code: Youth Services (05D)
National Objective: LMC

Activity to prevent, prepare for, and respond to Coronavirus: No

Initial Funding Date: 10/04/2023

Description:

Girls Incorporated of Tarrant County (After School Program): Staff Salaries.
Girls Incorporated of Tarrant County: Program provides in-school, after-school, and summer education and activities to promote social and emotional wellbeing, promote academic success, and prevent juvenile crime and delinquency for girls, ages 13-19 years of age.
Girls Inc.
staff develop mentoring relationships with the girls to provide resources challenge growth, express care from a positive role model and expand possibilities.
[$100,000]Girls Inc.
activities are focused on Strong (mental health & well-being), Smart (educational achievement), and Bold (leadership and community action) initiatives that support the development of positive coping skills, conflict resolution skills, and goal setting in a pro-girl environment.
Program provides in-school, after-school, and summer education and activities to promote social & emotional wellbeing, promote academic success, and prevent juvenile crime and delinquency for girls, ages 13-19 years of age.
Girls Inc.
staff develop mentoring relationships with the girls to provide resources, challenge growth, express care from a positive role model, and expand possibilities.
After participating in Girls Inc.
programs, girls have the tools to be leaders in their communities and in our local workforce.om a positive role model, and expand possibilities

Financing

	Fund Type	Grant Year	Grant	Funded Amount	Drawn In Program Year	Drawn Thru Program Year
CDBG	EN	2023	B23MC480010	$100,000.00	$0.00	$0.00
Total	**Total**			**$100,000.00**	**$0.00**	**$0.00**

Proposed Accomplishments

People (General) : 175

Actual Accomplishments

Number assisted:	Owner		Renter		Total		Person	
	Total	Hispanic	Total	Hispanic	Total	Hispanic	Total	Hispanic
White:	0	0	0	0	0	0		0
Black/African American:	0	0	0	0	0	0	0	0
Asian:	0	0	0	0	0	0	0	0
American Indian/Alaskan Native:	0	0	0	0	0	0	0	0

Native Hawaiian/Other Pacific Islander:	0	0	0	0	0	0	0	0
American Indian/Alaskan Native & White:	0	0	0	0	0	0	0	0
Asian White:	0	0	0	0	0	0	0	0
Black/African American & White:	0	0	0	0	0	0	0	0
American Indian/Alaskan Native & Black/African American:	0	0	0	0	0	0	0	0
Other multi-racial:	0	0	0	0	0	0	0	0
Asian/Pacific Islander:	0	0	0	0	0	0	0	0
Hispanic:	0	0	0	0	0	0	0	0
Total:	**0**	**0**	**0**	**0**	**0**	**0**	**0**	**0**
Female-headed Households:	0		0		0			

Income Category:

	Owner	Renter	Total	Person
Extremely Low	0	0	0	0
Low Mod	0	0	0	0
Moderate	0	0	0	0
Non Low Moderate	0	0	0	0
Total	0	0	0	0
Percent Low/Mod				

Annual Accomplishments

No data returned for this view. This might be because the applied filter excludes all data.

PGM Year: 2023
Project: 0008 - 23-24 Children/Youth Services
IDIS Activity: 7806 - 23-24 Junior Achievement {105148-9919L6}

Status: Open
Location: 6300 Ridglea Pl Ste 400 Suite 400 Fort Worth, TX 76116-5706

Objective: Create economic opportunities
Outcome: Availability/accessibility
Matrix Code: Youth Services (05D)
National Objective: LMC

Activity to prevent, prepare for, and respond to Coronavirus: No

Initial Funding Date: 10/04/2023

Description:

Junior Achievement of the Chisholm Trail (Cradle to Career Initiative): K-12 programs fostering financial literacy work readiness and entrepreneurship using experiential learning to inspire kids to dream big and reach their potential.
[$25,000].
Junior Achievement of the Chisholm Trail: Staff Salaries, Supplies and ServicesJunior Achievements mission is to inspire and prepare young people to succeed in a global economy.
Our volunteer and educator-delivered K-12 programs foster financial literacy, work readiness, and entrepreneurship using experiential learning to inspire kids to dream big and reach their potential.
JA gives young people the knowledge and skills they need to own their economic success, plan for their future, and make smart lifechoices.
Our programs empower students to make a connection between what they learn in school and how it can be applied in the real world - enhancing the relevance of their classroom learning and increasing theirunderstanding of the value of staying in school.
Students become excited about the opportunities that lie ahead of them.
JA of the Chisholm Trail is proud to have served students throughout Fort Worth for over 65 years.

Financing

	Fund Type	Grant Year	Grant	Funded Amount	Drawn In Program Year	Drawn Thru Program Year
CDBG	EN	2023	B23MC480010	$25,000.00	$0.00	$0.00
Total	**Total**			**$25,000.00**	**$0.00**	**$0.00**

Proposed Accomplishments

People (General) : 230

Actual Accomplishments

Number assisted:	Owner		Renter		Total		Person	
	Total	Hispanic	Total	Hispanic	Total	Hispanic	Total	Hispanic
White:	0	0	0	0	0	0		0
Black/African American:	0	0	0	0	0	0	0	0
Asian:	0	0	0	0	0	0	0	0
American Indian/Alaskan Native:	0	0	0	0	0	0	0	0
Native Hawaiian/Other Pacific Islander:	0	0	0	0	0	0	0	0
American Indian/Alaskan Native & White:	0	0	0	0	0	0	0	0

Asian White:	0	0	0	0	0	0	0	0
Black/African American & White:	0	0	0	0	0	0	0	0
American Indian/Alaskan Native & Black/African American:	0	0	0	0	0	0	0	0
Other multi-racial:	0	0	0	0	0	0	0	0
Asian/Pacific Islander:	0	0	0	0	0	0	0	0
Hispanic:	0	0	0	0	0	0	0	0
Total:	**0**	**0**	**0**	**0**	**0**	**0**	**0**	**0**
Female-headed Households:	0		0		0			

Income Category:

	Owner	Renter	Total	Person
Extremely Low	0	0	0	0
Low Mod	0	0	0	0
Moderate	0	0	0	0
Non Low Moderate	0	0	0	0
Total	0	0	0	0
Percent Low/Mod				

Annual Accomplishments

No data returned for this view. This might be because the applied filter excludes all data.

PGM Year: 2023
Project: 0008 - 23-24 Children/Youth Services
IDIS Activity: 7807 - 23-24 Maroon 9 CDC - 105148-9919L7}

Status: Open
Location: 3562 W Boyce Ave Fort Worth, TX 76133-1083

Objective: Create economic opportunities
Outcome: Availability/accessibility
Matrix Code: Youth Services (05D)
National Objective: LMC

Activity to prevent, prepare for, and respond to Coronavirus: No

Initial Funding Date: 10/04/2023

Description:

Maroon 9 Community Enrichment Organization: Direct Program-Related CraftEducational Supplies.
Maroon 9 Community Enrichment Organization (Maroon 9 Community Enrichment Program): Year-round enrichment programs and opportunities primarily for teens in the 76104 and 76105 zip codes.
Programs are focused on Fine Arts, STEM, Life Skills, and CollegeCareer Exploration to teach creative expression opposed to juvenile crime and negative school behavior.
[$25,000]Year-round youth enrichment programs and opportunities primarily for teens in the 76104 and 76105 zip codes.
Programs are focused on Fine Arts, STEM, Life Skills, and CollegeCareer Exploration to teach creative expression opposed to juvenile crime and negative school behavior.
Programs are designed to help teen youth prepare for life after high school andor juvenile detention

Financing

	Fund Type	Grant Year	Grant	Funded Amount	Drawn In Program Year	Drawn Thru Program Year
CDBG	EN	2023	B23MC480010	$25,000.00	$0.00	$0.00
Total	**Total**			**$25,000.00**	**$0.00**	**$0.00**

Proposed Accomplishments

People (General) : 1,000

Actual Accomplishments

Number assisted:	Owner		Renter		Total		Person	
	Total	Hispanic	Total	Hispanic	Total	Hispanic	Total	Hispanic
White:	0	0	0	0	0	0		0
Black/African American:	0	0	0	0	0	0	0	0
Asian:	0	0	0	0	0	0	0	0
American Indian/Alaskan Native:	0	0	0	0	0	0	0	0
Native Hawaiian/Other Pacific Islander:	0	0	0	0	0	0	0	0
American Indian/Alaskan Native & White:	0	0	0	0	0	0	0	0
Asian White:	0	0	0	0	0	0	0	0
Black/African American & White:	0	0	0	0	0	0	0	0
American Indian/Alaskan Native & Black/African American:	0	0	0	0	0	0	0	0

Other multi-racial:	0	0	0	0	0	0	0	0
Asian/Pacific Islander:	0	0	0	0	0	0	0	0
Hispanic:	0	0	0	0	0	0	0	0
Total:	**0**	**0**	**0**	**0**	**0**	**0**	**0**	**0**
Female-headed Households:	0		0		0			

Income Category:

	Owner	Renter	Total	Person
Extremely Low	0	0	0	0
Low Mod	0	0	0	0
Moderate	0	0	0	0
Non Low Moderate	0	0	0	0
Total	0	0	0	0
Percent Low/Mod				

Annual Accomplishments

No data returned for this view. This might be because the applied filter excludes all data.

PGM Year: 2023
Project: 0009 - 23-24 Healthy Living and Wellness
IDIS Activity: 7808 - 23-24 Cancer Care Services {105148-9919L5}

Status: Open
Location: 623 S Henderson St Fort Worth, TX 76104-2920

Objective: Create suitable living environments
Outcome: Availability/accessibility
Matrix Code: Other Public Services Not Listed in 05A-05Y, 03T (05Z)
National Objective: LMC

Activity to prevent, prepare for, and respond to Coronavirus: No

Initial Funding Date: 10/04/2023

Description:

Healthy Living and Wellness programs and services to improve the mental and physical health of low-to moderate income Fort Worth familiesCancer Care Services: Program to support cancer patients, care for caregivers and empower survivors to reduce the impact of cancer in Tarrant County.
Cancer Care serves between 3,000-4,000 people annually by providing holistic, personalized support to improve quality of life, reduce stress and address the social determinants of health.
[$50,000]The mission of Cancer Care Services is to support cancer patients, care for caregivers and empower survivors to reduce the impact of cancer in Tarrant County.
Cancer Care serves between 3,000-4,000 people annually by providing holistic, personalized support to improve quality of life, reduce stress and address the social determinants of health.
We serve all cancer types, all ages, all ethnicities and income levels (In 2022, 85% of our clients were considered very low to low income).
Our wrap-around services for patients, survivors and caregivers provide relief from the fear and chaos of cancer, while reducing trauma and distress.
And because cancer shouldn't devastate one's finances, 100% of our programs are FREE.
Cancer Care Services is unique, relevant, innovative, responsive, equitable, and inclusive

Financing

	Fund Type	Grant Year	Grant	Funded Amount	Drawn In Program Year	Drawn Thru Program Year
CDBG	EN	2023	B23MC480010	$50,000.00	$0.00	$0.00
Total	**Total**			**$50,000.00**	**$0.00**	**$0.00**

Proposed Accomplishments

People (General) : 3,800

Actual Accomplishments

Number assisted:	Owner		Renter		Total		Person	
	Total	Hispanic	Total	Hispanic	Total	Hispanic	Total	Hispanic
White:	0	0	0	0	0	0		0
Black/African American:	0	0	0	0	0	0	0	0
Asian:	0	0	0	0	0	0	0	0
American Indian/Alaskan Native:	0	0	0	0	0	0	0	0
Native Hawaiian/Other Pacific Islander:	0	0	0	0	0	0	0	0
American Indian/Alaskan Native & White:	0	0	0	0	0	0	0	0

Asian White:	0	0	0	0	0	0	0	0
Black/African American & White:	0	0	0	0	0	0	0	0
American Indian/Alaskan Native & Black/African American:	0	0	0	0	0	0	0	0
Other multi-racial:	0	0	0	0	0	0	0	0
Asian/Pacific Islander:	0	0	0	0	0	0	0	0
Hispanic:	0	0	0	0	0	0	0	0
Total:	**0**	**0**	**0**	**0**	**0**	**0**	**0**	**0**
Female-headed Households:	0		0		0			

Income Category:

	Owner	Renter	Total	Person
Extremely Low	0	0	0	0
Low Mod	0	0	0	0
Moderate	0	0	0	0
Non Low Moderate	0	0	0	0
Total	0	0	0	0
Percent Low/Mod				

Annual Accomplishments

No data returned for this view. This might be because the applied filter excludes all data.

PGM Year: 2023
Project: 0010 - 23-24 Aging In Place
IDIS Activity: 7809 - 23-24 Meals On Wheels - Nutrition Program {10xxxx-991932}

Status: Open
Location: 5740 Airport Fwy Fort Worth, TX 76117-6005

Objective: Create suitable living environments
Outcome: Availability/accessibility
Matrix Code: Services for Persons with Disabilities (05B)
National Objective: LMC

Activity to prevent, prepare for, and respond to Coronavirus: No

Initial Funding Date: 10/04/2023

Description:

PSA Aging In Place programs will serve older adults providing access to resources needed to age in their homes, while maintaining both their independence and quality of life.
Meals on Wheels (Nutrition Program): Portion of the cost of meals provided for homebound elderly and disabled Fort Worth residents who meet eligibility requirements.
Meals on Wheels of Tarrant County (Nutrition Program): Provides home-delivered meals, supplemental nutrition, and congregate meals to disadvantaged older adults in Fort Worth.
Community needs to be addressed are malnutrition, food insecurity, social isolation, and poor mental and physical health.The Meals On Wheels Nutrition Program provides home-delivered meals, supplemental nutrition, and congregate meals to disadvantaged older adults in Fort Worth.
Community needs to be addressed are malnutrition, food insecurity, social isolation, and poor mental and physical health

Financing

	Fund Type	Grant Year	Grant	Funded Amount	Drawn In Program Year	Drawn Thru Program Year
CDBG	EN	2023	B23MC480010	$75,000.00	$0.00	$0.00
Total	**Total**			**$75,000.00**	**$0.00**	**$0.00**

Proposed Accomplishments

People (General) : 3,200

Actual Accomplishments

Number assisted:	Owner		Renter		Total		Person	
	Total	Hispanic	Total	Hispanic	Total	Hispanic	Total	Hispanic
White:	0	0	0	0	0	0		0
Black/African American:	0	0	0	0	0	0	0	0
Asian:	0	0	0	0	0	0	0	0
American Indian/Alaskan Native:	0	0	0	0	0	0	0	0
Native Hawaiian/Other Pacific Islander:	0	0	0	0	0	0	0	0
American Indian/Alaskan Native & White:	0	0	0	0	0	0	0	0
Asian White:	0	0	0	0	0	0	0	0
Black/African American & White:	0	0	0	0	0	0	0	0
American Indian/Alaskan Native & Black/African American:	0	0	0	0	0	0	0	0
Other multi-racial:	0	0	0	0	0	0	0	0

Asian/Pacific Islander:	0	0	0	0	0	0	0	0
Hispanic:	0	0	0	0	0	0	0	0
Total:	**0**	**0**	**0**	**0**	**0**	**0**	**0**	**0**
Female-headed Households:	0		0		0			

Income Category:

	Owner	Renter	Total	Person
Extremely Low	0	0	0	0
Low Mod	0	0	0	0
Moderate	0	0	0	0
Non Low Moderate	0	0	0	0
Total	0	0	0	0
Percent Low/Mod				

Annual Accomplishments

No data returned for this view. This might be because the applied filter excludes all data.

PGM Year: 2023
Project: 0010 - 23-24 Aging In Place
IDIS Activity: 7810 - 23-24 Guardianship Services {10xxxx-9919D1}

Status: Open
Location: 1125 College Ave Fort Worth, TX 76104-4514

Objective: Create economic opportunities
Outcome: Availability/accessibility
Matrix Code: Senior Services (05A)
National Objective: LMC

Activity to prevent, prepare for, and respond to Coronavirus: No

Initial Funding Date: 10/04/2023

Description:

PSA Aging In Place programs will serve older adults providing access to resources needed to age in their homes, while maintaining both their independence and quality of life.
Guardianship Services (Money Smart+): Workshops designed to fight the epidemic of fraud and exploitation of seniors using the evidence-based Money Smart for Older Adults curriculum.
Guardianship Services: Program staff salaries, Facility Operations, Legal. Program Overview: GSIs Financial Exploitation Prevention (now Money Smart +) workshops are designed to fight the epidemic of fraud and exploitation of seniors using the evidence-based Money Smart for Older Adults curriculum.
The workshop series provides knowledge, skills and aptitudes older residents need to avoid fraud or financial exploitation and manage their limited incomes well.
Workshops also build vulnerable seniors confidence in their ability to manage money and introduce them to a trusted source of ongoing help and support: GSI.

Financing

	Fund Type	Grant Year	Grant	Funded Amount	Drawn In Program Year	Drawn Thru Program Year
CDBG	EN	2023	B23MC480010	$100,000.00	$0.00	$0.00
Total	**Total**			**$100,000.00**	**$0.00**	**$0.00**

Proposed Accomplishments

People (General) : 185

Actual Accomplishments

Number assisted:	Owner		Renter		Total		Person	
	Total	Hispanic	Total	Hispanic	Total	Hispanic	Total	Hispanic
White:	0	0	0	0	0	0		0
Black/African American:	0	0	0	0	0	0	0	0
Asian:	0	0	0	0	0	0	0	0
American Indian/Alaskan Native:	0	0	0	0	0	0	0	0
Native Hawaiian/Other Pacific Islander:	0	0	0	0	0	0	0	0
American Indian/Alaskan Native & White:	0	0	0	0	0	0	0	0
Asian White:	0	0	0	0	0	0	0	0
Black/African American & White:	0	0	0	0	0	0	0	0
American Indian/Alaskan Native & Black/African American:	0	0	0	0	0	0	0	0

Other multi-racial:	0	0	0	0	0	0	0	0
Asian/Pacific Islander:	0	0	0	0	0	0	0	0
Hispanic:	0	0	0	0	0	0	0	0
Total:	**0**	**0**	**0**	**0**	**0**	**0**	**0**	**0**
Female-headed Households:	0		0		0			

Income Category:

	Owner	Renter	Total	Person
Extremely Low	0	0	0	0
Low Mod	0	0	0	0
Moderate	0	0	0	0
Non Low Moderate	0	0	0	0
Total	0	0	0	0
Percent Low/Mod				

Annual Accomplishments

No data returned for this view. This might be because the applied filter excludes all data.

PGM Year: 2018
Project: 0012 - 18-19 Neighborhood Revitalization
IDIS Activity: 7832 - Lake Como Bandalong {101785-9919N1}

Status: Open
Location: 3401 Lake Como Dr Fort Worth, TX 76107-6022

Objective: Create suitable living environments
Outcome: Sustainability
Matrix Code: Other Public Improvements Not Listed in 03A-03S (03Z)
National Objective: LMA

Activity to prevent, prepare for, and respond to Coronavirus: No

Initial Funding Date: 10/04/2023

Description:

Funds will be used to purchase and install a Bandalong Litter Trap.
This is a floating device installed at strategic locations along waterways to collect and retain floating litter and other debris.
The system operates silently without any mechanical assistance, capturing and retaining debris for removal and disposal.

Financing

	Fund Type	Grant Year	Grant	Funded Amount	Drawn In Program Year	Drawn Thru Program Year
CDBG	EN	2018	B18MC480010	$12,456.93	$12,456.93	$12,456.93
		2019	B19MC480010	$45,127.79	$45,127.79	$45,127.79
Total	**Total**			**$57,584.72**	**$57,584.72**	**$57,584.72**

Proposed Accomplishments

Public Facilities : 1
Total Population in Service Area: 4,640
Census Tract Percent Low / Mod: 82.00

Annual Accomplishments

No data returned for this view. This might be because the applied filter excludes all data.

PGM Year: 2019
Project: 0006 - 19-20 Poverty Reduction Programs
IDIS Activity: 7834 - 19-20 Tarrant Area Food Bank RED Bus Program {102718-9919D9}

Status: Open
Location: 2600 Cullen St Fort Worth, TX 76107-1302

Objective: Create economic opportunities
Outcome: Affordability
Matrix Code: Food Banks (05W)
National Objective: LMC

Activity to prevent, prepare for, and respond to Coronavirus: Yes

Initial Funding Date: 11/01/2023

Description:

The RED Bus Program will take the food bank's service directly to those most in need.
At the heart of the program is a mobile service delivery unit - a specialty built vehicle, which provides space for the display of grocery items and office space for staff.
Utilizing this vehicle, TAFB will provide (1) emergency food distribution; (2) nutrition education; and (3) assistance for enrollment of eligible families into federal benefits programs such as SNAP, TANF, CHIP and Medicaid.

Financing

	Fund Type	Grant Year	Grant	Funded Amount	Drawn In Program Year	Drawn Thru Program Year
CDBG	EN	2020	B20MW480010	$242,000.00	$14,806.02	$14,806.02
Total	**Total**			**$242,000.00**	**$14,806.02**	**$14,806.02**

Proposed Accomplishments

People (General) : 6,000

Actual Accomplishments

Number assisted:	Owner		Renter		Total		Person	
	Total	Hispanic	Total	Hispanic	Total	Hispanic	Total	Hispanic
White:	0	0	0	0	0	0		0
Black/African American:	0	0	0	0	0	0	0	0
Asian:	0	0	0	0	0	0	0	0
American Indian/Alaskan Native:	0	0	0	0	0	0	0	0
Native Hawaiian/Other Pacific Islander:	0	0	0	0	0	0	0	0
American Indian/Alaskan Native & White:	0	0	0	0	0	0	0	0
Asian White:	0	0	0	0	0	0	0	0
Black/African American & White:	0	0	0	0	0	0	0	0
American Indian/Alaskan Native & Black/African American:	0	0	0	0	0	0	0	0
Other multi-racial:	0	0	0	0	0	0	0	0
Asian/Pacific Islander:	0	0	0	0	0	0	0	0

Hispanic:	0	0	0	0	0	0	0	0
Total:	**0**	**0**	**0**	**0**	**0**	**0**	**0**	**0**
Female-headed Households:	0		0		0			

Income Category:

	Owner	Renter	Total	Person
Extremely Low	0	0	0	0
Low Mod	0	0	0	0
Moderate	0	0	0	0
Non Low Moderate	0	0	0	0
Total	0	0	0	0
Percent Low/Mod				

Annual Accomplishments

No data returned for this view. This might be because the applied filter excludes all data.

Total Funded Amount:	**$40,822,427.76**
Total Drawn Thru Program Year:	**$27,860,317.86**
Total Drawn In Program Year:	**$11,317,757.37**

PART I: SUMMARY OF CDBG RESOURCES	
01 UNEXPENDED CDBG FUNDS AT END OF PREVIOUS PROGRAM YEAR	9,357,518.66
02 ENTITLEMENT GRANT	6,946,710.00
03 SURPLUS URBAN RENEWAL	0.00
04 SECTION 108 GUARANTEED LOAN FUNDS	0.00
05 CURRENT YEAR PROGRAM INCOME	261,973.96
05a CURRENT YEAR SECTION 108 PROGRAM INCOME (FOR SI TYPE)	0.00
06 FUNDS RETURNED TO THE LINE-OF-CREDIT	0.00
06a FUNDS RETURNED TO THE LOCAL CDBG ACCOUNT	0.00
07 ADJUSTMENT TO COMPUTE TOTAL AVAILABLE	0.00
08 TOTAL AVAILABLE (SUM, LINES 01-07)	16,566,202.62
PART II: SUMMARY OF CDBG EXPENDITURES	
09 DISBURSEMENTS OTHER THAN SECTION 108 REPAYMENTS AND PLANNING/ADMINISTRATION	8,579,476.49
10 ADJUSTMENT TO COMPUTE TOTAL AMOUNT SUBJECT TO LOW/MOD BENEFIT	0.00
11 AMOUNT SUBJECT TO LOW/MOD BENEFIT (LINE 09 + LINE 10)	8,579,476.49
12 DISBURSED IN IDIS FOR PLANNING/ADMINISTRATION	1,107,818.30
13 DISBURSED IN IDIS FOR SECTION 108 REPAYMENTS	0.00
14 ADJUSTMENT TO COMPUTE TOTAL EXPENDITURES	0.00
15 TOTAL EXPENDITURES (SUM, LINES 11-14)	9,687,294.79
16 UNEXPENDED BALANCE (LINE 08 - LINE 15)	6,878,907.83
PART III: LOWMOD BENEFIT THIS REPORTING PERIOD	
17 EXPENDED FOR LOW/MOD HOUSING IN SPECIAL AREAS	0.00
18 EXPENDED FOR LOW/MOD MULTI-UNIT HOUSING	0.00
19 DISBURSED FOR OTHER LOW/MOD ACTIVITIES	8,579,476.49
20 ADJUSTMENT TO COMPUTE TOTAL LOW/MOD CREDIT	0.00
21 TOTAL LOW/MOD CREDIT (SUM, LINES 17-20)	8,579,476.49
22 PERCENT LOW/MOD CREDIT (LINE 21/LINE 11)	100.00%
LOW/MOD BENEFIT FOR MULTI-YEAR CERTIFICATIONS	
23 PROGRAM YEARS(PY) COVERED IN CERTIFICATION	PY: PY: PY:
24 CUMULATIVE NET EXPENDITURES SUBJECT TO LOW/MOD BENEFIT CALCULATION	0.00
25 CUMULATIVE EXPENDITURES BENEFITING LOW/MOD PERSONS	0.00
26 PERCENT BENEFIT TO LOW/MOD PERSONS (LINE 25/LINE 24)	0.00%
PART IV: PUBLIC SERVICE (PS) CAP CALCULATIONS	
27 DISBURSED IN IDIS FOR PUBLIC SERVICES	1,260,144.09
28 PS UNLIQUIDATED OBLIGATIONS AT END OF CURRENT PROGRAM YEAR	1,434.16
29 PS UNLIQUIDATED OBLIGATIONS AT END OF PREVIOUS PROGRAM YEAR	232,634.70
30 ADJUSTMENT TO COMPUTE TOTAL PS OBLIGATIONS	0.00
31 TOTAL PS OBLIGATIONS (LINE 27 + LINE 28 - LINE 29 + LINE 30)	1,028,943.55
32 ENTITLEMENT GRANT	6,946,710.00
33 PRIOR YEAR PROGRAM INCOME	22,497.62
34 ADJUSTMENT TO COMPUTE TOTAL SUBJECT TO PS CAP	0.00
35 TOTAL SUBJECT TO PS CAP (SUM, LINES 32-34)	6,969,207.62
36 PERCENT FUNDS OBLIGATED FOR PS ACTIVITIES (LINE 31/LINE 35)	14.76%
PART V: PLANNING AND ADMINISTRATION (PA) CAP	
37 DISBURSED IN IDIS FOR PLANNING/ADMINISTRATION	1,107,818.30
38 PA UNLIQUIDATED OBLIGATIONS AT END OF CURRENT PROGRAM YEAR	0.00
39 PA UNLIQUIDATED OBLIGATIONS AT END OF PREVIOUS PROGRAM YEAR	0.00
40 ADJUSTMENT TO COMPUTE TOTAL PA OBLIGATIONS	0.00
41 TOTAL PA OBLIGATIONS (LINE 37 + LINE 38 - LINE 39 +LINE 40)	1,107,818.30
42 ENTITLEMENT GRANT	6,946,710.00
43 CURRENT YEAR PROGRAM INCOME	261,973.96
44 ADJUSTMENT TO COMPUTE TOTAL SUBJECT TO PA CAP	0.00
45 TOTAL SUBJECT TO PA CAP (SUM, LINES 42-44)	7,208,683.96
46 PERCENT FUNDS OBLIGATED FOR PA ACTIVITIES (LINE 41/LINE 45)	15.37%

LINE 17 DETAIL: ACTIVITIES TO CONSIDER IN DETERMINING THE AMOUNT TO ENTER ON LINE 17

No data returned for this view. This might be because the applied filter excludes all data.

LINE 18 DETAIL: ACTIVITIES TO CONSIDER IN DETERMINING THE AMOUNT TO ENTER ON LINE 18

No data returned for this view. This might be because the applied filter excludes all data.

LINE 19 DETAIL: ACTIVITIES INCLUDED IN THE COMPUTATION OF LINE 19

Plan Year	IDIS Project	IDIS Activity	Voucher Number	Activity Name	Matrix Code	National Objective	Drawn Amount
2022	7	7767	6796033	Casa de los Suenos/Fort Worth Housing Solutions	01	LMA	$1,450,000.00
					01	**Matrix Code**	**$1,450,000.00**
2019	12	7603	6733336	19-20 Salvation Army Shelter Rehabilitation Project	03C	LMC	$19,291.00
2019	12	7603	6760399	19-20 Salvation Army Shelter Rehabilitation Project	03C	LMC	$32,132.60
2019	12	7603	6833223	19-20 Salvation Army Shelter Rehabilitation Project	03C	LMC	$11,546.07
					03C	**Matrix Code**	**$62,969.67**
2019	5	7387	6789548	19-20 Southside Community Center--ADA Improvements {102361-A01953}	03E	LMA	$4,402.62
2019	5	7758	6787763	Worth Heights Community Center--ADA Improvements {102361-9919Q2}	03E	LMA	$66,784.88
2019	5	7758	6833220	Worth Heights Community Center--ADA Improvements {102361-9919Q2}	03E	LMA	$30,695.12
					03E	**Matrix Code**	**$101,882.62**
2016	7	7341	6787762	South Z Boaz Improvements Project {100621 & 102691-A01922}	03F	LMA	$4,693.96
2018	12	7422	6786331	18-19 Bunche Park Improvements {101785-A01920}	03F	LMA	$1,300.00
					03F	**Matrix Code**	**$5,993.96**
2019	20	7570	6750473	19-20 Sheraton Drive Infrastructure Project {102691,103020-9919D4]	03J	LMA	$57,715.71
2019	20	7570	6750475	19-20 Sheraton Drive Infrastructure Project {102691,103020-9919D4]	03J	LMA	$46,921.89
2020	7	7688	6783720	20-21 Stop Six CNI - Cowan Place Senior Housing Development {103020-991983}	03J	LMA	$500,000.00
					03J	**Matrix Code**	**$604,637.60**
2020	11	7750	6835367	20-21 Ripy Street Reconstruction Project {103020-A01912; 103708-A01912}	03K	LMA	$343,644.10
					03K	**Matrix Code**	**$343,644.10**
2019	5	7602	6750476	19-20 Gragg Childcare Facility Improvements Project	03M	LMC	$21,060.00
2019	5	7602	6764297	19-20 Gragg Childcare Facility Improvements Project	03M	LMC	$39,204.00
2019	5	7602	6775972	19-20 Gragg Childcare Facility Improvements Project	03M	LMC	$12,960.00
2019	5	7602	6783725	19-20 Gragg Childcare Facility Improvements Project	03M	LMC	$1,785.00
2019	5	7602	6786330	19-20 Gragg Childcare Facility Improvements Project	03M	LMC	$7,823.98
2019	5	7602	6814992	19-20 Gragg Childcare Facility Improvements Project	03M	LMC	$31,918.63
2019	5	7602	6814993	19-20 Gragg Childcare Facility Improvements Project	03M	LMC	$17,458.00
2019	5	7602	6833226	19-20 Gragg Childcare Facility Improvements Project	03M	LMC	$6,400.00
					03M	**Matrix Code**	**$138,609.61**
2018	12	7832	6836005	Lake Como Bandalong {101785-9919N1}	03Z	LMA	$57,584.72
					03Z	**Matrix Code**	**$57,584.72**
2022	10	7727	6729702	22-23 Guardianship Services {10xxxx-9919D1}	05A	LMC	$5,899.59
2022	10	7727	6729704	22-23 Guardianship Services {10xxxx-9919D1}	05A	LMC	$5,153.11
2022	10	7727	6738127	22-23 Guardianship Services {10xxxx-9919D1}	05A	LMC	$5,673.00
2022	10	7727	6745533	22-23 Guardianship Services {10xxxx-9919D1}	05A	LMC	$4,138.23
2022	10	7727	6753709	22-23 Guardianship Services {10xxxx-9919D1}	05A	LMC	$5,327.64
2022	10	7727	6767992	22-23 Guardianship Services {10xxxx-9919D1}	05A	LMC	$7,431.78
2022	10	7727	6771182	22-23 Guardianship Services {10xxxx-9919D1}	05A	LMC	$5,478.81
2022	10	7727	6786942	22-23 Guardianship Services {10xxxx-9919D1}	05A	LMC	$4,480.45
2022	10	7727	6802226	22-23 Guardianship Services {10xxxx-9919D1}	05A	LMC	$5,049.53
2022	10	7727	6811832	22-23 Guardianship Services {10xxxx-9919D1}	05A	LMC	$5,350.83
2022	10	7727	6827320	22-23 Guardianship Services {10xxxx-9919D1}	05A	LMC	$5,383.88
2022	10	7727	6827324	22-23 Guardianship Services {10xxxx-9919D1}	05A	LMC	$8,241.19
					05A	**Matrix Code**	**$67,608.04**
2022	10	7725	6729721	22-23 Meals On Wheels - Nutrition Program {10xxxx-991932}	05B	LMC	$5,998.46
2022	10	7725	6729724	22-23 Meals On Wheels - Nutrition Program {10xxxx-991932}	05B	LMC	$6,002.38
2022	10	7725	6738113	22-23 Meals On Wheels - Nutrition Program {10xxxx-991932}	05B	LMC	$6,002.38
2022	10	7725	6745530	22-23 Meals On Wheels - Nutrition Program {10xxxx-991932}	05B	LMC	$5,254.04
2022	10	7725	6753715	22-23 Meals On Wheels - Nutrition Program {10xxxx-991932}	05B	LMC	$5,751.62
2022	10	7725	6767989	22-23 Meals On Wheels - Nutrition Program {10xxxx-991932}	05B	LMC	$6,993.63
2022	10	7725	6771179	22-23 Meals On Wheels - Nutrition Program {10xxxx-991932}	05B	LMC	$6,002.38
2022	10	7725	6786945	22-23 Meals On Wheels - Nutrition Program {10xxxx-991932}	05B	LMC	$5,998.46
2022	10	7725	6795539	22-23 Meals On Wheels - Nutrition Program {10xxxx-991932}	05B	LMC	$6,002.38
2022	10	7725	6807164	22-23 Meals On Wheels - Nutrition Program {10xxxx-991932}	05B	LMC	$5,998.46
2022	10	7725	6818436	22-23 Meals On Wheels - Nutrition Program {10xxxx-991932}	05B	LMC	$6,002.38
2022	10	7725	6827307	22-23 Meals On Wheels - Nutrition Program {10xxxx-991932}	05B	LMC	$5,998.46
2022	10	7726	6729726	22-23 Meals On Wheels - Transportation Program {104438-991932}	05B	LMC	$4,169.50
2022	10	7726	6729728	22-23 Meals On Wheels - Transportation Program {104438-991932}	05B	LMC	$4,169.50
2022	10	7726	6738115	22-23 Meals On Wheels - Transportation Program {104438-991932}	05B	LMC	$4,169.50
2022	10	7726	6745531	22-23 Meals On Wheels - Transportation Program {104438-991932}	05B	LMC	$4,169.50
2022	10	7726	6753716	22-23 Meals On Wheels - Transportation Program {104438-991932}	05B	LMC	$4,169.50
2022	10	7726	6767990	22-23 Meals On Wheels - Transportation Program {104438-991932}	05B	LMC	$27,652.00
2022	10	7726	6771180	22-23 Meals On Wheels - Transportation Program {104438-991932}	05B	LMC	$1,488.00
					05B	**Matrix Code**	**$121,992.53**
2022	8	7720	6738104	22-23 YMCA - Y Achievers {104438-991928}	05D	LMC	$1,691.79
2022	8	7720	6738108	22-23 YMCA - Y Achievers {104438-991928}	05D	LMC	$1,604.26
2022	8	7720	6753713	22-23 YMCA - Y Achievers {104438-991928}	05D	LMC	$2,157.28
2022	8	7720	6767985	22-23 YMCA - Y Achievers {104438-991928}	05D	LMC	$2,468.13
2022	8	7720	6767986	22-23 YMCA - Y Achievers {104438-991928}	05D	LMC	$3,612.41
2022	8	7720	6767987	22-23 YMCA - Y Achievers {104438-991928}	05D	LMC	$3,789.68
2022	8	7720	6777485	22-23 YMCA - Y Achievers {104438-991928}	05D	LMC	$3,896.13
2022	8	7720	6802220	22-23 YMCA - Y Achievers {104438-991928}	05D	LMC	$4,292.30
2022	8	7720	6807161	22-23 YMCA - Y Achievers {104438-991928}	05D	LMC	$7,577.92
2022	8	7720	6827304	22-23 YMCA - Y Achievers {104438-991928}	05D	LMC	$7,639.39
2022	8	7720	6831700	22-23 YMCA - Y Achievers {104438-991928}	05D	LMC	$4,284.70
2022	8	7720	6831702	22-23 YMCA - Y Achievers {104438-991928}	05D	LMC	$6,326.92
2022	9	7722	6729695	22-23 Boys & Girls Club of Tarrant County - Eastside - Youth Development {104438-991934}	05D	LMC	$3,952.71
2022	9	7722	6729696	22-23 Boys & Girls Club of Tarrant County - Eastside - Youth Development {104438-991934}	05D	LMC	$5,234.03

2022	9	7722	6738118	22-23 Boys & Girls Club of Tarrant County - Eastside - Youth Development {104438-991934}	05D	LMC	$4,806.52
2022	9	7722	6741910	22-23 Boys & Girls Club of Tarrant County - Eastside - Youth Development {104438-991934}	05D	LMC	$4,946.91
2022	9	7722	6753718	22-23 Boys & Girls Club of Tarrant County - Eastside - Youth Development {104438-991934}	05D	LMC	$2,429.58
2022	9	7722	6762163	22-23 Boys & Girls Club of Tarrant County - Eastside - Youth Development {104438-991934}	05D	LMC	$9,180.29
2022	9	7722	6771181	22-23 Boys & Girls Club of Tarrant County - Eastside - Youth Development {104438-991934}	05D	LMC	$7,736.07
2022	9	7722	6786944	22-23 Boys & Girls Club of Tarrant County - Eastside - Youth Development {104438-991934}	05D	LMC	$6,529.67
2022	9	7722	6802225	22-23 Boys & Girls Club of Tarrant County - Eastside - Youth Development {104438-991934}	05D	LMC	$3,929.22
2022	9	7722	6807165	22-23 Boys & Girls Club of Tarrant County - Eastside - Youth Development {104438-991934}	05D	LMC	$6,386.44
2022	9	7722	6821026	22-23 Boys & Girls Club of Tarrant County - Eastside - Youth Development {104438-991934}	05D	LMC	$4,868.56
2022	9	7723	6738119	22-23 Girls Inc of Tarrant County - Leadership Program {104438-991936}	05D	LMC	$3,810.66
2022	9	7723	6738122	22-23 Girls Inc of Tarrant County - Leadership Program {104438-991936}	05D	LMC	$7,020.84
2022	9	7723	6738124	22-23 Girls Inc of Tarrant County - Leadership Program {104438-991936}	05D	LMC	$3,833.34
2022	9	7723	6741914	22-23 Girls Inc of Tarrant County - Leadership Program {104438-991936}	05D	LMC	$7,244.56
2022	9	7723	6753719	22-23 Girls Inc of Tarrant County - Leadership Program {104438-991936}	05D	LMC	$6,833.34
2022	9	7723	6762164	22-23 Girls Inc of Tarrant County - Leadership Program {104438-991936}	05D	LMC	$7,503.33
2022	9	7723	6777488	22-23 Girls Inc of Tarrant County - Leadership Program {104438-991936}	05D	LMC	$7,104.66
2022	9	7723	6786943	22-23 Girls Inc of Tarrant County - Leadership Program {104438-991936}	05D	LMC	$7,112.00
2022	9	7723	6795542	22-23 Girls Inc of Tarrant County - Leadership Program {104438-991936}	05D	LMC	$7,631.67
2022	9	7723	6811827	22-23 Girls Inc of Tarrant County - Leadership Program {104438-991936}	05D	LMC	$7,923.76
2022	9	7723	6821028	22-23 Girls Inc of Tarrant County - Leadership Program {104438-991936}	05D	LMC	$6,252.08
2022	9	7723	6827315	22-23 Girls Inc of Tarrant County - Leadership Program {104438-991936}	05D	LMC	$2,729.76
2022	9	7724	6729709	22-23 Fortress Youth Development Center, Inc. - Fortress PreSchool {104438-9919W2}	05D	LMC	$3,577.28
2022	9	7724	6729712	22-23 Fortress Youth Development Center, Inc. - Fortress PreSchool {104438-9919W2}	05D	LMC	$3,771.94
2022	9	7724	6738129	22-23 Fortress Youth Development Center, Inc. - Fortress PreSchool {104438-9919W2}	05D	LMC	$3,667.99
2022	9	7724	6741915	22-23 Fortress Youth Development Center, Inc. - Fortress PreSchool {104438-9919W2}	05D	LMC	$3,938.04
2022	9	7724	6753699	22-23 Fortress Youth Development Center, Inc. - Fortress PreSchool {104438-9919W2}	05D	LMC	$3,572.15
2022	9	7724	6762198	22-23 Fortress Youth Development Center, Inc. - Fortress PreSchool {104438-9919W2}	05D	LMC	$3,320.28
2022	9	7724	6777492	22-23 Fortress Youth Development Center, Inc. - Fortress PreSchool {104438-9919W2}	05D	LMC	$3,397.83
2022	9	7724	6795547	22-23 Fortress Youth Development Center, Inc. - Fortress PreSchool {104438-9919W2}	05D	LMC	$3,098.79
2022	9	7724	6802232	22-23 Fortress Youth Development Center, Inc. - Fortress PreSchool {104438-9919W2}	05D	LMC	$3,401.24
2022	9	7724	6811840	22-23 Fortress Youth Development Center, Inc. - Fortress PreSchool {104438-9919W2}	05D	LMC	$3,317.30
2022	9	7724	6827334	22-23 Fortress Youth Development Center, Inc. - Fortress PreSchool {104438-9919W2}	05D	LMC	$5,826.04
2022	9	7724	6831705	22-23 Fortress Youth Development Center, Inc. - Fortress PreSchool {104438-9919W2}	05D	LMC	$6,198.74
					05D	**Matrix Code**	**$231,428.53**
2022	6	7714	6729664	22-23 The Ladder Alliance - Employment Training {10xxxx-991922}	05H	LMC	$5,862.33
2022	6	7714	6729668	22-23 The Ladder Alliance - Employment Training {10xxxx-991922}	05H	LMC	$4,700.19
2022	6	7714	6729670	22-23 The Ladder Alliance - Employment Training {10xxxx-991922}	05H	LMC	$5,360.99
2022	6	7714	6738102	22-23 The Ladder Alliance - Employment Training {10xxxx-991922}	05H	LMC	$4,046.07
2022	6	7714	6753710	22-23 The Ladder Alliance - Employment Training {10xxxx-991922}	05H	LMC	$6,574.97
2022	6	7714	6762121	22-23 The Ladder Alliance - Employment Training {10xxxx-991922}	05H	LMC	$4,975.80
2022	6	7714	6771177	22-23 The Ladder Alliance - Employment Training {10xxxx-991922}	05H	LMC	$6,301.70
2022	6	7714	6787431	22-23 The Ladder Alliance - Employment Training {10xxxx-991922}	05H	LMC	$6,603.81
2022	6	7714	6802218	22-23 The Ladder Alliance - Employment Training {10xxxx-991922}	05H	LMC	$8,948.80
2022	6	7714	6807158	22-23 The Ladder Alliance - Employment Training {10xxxx-991922}	05H	LMC	$5,150.42
2022	6	7714	6818434	22-23 The Ladder Alliance - Employment Training {10xxxx-991922}	05H	LMC	$6,261.19
2022	6	7714	6827299	22-23 The Ladder Alliance - Employment Training {10xxxx-991922}	05H	LMC	$4,442.72
2022	6	7715	6729687	22-23 The Women's Center of Tarrant County, Inc. - Working Families Success {104438-991933}	05H	LMC	$4,139.28
2022	6	7715	6729691	22-23 The Women's Center of Tarrant County, Inc. - Working Families Success {104438-991933}	05H	LMC	$4,126.67
2022	6	7715	6738117	22-23 The Women's Center of Tarrant County, Inc. - Working Families Success {104438-991933}	05H	LMC	$4,107.16
2022	6	7715	6745532	22-23 The Women's Center of Tarrant County, Inc. - Working Families Success {104438-991933}	05H	LMC	$4,113.17
2022	6	7715	6753717	22-23 The Women's Center of Tarrant County, Inc. - Working Families Success {104438-991933}	05H	LMC	$4,145.05
2022	6	7715	6762161	22-23 The Women's Center of Tarrant County, Inc. - Working Families Success {104438-991933}	05H	LMC	$3,968.58
2022	6	7715	6777487	22-23 The Women's Center of Tarrant County, Inc. - Working Families Success {104438-991933}	05H	LMC	$4,069.26
2022	6	7715	6795541	22-23 The Women's Center of Tarrant County, Inc. - Working Families Success {104438-991933}	05H	LMC	$4,057.17
2022	6	7715	6802224	22-23 The Women's Center of Tarrant County, Inc. - Working Families Success {104438-991933}	05H	LMC	$4,056.88
2022	6	7715	6811823	22-23 The Women's Center of Tarrant County, Inc. - Working Families Success {104438-991933}	05H	LMC	$4,087.46
2022	6	7715	6827310	22-23 The Women's Center of Tarrant County, Inc. - Working Families Success {104438-991933}	05H	LMC	$4,065.41
2022	6	7715	6827313	22-23 The Women's Center of Tarrant County, Inc. - Working Families Success {104438-991933}	05H	LMC	$4,060.63
2022	6	7716	6753697	22-23 Center for Transforming Lives - Level Up Microenterprise {104438-9919U0}	05H	LMC	$1,100.31
2022	6	7716	6767993	22-23 Center for Transforming Lives - Level Up Microenterprise {104438-9919U0}	05H	LMC	$1,216.52
2022	6	7716	6777491	22-23 Center for Transforming Lives - Level Up Microenterprise {104438-9919U0}	05H	LMC	$483.86
2022	6	7716	6786940	22-23 Center for Transforming Lives - Level Up Microenterprise {104438-9919U0}	05H	LMC	$3,440.14
2022	6	7716	6811839	22-23 Center for Transforming Lives - Level Up Microenterprise {104438-9919U0}	05H	LMC	$15,056.45
2022	6	7716	6818445	22-23 Center for Transforming Lives - Level Up Microenterprise {104438-9919U0}	05H	LMC	$13,700.90
2022	6	7716	6821030	22-23 Center for Transforming Lives - Level Up Microenterprise {104438-9919U0}	05H	LMC	$1,984.44
2022	6	7716	6831712	22-23 Center for Transforming Lives - Level Up Microenterprise {104438-9919U0}	05H	LMC	$6,055.45
2022	6	7717	6729716	22-23 Easter Seals North Texas, Inc. - Employment Services {104438-9919L2}	05H	LMC	$3,360.89
2022	6	7717	6729719	22-23 Easter Seals North Texas, Inc. - Employment Services {104438-9919L2}	05H	LMC	$3,945.69
2022	6	7717	6738128	22-23 Easter Seals North Texas, Inc. - Employment Services {104438-9919L2}	05H	LMC	$3,737.67
2022	6	7717	6745534	22-23 Easter Seals North Texas, Inc. - Employment Services {104438-9919L2}	05H	LMC	$3,737.67
2022	6	7717	6753696	22-23 Easter Seals North Texas, Inc. - Employment Services {104438-9919L2}	05H	LMC	$3,737.67
2022	6	7717	6762200	22-23 Easter Seals North Texas, Inc. - Employment Services {104438-9919L2}	05H	LMC	$4,833.89
2022	6	7717	6777490	22-23 Easter Seals North Texas, Inc. - Employment Services {104438-9919L2}	05H	LMC	$3,737.69
2022	6	7717	6795546	22-23 Easter Seals North Texas, Inc. - Employment Services {104438-9919L2}	05H	LMC	$5,355.79
2022	6	7717	6802231	22-23 Easter Seals North Texas, Inc. - Employment Services {104438-9919L2}	05H	LMC	$3,737.69
2022	6	7717	6811835	22-23 Easter Seals North Texas, Inc. - Employment Services {104438-9919L2}	05H	LMC	$3,737.69
2022	6	7717	6827337	22-23 Easter Seals North Texas, Inc. - Employment Services {104438-9919L2}	05H	LMC	$3,737.69
2022	6	7717	6831713	22-23 Easter Seals North Texas, Inc. - Employment Services {104438-9919L2}	05H	LMC	$5,420.18
					05H	**Matrix Code**	**$210,343.99**
2022	8	7719	6729678	22-23 AB Christian Learning Center - After School Program {104438-991925}	05L	LMC	$9,371.88

2022	8	7719	6729681	22-23 AB Christian Learning Center - After School Program {104438-991925}	05L	LMC	$9,599.54
2022	8	7719	6738103	22-23 AB Christian Learning Center - After School Program {104438-991925}	05L	LMC	$7,411.70
2022	8	7719	6745529	22-23 AB Christian Learning Center - After School Program {104438-991925}	05L	LMC	$5,058.34
2022	8	7719	6753711	22-23 AB Christian Learning Center - After School Program {104438-991925}	05L	LMC	$7,804.60
2022	8	7719	6771178	22-23 AB Christian Learning Center - After School Program {104438-991925}	05L	LMC	$14,396.83
2022	8	7719	6777484	22-23 AB Christian Learning Center - After School Program {104438-991925}	05L	LMC	$7,605.29
2022	8	7719	6804030	22-23 AB Christian Learning Center - After School Program {104438-991925}	05L	LMC	$8,210.49
2022	8	7719	6807159	22-23 AB Christian Learning Center - After School Program {104438-991925}	05L	LMC	$4,296.33
2022	8	7719	6827341	22-23 AB Christian Learning Center - After School Program {104438-991925}	05L	LMC	$660.00
2022	8	7719	6827342	22-23 AB Christian Learning Center - After School Program {104438-991925}	05L	LMC	$510.00
2022	8	7721	6729684	22-23 United Community Centers {104438-991930}	05L	LMC	$15,854.50
2022	8	7721	6738110	22-23 United Community Centers {104438-991930}	05L	LMC	$22,286.00
2022	8	7721	6738111	22-23 United Community Centers {104438-991930}	05L	LMC	$22,772.10
2022	8	7721	6741906	22-23 United Community Centers {104438-991930}	05L	LMC	$13,286.25
2022	8	7721	6753714	22-23 United Community Centers {104438-991930}	05L	LMC	$14,039.50
2022	8	7721	6767988	22-23 United Community Centers {104438-991930}	05L	LMC	$2,858.50
2022	8	7721	6777486	22-23 United Community Centers {104438-991930}	05L	LMC	$2,897.50
2022	8	7721	6786946	22-23 United Community Centers {104438-991930}	05L	LMC	$2,990.75
2022	8	7721	6802223	22-23 United Community Centers {104438-991930}	05L	LMC	$3,014.90
					05L	**Matrix Code**	**$174,925.00**
2022	7	7718	6729701	22-23 Housing Channel- Counseling & Foreclosure {104438-991938}	05U	LMC	$6,446.44
2022	7	7718	6738125	22-23 Housing Channel- Counseling & Foreclosure {104438-991938}	05U	LMC	$8,544.96
2022	7	7718	6738126	22-23 Housing Channel- Counseling & Foreclosure {104438-991938}	05U	LMC	$6,080.96
2022	7	7718	6741912	22-23 Housing Channel- Counseling & Foreclosure {104438-991938}	05U	LMC	$8,474.66
2022	7	7718	6753721	22-23 Housing Channel- Counseling & Foreclosure {104438-991938}	05U	LMC	$9,084.37
2022	7	7718	6767991	22-23 Housing Channel- Counseling & Foreclosure {104438-991938}	05U	LMC	$8,900.81
2022	7	7718	6777489	22-23 Housing Channel- Counseling & Foreclosure {104438-991938}	05U	LMC	$8,244.23
2022	7	7718	6795544	22-23 Housing Channel- Counseling & Foreclosure {104438-991938}	05U	LMC	$8,893.01
2022	7	7718	6807167	22-23 Housing Channel- Counseling & Foreclosure {104438-991938}	05U	LMC	$11,755.50
2022	7	7718	6811829	22-23 Housing Channel- Counseling & Foreclosure {104438-991938}	05U	LMC	$8,784.95
2022	7	7718	6821029	22-23 Housing Channel- Counseling & Foreclosure {104438-991938}	05U	LMC	$7,747.78
2022	7	7718	6827317	22-23 Housing Channel- Counseling & Foreclosure {104438-991938}	05U	LMC	$4,687.79
					05U	**Matrix Code**	**$97,645.46**
2019	6	7615	6725909	19-20 Tarrant Area Food Bank RED Bus Program {102361-9919D9}	05W	LMA	$14,298.00
2019	6	7615	6725911	19-20 Tarrant Area Food Bank RED Bus Program {102361-9919D9}	05W	LMA	$23,898.58
2019	6	7615	6725916	19-20 Tarrant Area Food Bank RED Bus Program {102361-9919D9}	05W	LMA	$19,334.39
2019	6	7615	6740321	19-20 Tarrant Area Food Bank RED Bus Program {102361-9919D9}	05W	LMA	$19,636.28
2019	6	7615	6760400	19-20 Tarrant Area Food Bank RED Bus Program {102361-9919D9}	05W	LMA	$21,092.87
2019	6	7615	6775969	19-20 Tarrant Area Food Bank RED Bus Program {102361-9919D9}	05W	LMA	$27,337.80
2019	6	7615	6775970	19-20 Tarrant Area Food Bank RED Bus Program {102361-9919D9}	05W	LMA	$13,850.37
2019	6	7615	6807155	19-20 Tarrant Area Food Bank RED Bus Program {102361-9919D9}	05W	LMA	$20,705.96
2019	6	7615	6807157	19-20 Tarrant Area Food Bank RED Bus Program {102361-9919D9}	05W	LMA	$23,835.49
2019	6	7615	6808050	19-20 Tarrant Area Food Bank RED Bus Program {102361-9919D9}	05W	LMA	$14,299.25
2019	6	7615	6831678	19-20 Tarrant Area Food Bank RED Bus Program {102361-9919D9}	05W	LMA	$7,856.14
2019	6	7615	6831679	19-20 Tarrant Area Food Bank RED Bus Program {102361-9919D9}	05W	LMA	$25,055.41
					05W	**Matrix Code**	**$231,200.54**
2022	12	7728	6729672	22-23 Presbyterian Night Shelter of Tarrant County - Moving Home Program {104438-991924}	05Z	LMC	$10,045.92
2022	12	7728	6729674	22-23 Presbyterian Night Shelter of Tarrant County - Moving Home Program {104438-991924}	05Z	LMC	$13,784.96
2022	12	7728	6745528	22-23 Presbyterian Night Shelter of Tarrant County - Moving Home Program {104438-991924}	05Z	LMC	$11,238.62
2022	12	7728	6748097	22-23 Presbyterian Night Shelter of Tarrant County - Moving Home Program {104438-991924}	05Z	LMC	$14,161.47
2022	12	7728	6762155	22-23 Presbyterian Night Shelter of Tarrant County - Moving Home Program {104438-991924}	05Z	LMC	$11,003.61
2022	12	7728	6762158	22-23 Presbyterian Night Shelter of Tarrant County - Moving Home Program {104438-991924}	05Z	LMC	$9,237.23
2022	12	7728	6795537	22-23 Presbyterian Night Shelter of Tarrant County - Moving Home Program {104438-991924}	05Z	LMC	$10,362.94
2022	12	7728	6795538	22-23 Presbyterian Night Shelter of Tarrant County - Moving Home Program {104438-991924}	05Z	LMC	$10,071.93
2022	12	7728	6820408	22-23 Presbyterian Night Shelter of Tarrant County - Moving Home Program {104438-991924}	05Z	LMC	$9,735.20
2022	12	7728	6820411	22-23 Presbyterian Night Shelter of Tarrant County - Moving Home Program {104438-991924}	05Z	LMC	$18,425.44
2022	12	7728	6827303	22-23 Presbyterian Night Shelter of Tarrant County - Moving Home Program {104438-991924}	05Z	LMC	$6,932.68
					05Z	**Matrix Code**	**$125,000.00**
2019	3	7382	6719165	19-20 NSD Priority Repair {102361-991910}	14A	LMH	$5,000.00
2019	3	7382	6732898	19-20 NSD Priority Repair {102361-991910}	14A	LMH	$95.42
2019	3	7383	6725905	Trinity Habitat for Humanity Preserve a Home Program - Northside {102361-991950}	14A	LMH	$28,403.00
2020	3	7530	6719167	20-21 NSD Priority Repair {103020-991910}	14A	LMH	$19,959.58
2020	3	7530	6719170	20-21 NSD Priority Repair {103020-991910}	14A	LMH	$15,174.76
2020	3	7530	6732869	20-21 NSD Priority Repair {103020-991910}	14A	LMH	$5,000.00
2020	3	7530	6732870	20-21 NSD Priority Repair {103020-991910}	14A	LMH	$7,581.16
2020	3	7531	6733344	20-21 Match for Lead Grant {103020-991943}	14A	LMH	$1,813.00
2020	3	7531	6733346	20-21 Match for Lead Grant {103020-991943}	14A	LMH	$8,449.92
2020	3	7531	6733348	20-21 Match for Lead Grant {103020-991943}	14A	LMH	$11,563.47
2020	3	7531	6766295	20-21 Match for Lead Grant {103020-991943}	14A	LMH	$29,717.50
2020	3	7531	6766297	20-21 Match for Lead Grant {103020-991943}	14A	LMH	$17,447.14
2020	3	7531	6766298	20-21 Match for Lead Grant {103020-991943}	14A	LMH	$5,322.21
2020	3	7531	6783723	20-21 Match for Lead Grant {103020-991943}	14A	LMH	$56,996.27
2020	3	7531	6833208	20-21 Match for Lead Grant {103020-991943}	14A	LMH	$11,324.29
2020	3	7531	6833210	20-21 Match for Lead Grant {103020-991943}	14A	LMH	$81,615.62
2020	3	7531	6833211	20-21 Match for Lead Grant {103020-991943}	14A	LMH	$54,704.64
2020	3	7532	6776471	Trinity Habitat for Humanity Preserve a Home Program - Rosemont {103020-991950}	14A	LMH	$3,904.00
2020	3	7532	6804042	Trinity Habitat for Humanity Preserve a Home Program - Rosemont {103020-991950}	14A	LMH	$3,000.00
2020	3	7532	6805538	Trinity Habitat for Humanity Preserve a Home Program - Rosemont {103020-991950}	14A	LMH	$13,353.24
2020	3	7532	6821896	Trinity Habitat for Humanity Preserve a Home Program - Rosemont {103020-991950}	14A	LMH	$14,597.00
2020	3	7532	6833216	Trinity Habitat for Humanity Preserve a Home Program - Rosemont {103020-991950}	14A	LMH	$55,203.50

2020	3	7532	6835937	Trinity Habitat for Humanity Preserve a Home Program - Rosemont {103020-991950}	14A	LMH	$10,642.75
2020	3	7622	6742561	Trinity Habitat for Humanity Preserve a Home Program -Carver Heights East {101785-991950}	14A	LMH	$11,461.00
2020	3	7622	6775968	Trinity Habitat for Humanity Preserve a Home Program -Carver Heights East {101785-991950}	14A	LMH	$16,351.50
2020	3	7623	6733338	Trinity Habitat for Humanity Preserve a Home Program -Historic Carver Heights {101217-991950}	14A	LMH	$14,567.00
2020	3	7623	6742560	Trinity Habitat for Humanity Preserve a Home Program -Historic Carver Heights {101217-991950}	14A	LMH	$3,543.50
2020	3	7623	6760401	Trinity Habitat for Humanity Preserve a Home Program -Historic Carver Heights {101217-991950}	14A	LMH	$1,561.52
2020	3	7623	6804130	Trinity Habitat for Humanity Preserve a Home Program -Historic Carver Heights {101217-991950}	14A	LMH	$985.00
2020	3	7623	6804136	Trinity Habitat for Humanity Preserve a Home Program -Historic Carver Heights {101217-991950}	14A	LMH	$5,685.64
2020	3	7623	6836007	Trinity Habitat for Humanity Preserve a Home Program -Historic Carver Heights {101217-991950}	14A	LMH	$1,791.30
2020	3	7754	6760402	20-21 NSD Priority Repair {103020-991910}	14A	LMH	$1,518.92
2020	3	7754	6760403	20-21 NSD Priority Repair {103020-991910}	14A	LMH	$2,184.10
2020	3	7754	6760405	20-21 NSD Priority Repair {103020-991910}	14A	LMH	$7,725.94
2021	3	7638	6725920	21-22 Cowtown Brush Up - Project {103708-991908}	14A	LMH	$178,779.31
2021	3	7638	6725923	21-22 Cowtown Brush Up - Project {103708-991908}	14A	LMH	$24,067.90
2021	3	7638	6750477	21-22 Cowtown Brush Up - Project {103708-991908}	14A	LMH	$8,847.47
2021	3	7638	6750478	21-22 Cowtown Brush Up - Project {103708-991908}	14A	LMH	$6,561.48
2021	3	7639	6719178	21-22 NSD Priority Repair {103708-991910}	14A	LMH	$17,317.38
2021	3	7639	6719182	21-22 NSD Priority Repair {103708-991910}	14A	LMH	$161,485.70
2021	3	7639	6732874	21-22 NSD Priority Repair {103708-991910}	14A	LMH	$76,712.32
2021	3	7639	6732878	21-22 NSD Priority Repair {103708-991910}	14A	LMH	$174,195.36
2021	3	7755	6760406	21-22 NSD Priority Repair {103708-991910}	14A	LMH	$223,390.69
2021	3	7755	6760408	21-22 NSD Priority Repair {103708-991910}	14A	LMH	$87,506.50
2021	3	7755	6774236	21-22 NSD Priority Repair {103708-991910}	14A	LMH	$107,870.42
2021	3	7755	6789524	21-22 NSD Priority Repair {103708-991910}	14A	LMH	$32,394.75
2021	3	7755	6822584	21-22 NSD Priority Repair {103708-991910}	14A	LMH	$4,334.58
2021	3	7755	6834820	21-22 NSD Priority Repair {103708-991910}	14A	LMH	$54,129.74
2022	3	7710	6764295	22-23 Cowtown Brush Up - Project {104438-991908}	14A	LMH	$7,704.30
2022	3	7710	6775971	22-23 Cowtown Brush Up - Project {104438-991908}	14A	LMH	$18,781.45
2022	3	7710	6777483	22-23 Cowtown Brush Up - Project {104438-991908}	14A	LMH	$179,559.17
2022	3	7710	6787764	22-23 Cowtown Brush Up - Project {104438-991908}	14A	LMH	$7,704.30
2022	3	7710	6821892	22-23 Cowtown Brush Up - Project {104438-991908}	14A	LMH	$9,680.41
2022	3	7710	6821895	22-23 Cowtown Brush Up - Project {104438-991908}	14A	LMH	$3,582.60
2022	3	7710	6833215	22-23 Cowtown Brush Up - Project {104438-991908}	14A	LMH	$3,582.60
2022	3	7710	6835369	22-23 Cowtown Brush Up - Project {104438-991908}	14A	LMH	$3,381.08
2022	3	7711	6732880	22-23 NSD Priority Repair {104438-991910}	14A	LMH	$19,625.25
2022	3	7711	6732882	22-23 NSD Priority Repair {104438-991910}	14A	LMH	$45,231.87
2022	3	7711	6760409	22-23 NSD Priority Repair {104438-991910}	14A	LMH	$11,114.69
2022	3	7711	6760411	22-23 NSD Priority Repair {104438-991910}	14A	LMH	$96,335.87
2022	3	7711	6774238	22-23 NSD Priority Repair {104438-991910}	14A	LMH	$161,653.73
2022	3	7711	6789525	22-23 NSD Priority Repair {104438-991910}	14A	LMH	$244,634.81
2022	3	7711	6789526	22-23 NSD Priority Repair {104438-991910}	14A	LMH	$305,300.39
2022	3	7711	6805542	22-23 NSD Priority Repair {104438-991910}	14A	LMH	$331,159.92
2022	3	7711	6819896	22-23 NSD Priority Repair {104438-991910}	14A	LMH	$8,542.35
2022	3	7711	6819902	22-23 NSD Priority Repair {104438-991910}	14A	LMH	$292,271.48
2022	3	7711	6821543	22-23 NSD Priority Repair {104438-991910}	14A	LMH	$12,028.74
2022	3	7711	6822743	22-23 NSD Priority Repair {104438-991910}	14A	LMH	$119,127.34
2022	3	7711	6834822	22-23 NSD Priority Repair {104438-991910}	14A	LMH	$48,386.49
2022	5	7712	6729659	22-23 REACH, Inc. Project Ramp {10xxxx-991911}	14A	LMH	$13,872.00
2022	5	7712	6738101	22-23 REACH, Inc. Project Ramp {10xxxx-991911}	14A	LMH	$15,297.00
2022	5	7712	6745526	22-23 REACH, Inc. Project Ramp {10xxxx-991911}	14A	LMH	$13,632.00
2022	5	7712	6767983	22-23 REACH, Inc. Project Ramp {10xxxx-991911}	14A	LMH	$11,599.00
2022	5	7712	6767984	22-23 REACH, Inc. Project Ramp {10xxxx-991911}	14A	LMH	$8,086.00
2022	5	7712	6787432	22-23 REACH, Inc. Project Ramp {10xxxx-991911}	14A	LMH	$8,011.00
2022	5	7712	6795483	22-23 REACH, Inc. Project Ramp {10xxxx-991911}	14A	LMH	$6,793.00
2022	5	7712	6795485	22-23 REACH, Inc. Project Ramp {10xxxx-991911}	14A	LMH	$9,336.00
2022	5	7712	6811822	22-23 REACH, Inc. Project Ramp {10xxxx-991911}	14A	LMH	$5,486.00
2022	5	7712	6818429	22-23 REACH, Inc. Project Ramp {10xxxx-991911}	14A	LMH	$15,229.00
2022	5	7712	6827298	22-23 REACH, Inc. Project Ramp {10xxxx-991911}	14A	LMH	$17,234.00
2022	5	7713	6802228	22-23 United Way - Architectural Barrier Removal Project {104438-9919L1}	14A	LMH	$18,676.13
2022	5	7713	6804037	22-23 United Way - Architectural Barrier Removal Project {104438-9919L1}	14A	LMH	$5,451.37
2022	5	7713	6811833	22-23 United Way - Architectural Barrier Removal Project {104438-9919L1}	14A	LMH	$9,827.34
2022	5	7713	6818438	22-23 United Way - Architectural Barrier Removal Project {104438-9919L1}	14A	LMH	$5,403.30
2022	5	7713	6818442	22-23 United Way - Architectural Barrier Removal Project {104438-9919L1}	14A	LMH	$41.37
2022	5	7713	6818444	22-23 United Way - Architectural Barrier Removal Project {104438-9919L1}	14A	LMH	$62.09
2022	5	7713	6827328	22-23 United Way - Architectural Barrier Removal Project {104438-9919L1}	14A	LMH	$5,907.00
2022	5	7713	6827331	22-23 United Way - Architectural Barrier Removal Project {104438-9919L1}	14A	LMH	$4,297.42
					14A	**Matrix Code**	**$3,789,467.35**
2021	2	7637	6735001	21-22 NSD Rehab/Construction Management Program Delivery{103708-991909}	14H	LMC	$22,616.03
2021	2	7637	6735002	21-22 NSD Rehab/Construction Management Program Delivery{103708-991909}	14H	LMC	$867.55
2022	2	7704	6730998	22-23 Project Delivery for Rehab/Construction Management {104xxx-991909}	14H	LMH	$26,320.82
2022	2	7704	6731001	22-23 Project Delivery for Rehab/Construction Management {104xxx-991909}	14H	LMH	$52,641.26
2022	2	7704	6731002	22-23 Project Delivery for Rehab/Construction Management {104xxx-991909}	14H	LMH	$54,494.39
2022	2	7704	6765436	22-23 Project Delivery for Rehab/Construction Management {104xxx-991909}	14H	LMH	$57,649.96
2022	2	7704	6765437	22-23 Project Delivery for Rehab/Construction Management {104xxx-991909}	14H	LMH	$46,228.77
2022	2	7704	6765438	22-23 Project Delivery for Rehab/Construction Management {104xxx-991909}	14H	LMH	$53,492.83
2022	2	7704	6781421	22-23 Project Delivery for Rehab/Construction Management {104xxx-991909}	14H	LMH	$52,975.16
2022	2	7704	6781422	22-23 Project Delivery for Rehab/Construction Management {104xxx-991909}	14H	LMH	$53,725.65
2022	2	7704	6799627	22-23 Project Delivery for Rehab/Construction Management {104xxx-991909}	14H	LMH	$51,537.54
2022	2	7704	6814588	22-23 Project Delivery for Rehab/Construction Management {104xxx-991909}	14H	LMH	$52,421.90
2022	2	7704	6821889	22-23 Project Delivery for Rehab/Construction Management {104xxx-991909}	14H	LMH	$52,738.10

2022	2	7704	6834584	22-23 Project Delivery for Rehab/Construction Management {104xxx-991909}	14H	LMH	$52,256.79
					14H	**Matrix Code**	**$629,966.75**
2021	2	7636	6734999	21-22 Project Delivery for Home Ownership & Housing Services {103708-991906}	14J	LMH	$4,319.18
2022	2	7703	6730991	22-23 Project Delivery for Home Ownership & Housing {104438-991906}	14J	LMH	$7,885.51
2022	2	7703	6730992	22-23 Project Delivery for Home Ownership & Housing {104438-991906}	14J	LMH	$12,504.83
2022	2	7703	6730994	22-23 Project Delivery for Home Ownership & Housing {104438-991906}	14J	LMH	$16,507.41
2022	2	7703	6765430	22-23 Project Delivery for Home Ownership & Housing {104438-991906}	14J	LMH	$12,416.93
2022	2	7703	6765431	22-23 Project Delivery for Home Ownership & Housing {104438-991906}	14J	LMH	$8,545.70
2022	2	7703	6765432	22-23 Project Delivery for Home Ownership & Housing {104438-991906}	14J	LMH	$10,553.60
2022	2	7703	6781417	22-23 Project Delivery for Home Ownership & Housing {104438-991906}	14J	LMH	$10,440.56
2022	2	7703	6781418	22-23 Project Delivery for Home Ownership & Housing {104438-991906}	14J	LMH	$11,582.16
2022	2	7703	6799622	22-23 Project Delivery for Home Ownership & Housing {104438-991906}	14J	LMH	$9,579.52
2022	2	7703	6814584	22-23 Project Delivery for Home Ownership & Housing {104438-991906}	14J	LMH	$10,189.91
2022	2	7703	6821880	22-23 Project Delivery for Home Ownership & Housing {104438-991906}	14J	LMH	$9,819.12
2022	2	7703	6834579	22-23 Project Delivery for Home Ownership & Housing {104438-991906}	14J	LMH	$10,231.59
					14J	**Matrix Code**	**$134,576.02**
Total							**$8,579,476.49**

LINE 27 DETAIL: ACTIVITIES INCLUDED IN THE COMPUTATION OF LINE 27

Plan Year	IDIS Project	IDIS Activity	Voucher Number	Activity to prevent	Activity Name	Grant Number	Fund Type	Matrix Code	National Objective	Drawn Amount
2022	10	7727	6729702	No	22-23 Guardianship Services {10xxxx-9919D1}	B22MC480010	EN	05A	LMC	$5,899.59
2022	10	7727	6729704	No	22-23 Guardianship Services {10xxxx-9919D1}	B22MC480010	EN	05A	LMC	$5,153.11
2022	10	7727	6738127	No	22-23 Guardianship Services {10xxxx-9919D1}	B22MC480010	EN	05A	LMC	$5,673.00
2022	10	7727	6745533	No	22-23 Guardianship Services {10xxxx-9919D1}	B22MC480010	EN	05A	LMC	$4,138.23
2022	10	7727	6753709	No	22-23 Guardianship Services {10xxxx-9919D1}	B22MC480010	EN	05A	LMC	$5,327.64
2022	10	7727	6767992	No	22-23 Guardianship Services {10xxxx-9919D1}	B22MC480010	EN	05A	LMC	$7,431.78
2022	10	7727	6771182	No	22-23 Guardianship Services {10xxxx-9919D1}	B22MC480010	EN	05A	LMC	$5,478.81
2022	10	7727	6786942	No	22-23 Guardianship Services {10xxxx-9919D1}	B22MC480010	EN	05A	LMC	$4,480.45
2022	10	7727	6802226	No	22-23 Guardianship Services {10xxxx-9919D1}	B22MC480010	EN	05A	LMC	$5,049.53
2022	10	7727	6811832	No	22-23 Guardianship Services {10xxxx-9919D1}	B22MC480010	EN	05A	LMC	$5,350.83
2022	10	7727	6827320	No	22-23 Guardianship Services {10xxxx-9919D1}	B22MC480010	EN	05A	LMC	$5,383.88
2022	10	7727	6827324	No	22-23 Guardianship Services {10xxxx-9919D1}	B22MC480010	EN	05A	LMC	$8,241.19
								05A	**Matrix Code**	**$67,608.04**
2022	10	7725	6729721	No	22-23 Meals On Wheels - Nutrition Program {10xxxx-991932}	B22MC480010	EN	05B	LMC	$5,998.46
2022	10	7725	6729724	No	22-23 Meals On Wheels - Nutrition Program {10xxxx-991932}	B22MC480010	EN	05B	LMC	$6,002.38
2022	10	7725	6738113	No	22-23 Meals On Wheels - Nutrition Program {10xxxx-991932}	B22MC480010	EN	05B	LMC	$6,002.38
2022	10	7725	6745530	No	22-23 Meals On Wheels - Nutrition Program {10xxxx-991932}	B22MC480010	EN	05B	LMC	$5,254.04
2022	10	7725	6753715	No	22-23 Meals On Wheels - Nutrition Program {10xxxx-991932}	B22MC480010	EN	05B	LMC	$5,751.62
2022	10	7725	6767989	No	22-23 Meals On Wheels - Nutrition Program {10xxxx-991932}	B22MC480010	EN	05B	LMC	$6,993.63
2022	10	7725	6771179	No	22-23 Meals On Wheels - Nutrition Program {10xxxx-991932}	B22MC480010	EN	05B	LMC	$6,002.38
2022	10	7725	6786945	No	22-23 Meals On Wheels - Nutrition Program {10xxxx-991932}	B22MC480010	EN	05B	LMC	$5,998.46
2022	10	7725	6795539	No	22-23 Meals On Wheels - Nutrition Program {10xxxx-991932}	B22MC480010	EN	05B	LMC	$6,002.38
2022	10	7725	6807164	No	22-23 Meals On Wheels - Nutrition Program {10xxxx-991932}	B22MC480010	EN	05B	LMC	$5,998.46
2022	10	7725	6818436	No	22-23 Meals On Wheels - Nutrition Program {10xxxx-991932}	B22MC480010	EN	05B	LMC	$6,002.38
2022	10	7725	6827307	No	22-23 Meals On Wheels - Nutrition Program {10xxxx-991932}	B22MC480010	EN	05B	LMC	$5,998.46
2022	10	7726	6729726	No	22-23 Meals On Wheels - Transportation Program {104438-991932}	B22MC480010	EN	05B	LMC	$4,169.50
2022	10	7726	6729728	No	22-23 Meals On Wheels - Transportation Program {104438-991932}	B22MC480010	EN	05B	LMC	$4,169.50
2022	10	7726	6738115	No	22-23 Meals On Wheels - Transportation Program {104438-991932}	B22MC480010	EN	05B	LMC	$4,169.50
2022	10	7726	6745531	No	22-23 Meals On Wheels - Transportation Program {104438-991932}	B22MC480010	EN	05B	LMC	$4,169.50
2022	10	7726	6753716	No	22-23 Meals On Wheels - Transportation Program {104438-991932}	B22MC480010	EN	05B	LMC	$4,169.50
2022	10	7726	6767990	No	22-23 Meals On Wheels - Transportation Program {104438-991932}	B22MC480010	EN	05B	LMC	$27,652.00
2022	10	7726	6771180	No	22-23 Meals On Wheels - Transportation Program {104438-991932}	B22MC480010	EN	05B	LMC	$1,488.00
								05B	**Matrix Code**	**$121,992.53**
2022	8	7720	6738104	No	22-23 YMCA - Y Achievers {104438-991928}	B22MC480010	EN	05D	LMC	$1,691.79
2022	8	7720	6738108	No	22-23 YMCA - Y Achievers {104438-991928}	B22MC480010	EN	05D	LMC	$1,604.26
2022	8	7720	6753713	No	22-23 YMCA - Y Achievers {104438-991928}	B22MC480010	EN	05D	LMC	$2,157.28
2022	8	7720	6767985	No	22-23 YMCA - Y Achievers {104438-991928}	B22MC480010	EN	05D	LMC	$2,468.13
2022	8	7720	6767986	No	22-23 YMCA - Y Achievers {104438-991928}	B22MC480010	EN	05D	LMC	$3,612.41
2022	8	7720	6767987	No	22-23 YMCA - Y Achievers {104438-991928}	B22MC480010	EN	05D	LMC	$3,789.68
2022	8	7720	6777485	No	22-23 YMCA - Y Achievers {104438-991928}	B22MC480010	EN	05D	LMC	$3,896.13
2022	8	7720	6802220	No	22-23 YMCA - Y Achievers {104438-991928}	B22MC480010	EN	05D	LMC	$4,292.30
2022	8	7720	6807161	No	22-23 YMCA - Y Achievers {104438-991928}	B22MC480010	EN	05D	LMC	$7,577.92
2022	8	7720	6827304	No	22-23 YMCA - Y Achievers {104438-991928}	B22MC480010	EN	05D	LMC	$7,639.39
2022	8	7720	6831700	No	22-23 YMCA - Y Achievers {104438-991928}	B22MC480010	EN	05D	LMC	$4,284.70
2022	8	7720	6831702	No	22-23 YMCA - Y Achievers {104438-991928}	B22MC480010	EN	05D	LMC	$6,326.92
2022	9	7722	6729695	No	22-23 Boys & Girls Club of Tarrant County - Eastside - Youth Development	B22MC480010	EN	05D	LMC	$3,952.71
2022	9	7722	6729696	No	22-23 Boys & Girls Club of Tarrant County - Eastside - Youth Development	B22MC480010	EN	05D	LMC	$5,234.03
2022	9	7722	6738118	No	22-23 Boys & Girls Club of Tarrant County - Eastside - Youth Development	B22MC480010	EN	05D	LMC	$4,806.52
2022	9	7722	6741910	No	22-23 Boys & Girls Club of Tarrant County - Eastside - Youth Development	B22MC480010	EN	05D	LMC	$4,946.91
2022	9	7722	6753718	No	22-23 Boys & Girls Club of Tarrant County - Eastside - Youth Development	B22MC480010	EN	05D	LMC	$2,429.58
2022	9	7722	6762163	No	22-23 Boys & Girls Club of Tarrant County - Eastside - Youth Development	B22MC480010	EN	05D	LMC	$9,180.29
2022	9	7722	6771181	No	22-23 Boys & Girls Club of Tarrant County - Eastside - Youth Development	B22MC480010	EN	05D	LMC	$7,736.07
2022	9	7722	6786944	No	22-23 Boys & Girls Club of Tarrant County - Eastside - Youth Development	B22MC480010	EN	05D	LMC	$6,529.67
2022	9	7722	6802225	No	22-23 Boys & Girls Club of Tarrant County - Eastside - Youth Development	B22MC480010	EN	05D	LMC	$3,929.22
2022	9	7722	6807165	No	22-23 Boys & Girls Club of Tarrant County - Eastside - Youth Development	B22MC480010	EN	05D	LMC	$6,386.44
2022	9	7722	6821026	No	22-23 Boys & Girls Club of Tarrant County - Eastside - Youth Development	B22MC480010	EN	05D	LMC	$4,868.56
2022	9	7723	6738119	No	22-23 Girls Inc of Tarrant County - Leadership Program {104438-991936}	B22MC480010	EN	05D	LMC	$3,810.66
2022	9	7723	6738122	No	22-23 Girls Inc of Tarrant County - Leadership Program {104438-991936}	B22MC480010	EN	05D	LMC	$7,020.84
2022	9	7723	6738124	No	22-23 Girls Inc of Tarrant County - Leadership Program {104438-991936}	B22MC480010	EN	05D	LMC	$3,833.34

2022	9	7723	6741914	No	22-23 Girls Inc of Tarrant County - Leadership Program {104438-991936}	B22MC480010	EN	05D	LMC	$7,244.56
2022	9	7723	6753719	No	22-23 Girls Inc of Tarrant County - Leadership Program {104438-991936}	B22MC480010	EN	05D	LMC	$6,833.34
2022	9	7723	6762164	No	22-23 Girls Inc of Tarrant County - Leadership Program {104438-991936}	B22MC480010	EN	05D	LMC	$7,503.33
2022	9	7723	6777488	No	22-23 Girls Inc of Tarrant County - Leadership Program {104438-991936}	B22MC480010	EN	05D	LMC	$7,104.66
2022	9	7723	6786943	No	22-23 Girls Inc of Tarrant County - Leadership Program {104438-991936}	B22MC480010	EN	05D	LMC	$7,112.00
2022	9	7723	6795542	No	22-23 Girls Inc of Tarrant County - Leadership Program {104438-991936}	B22MC480010	EN	05D	LMC	$7,631.67
2022	9	7723	6811827	No	22-23 Girls Inc of Tarrant County - Leadership Program {104438-991936}	B22MC480010	EN	05D	LMC	$7,923.76
2022	9	7723	6821028	No	22-23 Girls Inc of Tarrant County - Leadership Program {104438-991936}	B22MC480010	EN	05D	LMC	$6,252.08
2022	9	7723	6827315	No	22-23 Girls Inc of Tarrant County - Leadership Program {104438-991936}	B22MC480010	EN	05D	LMC	$2,729.76
2022	9	7724	6729709	No	22-23 Fortress Youth Development Center, Inc. - Fortress PreSchool	B22MC480010	EN	05D	LMC	$3,577.28
2022	9	7724	6729712	No	22-23 Fortress Youth Development Center, Inc. - Fortress PreSchool	B22MC480010	EN	05D	LMC	$3,771.94
2022	9	7724	6738129	No	22-23 Fortress Youth Development Center, Inc. - Fortress PreSchool	B22MC480010	EN	05D	LMC	$3,667.99
2022	9	7724	6741915	No	22-23 Fortress Youth Development Center, Inc. - Fortress PreSchool	B22MC480010	EN	05D	LMC	$3,938.04
2022	9	7724	6753699	No	22-23 Fortress Youth Development Center, Inc. - Fortress PreSchool	B22MC480010	EN	05D	LMC	$3,572.15
2022	9	7724	6762198	No	22-23 Fortress Youth Development Center, Inc. - Fortress PreSchool	B22MC480010	EN	05D	LMC	$3,320.28
2022	9	7724	6777492	No	22-23 Fortress Youth Development Center, Inc. - Fortress PreSchool	B22MC480010	EN	05D	LMC	$3,397.83
2022	9	7724	6795547	No	22-23 Fortress Youth Development Center, Inc. - Fortress PreSchool	B22MC480010	EN	05D	LMC	$3,098.79
2022	9	7724	6802232	No	22-23 Fortress Youth Development Center, Inc. - Fortress PreSchool	B22MC480010	EN	05D	LMC	$3,401.24
2022	9	7724	6811840	No	22-23 Fortress Youth Development Center, Inc. - Fortress PreSchool	B22MC480010	EN	05D	LMC	$3,317.30
2022	9	7724	6827334	No	22-23 Fortress Youth Development Center, Inc. - Fortress PreSchool	B22MC480010	EN	05D	LMC	$5,826.04
2022	9	7724	6831705	No	22-23 Fortress Youth Development Center, Inc. - Fortress PreSchool	B22MC480010	EN	05D	LMC	$6,198.74
								05D	**Matrix Code**	**$231,428.53**
2022	6	7714	6729664	No	22-23 The Ladder Alliance - Employment Training {10xxxx-991922}	B22MC480010	EN	05H	LMC	$5,862.33
2022	6	7714	6729668	No	22-23 The Ladder Alliance - Employment Training {10xxxx-991922}	B22MC480010	EN	05H	LMC	$4,700.19
2022	6	7714	6729670	No	22-23 The Ladder Alliance - Employment Training {10xxxx-991922}	B22MC480010	EN	05H	LMC	$5,360.99
2022	6	7714	6738102	No	22-23 The Ladder Alliance - Employment Training {10xxxx-991922}	B22MC480010	EN	05H	LMC	$4,046.07
2022	6	7714	6753710	No	22-23 The Ladder Alliance - Employment Training {10xxxx-991922}	B22MC480010	EN	05H	LMC	$6,574.97
2022	6	7714	6762121	No	22-23 The Ladder Alliance - Employment Training {10xxxx-991922}	B22MC480010	EN	05H	LMC	$4,975.80
2022	6	7714	6771177	No	22-23 The Ladder Alliance - Employment Training {10xxxx-991922}	B22MC480010	EN	05H	LMC	$6,301.70
2022	6	7714	6787431	No	22-23 The Ladder Alliance - Employment Training {10xxxx-991922}	B22MC480010	EN	05H	LMC	$6,603.81
2022	6	7714	6802218	No	22-23 The Ladder Alliance - Employment Training {10xxxx-991922}	B22MC480010	EN	05H	LMC	$8,948.80
2022	6	7714	6807158	No	22-23 The Ladder Alliance - Employment Training {10xxxx-991922}	B22MC480010	EN	05H	LMC	$5,150.42
2022	6	7714	6818434	No	22-23 The Ladder Alliance - Employment Training {10xxxx-991922}	B22MC480010	EN	05H	LMC	$6,261.19
2022	6	7714	6827299	No	22-23 The Ladder Alliance - Employment Training {10xxxx-991922}	B22MC480010	EN	05H	LMC	$4,442.72
2022	6	7715	6729687	No	22-23 The Women's Center of Tarrant County, Inc. - Working Families	B22MC480010	EN	05H	LMC	$4,139.28
2022	6	7715	6729691	No	22-23 The Women's Center of Tarrant County, Inc. - Working Families	B22MC480010	EN	05H	LMC	$4,126.67
2022	6	7715	6738117	No	22-23 The Women's Center of Tarrant County, Inc. - Working Families	B22MC480010	EN	05H	LMC	$4,107.16
2022	6	7715	6745532	No	22-23 The Women's Center of Tarrant County, Inc. - Working Families	B22MC480010	EN	05H	LMC	$4,113.17
2022	6	7715	6753717	No	22-23 The Women's Center of Tarrant County, Inc. - Working Families	B22MC480010	EN	05H	LMC	$4,145.05
2022	6	7715	6762161	No	22-23 The Women's Center of Tarrant County, Inc. - Working Families	B22MC480010	EN	05H	LMC	$3,968.58
2022	6	7715	6777487	No	22-23 The Women's Center of Tarrant County, Inc. - Working Families	B22MC480010	EN	05H	LMC	$4,069.26
2022	6	7715	6795541	No	22-23 The Women's Center of Tarrant County, Inc. - Working Families	B22MC480010	EN	05H	LMC	$4,057.17
2022	6	7715	6802224	No	22-23 The Women's Center of Tarrant County, Inc. - Working Families	B22MC480010	EN	05H	LMC	$4,056.88
2022	6	7715	6811823	No	22-23 The Women's Center of Tarrant County, Inc. - Working Families	B22MC480010	EN	05H	LMC	$4,087.46
2022	6	7715	6827310	No	22-23 The Women's Center of Tarrant County, Inc. - Working Families	B22MC480010	EN	05H	LMC	$4,065.41
2022	6	7715	6827313	No	22-23 The Women's Center of Tarrant County, Inc. - Working Families	B22MC480010	EN	05H	LMC	$4,060.63
2022	6	7716	6753697	No	22-23 Center for Transforming Lives - Level Up Microenterprise {104438-	B22MC480010	EN	05H	LMC	$1,100.31
2022	6	7716	6767993	No	22-23 Center for Transforming Lives - Level Up Microenterprise {104438-	B22MC480010	EN	05H	LMC	$1,216.52
2022	6	7716	6777491	No	22-23 Center for Transforming Lives - Level Up Microenterprise {104438-	B22MC480010	EN	05H	LMC	$483.86
2022	6	7716	6786940	No	22-23 Center for Transforming Lives - Level Up Microenterprise {104438-	B22MC480010	EN	05H	LMC	$3,440.14
2022	6	7716	6811839	No	22-23 Center for Transforming Lives - Level Up Microenterprise {104438-	B22MC480010	EN	05H	LMC	$15,056.45
2022	6	7716	6818445	No	22-23 Center for Transforming Lives - Level Up Microenterprise {104438-	B22MC480010	EN	05H	LMC	$13,700.90
2022	6	7716	6821030	No	22-23 Center for Transforming Lives - Level Up Microenterprise {104438-	B22MC480010	EN	05H	LMC	$1,984.44
2022	6	7716	6831712	No	22-23 Center for Transforming Lives - Level Up Microenterprise {104438-	B22MC480010	EN	05H	LMC	$6,055.45
2022	6	7717	6729716	No	22-23 Easter Seals North Texas, Inc. - Employment Services {104438-	B22MC480010	EN	05H	LMC	$3,360.89
2022	6	7717	6729719	No	22-23 Easter Seals North Texas, Inc. - Employment Services {104438-	B22MC480010	EN	05H	LMC	$3,945.69
2022	6	7717	6738128	No	22-23 Easter Seals North Texas, Inc. - Employment Services {104438-	B22MC480010	EN	05H	LMC	$3,737.67
2022	6	7717	6745534	No	22-23 Easter Seals North Texas, Inc. - Employment Services {104438-	B22MC480010	EN	05H	LMC	$3,737.67
2022	6	7717	6753696	No	22-23 Easter Seals North Texas, Inc. - Employment Services {104438-	B22MC480010	EN	05H	LMC	$3,737.67
2022	6	7717	6762200	No	22-23 Easter Seals North Texas, Inc. - Employment Services {104438-	B22MC480010	EN	05H	LMC	$4,833.89
2022	6	7717	6777490	No	22-23 Easter Seals North Texas, Inc. - Employment Services {104438-	B22MC480010	EN	05H	LMC	$3,737.69
2022	6	7717	6795546	No	22-23 Easter Seals North Texas, Inc. - Employment Services {104438-	B22MC480010	EN	05H	LMC	$5,355.79
2022	6	7717	6802231	No	22-23 Easter Seals North Texas, Inc. - Employment Services {104438-	B22MC480010	EN	05H	LMC	$3,737.69
2022	6	7717	6811835	No	22-23 Easter Seals North Texas, Inc. - Employment Services {104438-	B22MC480010	EN	05H	LMC	$3,737.69
2022	6	7717	6827337	No	22-23 Easter Seals North Texas, Inc. - Employment Services {104438-	B22MC480010	EN	05H	LMC	$3,737.69
2022	6	7717	6831713	No	22-23 Easter Seals North Texas, Inc. - Employment Services {104438-	B22MC480010	EN	05H	LMC	$5,420.18
								05H	**Matrix Code**	**$210,343.99**
2022	8	7719	6729678	No	22-23 AB Christian Learning Center - After School Program {104438-	B22MC480010	EN	05L	LMC	$9,371.88
2022	8	7719	6729681	No	22-23 AB Christian Learning Center - After School Program {104438-	B22MC480010	EN	05L	LMC	$9,599.54
2022	8	7719	6738103	No	22-23 AB Christian Learning Center - After School Program {104438-	B22MC480010	EN	05L	LMC	$7,411.70
2022	8	7719	6745529	No	22-23 AB Christian Learning Center - After School Program {104438-	B22MC480010	EN	05L	LMC	$5,058.34
2022	8	7719	6753711	No	22-23 AB Christian Learning Center - After School Program {104438-	B22MC480010	EN	05L	LMC	$7,804.60
2022	8	7719	6771178	No	22-23 AB Christian Learning Center - After School Program {104438-	B22MC480010	EN	05L	LMC	$14,396.83
2022	8	7719	6777484	No	22-23 AB Christian Learning Center - After School Program {104438-	B22MC480010	EN	05L	LMC	$7,605.29
2022	8	7719	6804030	No	22-23 AB Christian Learning Center - After School Program {104438-	B22MC480010	EN	05L	LMC	$8,210.49
2022	8	7719	6807159	No	22-23 AB Christian Learning Center - After School Program {104438-	B22MC480010	EN	05L	LMC	$4,296.33
2022	8	7719	6827341	No	22-23 AB Christian Learning Center - After School Program {104438-	B22MC480010	EN	05L	LMC	$660.00
2022	8	7719	6827342	No	22-23 AB Christian Learning Center - After School Program {104438-	B22MC480010	EN	05L	LMC	$510.00
2022	8	7721	6729684	No	22-23 United Community Centers {104438-991930}	B22MC480010	EN	05L	LMC	$15,854.50
2022	8	7721	6738110	No	22-23 United Community Centers {104438-991930}	B22MC480010	EN	05L	LMC	$22,286.00

2022	8	7721	6738111	No	22-23 United Community Centers {104438-991930}	B22MC480010	EN	05L	LMC	$22,772.10
2022	8	7721	6741906	No	22-23 United Community Centers {104438-991930}	B22MC480010	EN	05L	LMC	$13,286.25
2022	8	7721	6753714	No	22-23 United Community Centers {104438-991930}	B22MC480010	EN	05L	LMC	$14,039.50
2022	8	7721	6767988	No	22-23 United Community Centers {104438-991930}	B22MC480010	EN	05L	LMC	$2,858.50
2022	8	7721	6777486	No	22-23 United Community Centers {104438-991930}	B22MC480010	EN	05L	LMC	$2,897.50
2022	8	7721	6786946	No	22-23 United Community Centers {104438-991930}	B22MC480010	EN	05L	LMC	$2,990.75
2022	8	7721	6802223	No	22-23 United Community Centers {104438-991930}	B22MC480010	EN	05L	LMC	$3,014.90
								05L	**Matrix Code**	**$174,925.00**
2022	7	7718	6729701	No	22-23 Housing Channel- Counseling & Foreclosure {104438-991938}	B22MC480010	EN	05U	LMC	$6,446.44
2022	7	7718	6738125	No	22-23 Housing Channel- Counseling & Foreclosure {104438-991938}	B22MC480010	EN	05U	LMC	$8,544.96
2022	7	7718	6738126	No	22-23 Housing Channel- Counseling & Foreclosure {104438-991938}	B22MC480010	EN	05U	LMC	$6,080.96
2022	7	7718	6741912	No	22-23 Housing Channel- Counseling & Foreclosure {104438-991938}	B22MC480010	EN	05U	LMC	$8,474.66
2022	7	7718	6753721	No	22-23 Housing Channel- Counseling & Foreclosure {104438-991938}	B22MC480010	EN	05U	LMC	$9,084.37
2022	7	7718	6767991	No	22-23 Housing Channel- Counseling & Foreclosure {104438-991938}	B22MC480010	EN	05U	LMC	$8,900.81
2022	7	7718	6777489	No	22-23 Housing Channel- Counseling & Foreclosure {104438-991938}	B22MC480010	EN	05U	LMC	$8,244.23
2022	7	7718	6795544	No	22-23 Housing Channel- Counseling & Foreclosure {104438-991938}	B22MC480010	EN	05U	LMC	$8,893.01
2022	7	7718	6807167	No	22-23 Housing Channel- Counseling & Foreclosure {104438-991938}	B22MC480010	EN	05U	LMC	$11,755.50
2022	7	7718	6811829	No	22-23 Housing Channel- Counseling & Foreclosure {104438-991938}	B22MC480010	EN	05U	LMC	$8,784.95
2022	7	7718	6821029	No	22-23 Housing Channel- Counseling & Foreclosure {104438-991938}	B22MC480010	EN	05U	LMC	$7,747.78
2022	7	7718	6827317	No	22-23 Housing Channel- Counseling & Foreclosure {104438-991938}	B22MC480010	EN	05U	LMC	$4,687.79
								05U	**Matrix Code**	**$97,645.46**
2019	6	7615	6725909	Yes	19-20 Tarrant Area Food Bank RED Bus Program {102361-9919D9}	B19MC480010	EN	05W	LMA	$14,298.00
2019	6	7615	6725911	Yes	19-20 Tarrant Area Food Bank RED Bus Program {102361-9919D9}	B19MC480010	EN	05W	LMA	$23,898.58
2019	6	7615	6725916	Yes	19-20 Tarrant Area Food Bank RED Bus Program {102361-9919D9}	B19MC480010	EN	05W	LMA	$19,334.39
2019	6	7615	6740321	Yes	19-20 Tarrant Area Food Bank RED Bus Program {102361-9919D9}	B19MC480010	EN	05W	LMA	$19,636.28
2019	6	7615	6760400	Yes	19-20 Tarrant Area Food Bank RED Bus Program {102361-9919D9}	B19MC480010	EN	05W	LMA	$21,092.87
2019	6	7615	6775969	Yes	19-20 Tarrant Area Food Bank RED Bus Program {102361-9919D9}	B19MC480010	EN	05W	LMA	$27,337.80
2019	6	7615	6775970	Yes	19-20 Tarrant Area Food Bank RED Bus Program {102361-9919D9}	B19MC480010	EN	05W	LMA	$13,850.37
2019	6	7615	6807155	Yes	19-20 Tarrant Area Food Bank RED Bus Program {102361-9919D9}	B19MC480010	EN	05W	LMA	$20,705.96
2019	6	7615	6807157	Yes	19-20 Tarrant Area Food Bank RED Bus Program {102361-9919D9}	B19MC480010	EN	05W	LMA	$23,835.49
2019	6	7615	6808050	Yes	19-20 Tarrant Area Food Bank RED Bus Program {102361-9919D9}	B19MC480010	EN	05W	LMA	$14,299.25
2019	6	7615	6831678	Yes	19-20 Tarrant Area Food Bank RED Bus Program {102361-9919D9}	B19MC480010	EN	05W	LMA	$7,856.14
2019	6	7615	6831679	Yes	19-20 Tarrant Area Food Bank RED Bus Program {102361-9919D9}	B19MC480010	EN	05W	LMA	$25,055.41
								05W	**Matrix Code**	**$231,200.54**
2022	12	7728	6729672	No	22-23 Presbyterian Night Shelter of Tarrant County - Moving Home	B22MC480010	EN	05Z	LMC	$10,045.92
2022	12	7728	6729674	No	22-23 Presbyterian Night Shelter of Tarrant County - Moving Home	B22MC480010	EN	05Z	LMC	$13,784.96
2022	12	7728	6745528	No	22-23 Presbyterian Night Shelter of Tarrant County - Moving Home	B22MC480010	EN	05Z	LMC	$11,238.62
2022	12	7728	6748097	No	22-23 Presbyterian Night Shelter of Tarrant County - Moving Home	B22MC480010	EN	05Z	LMC	$14,161.47
2022	12	7728	6762155	No	22-23 Presbyterian Night Shelter of Tarrant County - Moving Home	B22MC480010	EN	05Z	LMC	$11,003.61
2022	12	7728	6762158	No	22-23 Presbyterian Night Shelter of Tarrant County - Moving Home	B22MC480010	EN	05Z	LMC	$9,237.23
2022	12	7728	6795537	No	22-23 Presbyterian Night Shelter of Tarrant County - Moving Home	B22MC480010	EN	05Z	LMC	$10,362.94
2022	12	7728	6795538	No	22-23 Presbyterian Night Shelter of Tarrant County - Moving Home	B22MC480010	EN	05Z	LMC	$10,071.93
2022	12	7728	6820408	No	22-23 Presbyterian Night Shelter of Tarrant County - Moving Home	B22MC480010	EN	05Z	LMC	$9,735.20
2022	12	7728	6820411	No	22-23 Presbyterian Night Shelter of Tarrant County - Moving Home	B22MC480010	EN	05Z	LMC	$18,425.44
2022	12	7728	6827303	No	22-23 Presbyterian Night Shelter of Tarrant County - Moving Home	B22MC480010	EN	05Z	LMC	$6,932.68
								05Z	**Matrix Code**	**$125,000.00**
				No	**Activity to prevent, prepare for, and respond to Coronavirus**					**$1,028,943.55**
				Yes	**Activity to prevent, prepare for, and respond to Coronavirus**					**$231,200.54**
Total										**$1,260,144.09**

LINE 37 DETAIL: ACTIVITIES INCLUDED IN THE COMPUTATION OF LINE 37

Plan Year	IDIS Project	IDIS Activity	Voucher Number	Activity Name	Matrix Code	National Objective	Drawn Amount
2022	1	7697	6730974	22-23 FMS Finance Part of 20% PA {104438-991901}	21A		$840.66
2022	1	7697	6730975	22-23 FMS Finance Part of 20% PA {104438-991901}	21A		$3,536.13
2022	1	7697	6730977	22-23 FMS Finance Part of 20% PA {104438-991901}	21A		$2,140.41
2022	1	7697	6765415	22-23 FMS Finance Part of 20% PA {104438-991901}	21A		$905.60
2022	1	7697	6765416	22-23 FMS Finance Part of 20% PA {104438-991901}	21A		$1,009.92
2022	1	7697	6765417	22-23 FMS Finance Part of 20% PA {104438-991901}	21A		$1,131.56
2022	1	7697	6781407	22-23 FMS Finance Part of 20% PA {104438-991901}	21A		$1,083.66
2022	1	7697	6781408	22-23 FMS Finance Part of 20% PA {104438-991901}	21A		$1,253.21
2022	1	7697	6799612	22-23 FMS Finance Part of 20% PA {104438-991901}	21A		$2,014.62
2022	1	7697	6814570	22-23 FMS Finance Part of 20% PA {104438-991901}	21A		$870.74
2022	1	7697	6821874	22-23 FMS Finance Part of 20% PA {104438-991901}	21A		$3,073.02
2022	1	7697	6834554	22-23 FMS Finance Part of 20% PA {104438-991901}	21A		$311.97
2022	1	7698	6730978	22-23 NSD Compliance Part of 20% PA {104438-991902}	21A		$2,814.23
2022	1	7698	6730979	22-23 NSD Compliance Part of 20% PA {104438-991902}	21A		$9,488.26
2022	1	7698	6730980	22-23 NSD Compliance Part of 20% PA {104438-991902}	21A		$8,178.15
2022	1	7698	6765418	22-23 NSD Compliance Part of 20% PA {104438-991902}	21A		$8,002.69
2022	1	7698	6765419	22-23 NSD Compliance Part of 20% PA {104438-991902}	21A		$4,804.95
2022	1	7698	6765420	22-23 NSD Compliance Part of 20% PA {104438-991902}	21A		$10,863.12
2022	1	7698	6781409	22-23 NSD Compliance Part of 20% PA {104438-991902}	21A		$9,712.47
2022	1	7698	6781410	22-23 NSD Compliance Part of 20% PA {104438-991902}	21A		$16,462.06
2022	1	7698	6799614	22-23 NSD Compliance Part of 20% PA {104438-991902}	21A		$23,675.57
2022	1	7698	6814572	22-23 NSD Compliance Part of 20% PA {104438-991902}	21A		$22,706.56
2022	1	7698	6821875	22-23 NSD Compliance Part of 20% PA {104438-991902}	21A		$6,345.41
2022	1	7698	6834565	22-23 NSD Compliance Part of 20% PA {104438-991902}	21A		$18,709.78
2022	1	7699	6730981	22-23 NSD Community Development Part of 20% PA {104438-991903}	21A		$21,253.83
2022	1	7699	6730982	22-23 NSD Community Development Part of 20% PA {104438-991903}	21A		$28,808.18
2022	1	7699	6730983	22-23 NSD Community Development Part of 20% PA {104438-991903}	21A		$30,234.66

2022	1	7699	6765421	22-23 NSD Community Development Part of 20% PA {104438-991903}	21A		$26,350.89
2022	1	7699	6765422	22-23 NSD Community Development Part of 20% PA {104438-991903}	21A		$20,137.51
2022	1	7699	6765423	22-23 NSD Community Development Part of 20% PA {104438-991903}	21A		$26,120.52
2022	1	7699	6781411	22-23 NSD Community Development Part of 20% PA {104438-991903}	21A		$29,643.38
2022	1	7699	6781412	22-23 NSD Community Development Part of 20% PA {104438-991903}	21A		$27,318.06
2022	1	7699	6814615	22-23 NSD Community Development Part of 20% PA {104438-991903}	21A		$5,721.80
2022	1	7699	6821876	22-23 NSD Community Development Part of 20% PA {104438-991903}	21A		$23,224.00
2022	1	7699	6834567	22-23 NSD Community Development Part of 20% PA {104438-991903}	21A		$23,866.31
2022	1	7700	6730984	22-23 NSD Planning & Reporting Part of 20% PA {104438-991904}	21A		$15,239.76
2022	1	7700	6730985	22-23 NSD Planning & Reporting Part of 20% PA {104438-991904}	21A		$20,887.50
2022	1	7700	6730986	22-23 NSD Planning & Reporting Part of 20% PA {104438-991904}	21A		$23,288.97
2022	1	7700	6765424	22-23 NSD Planning & Reporting Part of 20% PA {104438-991904}	21A		$17,618.81
2022	1	7700	6765425	22-23 NSD Planning & Reporting Part of 20% PA {104438-991904}	21A		$19,284.14
2022	1	7700	6765426	22-23 NSD Planning & Reporting Part of 20% PA {104438-991904}	21A		$11,090.96
2022	1	7700	6781413	22-23 NSD Planning & Reporting Part of 20% PA {104438-991904}	21A		$11,241.62
2022	1	7700	6781414	22-23 NSD Planning & Reporting Part of 20% PA {104438-991904}	21A		$17,430.83
2022	1	7700	6799618	22-23 NSD Planning & Reporting Part of 20% PA {104438-991904}	21A		$16,651.54
2022	1	7700	6814578	22-23 NSD Planning & Reporting Part of 20% PA {104438-991904}	21A		$24,080.82
2022	1	7700	6821878	22-23 NSD Planning & Reporting Part of 20% PA {104438-991904}	21A		$19,073.94
2022	1	7700	6834571	22-23 NSD Planning & Reporting Part of 20% PA {104438-991904}	21A		$33,763.55
2022	1	7701	6730988	22-23 NSD Administration & Loan Services Part of 20% PA {104438-991905}	21A		$16,901.41
2022	1	7701	6730989	22-23 NSD Administration & Loan Services Part of 20% PA {104438-991905}	21A		$20,531.35
2022	1	7701	6730990	22-23 NSD Administration & Loan Services Part of 20% PA {104438-991905}	21A		$39,996.72
2022	1	7701	6765427	22-23 NSD Administration & Loan Services Part of 20% PA {104438-991905}	21A		$21,644.84
2022	1	7701	6765428	22-23 NSD Administration & Loan Services Part of 20% PA {104438-991905}	21A		$19,515.43
2022	1	7701	6765429	22-23 NSD Administration & Loan Services Part of 20% PA {104438-991905}	21A		$18,571.65
2022	1	7701	6781415	22-23 NSD Administration & Loan Services Part of 20% PA {104438-991905}	21A		$18,232.81
2022	1	7701	6781416	22-23 NSD Administration & Loan Services Part of 20% PA {104438-991905}	21A		$17,505.56
2022	1	7701	6799620	22-23 NSD Administration & Loan Services Part of 20% PA {104438-991905}	21A		$16,601.57
2022	1	7701	6814582	22-23 NSD Administration & Loan Services Part of 20% PA {104438-991905}	21A		$17,092.44
2022	1	7701	6821879	22-23 NSD Administration & Loan Services Part of 20% PA {104438-991905}	21A		$17,560.21
2022	1	7701	6834575	22-23 NSD Administration & Loan Services Part of 20% PA {104438-991905}	21A		$49,177.72
2022	1	7702	6730995	22-23 NSD Neighborhood Improvement & Revitalization Part of 20% PA {104438-991907}	21A		$3,031.95
2022	1	7702	6730997	22-23 NSD Neighborhood Improvement & Revitalization Part of 20% PA {104438-991907}	21A		$7,855.78
2022	1	7702	6731008	22-23 NSD Neighborhood Improvement & Revitalization Part of 20% PA {104438-991907}	21A		$10,977.64
2022	1	7702	6765433	22-23 NSD Neighborhood Improvement & Revitalization Part of 20% PA {104438-991907}	21A		$11,510.56
2022	1	7702	6765434	22-23 NSD Neighborhood Improvement & Revitalization Part of 20% PA {104438-991907}	21A		$13,574.44
2022	1	7702	6765435	22-23 NSD Neighborhood Improvement & Revitalization Part of 20% PA {104438-991907}	21A		$10,192.14
2022	1	7702	6781419	22-23 NSD Neighborhood Improvement & Revitalization Part of 20% PA {104438-991907}	21A		$11,724.52
2022	1	7702	6781420	22-23 NSD Neighborhood Improvement & Revitalization Part of 20% PA {104438-991907}	21A		$11,621.30
2022	1	7702	6799624	22-23 NSD Neighborhood Improvement & Revitalization Part of 20% PA {104438-991907}	21A		$56,097.83
2022	1	7702	6814586	22-23 NSD Neighborhood Improvement & Revitalization Part of 20% PA {104438-991907}	21A		$23,451.35
2022	1	7702	6821888	22-23 NSD Neighborhood Improvement & Revitalization Part of 20% PA {104438-991907}	21A		$13,262.41
2022	1	7702	6834580	22-23 NSD Neighborhood Improvement & Revitalization Part of 20% PA {104438-991907}	21A		$8,920.34
					21A	**Matrix Code**	**$1,107,818.30**
Total							**$1,107,818.30**

PART I: SUMMARY OF CDBG-CV RESOURCES	
01 CDBG-CV GRANT	9,828,497.00
02 FUNDS RETURNED TO THE LINE-OF-CREDIT	0.00
03 FUNDS RETURNED TO THE LOCAL CDBG ACCOUNT	0.00
04 TOTAL CDBG-CV FUNDS AWARDED	9,828,497.00
PART II: SUMMARY OF CDBG-CV EXPENDITURES	
05 DISBURSEMENTS OTHER THAN SECTION 108 REPAYMENTS AND PLANNING/ADMINISTRATION	7,337,198.13
06 DISBURSED IN IDIS FOR PLANNING/ADMINISTRATION	641,734.35
07 DISBURSED IN IDIS FOR SECTION 108 REPAYMENTS	0.00
08 TOTAL EXPENDITURES (SUM, LINES 05 - 07)	7,978,932.48
09 UNEXPENDED BALANCE (LINE 04 - LINE8)	1,849,564.52
PART III: LOWMOD BENEFIT FOR THE CDBG-CV GRANT	
10 EXPENDED FOR LOW/MOD HOUSING IN SPECIAL AREAS	0.00
11 EXPENDED FOR LOW/MOD MULTI-UNIT HOUSING	0.00
12 DISBURSED FOR OTHER LOW/MOD ACTIVITIES	7,337,198.13
13 TOTAL LOW/MOD CREDIT (SUM, LINES 10 - 12)	7,337,198.13
14 AMOUNT SUBJECT TO LOW/MOD BENEFIT (LINE 05)	7,337,198.13
15 PERCENT LOW/MOD CREDIT (LINE 13/LINE 14)	100.00%
PART IV: PUBLIC SERVICE (PS) CALCULATIONS	
16 DISBURSED IN IDIS FOR PUBLIC SERVICES	4,877,946.01
17 CDBG-CV GRANT	9,828,497.00
18 PERCENT OF FUNDS DISBURSED FOR PS ACTIVITIES (LINE 16/LINE 17)	49.63%
PART V: PLANNING AND ADMINISTRATION (PA) CAP	
19 DISBURSED IN IDIS FOR PLANNING/ADMINISTRATION	641,734.35
20 CDBG-CV GRANT	9,828,497.00
21 PERCENT OF FUNDS DISBURSED FOR PA ACTIVITIES (LINE 19/LINE 20)	6.53%

LINE 10 DETAIL: ACTIVITIES TO CONSIDER IN DETERMINING THE AMOUNT TO ENTER ON LINE 10

No data returned for this view. This might be because the applied filter excludes all data.

LINE 11 DETAIL: ACTIVITIES TO CONSIDER IN DETERMINING THE AMOUNT TO ENTER ON LINE 11

No data returned for this view. This might be because the applied filter excludes all data.

LINE 12 DETAIL: ACTIVITIES INCLUDED IN THE COMPUTATION OF LINE 12

Plan Year	IDIS Project	IDIS Activity	Voucher Number	Activity Name	Matrix Code	National Objective	Drawn Amount
2019	6	7834	6832928	19-20 Tarrant Area Food Bank RED Bus Program {102718-9919D9}	05W	LMC	$14,806.02
	18	7478	6490434	19-20 CDBG-CV Center for Transforming Lives - Micro-Enterprise {102718-	18C	LMC	$217.01
			6498080	19-20 CDBG-CV Center for Transforming Lives - Micro-Enterprise {102718-	18C	LMC	$40.71
			6498081	19-20 CDBG-CV Center for Transforming Lives - Micro-Enterprise {102718-	18C	LMC	$28.17
			6508340	19-20 CDBG-CV Center for Transforming Lives - Micro-Enterprise {102718-	18C	LMC	$176.70
			6525579	19-20 CDBG-CV Center for Transforming Lives - Micro-Enterprise {102718-	18C	LMC	$3,834.09
			6557166	19-20 CDBG-CV Center for Transforming Lives - Micro-Enterprise {102718-	18C	LMC	$3,102.55
			6557167	19-20 CDBG-CV Center for Transforming Lives - Micro-Enterprise {102718-	18C	LMC	$694.04
			6557169	19-20 CDBG-CV Center for Transforming Lives - Micro-Enterprise {102718-	18C	LMC	$376.91
			6557171	19-20 CDBG-CV Center for Transforming Lives - Micro-Enterprise {102718-	18C	LMC	$305.96
			6557173	19-20 CDBG-CV Center for Transforming Lives - Micro-Enterprise {102718-	18C	LMC	$265.95

	6567938	19-20 CDBG-CV Center for Transforming Lives - Micro-Enterprise {102718-	18C	LMC	$29,601.44
	6567939	19-20 CDBG-CV Center for Transforming Lives - Micro-Enterprise {102718-	18C	LMC	$3,863.13
	6590538	19-20 CDBG-CV Center for Transforming Lives - Micro-Enterprise {102718-	18C	LMC	$2,471.93
	6590540	19-20 CDBG-CV Center for Transforming Lives - Micro-Enterprise {102718-	18C	LMC	$4,229.69
	6590543	19-20 CDBG-CV Center for Transforming Lives - Micro-Enterprise {102718-	18C	LMC	$114.74
	6604696	19-20 CDBG-CV Center for Transforming Lives - Micro-Enterprise {102718-	18C	LMC	$4,169.52
	6639496	19-20 CDBG-CV Center for Transforming Lives - Micro-Enterprise {102718-	18C	LMC	$8,663.41
	6639498	19-20 CDBG-CV Center for Transforming Lives - Micro-Enterprise {102718-	18C	LMC	$7,824.36
	6647253	19-20 CDBG-CV Center for Transforming Lives - Micro-Enterprise {102718-	18C	LMC	$2,372.89
	6656429	19-20 CDBG-CV Center for Transforming Lives - Micro-Enterprise {102718-	18C	LMC	$3,736.22
	6656431	19-20 CDBG-CV Center for Transforming Lives - Micro-Enterprise {102718-	18C	LMC	$14,375.01
	6672828	19-20 CDBG-CV Center for Transforming Lives - Micro-Enterprise {102718-	18C	LMC	$2,286.71
	6684569	19-20 CDBG-CV Center for Transforming Lives - Micro-Enterprise {102718-	18C	LMC	$3,263.22
	6753700	19-20 CDBG-CV Center for Transforming Lives - Micro-Enterprise {102718-	18C	LMC	$3,173.71
	6753701	19-20 CDBG-CV Center for Transforming Lives - Micro-Enterprise {102718-	18C	LMC	$4,908.28
	6753703	19-20 CDBG-CV Center for Transforming Lives - Micro-Enterprise {102718-	18C	LMC	$3,109.74
	6753705	19-20 CDBG-CV Center for Transforming Lives - Micro-Enterprise {102718-	18C	LMC	$3,012.43
	6753706	19-20 CDBG-CV Center for Transforming Lives - Micro-Enterprise {102718-	18C	LMC	$1,911.65
	6795476	19-20 CDBG-CV Center for Transforming Lives - Micro-Enterprise {102718-	18C	LMC	$3,794.39
	6795480	19-20 CDBG-CV Center for Transforming Lives - Micro-Enterprise {102718-	18C	LMC	$2,842.52
	6795482	19-20 CDBG-CV Center for Transforming Lives - Micro-Enterprise {102718-	18C	LMC	$2,986.92
7482	6490439	19-20 CDBG-CV Presbyterian Night Shelter - Clean Slate Employment	05H	LMC	$6,889.12
	6490440	19-20 CDBG-CV Presbyterian Night Shelter - Clean Slate Employment	05H	LMC	$18,802.80
	6498082	19-20 CDBG-CV Presbyterian Night Shelter - Clean Slate Employment	05H	LMC	$8,352.52
	6498083	19-20 CDBG-CV Presbyterian Night Shelter - Clean Slate Employment	05H	LMC	$11,858.61
	6498084	19-20 CDBG-CV Presbyterian Night Shelter - Clean Slate Employment	05H	LMC	$7,128.82
	6498085	19-20 CDBG-CV Presbyterian Night Shelter - Clean Slate Employment	05H	LMC	$7,126.92
	6498086	19-20 CDBG-CV Presbyterian Night Shelter - Clean Slate Employment	05H	LMC	$12,197.52
	6508341	19-20 CDBG-CV Presbyterian Night Shelter - Clean Slate Employment	05H	LMC	$23,316.04
	6508342	19-20 CDBG-CV Presbyterian Night Shelter - Clean Slate Employment	05H	LMC	$6,889.14
	6511792	19-20 CDBG-CV Presbyterian Night Shelter - Clean Slate Employment	05H	LMC	$7,126.90
	6511793	19-20 CDBG-CV Presbyterian Night Shelter - Clean Slate Employment	05H	LMC	$6,645.23
	6532309	19-20 CDBG-CV Presbyterian Night Shelter - Clean Slate Employment	05H	LMC	$5,851.87
	6544543	19-20 CDBG-CV Presbyterian Night Shelter - Clean Slate Employment	05H	LMC	$8,599.00
	6557165	19-20 CDBG-CV Presbyterian Night Shelter - Clean Slate Employment	05H	LMC	$6,514.38
	6567940	19-20 CDBG-CV Presbyterian Night Shelter - Clean Slate Employment	05H	LMC	$6,419.23
	6590555	19-20 CDBG-CV Presbyterian Night Shelter - Clean Slate Employment	05H	LMC	$6,061.54
	6593081	19-20 CDBG-CV Presbyterian Night Shelter - Clean Slate Employment	05H	LMC	$4,615.39
	6593088	19-20 CDBG-CV Presbyterian Night Shelter - Clean Slate Employment	05H	LMC	$5,604.95
7484	6485421	19-20 CDBG-CV Recovery Resource Council - Employment Services for	05H	LMC	$1,915.94
	6485422	19-20 CDBG-CV Recovery Resource Council - Employment Services for	05H	LMC	$4,376.55
	6485423	19-20 CDBG-CV Recovery Resource Council - Employment Services for	05H	LMC	$4,326.26
	6485424	19-20 CDBG-CV Recovery Resource Council - Employment Services for	05H	LMC	$4,326.26
	6485425	19-20 CDBG-CV Recovery Resource Council - Employment Services for	05H	LMC	$4,484.36
	6557160	19-20 CDBG-CV Recovery Resource Council - Employment Services for	05H	LMC	$450.45
	6557161	19-20 CDBG-CV Recovery Resource Council - Employment Services for	05H	LMC	$485.78
	6557164	19-20 CDBG-CV Recovery Resource Council - Employment Services for	05H	LMC	$408.48
	6612108	19-20 CDBG-CV Recovery Resource Council - Employment Services for	05H	LMC	$524.01
	6612109	19-20 CDBG-CV Recovery Resource Council - Employment Services for	05H	LMC	$2,050.39
	6612110	19-20 CDBG-CV Recovery Resource Council - Employment Services for	05H	LMC	$1,105.61
	6612111	19-20 CDBG-CV Recovery Resource Council - Employment Services for	05H	LMC	$1,920.91
	6612112	19-20 CDBG-CV Recovery Resource Council - Employment Services for	05H	LMC	$1,975.32
	6612113	19-20 CDBG-CV Recovery Resource Council - Employment Services for	05H	LMC	$1,769.33
7489	6451651	19-20 CDBG-CV The Women's Center of Tarrant County - Employment	05H	LMC	$4,008.67
	6451654	19-20 CDBG-CV The Women's Center of Tarrant County - Employment	05H	LMC	$6,905.43
	6457105	19-20 CDBG-CV The Women's Center of Tarrant County - Employment	05H	LMC	$6,810.29
	6464053	19-20 CDBG-CV The Women's Center of Tarrant County - Employment	05H	LMC	$6,559.94
	6490441	19-20 CDBG-CV The Women's Center of Tarrant County - Employment	05H	LMC	$5,124.10
	6490442	19-20 CDBG-CV The Women's Center of Tarrant County - Employment	05H	LMC	$4,142.36
	6490443	19-20 CDBG-CV The Women's Center of Tarrant County - Employment	05H	LMC	$11,330.55
	6511794	19-20 CDBG-CV The Women's Center of Tarrant County - Employment	05H	LMC	$7,651.01
	6511795	19-20 CDBG-CV The Women's Center of Tarrant County - Employment	05H	LMC	$6,714.06
	6544549	19-20 CDBG-CV The Women's Center of Tarrant County - Employment	05H	LMC	$6,279.71
	6544555	19-20 CDBG-CV The Women's Center of Tarrant County - Employment	05H	LMC	$5,297.92
	6544560	19-20 CDBG-CV The Women's Center of Tarrant County - Employment	05H	LMC	$5,739.45
	6552387	19-20 CDBG-CV The Women's Center of Tarrant County - Employment	05H	LMC	$7,312.33

		6567934	19-20 CDBG-CV The Women's Center of Tarrant County - Employment	05H	LMC	$22,348.00
		6590552	19-20 CDBG-CV The Women's Center of Tarrant County - Employment	05H	LMC	$6,326.02
		6590553	19-20 CDBG-CV The Women's Center of Tarrant County - Employment	05H	LMC	$2,199.07
		6593042	19-20 CDBG-CV The Women's Center of Tarrant County - Employment	05H	LMC	$5,472.09
	7594	6567726	20-21 CDBG-CV3 Recovery Resource Council - Employment Support	05F	LMC	$3,469.95
		6567727	20-21 CDBG-CV3 Recovery Resource Council - Employment Support	05F	LMC	$6,074.65
		6567729	20-21 CDBG-CV3 Recovery Resource Council - Employment Support	05F	LMC	$3,879.72
		6567730	20-21 CDBG-CV3 Recovery Resource Council - Employment Support	05F	LMC	$952.61
		6634320	20-21 CDBG-CV3 Recovery Resource Council - Employment Support	05F	LMC	$3,701.01
		6634323	20-21 CDBG-CV3 Recovery Resource Council - Employment Support	05F	LMC	$3,707.00
		6634324	20-21 CDBG-CV3 Recovery Resource Council - Employment Support	05F	LMC	$3,670.74
		6634325	20-21 CDBG-CV3 Recovery Resource Council - Employment Support	05F	LMC	$3,776.68
		6634327	20-21 CDBG-CV3 Recovery Resource Council - Employment Support	05F	LMC	$1,812.02
		6634328	20-21 CDBG-CV3 Recovery Resource Council - Employment Support	05F	LMC	$120.00
		6647250	20-21 CDBG-CV3 Recovery Resource Council - Employment Support	05F	LMC	$3,542.72
		6656711	20-21 CDBG-CV3 Recovery Resource Council - Employment Support	05F	LMC	$4,189.94
		6672878	20-21 CDBG-CV3 Recovery Resource Council - Employment Support	05F	LMC	$4,169.03
		6684562	20-21 CDBG-CV3 Recovery Resource Council - Employment Support	05F	LMC	$4,106.09
		6697774	20-21 CDBG-CV3 Recovery Resource Council - Employment Support	05F	LMC	$2,490.50
		6719387	20-21 CDBG-CV3 Recovery Resource Council - Employment Support	05F	LMC	$2,033.95
	7595	6520945	20-21 CDBG-CV3 The Ladder Alliance - Employment Services {103166-	05H	LMC	$5,729.58
		6520949	20-21 CDBG-CV3 The Ladder Alliance - Employment Services {103166-	05H	LMC	$7,037.83
		6567732	20-21 CDBG-CV3 The Ladder Alliance - Employment Services {103166-	05H	LMC	$11,196.66
		6567733	20-21 CDBG-CV3 The Ladder Alliance - Employment Services {103166-	05H	LMC	$9,131.32
		6567734	20-21 CDBG-CV3 The Ladder Alliance - Employment Services {103166-	05H	LMC	$8,521.20
		6567735	20-21 CDBG-CV3 The Ladder Alliance - Employment Services {103166-	05H	LMC	$7,513.08
		6590567	20-21 CDBG-CV3 The Ladder Alliance - Employment Services {103166-	05H	LMC	$7,672.68
		6590568	20-21 CDBG-CV3 The Ladder Alliance - Employment Services {103166-	05H	LMC	$13,974.63
		6590582	20-21 CDBG-CV3 The Ladder Alliance - Employment Services {103166-	05H	LMC	$16,135.56
		6603662	20-21 CDBG-CV3 The Ladder Alliance - Employment Services {103166-	05H	LMC	$18,893.20
		6634293	20-21 CDBG-CV3 The Ladder Alliance - Employment Services {103166-	05H	LMC	$26,601.78
		6634295	20-21 CDBG-CV3 The Ladder Alliance - Employment Services {103166-	05H	LMC	$22,736.66
		6684616	20-21 CDBG-CV3 The Ladder Alliance - Employment Services {103166-	05H	LMC	$7,926.67
		6684617	20-21 CDBG-CV3 The Ladder Alliance - Employment Services {103166-	05H	LMC	$15,314.59
		6684619	20-21 CDBG-CV3 The Ladder Alliance - Employment Services {103166-	05H	LMC	$10,603.94
		6697952	20-21 CDBG-CV3 The Ladder Alliance - Employment Services {103166-	05H	LMC	$11,010.62
19	7480	6429949	19-20 CDBG-CV Meals On Wheels - Senior Nutrition Program {102718-	03A	LMC	$48,900.61
		6485430	19-20 CDBG-CV Meals On Wheels - Senior Nutrition Program {102718-	03A	LMC	$15,023.47
		6485431	19-20 CDBG-CV Meals On Wheels - Senior Nutrition Program {102718-	03A	LMC	$24,550.86
		6485432	19-20 CDBG-CV Meals On Wheels - Senior Nutrition Program {102718-	03A	LMC	$11,436.46
		6490438	19-20 CDBG-CV Meals On Wheels - Senior Nutrition Program {102718-	03A	LMC	$18,239.35
		6511796	19-20 CDBG-CV Meals On Wheels - Senior Nutrition Program {102718-	03A	LMC	$17,365.42
		6511797	19-20 CDBG-CV Meals On Wheels - Senior Nutrition Program {102718-	03A	LMC	$37,250.32
		6519525	19-20 CDBG-CV Meals On Wheels - Senior Nutrition Program {102718-	03A	LMC	$19,006.95
		6519527	19-20 CDBG-CV Meals On Wheels - Senior Nutrition Program {102718-	03A	LMC	$19,427.31
		6519528	19-20 CDBG-CV Meals On Wheels - Senior Nutrition Program {102718-	03A	LMC	$24,083.02
		6532311	19-20 CDBG-CV Meals On Wheels - Senior Nutrition Program {102718-	03A	LMC	$19,066.75
		6532313	19-20 CDBG-CV Meals On Wheels - Senior Nutrition Program {102718-	03A	LMC	$20,054.97
		6557179	19-20 CDBG-CV Meals On Wheels - Senior Nutrition Program {102718-	03A	LMC	$20,341.37
		6557187	19-20 CDBG-CV Meals On Wheels - Senior Nutrition Program {102718-	03A	LMC	$5,253.14
		6819090	19-20 CDBG-CV Meals On Wheels - Senior Nutrition Program {102718-	03A	LMC	$30,296.55
		6819096	19-20 CDBG-CV Meals On Wheels - Senior Nutrition Program {102718-	03A	LMC	$40,396.60
		6819099	19-20 CDBG-CV Meals On Wheels - Senior Nutrition Program {102718-	03A	LMC	$37,275.15
		6819101	19-20 CDBG-CV Meals On Wheels - Senior Nutrition Program {102718-	03A	LMC	$32,088.33
		6819105	19-20 CDBG-CV Meals On Wheels - Senior Nutrition Program {102718-	03A	LMC	$40,148.60
		6827336	19-20 CDBG-CV Meals On Wheels - Senior Nutrition Program {102718-	03A	LMC	$32,522.60
20	7477	6485426	19-20 CDBG-CV Center for Transforming Lives - Emergency Rental	05Q	LMC	$888.96
		6485427	19-20 CDBG-CV Center for Transforming Lives - Emergency Rental	05Q	LMC	$3,874.00
		6485428	19-20 CDBG-CV Center for Transforming Lives - Emergency Rental	05Q	LMC	$3,895.88
		6490435	19-20 CDBG-CV Center for Transforming Lives - Emergency Rental	05Q	LMC	$57,341.34
		6490436	19-20 CDBG-CV Center for Transforming Lives - Emergency Rental	05Q	LMC	$29,343.06
		6490437	19-20 CDBG-CV Center for Transforming Lives - Emergency Rental	05Q	LMC	$32,598.50
		6519529	19-20 CDBG-CV Center for Transforming Lives - Emergency Rental	05Q	LMC	$18,086.43
		6525582	19-20 CDBG-CV Center for Transforming Lives - Emergency Rental	05Q	LMC	$3,805.38
		6525587	19-20 CDBG-CV Center for Transforming Lives - Emergency Rental	05Q	LMC	$3,805.38
		6533384	19-20 CDBG-CV Center for Transforming Lives - Emergency Rental	05Q	LMC	$3,805.38

	6538334	19-20 CDBG-CV Center for Transforming Lives - Emergency Rental	05Q	LMC	$15,000.00
	6538336	19-20 CDBG-CV Center for Transforming Lives - Emergency Rental	05Q	LMC	$15,000.00
	6552386	19-20 CDBG-CV Center for Transforming Lives - Emergency Rental	05Q	LMC	$12,541.95
	6557065	19-20 CDBG-CV Center for Transforming Lives - Emergency Rental	05Q	LMC	$31,659.04
	6557070	19-20 CDBG-CV Center for Transforming Lives - Emergency Rental	05Q	LMC	$44,940.34
	6557071	19-20 CDBG-CV Center for Transforming Lives - Emergency Rental	05Q	LMC	$26,670.00
	6557073	19-20 CDBG-CV Center for Transforming Lives - Emergency Rental	05Q	LMC	$12,877.27
	6567930	19-20 CDBG-CV Center for Transforming Lives - Emergency Rental	05Q	LMC	$17,651.08
	6590546	19-20 CDBG-CV Center for Transforming Lives - Emergency Rental	05Q	LMC	$7,319.30
	6590549	19-20 CDBG-CV Center for Transforming Lives - Emergency Rental	05Q	LMC	$9,741.28
	6590551	19-20 CDBG-CV Center for Transforming Lives - Emergency Rental	05Q	LMC	$20,766.62
	6639478	19-20 CDBG-CV Center for Transforming Lives - Emergency Rental	05Q	LMC	$40,032.33
	6639479	19-20 CDBG-CV Center for Transforming Lives - Emergency Rental	05Q	LMC	$34,206.24
	6639480	19-20 CDBG-CV Center for Transforming Lives - Emergency Rental	05Q	LMC	$20,705.14
	6647252	19-20 CDBG-CV Center for Transforming Lives - Emergency Rental	05Q	LMC	$17,775.72
	6656436	19-20 CDBG-CV Center for Transforming Lives - Emergency Rental	05Q	LMC	$20,633.61
	6672820	19-20 CDBG-CV Center for Transforming Lives - Emergency Rental	05Q	LMC	$33,102.63
	6684572	19-20 CDBG-CV Center for Transforming Lives - Emergency Rental	05Q	LMC	$43,116.97
	6697940	19-20 CDBG-CV Center for Transforming Lives - Emergency Rental	05Q	LMC	$69,412.00
	6697943	19-20 CDBG-CV Center for Transforming Lives - Emergency Rental	05Q	LMC	$78,837.80
	6729761	19-20 CDBG-CV Center for Transforming Lives - Emergency Rental	05Q	LMC	$65,564.51
	6729764	19-20 CDBG-CV Center for Transforming Lives - Emergency Rental	05Q	LMC	$113,267.17
	6738130	19-20 CDBG-CV Center for Transforming Lives - Emergency Rental	05Q	LMC	$69,766.87
	6787434	19-20 CDBG-CV Center for Transforming Lives - Emergency Rental	05Q	LMC	$18.46
	6787435	19-20 CDBG-CV Center for Transforming Lives - Emergency Rental	05Q	LMC	$973.18
	6795473	19-20 CDBG-CV Center for Transforming Lives - Emergency Rental	05Q	LMC	$136.32
	6804019	19-20 CDBG-CV Center for Transforming Lives - Emergency Rental	05Q	LMC	$23,500.09
	6804082	19-20 CDBG-CV Center for Transforming Lives - Emergency Rental	05Q	LMC	$2,279.58
	6831681	19-20 CDBG-CV Center for Transforming Lives - Emergency Rental	05Q	LMC	$716.00
	6831683	19-20 CDBG-CV Center for Transforming Lives - Emergency Rental	05Q	LMC	$701.77
7479	6477596	19-20 CDBG-CV Housing Channel - Emergency Rental Assistance {102718-	05Q	LMC	$13,919.09
	6498076	19-20 CDBG-CV Housing Channel - Emergency Rental Assistance {102718-	05Q	LMC	$33,457.42
	6498077	19-20 CDBG-CV Housing Channel - Emergency Rental Assistance {102718-	05Q	LMC	$33,725.99
	6639500	19-20 CDBG-CV Housing Channel - Emergency Rental Assistance {102718-	05Q	LMC	$50,791.58
	6639501	19-20 CDBG-CV Housing Channel - Emergency Rental Assistance {102718-	05Q	LMC	$62,905.40
	6639502	19-20 CDBG-CV Housing Channel - Emergency Rental Assistance {102718-	05Q	LMC	$40,817.25
	6639504	19-20 CDBG-CV Housing Channel - Emergency Rental Assistance {102718-	05Q	LMC	$53,427.53
	6639505	19-20 CDBG-CV Housing Channel - Emergency Rental Assistance {102718-	05Q	LMC	$22,484.87
	6639507	19-20 CDBG-CV Housing Channel - Emergency Rental Assistance {102718-	05Q	LMC	$16,115.80
	6656443	19-20 CDBG-CV Housing Channel - Emergency Rental Assistance {102718-	05Q	LMC	$28,087.07
	6729840	19-20 CDBG-CV Housing Channel - Emergency Rental Assistance {102718-	05Q	LMC	$81,406.61
7481	6451647	19-20 CDBG-CV Family Pathfinders of Tarrant County - Emergency Rental	05Q	LMC	$12,080.97
	6457104	19-20 CDBG-CV Family Pathfinders of Tarrant County - Emergency Rental	05Q	LMC	$12,091.31
	6475560	19-20 CDBG-CV Family Pathfinders of Tarrant County - Emergency Rental	05Q	LMC	$27,404.00
	6475563	19-20 CDBG-CV Family Pathfinders of Tarrant County - Emergency Rental	05Q	LMC	$46,807.97
	6490444	19-20 CDBG-CV Family Pathfinders of Tarrant County - Emergency Rental	05Q	LMC	$28,593.37
	6490445	19-20 CDBG-CV Family Pathfinders of Tarrant County - Emergency Rental	05Q	LMC	$23,346.97
	6503095	19-20 CDBG-CV Family Pathfinders of Tarrant County - Emergency Rental	05Q	LMC	$17,049.68
	6504345	19-20 CDBG-CV Family Pathfinders of Tarrant County - Emergency Rental	05Q	LMC	$29,570.74
	6511790	19-20 CDBG-CV Family Pathfinders of Tarrant County - Emergency Rental	05Q	LMC	$15,551.43
	6532306	19-20 CDBG-CV Family Pathfinders of Tarrant County - Emergency Rental	05Q	LMC	$25,396.49
	6544529	19-20 CDBG-CV Family Pathfinders of Tarrant County - Emergency Rental	05Q	LMC	$39,407.91
	6557067	19-20 CDBG-CV Family Pathfinders of Tarrant County - Emergency Rental	05Q	LMC	$46,745.85
	6590535	19-20 CDBG-CV Family Pathfinders of Tarrant County - Emergency Rental	05Q	LMC	$50,953.31
7487	6451656	19-20 CDBG-CV Tarrant County Samaritan Housing - Emergency Rental	05Q	LMC	$67,199.79
	6451659	19-20 CDBG-CV Tarrant County Samaritan Housing - Emergency Rental	05Q	LMC	$833.75
	6451661	19-20 CDBG-CV Tarrant County Samaritan Housing - Emergency Rental	05Q	LMC	$59,083.37
	6451663	19-20 CDBG-CV Tarrant County Samaritan Housing - Emergency Rental	05Q	LMC	$8,471.71
	6451664	19-20 CDBG-CV Tarrant County Samaritan Housing - Emergency Rental	05Q	LMC	$1,487.15
	6498078	19-20 CDBG-CV Tarrant County Samaritan Housing - Emergency Rental	05Q	LMC	$1,391.47
	6498079	19-20 CDBG-CV Tarrant County Samaritan Housing - Emergency Rental	05Q	LMC	$1,675.13
	6516287	19-20 CDBG-CV Tarrant County Samaritan Housing - Emergency Rental	05Q	LMC	$2,479.56
	6516288	19-20 CDBG-CV Tarrant County Samaritan Housing - Emergency Rental	05Q	LMC	$1,057.80
	6516289	19-20 CDBG-CV Tarrant County Samaritan Housing - Emergency Rental	05Q	LMC	$1,041.33
	6532315	19-20 CDBG-CV Tarrant County Samaritan Housing - Emergency Rental	05Q	LMC	$1,059.63
	6532317	19-20 CDBG-CV Tarrant County Samaritan Housing - Emergency Rental	05Q	LMC	$34,056.31

			6552388	19-20 CDBG-CV Tarrant County Samaritan Housing - Emergency Rental	05Q	LMC	$27,455.70
			6567931	19-20 CDBG-CV Tarrant County Samaritan Housing - Emergency Rental	05Q	LMC	$34,535.83
			6567932	19-20 CDBG-CV Tarrant County Samaritan Housing - Emergency Rental	05Q	LMC	$3,073.27
			6593036	19-20 CDBG-CV Tarrant County Samaritan Housing - Emergency Rental	05Q	LMC	$4,331.91
			6593037	19-20 CDBG-CV Tarrant County Samaritan Housing - Emergency Rental	05Q	LMC	$912.43
			6593039	19-20 CDBG-CV Tarrant County Samaritan Housing - Emergency Rental	05Q	LMC	$9,231.16
			6604692	19-20 CDBG-CV Tarrant County Samaritan Housing - Emergency Rental	05Q	LMC	$912.43
			6639512	19-20 CDBG-CV Tarrant County Samaritan Housing - Emergency Rental	05Q	LMC	$914.95
			6639513	19-20 CDBG-CV Tarrant County Samaritan Housing - Emergency Rental	05Q	LMC	$914.14
			6656433	19-20 CDBG-CV Tarrant County Samaritan Housing - Emergency Rental	05Q	LMC	$915.81
			6672825	19-20 CDBG-CV Tarrant County Samaritan Housing - Emergency Rental	05Q	LMC	$350.72
			6697949	19-20 CDBG-CV Tarrant County Samaritan Housing - Emergency Rental	05Q	LMC	$382.44
			6697951	19-20 CDBG-CV Tarrant County Samaritan Housing - Emergency Rental	05Q	LMC	$2,732.21
		7596	6603677	19-20 CDBG-CV3 Tarrant County Samaritan Housing - Emergency Rental	05Z	LMC	$21,973.49
			6603678	19-20 CDBG-CV3 Tarrant County Samaritan Housing - Emergency Rental	05Z	LMC	$2,174.95
			6603680	19-20 CDBG-CV3 Tarrant County Samaritan Housing - Emergency Rental	05Z	LMC	$4,276.84
			6603682	19-20 CDBG-CV3 Tarrant County Samaritan Housing - Emergency Rental	05Z	LMC	$1,142.41
			6634317	19-20 CDBG-CV3 Tarrant County Samaritan Housing - Emergency Rental	05Z	LMC	$3,853.27
			6634318	19-20 CDBG-CV3 Tarrant County Samaritan Housing - Emergency Rental	05Z	LMC	$5,319.77
			6647248	19-20 CDBG-CV3 Tarrant County Samaritan Housing - Emergency Rental	05Z	LMC	$2,029.01
			6656514	19-20 CDBG-CV3 Tarrant County Samaritan Housing - Emergency Rental	05Z	LMC	$4,588.40
			6672859	19-20 CDBG-CV3 Tarrant County Samaritan Housing - Emergency Rental	05Z	LMC	$65,478.13
			6684566	19-20 CDBG-CV3 Tarrant County Samaritan Housing - Emergency Rental	05Z	LMC	$51,391.31
			6697768	19-20 CDBG-CV3 Tarrant County Samaritan Housing - Emergency Rental	05Z	LMC	$37,492.87
		7597	6532325	19-20 CDBG-CV3 -Volunteers of America - Emergency Rental Assistance	05Z	LMC	$757.11
			6544603	19-20 CDBG-CV3 -Volunteers of America - Emergency Rental Assistance	05Z	LMC	$248.98
			6567736	19-20 CDBG-CV3 -Volunteers of America - Emergency Rental Assistance	05Z	LMC	$241.45
			6567929	19-20 CDBG-CV3 -Volunteers of America - Emergency Rental Assistance	05Z	LMC	$2,353.17
			6590597	19-20 CDBG-CV3 -Volunteers of America - Emergency Rental Assistance	05Z	LMC	$3,681.01
			6590598	19-20 CDBG-CV3 -Volunteers of America - Emergency Rental Assistance	05Z	LMC	$8,359.38
			6592825	19-20 CDBG-CV3 -Volunteers of America - Emergency Rental Assistance	05Z	LMC	$9,588.23
			6603670	19-20 CDBG-CV3 -Volunteers of America - Emergency Rental Assistance	05Z	LMC	$10,929.34
			6634329	19-20 CDBG-CV3 -Volunteers of America - Emergency Rental Assistance	05Z	LMC	$14,014.98
			6656499	19-20 CDBG-CV3 -Volunteers of America - Emergency Rental Assistance	05Z	LMC	$12,264.54
			6656504	19-20 CDBG-CV3 -Volunteers of America - Emergency Rental Assistance	05Z	LMC	$2,132.52
			6672861	19-20 CDBG-CV3 -Volunteers of America - Emergency Rental Assistance	05Z	LMC	$303.89
			6672862	19-20 CDBG-CV3 -Volunteers of America - Emergency Rental Assistance	05Z	LMC	$715.68
			6697776	19-20 CDBG-CV3 -Volunteers of America - Emergency Rental Assistance	05Z	LMC	$9,333.55
2020	3	7581	6520956	20-21 CDBG-CV3 Trinity Habitat for Humanity Healthy Homes for Seniors	14A	LMH	$58,795.32
			6532320	20-21 CDBG-CV3 Trinity Habitat for Humanity Healthy Homes for Seniors	14A	LMH	$9,129.28
			6538342	20-21 CDBG-CV3 Trinity Habitat for Humanity Healthy Homes for Seniors	14A	LMH	$11,796.53
			6556510	20-21 CDBG-CV3 Trinity Habitat for Humanity Healthy Homes for Seniors	14A	LMH	$29,506.84
			6568455	20-21 CDBG-CV3 Trinity Habitat for Humanity Healthy Homes for Seniors	14A	LMH	$12,284.96
			6568457	20-21 CDBG-CV3 Trinity Habitat for Humanity Healthy Homes for Seniors	14A	LMH	$22,408.32
			6590605	20-21 CDBG-CV3 Trinity Habitat for Humanity Healthy Homes for Seniors	14A	LMH	$47,345.65
			6590606	20-21 CDBG-CV3 Trinity Habitat for Humanity Healthy Homes for Seniors	14A	LMH	$45,707.74
			6633551	20-21 CDBG-CV3 Trinity Habitat for Humanity Healthy Homes for Seniors	14A	LMH	$53,257.93
			6633552	20-21 CDBG-CV3 Trinity Habitat for Humanity Healthy Homes for Seniors	14A	LMH	$39,780.94
			6633553	20-21 CDBG-CV3 Trinity Habitat for Humanity Healthy Homes for Seniors	14A	LMH	$56,289.11
			6658801	20-21 CDBG-CV3 Trinity Habitat for Humanity Healthy Homes for Seniors	14A	LMH	$56,677.33
			6672535	20-21 CDBG-CV3 Trinity Habitat for Humanity Healthy Homes for Seniors	14A	LMH	$47,019.29
			6672536	20-21 CDBG-CV3 Trinity Habitat for Humanity Healthy Homes for Seniors	14A	LMH	$54,202.23
			6672537	20-21 CDBG-CV3 Trinity Habitat for Humanity Healthy Homes for Seniors	14A	LMH	$190,488.05
			6686666	20-21 CDBG-CV3 Trinity Habitat for Humanity Healthy Homes for Seniors	14A	LMH	$88,297.69
			6698166	20-21 CDBG-CV3 Trinity Habitat for Humanity Healthy Homes for Seniors	14A	LMH	$177,055.29
			6700768	20-21 CDBG-CV3 Trinity Habitat for Humanity Healthy Homes for Seniors	14A	LMH	$108,031.00
			6725899	20-21 CDBG-CV3 Trinity Habitat for Humanity Healthy Homes for Seniors	14A	LMH	$122,598.78
			6733341	20-21 CDBG-CV3 Trinity Habitat for Humanity Healthy Homes for Seniors	14A	LMH	$185,573.11
			6740315	20-21 CDBG-CV3 Trinity Habitat for Humanity Healthy Homes for Seniors	14A	LMH	$60,818.45
			6750479	20-21 CDBG-CV3 Trinity Habitat for Humanity Healthy Homes for Seniors	14A	LMH	$14,194.71
			6764294	20-21 CDBG-CV3 Trinity Habitat for Humanity Healthy Homes for Seniors	14A	LMH	$33,120.02
			6775967	20-21 CDBG-CV3 Trinity Habitat for Humanity Healthy Homes for Seniors	14A	LMH	$94,231.17
			6804142	20-21 CDBG-CV3 Trinity Habitat for Humanity Healthy Homes for Seniors	14A	LMH	$14,375.54
			6804148	20-21 CDBG-CV3 Trinity Habitat for Humanity Healthy Homes for Seniors	14A	LMH	$128,466.15
			6805536	20-21 CDBG-CV3 Trinity Habitat for Humanity Healthy Homes for Seniors	14A	LMH	$21,899.00
			6821897	20-21 CDBG-CV3 Trinity Habitat for Humanity Healthy Homes for Seniors	14A	LMH	$41,419.86

7	7474	6490446	19-20 CDBG-CV The Salvation Army - Emergency Rental Assistance	05Q	LMC	$11,637.00
		6490447	19-20 CDBG-CV The Salvation Army - Emergency Rental Assistance	05Q	LMC	$3,036.00
		6490448	19-20 CDBG-CV The Salvation Army - Emergency Rental Assistance	05Q	LMC	$14,086.43
		6503096	19-20 CDBG-CV The Salvation Army - Emergency Rental Assistance	05Q	LMC	$12,775.00
		6503097	19-20 CDBG-CV The Salvation Army - Emergency Rental Assistance	05Q	LMC	$45,336.92
		6511791	19-20 CDBG-CV The Salvation Army - Emergency Rental Assistance	05Q	LMC	$19,723.00
		6544540	19-20 CDBG-CV The Salvation Army - Emergency Rental Assistance	05Q	LMC	$13,075.15
		6557224	19-20 CDBG-CV The Salvation Army - Emergency Rental Assistance	05Q	LMC	$2,675.34
		6590537	19-20 CDBG-CV The Salvation Army - Emergency Rental Assistance	05Q	LMC	$10,419.18
		6639481	19-20 CDBG-CV The Salvation Army - Emergency Rental Assistance	05Q	LMC	$12,406.69
		6639484	19-20 CDBG-CV The Salvation Army - Emergency Rental Assistance	05Q	LMC	$7,061.90
		6639485	19-20 CDBG-CV The Salvation Army - Emergency Rental Assistance	05Q	LMC	$18,181.12
		6639486	19-20 CDBG-CV The Salvation Army - Emergency Rental Assistance	05Q	LMC	$18,236.08
		6656439	19-20 CDBG-CV The Salvation Army - Emergency Rental Assistance	05Q	LMC	$23,170.15
		6672822	19-20 CDBG-CV The Salvation Army - Emergency Rental Assistance	05Q	LMC	$55,744.85
		6697944	19-20 CDBG-CV The Salvation Army - Emergency Rental Assistance	05Q	LMC	$21,525.51
		6697945	19-20 CDBG-CV The Salvation Army - Emergency Rental Assistance	05Q	LMC	$10,824.00
		6697947	19-20 CDBG-CV The Salvation Army - Emergency Rental Assistance	05Q	LMC	$16,585.68
8	7582	6520959	20-21 CDBG-CV3 AB Christian Learning Center {103166-991925}	05L	LMC	$5,961.68
		6520961	20-21 CDBG-CV3 AB Christian Learning Center {103166-991925}	05L	LMC	$12,011.28
		6520964	20-21 CDBG-CV3 AB Christian Learning Center {103166-991925}	05L	LMC	$6,248.34
		6520967	20-21 CDBG-CV3 AB Christian Learning Center {103166-991925}	05L	LMC	$10,083.11
		6532322	20-21 CDBG-CV3 AB Christian Learning Center {103166-991925}	05L	LMC	$15,514.60
		6533389	20-21 CDBG-CV3 AB Christian Learning Center {103166-991925}	05L	LMC	$8,582.88
		6544591	20-21 CDBG-CV3 AB Christian Learning Center {103166-991925}	05L	LMC	$5,000.00
		6590583	20-21 CDBG-CV3 AB Christian Learning Center {103166-991925}	05L	LMC	$20,783.56
		6656712	20-21 CDBG-CV3 AB Christian Learning Center {103166-991925}	05L	LMC	$7,742.86
		6656714	20-21 CDBG-CV3 AB Christian Learning Center {103166-991925}	05L	LMC	$5,407.25
		6672830	20-21 CDBG-CV3 AB Christian Learning Center {103166-991925}	05L	LMC	$5,132.47
		6684620	20-21 CDBG-CV3 AB Christian Learning Center {103166-991925}	05L	LMC	$10,139.25
		6697787	20-21 CDBG-CV3 AB Christian Learning Center {103166-991925}	05L	LMC	$1,528.89
	7583	6532321	20-21 CDBG-CV3 Boys & Girls Clubs of Greater Tarrant County {103166-	05D	LMC	$25,412.35
		6538339	20-21 CDBG-CV3 Boys & Girls Clubs of Greater Tarrant County {103166-	05D	LMC	$5,445.09
		6557377	20-21 CDBG-CV3 Boys & Girls Clubs of Greater Tarrant County {103166-	05D	LMC	$7,617.39
		6557378	20-21 CDBG-CV3 Boys & Girls Clubs of Greater Tarrant County {103166-	05D	LMC	$13,096.91
		6567927	20-21 CDBG-CV3 Boys & Girls Clubs of Greater Tarrant County {103166-	05D	LMC	$6,955.41
		6590586	20-21 CDBG-CV3 Boys & Girls Clubs of Greater Tarrant County {103166-	05D	LMC	$15,626.94
		6590587	20-21 CDBG-CV3 Boys & Girls Clubs of Greater Tarrant County {103166-	05D	LMC	$12,566.26
		6592820	20-21 CDBG-CV3 Boys & Girls Clubs of Greater Tarrant County {103166-	05D	LMC	$7,038.15
		6603667	20-21 CDBG-CV3 Boys & Girls Clubs of Greater Tarrant County {103166-	05D	LMC	$4,104.17
		6634305	20-21 CDBG-CV3 Boys & Girls Clubs of Greater Tarrant County {103166-	05D	LMC	$5,240.67
		6634306	20-21 CDBG-CV3 Boys & Girls Clubs of Greater Tarrant County {103166-	05D	LMC	$5,225.26
		6639529	20-21 CDBG-CV3 Boys & Girls Clubs of Greater Tarrant County {103166-	05D	LMC	$5,861.90
		6656517	20-21 CDBG-CV3 Boys & Girls Clubs of Greater Tarrant County {103166-	05D	LMC	$6,633.72
		6672810	20-21 CDBG-CV3 Boys & Girls Clubs of Greater Tarrant County {103166-	05D	LMC	$10,821.17
		6684622	20-21 CDBG-CV3 Boys & Girls Clubs of Greater Tarrant County {103166-	05D	LMC	$12,354.10
		6697771	20-21 CDBG-CV3 Boys & Girls Clubs of Greater Tarrant County {103166-	05D	LMC	$13,631.69
		6697953	20-21 CDBG-CV3 Boys & Girls Clubs of Greater Tarrant County {103166-	05D	LMC	$72,857.46
	7588	6532318	20-21 CDBG-CV3 United Community Centers {103166-991930}	05L	LMC	$10,540.50
		6532319	20-21 CDBG-CV3 United Community Centers {103166-991930}	05L	LMC	$7,912.50
		6533391	20-21 CDBG-CV3 United Community Centers {103166-991930}	05L	LMC	$11,241.00
		6544595	20-21 CDBG-CV3 United Community Centers {103166-991930}	05L	LMC	$18,613.00
		6552537	20-21 CDBG-CV3 United Community Centers {103166-991930}	05L	LMC	$12,861.25
		6567725	20-21 CDBG-CV3 United Community Centers {103166-991930}	05L	LMC	$20,847.75
		6600433	20-21 CDBG-CV3 United Community Centers {103166-991930}	05L	LMC	$8,762.75
		6600453	20-21 CDBG-CV3 United Community Centers {103166-991930}	05L	LMC	$9,287.25
		6600463	20-21 CDBG-CV3 United Community Centers {103166-991930}	05L	LMC	$8,964.50
		6600482	20-21 CDBG-CV3 United Community Centers {103166-991930}	05L	LMC	$13,867.50
		6634302	20-21 CDBG-CV3 United Community Centers {103166-991930}	05L	LMC	$10,093.00
		6634303	20-21 CDBG-CV3 United Community Centers {103166-991930}	05L	LMC	$27,320.15
		6647251	20-21 CDBG-CV3 United Community Centers {103166-991930}	05L	LMC	$39,364.75
		6672838	20-21 CDBG-CV3 United Community Centers {103166-991930}	05L	LMC	$324.10
9	7584	6520953	20-21 CDBG-CV3 Camp Fire First Texas {103166-991935}	05D	LMC	$2,115.43
		6532323	20-21 CDBG-CV3 Camp Fire First Texas {103166-991935}	05D	LMC	$3,161.39
		6532324	20-21 CDBG-CV3 Camp Fire First Texas {103166-991935}	05D	LMC	$6,483.98
		6557380	20-21 CDBG-CV3 Camp Fire First Texas {103166-991935}	05D	LMC	$4,621.77

	6590588	20-21 CDBG-CV3 Camp Fire First Texas {103166-991935}	05D	LMC	$17,003.79
	6590591	20-21 CDBG-CV3 Camp Fire First Texas {103166-991935}	05D	LMC	$4,045.27
	6639532	20-21 CDBG-CV3 Camp Fire First Texas {103166-991935}	05D	LMC	$873.50
	6639535	20-21 CDBG-CV3 Camp Fire First Texas {103166-991935}	05D	LMC	$293.75
	6639537	20-21 CDBG-CV3 Camp Fire First Texas {103166-991935}	05D	LMC	$1,521.26
	6684551	20-21 CDBG-CV3 Camp Fire First Texas {103166-991935}	05D	LMC	$3,274.75
	6684561	20-21 CDBG-CV3 Camp Fire First Texas {103166-991935}	05D	LMC	$1,044.39
	6684627	20-21 CDBG-CV3 Camp Fire First Texas {103166-991935}	05D	LMC	$2,634.75
	6684628	20-21 CDBG-CV3 Camp Fire First Texas {103166-991935}	05D	LMC	$5,989.00
	6697954	20-21 CDBG-CV3 Camp Fire First Texas {103166-991935}	05D	LMC	$2,798.96
	6697955	20-21 CDBG-CV3 Camp Fire First Texas {103166-991935}	05D	LMC	$5,935.21
	6719385	20-21 CDBG-CV3 Camp Fire First Texas {103166-991935}	05D	LMC	$5,825.52
7585	6592827	20-21 CDBG-CV3 Clayton Youth Enrichment {103166-991927}	05D	LMC	$116,420.17
	6600464	20-21 CDBG-CV3 Clayton Youth Enrichment {103166-991927}	05D	LMC	$11,720.93
	6600468	20-21 CDBG-CV3 Clayton Youth Enrichment {103166-991927}	05D	LMC	$13,489.10
	6600471	20-21 CDBG-CV3 Clayton Youth Enrichment {103166-991927}	05D	LMC	$10,287.63
	6600473	20-21 CDBG-CV3 Clayton Youth Enrichment {103166-991927}	05D	LMC	$5,792.71
	6603664	20-21 CDBG-CV3 Clayton Youth Enrichment {103166-991927}	05D	LMC	$7,947.46
	6634298	20-21 CDBG-CV3 Clayton Youth Enrichment {103166-991927}	05D	LMC	$10,991.29
	6634300	20-21 CDBG-CV3 Clayton Youth Enrichment {103166-991927}	05D	LMC	$19,451.87
	6639525	20-21 CDBG-CV3 Clayton Youth Enrichment {103166-991927}	05D	LMC	$12,961.12
	6672832	20-21 CDBG-CV3 Clayton Youth Enrichment {103166-991927}	05D	LMC	$16,185.89
	6697756	20-21 CDBG-CV3 Clayton Youth Enrichment {103166-991927}	05D	LMC	$46,961.01
	6697758	20-21 CDBG-CV3 Clayton Youth Enrichment {103166-991927}	05D	LMC	$17,218.27
	6697760	20-21 CDBG-CV3 Clayton Youth Enrichment {103166-991927}	05D	LMC	$6,555.66
7586	6520954	20-21 CDBG-CV3 Fort Worth SPARC {103166-991988}	05D	LMC	$59,593.33
	6544601	20-21 CDBG-CV3 Fort Worth SPARC {103166-991988}	05D	LMC	$19,392.15
	6634314	20-21 CDBG-CV3 Fort Worth SPARC {103166-991988}	05D	LMC	$11,774.09
	6634315	20-21 CDBG-CV3 Fort Worth SPARC {103166-991988}	05D	LMC	$19,312.00
	6639540	20-21 CDBG-CV3 Fort Worth SPARC {103166-991988}	05D	LMC	$21,386.23
	6673435	20-21 CDBG-CV3 Fort Worth SPARC {103166-991988}	05D	LMC	$2,350.00
	6686673	20-21 CDBG-CV3 Fort Worth SPARC {103166-991988}	05D	LMC	$29,560.00
7587	6520952	20-21 CDBG-CV3 Girls Inc {103166-991936}	05D	LMC	$11,207.04
	6544596	20-21 CDBG-CV3 Girls Inc {103166-991936}	05D	LMC	$27,763.32
	6552549	20-21 CDBG-CV3 Girls Inc {103166-991936}	05D	LMC	$18,702.37
	6552551	20-21 CDBG-CV3 Girls Inc {103166-991936}	05D	LMC	$15,769.01
	6570249	20-21 CDBG-CV3 Girls Inc {103166-991936}	05D	LMC	$11,885.78
	6570252	20-21 CDBG-CV3 Girls Inc {103166-991936}	05D	LMC	$13,289.24
	6590594	20-21 CDBG-CV3 Girls Inc {103166-991936}	05D	LMC	$21,369.34
	6590595	20-21 CDBG-CV3 Girls Inc {103166-991936}	05D	LMC	$22,269.01
	6592821	20-21 CDBG-CV3 Girls Inc {103166-991936}	05D	LMC	$21,248.52
	6603668	20-21 CDBG-CV3 Girls Inc {103166-991936}	05D	LMC	$21,544.90
	6634307	20-21 CDBG-CV3 Girls Inc {103166-991936}	05D	LMC	$22,530.28
	6634310	20-21 CDBG-CV3 Girls Inc {103166-991936}	05D	LMC	$22,145.76
	6672843	20-21 CDBG-CV3 Girls Inc {103166-991936}	05D	LMC	$21,767.34
	6672846	20-21 CDBG-CV3 Girls Inc {103166-991936}	05D	LMC	$23,512.81
	6672855	20-21 CDBG-CV3 Girls Inc {103166-991936}	05D	LMC	$20,171.70
	6684554	20-21 CDBG-CV3 Girls Inc {103166-991936}	05D	LMC	$763.38
7589	6590585	20-21 CDBG-CV3 YMCA {103166-991928}	05D	LMC	$19,612.39
7590	6590599	20-21 CDBG-CV3 AVANCE {103166-9919W1}	05D	LMC	$6,339.58
	6592808	20-21 CDBG-CV3 AVANCE {103166-9919W1}	05D	LMC	$5,795.72
	6592810	20-21 CDBG-CV3 AVANCE {103166-9919W1}	05D	LMC	$6,007.68
	6600423	20-21 CDBG-CV3 AVANCE {103166-9919W1}	05D	LMC	$3,967.48
	6600487	20-21 CDBG-CV3 AVANCE {103166-9919W1}	05D	LMC	$5,117.58
	6634330	20-21 CDBG-CV3 AVANCE {103166-9919W1}	05D	LMC	$3,348.42
	6634331	20-21 CDBG-CV3 AVANCE {103166-9919W1}	05D	LMC	$4,332.66
	6639544	20-21 CDBG-CV3 AVANCE {103166-9919W1}	05D	LMC	$3,856.32
	6656508	20-21 CDBG-CV3 AVANCE {103166-9919W1}	05D	LMC	$3,549.00
	6673478	20-21 CDBG-CV3 AVANCE {103166-9919W1}	05D	LMC	$3,157.00
7591	6520950	20-21 CDBG-CV3 Fortress {103166-9919W2}	05D	LMC	$10,066.63
	6544606	20-21 CDBG-CV3 Fortress {103166-9919W2}	05D	LMC	$1,999.98
	6557382	20-21 CDBG-CV3 Fortress {103166-9919W2}	05D	LMC	$4,172.00
	6557388	20-21 CDBG-CV3 Fortress {103166-9919W2}	05D	LMC	$7,675.25
	6567925	20-21 CDBG-CV3 Fortress {103166-9919W2}	05D	LMC	$2,100.00
	6590601	20-21 CDBG-CV3 Fortress {103166-9919W2}	05D	LMC	$4,506.08
	6590602	20-21 CDBG-CV3 Fortress {103166-9919W2}	05D	LMC	$2,100.00

			6592836	20-21 CDBG-CV3 Fortress {103166-9919W2}	05D	LMC	$2,240.00
			6603673	20-21 CDBG-CV3 Fortress {103166-9919W2}	05D	LMC	$2,240.00
			6634332	20-21 CDBG-CV3 Fortress {103166-9919W2}	05D	LMC	$2,240.00
			6634334	20-21 CDBG-CV3 Fortress {103166-9919W2}	05D	LMC	$2,240.00
			6639546	20-21 CDBG-CV3 Fortress {103166-9919W2}	05D	LMC	$2,240.00
			6656507	20-21 CDBG-CV3 Fortress {103166-9919W2}	05D	LMC	$1,180.06
		7592	6532326	20-21 CDBG-CV3 Literacy United{103166-9919W4}	05D	LMC	$19,516.01
			6533388	20-21 CDBG-CV3 Literacy United{103166-9919W4}	05D	LMC	$3,642.66
			6544607	20-21 CDBG-CV3 Literacy United{103166-9919W4}	05D	LMC	$3,899.49
			6552546	20-21 CDBG-CV3 Literacy United{103166-9919W4}	05D	LMC	$3,849.44
			6590603	20-21 CDBG-CV3 Literacy United{103166-9919W4}	05D	LMC	$3,625.98
			6590604	20-21 CDBG-CV3 Literacy United{103166-9919W4}	05D	LMC	$3,737.87
			6600411	20-21 CDBG-CV3 Literacy United{103166-9919W4}	05D	LMC	$3,330.75
			6600420	20-21 CDBG-CV3 Literacy United{103166-9919W4}	05D	LMC	$3,357.84
		7593	6533387	20-21 CDBG-CV3 Rivertree Academy {103166-9919W5}	05D	LMC	$10,709.76
			6552544	20-21 CDBG-CV3 Rivertree Academy {103166-9919W5}	05D	LMC	$405.81
			6592813	20-21 CDBG-CV3 Rivertree Academy {103166-9919W5}	05D	LMC	$2,505.00
			6592815	20-21 CDBG-CV3 Rivertree Academy {103166-9919W5}	05D	LMC	$1,852.50
			6592818	20-21 CDBG-CV3 Rivertree Academy {103166-9919W5}	05D	LMC	$3,296.50
			6603674	20-21 CDBG-CV3 Rivertree Academy {103166-9919W5}	05D	LMC	$2,430.00
			6603675	20-21 CDBG-CV3 Rivertree Academy {103166-9919W5}	05D	LMC	$2,070.00
			6634335	20-21 CDBG-CV3 Rivertree Academy {103166-9919W5}	05D	LMC	$2,753.10
			6684567	20-21 CDBG-CV3 Rivertree Academy {103166-9919W5}	05D	LMC	$1,357.50
	12	7709	6741896	20-21 The Salvation Army- Red Shield Emergency Shelter {102718-9919F2}	05Z	LMC	$8,415.37
			6741902	20-21 The Salvation Army- Red Shield Emergency Shelter {102718-9919F2}	05Z	LMC	$8,498.87
			6745535	20-21 The Salvation Army- Red Shield Emergency Shelter {102718-9919F2}	05Z	LMC	$8,671.45
			6745536	20-21 The Salvation Army- Red Shield Emergency Shelter {102718-9919F2}	05Z	LMC	$8,706.14
			6745537	20-21 The Salvation Army- Red Shield Emergency Shelter {102718-9919F2}	05Z	LMC	$9,150.11
			6762208	20-21 The Salvation Army- Red Shield Emergency Shelter {102718-9919F2}	05Z	LMC	$11,815.38
			6775966	20-21 The Salvation Army- Red Shield Emergency Shelter {102718-9919F2}	05Z	LMC	$8,180.51
			6787433	20-21 The Salvation Army- Red Shield Emergency Shelter {102718-9919F2}	05Z	LMC	$7,682.36
			6802233	20-21 The Salvation Army- Red Shield Emergency Shelter {102718-9919F2}	05Z	LMC	$207.81
			6811820	20-21 The Salvation Army- Red Shield Emergency Shelter {102718-9919F2}	05Z	LMC	$3,672.00
Total							**$7,337,198.13**

LINE 16 DETAIL: ACTIVITIES INCLUDED IN THE COMPUTATION OF LINE 16

Plan Year	IDIS Project	IDIS Activity	Voucher Number	Activity Name	Matrix Code	National Objective	Drawn Amount
2019	6	7834	6832928	19-20 Tarrant Area Food Bank RED Bus Program {102718-9919D9}	05W	LMC	$14,806.02
	18	7482	6490439	19-20 CDBG-CV Presbyterian Night Shelter - Clean Slate Employment	05H	LMC	$6,889.12
			6490440	19-20 CDBG-CV Presbyterian Night Shelter - Clean Slate Employment	05H	LMC	$18,802.80
			6498082	19-20 CDBG-CV Presbyterian Night Shelter - Clean Slate Employment	05H	LMC	$8,352.52
			6498083	19-20 CDBG-CV Presbyterian Night Shelter - Clean Slate Employment	05H	LMC	$11,858.61
			6498084	19-20 CDBG-CV Presbyterian Night Shelter - Clean Slate Employment	05H	LMC	$7,128.82
			6498085	19-20 CDBG-CV Presbyterian Night Shelter - Clean Slate Employment	05H	LMC	$7,126.92
			6498086	19-20 CDBG-CV Presbyterian Night Shelter - Clean Slate Employment	05H	LMC	$12,197.52
			6508341	19-20 CDBG-CV Presbyterian Night Shelter - Clean Slate Employment	05H	LMC	$23,316.04
			6508342	19-20 CDBG-CV Presbyterian Night Shelter - Clean Slate Employment	05H	LMC	$6,889.14
			6511792	19-20 CDBG-CV Presbyterian Night Shelter - Clean Slate Employment	05H	LMC	$7,126.90
			6511793	19-20 CDBG-CV Presbyterian Night Shelter - Clean Slate Employment	05H	LMC	$6,645.23
			6532309	19-20 CDBG-CV Presbyterian Night Shelter - Clean Slate Employment	05H	LMC	$5,851.87
			6544543	19-20 CDBG-CV Presbyterian Night Shelter - Clean Slate Employment	05H	LMC	$8,599.00
			6557165	19-20 CDBG-CV Presbyterian Night Shelter - Clean Slate Employment	05H	LMC	$6,514.38
			6567940	19-20 CDBG-CV Presbyterian Night Shelter - Clean Slate Employment	05H	LMC	$6,419.23
			6590555	19-20 CDBG-CV Presbyterian Night Shelter - Clean Slate Employment	05H	LMC	$6,061.54
			6593081	19-20 CDBG-CV Presbyterian Night Shelter - Clean Slate Employment	05H	LMC	$4,615.39
			6593088	19-20 CDBG-CV Presbyterian Night Shelter - Clean Slate Employment	05H	LMC	$5,604.95
		7484	6485421	19-20 CDBG-CV Recovery Resource Council - Employment Services for	05H	LMC	$1,915.94
			6485422	19-20 CDBG-CV Recovery Resource Council - Employment Services for	05H	LMC	$4,376.55
			6485423	19-20 CDBG-CV Recovery Resource Council - Employment Services for	05H	LMC	$4,326.26
			6485424	19-20 CDBG-CV Recovery Resource Council - Employment Services for	05H	LMC	$4,326.26
			6485425	19-20 CDBG-CV Recovery Resource Council - Employment Services for	05H	LMC	$4,484.36
			6557160	19-20 CDBG-CV Recovery Resource Council - Employment Services for	05H	LMC	$450.45
			6557161	19-20 CDBG-CV Recovery Resource Council - Employment Services for	05H	LMC	$485.78
			6557164	19-20 CDBG-CV Recovery Resource Council - Employment Services for	05H	LMC	$408.48
			6612108	19-20 CDBG-CV Recovery Resource Council - Employment Services for	05H	LMC	$524.01

		6612109	19-20 CDBG-CV Recovery Resource Council - Employment Services for	05H	LMC	$2,050.39
		6612110	19-20 CDBG-CV Recovery Resource Council - Employment Services for	05H	LMC	$1,105.61
		6612111	19-20 CDBG-CV Recovery Resource Council - Employment Services for	05H	LMC	$1,920.91
		6612112	19-20 CDBG-CV Recovery Resource Council - Employment Services for	05H	LMC	$1,975.32
		6612113	19-20 CDBG-CV Recovery Resource Council - Employment Services for	05H	LMC	$1,769.33
	7489	6451651	19-20 CDBG-CV The Women's Center of Tarrant County - Employment	05H	LMC	$4,008.67
		6451654	19-20 CDBG-CV The Women's Center of Tarrant County - Employment	05H	LMC	$6,905.43
		6457105	19-20 CDBG-CV The Women's Center of Tarrant County - Employment	05H	LMC	$6,810.29
		6464053	19-20 CDBG-CV The Women's Center of Tarrant County - Employment	05H	LMC	$6,559.94
		6490441	19-20 CDBG-CV The Women's Center of Tarrant County - Employment	05H	LMC	$5,124.10
		6490442	19-20 CDBG-CV The Women's Center of Tarrant County - Employment	05H	LMC	$4,142.36
		6490443	19-20 CDBG-CV The Women's Center of Tarrant County - Employment	05H	LMC	$11,330.55
		6511794	19-20 CDBG-CV The Women's Center of Tarrant County - Employment	05H	LMC	$7,651.01
		6511795	19-20 CDBG-CV The Women's Center of Tarrant County - Employment	05H	LMC	$6,714.06
		6544549	19-20 CDBG-CV The Women's Center of Tarrant County - Employment	05H	LMC	$6,279.71
		6544555	19-20 CDBG-CV The Women's Center of Tarrant County - Employment	05H	LMC	$5,297.92
		6544560	19-20 CDBG-CV The Women's Center of Tarrant County - Employment	05H	LMC	$5,739.45
		6552387	19-20 CDBG-CV The Women's Center of Tarrant County - Employment	05H	LMC	$7,312.33
		6567934	19-20 CDBG-CV The Women's Center of Tarrant County - Employment	05H	LMC	$22,348.00
		6590552	19-20 CDBG-CV The Women's Center of Tarrant County - Employment	05H	LMC	$6,326.02
		6590553	19-20 CDBG-CV The Women's Center of Tarrant County - Employment	05H	LMC	$2,199.07
		6593042	19-20 CDBG-CV The Women's Center of Tarrant County - Employment	05H	LMC	$5,472.09
	7594	6567726	20-21 CDBG-CV3 Recovery Resource Council - Employment Support	05F	LMC	$3,469.95
		6567727	20-21 CDBG-CV3 Recovery Resource Council - Employment Support	05F	LMC	$6,074.65
		6567729	20-21 CDBG-CV3 Recovery Resource Council - Employment Support	05F	LMC	$3,879.72
		6567730	20-21 CDBG-CV3 Recovery Resource Council - Employment Support	05F	LMC	$952.61
		6634320	20-21 CDBG-CV3 Recovery Resource Council - Employment Support	05F	LMC	$3,701.01
		6634323	20-21 CDBG-CV3 Recovery Resource Council - Employment Support	05F	LMC	$3,707.00
		6634324	20-21 CDBG-CV3 Recovery Resource Council - Employment Support	05F	LMC	$3,670.74
		6634325	20-21 CDBG-CV3 Recovery Resource Council - Employment Support	05F	LMC	$3,776.68
		6634327	20-21 CDBG-CV3 Recovery Resource Council - Employment Support	05F	LMC	$1,812.02
		6634328	20-21 CDBG-CV3 Recovery Resource Council - Employment Support	05F	LMC	$120.00
		6647250	20-21 CDBG-CV3 Recovery Resource Council - Employment Support	05F	LMC	$3,542.72
		6656711	20-21 CDBG-CV3 Recovery Resource Council - Employment Support	05F	LMC	$4,189.94
		6672878	20-21 CDBG-CV3 Recovery Resource Council - Employment Support	05F	LMC	$4,169.03
		6684562	20-21 CDBG-CV3 Recovery Resource Council - Employment Support	05F	LMC	$4,106.09
		6697774	20-21 CDBG-CV3 Recovery Resource Council - Employment Support	05F	LMC	$2,490.50
		6719387	20-21 CDBG-CV3 Recovery Resource Council - Employment Support	05F	LMC	$2,033.95
	7595	6520945	20-21 CDBG-CV3 The Ladder Alliance - Employment Services {103166-	05H	LMC	$5,729.58
		6520949	20-21 CDBG-CV3 The Ladder Alliance - Employment Services {103166-	05H	LMC	$7,037.83
		6567732	20-21 CDBG-CV3 The Ladder Alliance - Employment Services {103166-	05H	LMC	$11,196.66
		6567733	20-21 CDBG-CV3 The Ladder Alliance - Employment Services {103166-	05H	LMC	$9,131.32
		6567734	20-21 CDBG-CV3 The Ladder Alliance - Employment Services {103166-	05H	LMC	$8,521.20
		6567735	20-21 CDBG-CV3 The Ladder Alliance - Employment Services {103166-	05H	LMC	$7,513.08
		6590567	20-21 CDBG-CV3 The Ladder Alliance - Employment Services {103166-	05H	LMC	$7,672.68
		6590568	20-21 CDBG-CV3 The Ladder Alliance - Employment Services {103166-	05H	LMC	$13,974.63
		6590582	20-21 CDBG-CV3 The Ladder Alliance - Employment Services {103166-	05H	LMC	$16,135.56
		6603662	20-21 CDBG-CV3 The Ladder Alliance - Employment Services {103166-	05H	LMC	$18,893.20
		6634293	20-21 CDBG-CV3 The Ladder Alliance - Employment Services {103166-	05H	LMC	$26,601.78
		6634295	20-21 CDBG-CV3 The Ladder Alliance - Employment Services {103166-	05H	LMC	$22,736.66
		6684616	20-21 CDBG-CV3 The Ladder Alliance - Employment Services {103166-	05H	LMC	$7,926.67
		6684617	20-21 CDBG-CV3 The Ladder Alliance - Employment Services {103166-	05H	LMC	$15,314.59
		6684619	20-21 CDBG-CV3 The Ladder Alliance - Employment Services {103166-	05H	LMC	$10,603.94
		6697952	20-21 CDBG-CV3 The Ladder Alliance - Employment Services {103166-	05H	LMC	$11,010.62
20	7477	6485426	19-20 CDBG-CV Center for Transforming Lives - Emergency Rental	05Q	LMC	$888.96
		6485427	19-20 CDBG-CV Center for Transforming Lives - Emergency Rental	05Q	LMC	$3,874.00
		6485428	19-20 CDBG-CV Center for Transforming Lives - Emergency Rental	05Q	LMC	$3,895.88
		6490435	19-20 CDBG-CV Center for Transforming Lives - Emergency Rental	05Q	LMC	$57,341.34
		6490436	19-20 CDBG-CV Center for Transforming Lives - Emergency Rental	05Q	LMC	$29,343.06
		6490437	19-20 CDBG-CV Center for Transforming Lives - Emergency Rental	05Q	LMC	$32,598.50
		6519529	19-20 CDBG-CV Center for Transforming Lives - Emergency Rental	05Q	LMC	$18,086.43
		6525582	19-20 CDBG-CV Center for Transforming Lives - Emergency Rental	05Q	LMC	$3,805.38
		6525587	19-20 CDBG-CV Center for Transforming Lives - Emergency Rental	05Q	LMC	$3,805.38
		6533384	19-20 CDBG-CV Center for Transforming Lives - Emergency Rental	05Q	LMC	$3,805.38
		6538334	19-20 CDBG-CV Center for Transforming Lives - Emergency Rental	05Q	LMC	$15,000.00
		6538336	19-20 CDBG-CV Center for Transforming Lives - Emergency Rental	05Q	LMC	$15,000.00

	6552386	19-20 CDBG-CV Center for Transforming Lives - Emergency Rental	05Q	LMC	$12,541.95
	6557065	19-20 CDBG-CV Center for Transforming Lives - Emergency Rental	05Q	LMC	$31,659.04
	6557070	19-20 CDBG-CV Center for Transforming Lives - Emergency Rental	05Q	LMC	$44,940.34
	6557071	19-20 CDBG-CV Center for Transforming Lives - Emergency Rental	05Q	LMC	$26,670.00
	6557073	19-20 CDBG-CV Center for Transforming Lives - Emergency Rental	05Q	LMC	$12,877.27
	6567930	19-20 CDBG-CV Center for Transforming Lives - Emergency Rental	05Q	LMC	$17,651.08
	6590546	19-20 CDBG-CV Center for Transforming Lives - Emergency Rental	05Q	LMC	$7,319.30
	6590549	19-20 CDBG-CV Center for Transforming Lives - Emergency Rental	05Q	LMC	$9,741.28
	6590551	19-20 CDBG-CV Center for Transforming Lives - Emergency Rental	05Q	LMC	$20,766.62
	6639478	19-20 CDBG-CV Center for Transforming Lives - Emergency Rental	05Q	LMC	$40,032.33
	6639479	19-20 CDBG-CV Center for Transforming Lives - Emergency Rental	05Q	LMC	$34,206.24
	6639480	19-20 CDBG-CV Center for Transforming Lives - Emergency Rental	05Q	LMC	$20,705.14
	6647252	19-20 CDBG-CV Center for Transforming Lives - Emergency Rental	05Q	LMC	$17,775.72
	6656436	19-20 CDBG-CV Center for Transforming Lives - Emergency Rental	05Q	LMC	$20,633.61
	6672820	19-20 CDBG-CV Center for Transforming Lives - Emergency Rental	05Q	LMC	$33,102.63
	6684572	19-20 CDBG-CV Center for Transforming Lives - Emergency Rental	05Q	LMC	$43,116.97
	6697940	19-20 CDBG-CV Center for Transforming Lives - Emergency Rental	05Q	LMC	$69,412.00
	6697943	19-20 CDBG-CV Center for Transforming Lives - Emergency Rental	05Q	LMC	$78,837.80
	6729761	19-20 CDBG-CV Center for Transforming Lives - Emergency Rental	05Q	LMC	$65,564.51
	6729764	19-20 CDBG-CV Center for Transforming Lives - Emergency Rental	05Q	LMC	$113,267.17
	6738130	19-20 CDBG-CV Center for Transforming Lives - Emergency Rental	05Q	LMC	$69,766.87
	6787434	19-20 CDBG-CV Center for Transforming Lives - Emergency Rental	05Q	LMC	$18.46
	6787435	19-20 CDBG-CV Center for Transforming Lives - Emergency Rental	05Q	LMC	$973.18
	6795473	19-20 CDBG-CV Center for Transforming Lives - Emergency Rental	05Q	LMC	$136.32
	6804019	19-20 CDBG-CV Center for Transforming Lives - Emergency Rental	05Q	LMC	$23,500.09
	6804082	19-20 CDBG-CV Center for Transforming Lives - Emergency Rental	05Q	LMC	$2,279.58
	6831681	19-20 CDBG-CV Center for Transforming Lives - Emergency Rental	05Q	LMC	$716.00
	6831683	19-20 CDBG-CV Center for Transforming Lives - Emergency Rental	05Q	LMC	$701.77
7479	6477596	19-20 CDBG-CV Housing Channel - Emergency Rental Assistance {102718-	05Q	LMC	$13,919.09
	6498076	19-20 CDBG-CV Housing Channel - Emergency Rental Assistance {102718-	05Q	LMC	$33,457.42
	6498077	19-20 CDBG-CV Housing Channel - Emergency Rental Assistance {102718-	05Q	LMC	$33,725.99
	6639500	19-20 CDBG-CV Housing Channel - Emergency Rental Assistance {102718-	05Q	LMC	$50,791.58
	6639501	19-20 CDBG-CV Housing Channel - Emergency Rental Assistance {102718-	05Q	LMC	$62,905.40
	6639502	19-20 CDBG-CV Housing Channel - Emergency Rental Assistance {102718-	05Q	LMC	$40,817.25
	6639504	19-20 CDBG-CV Housing Channel - Emergency Rental Assistance {102718-	05Q	LMC	$53,427.53
	6639505	19-20 CDBG-CV Housing Channel - Emergency Rental Assistance {102718-	05Q	LMC	$22,484.87
	6639507	19-20 CDBG-CV Housing Channel - Emergency Rental Assistance {102718-	05Q	LMC	$16,115.80
	6656443	19-20 CDBG-CV Housing Channel - Emergency Rental Assistance {102718-	05Q	LMC	$28,087.07
	6729840	19-20 CDBG-CV Housing Channel - Emergency Rental Assistance {102718-	05Q	LMC	$81,406.61
7481	6451647	19-20 CDBG-CV Family Pathfinders of Tarrant County - Emergency Rental	05Q	LMC	$12,080.97
	6457104	19-20 CDBG-CV Family Pathfinders of Tarrant County - Emergency Rental	05Q	LMC	$12,091.31
	6475560	19-20 CDBG-CV Family Pathfinders of Tarrant County - Emergency Rental	05Q	LMC	$27,404.00
	6475563	19-20 CDBG-CV Family Pathfinders of Tarrant County - Emergency Rental	05Q	LMC	$46,807.97
	6490444	19-20 CDBG-CV Family Pathfinders of Tarrant County - Emergency Rental	05Q	LMC	$28,593.37
	6490445	19-20 CDBG-CV Family Pathfinders of Tarrant County - Emergency Rental	05Q	LMC	$23,346.97
	6503095	19-20 CDBG-CV Family Pathfinders of Tarrant County - Emergency Rental	05Q	LMC	$17,049.68
	6504345	19-20 CDBG-CV Family Pathfinders of Tarrant County - Emergency Rental	05Q	LMC	$29,570.74
	6511790	19-20 CDBG-CV Family Pathfinders of Tarrant County - Emergency Rental	05Q	LMC	$15,551.43
	6532306	19-20 CDBG-CV Family Pathfinders of Tarrant County - Emergency Rental	05Q	LMC	$25,396.49
	6544529	19-20 CDBG-CV Family Pathfinders of Tarrant County - Emergency Rental	05Q	LMC	$39,407.91
	6557067	19-20 CDBG-CV Family Pathfinders of Tarrant County - Emergency Rental	05Q	LMC	$46,745.85
	6590535	19-20 CDBG-CV Family Pathfinders of Tarrant County - Emergency Rental	05Q	LMC	$50,953.31
7487	6451656	19-20 CDBG-CV Tarrant County Samaritan Housing - Emergency Rental	05Q	LMC	$67,199.79
	6451659	19-20 CDBG-CV Tarrant County Samaritan Housing - Emergency Rental	05Q	LMC	$833.75
	6451661	19-20 CDBG-CV Tarrant County Samaritan Housing - Emergency Rental	05Q	LMC	$59,083.37
	6451663	19-20 CDBG-CV Tarrant County Samaritan Housing - Emergency Rental	05Q	LMC	$8,471.71
	6451664	19-20 CDBG-CV Tarrant County Samaritan Housing - Emergency Rental	05Q	LMC	$1,487.15
	6498078	19-20 CDBG-CV Tarrant County Samaritan Housing - Emergency Rental	05Q	LMC	$1,391.47
	6498079	19-20 CDBG-CV Tarrant County Samaritan Housing - Emergency Rental	05Q	LMC	$1,675.13
	6516287	19-20 CDBG-CV Tarrant County Samaritan Housing - Emergency Rental	05Q	LMC	$2,479.56
	6516288	19-20 CDBG-CV Tarrant County Samaritan Housing - Emergency Rental	05Q	LMC	$1,057.80
	6516289	19-20 CDBG-CV Tarrant County Samaritan Housing - Emergency Rental	05Q	LMC	$1,041.33
	6532315	19-20 CDBG-CV Tarrant County Samaritan Housing - Emergency Rental	05Q	LMC	$1,059.63
	6532317	19-20 CDBG-CV Tarrant County Samaritan Housing - Emergency Rental	05Q	LMC	$34,056.31
	6552388	19-20 CDBG-CV Tarrant County Samaritan Housing - Emergency Rental	05Q	LMC	$27,455.70
	6567931	19-20 CDBG-CV Tarrant County Samaritan Housing - Emergency Rental	05Q	LMC	$34,535.83

			6567932	19-20 CDBG-CV Tarrant County Samaritan Housing - Emergency Rental	05Q	LMC	$3,073.27
			6593036	19-20 CDBG-CV Tarrant County Samaritan Housing - Emergency Rental	05Q	LMC	$4,331.91
			6593037	19-20 CDBG-CV Tarrant County Samaritan Housing - Emergency Rental	05Q	LMC	$912.43
			6593039	19-20 CDBG-CV Tarrant County Samaritan Housing - Emergency Rental	05Q	LMC	$9,231.16
			6604692	19-20 CDBG-CV Tarrant County Samaritan Housing - Emergency Rental	05Q	LMC	$912.43
			6639512	19-20 CDBG-CV Tarrant County Samaritan Housing - Emergency Rental	05Q	LMC	$914.95
			6639513	19-20 CDBG-CV Tarrant County Samaritan Housing - Emergency Rental	05Q	LMC	$914.14
			6656433	19-20 CDBG-CV Tarrant County Samaritan Housing - Emergency Rental	05Q	LMC	$915.81
			6672825	19-20 CDBG-CV Tarrant County Samaritan Housing - Emergency Rental	05Q	LMC	$350.72
			6697949	19-20 CDBG-CV Tarrant County Samaritan Housing - Emergency Rental	05Q	LMC	$382.44
			6697951	19-20 CDBG-CV Tarrant County Samaritan Housing - Emergency Rental	05Q	LMC	$2,732.21
		7596	6603677	19-20 CDBG-CV3 Tarrant County Samaritan Housing - Emergency Rental	05Z	LMC	$21,973.49
			6603678	19-20 CDBG-CV3 Tarrant County Samaritan Housing - Emergency Rental	05Z	LMC	$2,174.95
			6603680	19-20 CDBG-CV3 Tarrant County Samaritan Housing - Emergency Rental	05Z	LMC	$4,276.84
			6603682	19-20 CDBG-CV3 Tarrant County Samaritan Housing - Emergency Rental	05Z	LMC	$1,142.41
			6634317	19-20 CDBG-CV3 Tarrant County Samaritan Housing - Emergency Rental	05Z	LMC	$3,853.27
			6634318	19-20 CDBG-CV3 Tarrant County Samaritan Housing - Emergency Rental	05Z	LMC	$5,319.77
			6647248	19-20 CDBG-CV3 Tarrant County Samaritan Housing - Emergency Rental	05Z	LMC	$2,029.01
			6656514	19-20 CDBG-CV3 Tarrant County Samaritan Housing - Emergency Rental	05Z	LMC	$4,588.40
			6672859	19-20 CDBG-CV3 Tarrant County Samaritan Housing - Emergency Rental	05Z	LMC	$65,478.13
			6684566	19-20 CDBG-CV3 Tarrant County Samaritan Housing - Emergency Rental	05Z	LMC	$51,391.31
			6697768	19-20 CDBG-CV3 Tarrant County Samaritan Housing - Emergency Rental	05Z	LMC	$37,492.87
		7597	6532325	19-20 CDBG-CV3 -Volunteers of America - Emergency Rental Assistance	05Z	LMC	$757.11
			6544603	19-20 CDBG-CV3 -Volunteers of America - Emergency Rental Assistance	05Z	LMC	$248.98
			6567736	19-20 CDBG-CV3 -Volunteers of America - Emergency Rental Assistance	05Z	LMC	$241.45
			6567929	19-20 CDBG-CV3 -Volunteers of America - Emergency Rental Assistance	05Z	LMC	$2,353.17
			6590597	19-20 CDBG-CV3 -Volunteers of America - Emergency Rental Assistance	05Z	LMC	$3,681.01
			6590598	19-20 CDBG-CV3 -Volunteers of America - Emergency Rental Assistance	05Z	LMC	$8,359.38
			6592825	19-20 CDBG-CV3 -Volunteers of America - Emergency Rental Assistance	05Z	LMC	$9,588.23
			6603670	19-20 CDBG-CV3 -Volunteers of America - Emergency Rental Assistance	05Z	LMC	$10,929.34
			6634329	19-20 CDBG-CV3 -Volunteers of America - Emergency Rental Assistance	05Z	LMC	$14,014.98
			6656499	19-20 CDBG-CV3 -Volunteers of America - Emergency Rental Assistance	05Z	LMC	$12,264.54
			6656504	19-20 CDBG-CV3 -Volunteers of America - Emergency Rental Assistance	05Z	LMC	$2,132.52
			6672861	19-20 CDBG-CV3 -Volunteers of America - Emergency Rental Assistance	05Z	LMC	$303.89
			6672862	19-20 CDBG-CV3 -Volunteers of America - Emergency Rental Assistance	05Z	LMC	$715.68
			6697776	19-20 CDBG-CV3 -Volunteers of America - Emergency Rental Assistance	05Z	LMC	$9,333.55
2020	7	7474	6490446	19-20 CDBG-CV The Salvation Army - Emergency Rental Assistance	05Q	LMC	$11,637.00
			6490447	19-20 CDBG-CV The Salvation Army - Emergency Rental Assistance	05Q	LMC	$3,036.00
			6490448	19-20 CDBG-CV The Salvation Army - Emergency Rental Assistance	05Q	LMC	$14,086.43
			6503096	19-20 CDBG-CV The Salvation Army - Emergency Rental Assistance	05Q	LMC	$12,775.00
			6503097	19-20 CDBG-CV The Salvation Army - Emergency Rental Assistance	05Q	LMC	$45,336.92
			6511791	19-20 CDBG-CV The Salvation Army - Emergency Rental Assistance	05Q	LMC	$19,723.00
			6544540	19-20 CDBG-CV The Salvation Army - Emergency Rental Assistance	05Q	LMC	$13,075.15
			6557224	19-20 CDBG-CV The Salvation Army - Emergency Rental Assistance	05Q	LMC	$2,675.34
			6590537	19-20 CDBG-CV The Salvation Army - Emergency Rental Assistance	05Q	LMC	$10,419.18
			6639481	19-20 CDBG-CV The Salvation Army - Emergency Rental Assistance	05Q	LMC	$12,406.69
			6639484	19-20 CDBG-CV The Salvation Army - Emergency Rental Assistance	05Q	LMC	$7,061.90
			6639485	19-20 CDBG-CV The Salvation Army - Emergency Rental Assistance	05Q	LMC	$18,181.12
			6639486	19-20 CDBG-CV The Salvation Army - Emergency Rental Assistance	05Q	LMC	$18,236.08
			6656439	19-20 CDBG-CV The Salvation Army - Emergency Rental Assistance	05Q	LMC	$23,170.15
			6672822	19-20 CDBG-CV The Salvation Army - Emergency Rental Assistance	05Q	LMC	$55,744.85
			6697944	19-20 CDBG-CV The Salvation Army - Emergency Rental Assistance	05Q	LMC	$21,525.51
			6697945	19-20 CDBG-CV The Salvation Army - Emergency Rental Assistance	05Q	LMC	$10,824.00
			6697947	19-20 CDBG-CV The Salvation Army - Emergency Rental Assistance	05Q	LMC	$16,585.68
	8	7582	6520959	20-21 CDBG-CV3 AB Christian Learning Center {103166-991925}	05L	LMC	$5,961.68
			6520961	20-21 CDBG-CV3 AB Christian Learning Center {103166-991925}	05L	LMC	$12,011.28
			6520964	20-21 CDBG-CV3 AB Christian Learning Center {103166-991925}	05L	LMC	$6,248.34
			6520967	20-21 CDBG-CV3 AB Christian Learning Center {103166-991925}	05L	LMC	$10,083.11
			6532322	20-21 CDBG-CV3 AB Christian Learning Center {103166-991925}	05L	LMC	$15,514.60
			6533389	20-21 CDBG-CV3 AB Christian Learning Center {103166-991925}	05L	LMC	$8,582.88
			6544591	20-21 CDBG-CV3 AB Christian Learning Center {103166-991925}	05L	LMC	$5,000.00
			6590583	20-21 CDBG-CV3 AB Christian Learning Center {103166-991925}	05L	LMC	$20,783.56
			6656712	20-21 CDBG-CV3 AB Christian Learning Center {103166-991925}	05L	LMC	$7,742.86
			6656714	20-21 CDBG-CV3 AB Christian Learning Center {103166-991925}	05L	LMC	$5,407.25
			6672830	20-21 CDBG-CV3 AB Christian Learning Center {103166-991925}	05L	LMC	$5,132.47
			6684620	20-21 CDBG-CV3 AB Christian Learning Center {103166-991925}	05L	LMC	$10,139.25

		6697787	20-21 CDBG-CV3 AB Christian Learning Center {103166-991925}	05L	LMC	$1,528.89
	7583	6532321	20-21 CDBG-CV3 Boys & Girls Clubs of Greater Tarrant County {103166-	05D	LMC	$25,412.35
		6538339	20-21 CDBG-CV3 Boys & Girls Clubs of Greater Tarrant County {103166-	05D	LMC	$5,445.09
		6557377	20-21 CDBG-CV3 Boys & Girls Clubs of Greater Tarrant County {103166-	05D	LMC	$7,617.39
		6557378	20-21 CDBG-CV3 Boys & Girls Clubs of Greater Tarrant County {103166-	05D	LMC	$13,096.91
		6567927	20-21 CDBG-CV3 Boys & Girls Clubs of Greater Tarrant County {103166-	05D	LMC	$6,955.41
		6590586	20-21 CDBG-CV3 Boys & Girls Clubs of Greater Tarrant County {103166-	05D	LMC	$15,626.94
		6590587	20-21 CDBG-CV3 Boys & Girls Clubs of Greater Tarrant County {103166-	05D	LMC	$12,566.26
		6592820	20-21 CDBG-CV3 Boys & Girls Clubs of Greater Tarrant County {103166-	05D	LMC	$7,038.15
		6603667	20-21 CDBG-CV3 Boys & Girls Clubs of Greater Tarrant County {103166-	05D	LMC	$4,104.17
		6634305	20-21 CDBG-CV3 Boys & Girls Clubs of Greater Tarrant County {103166-	05D	LMC	$5,240.67
		6634306	20-21 CDBG-CV3 Boys & Girls Clubs of Greater Tarrant County {103166-	05D	LMC	$5,225.26
		6639529	20-21 CDBG-CV3 Boys & Girls Clubs of Greater Tarrant County {103166-	05D	LMC	$5,861.90
		6656517	20-21 CDBG-CV3 Boys & Girls Clubs of Greater Tarrant County {103166-	05D	LMC	$6,633.72
		6672810	20-21 CDBG-CV3 Boys & Girls Clubs of Greater Tarrant County {103166-	05D	LMC	$10,821.17
		6684622	20-21 CDBG-CV3 Boys & Girls Clubs of Greater Tarrant County {103166-	05D	LMC	$12,354.10
		6697771	20-21 CDBG-CV3 Boys & Girls Clubs of Greater Tarrant County {103166-	05D	LMC	$13,631.69
		6697953	20-21 CDBG-CV3 Boys & Girls Clubs of Greater Tarrant County {103166-	05D	LMC	$72,857.46
	7588	6532318	20-21 CDBG-CV3 United Community Centers {103166-991930}	05L	LMC	$10,540.50
		6532319	20-21 CDBG-CV3 United Community Centers {103166-991930}	05L	LMC	$7,912.50
		6533391	20-21 CDBG-CV3 United Community Centers {103166-991930}	05L	LMC	$11,241.00
		6544595	20-21 CDBG-CV3 United Community Centers {103166-991930}	05L	LMC	$18,613.00
		6552537	20-21 CDBG-CV3 United Community Centers {103166-991930}	05L	LMC	$12,861.25
		6567725	20-21 CDBG-CV3 United Community Centers {103166-991930}	05L	LMC	$20,847.75
		6600433	20-21 CDBG-CV3 United Community Centers {103166-991930}	05L	LMC	$8,762.75
		6600453	20-21 CDBG-CV3 United Community Centers {103166-991930}	05L	LMC	$9,287.25
		6600463	20-21 CDBG-CV3 United Community Centers {103166-991930}	05L	LMC	$8,964.50
		6600482	20-21 CDBG-CV3 United Community Centers {103166-991930}	05L	LMC	$13,867.50
		6634302	20-21 CDBG-CV3 United Community Centers {103166-991930}	05L	LMC	$10,093.00
		6634303	20-21 CDBG-CV3 United Community Centers {103166-991930}	05L	LMC	$27,320.15
		6647251	20-21 CDBG-CV3 United Community Centers {103166-991930}	05L	LMC	$39,364.75
		6672838	20-21 CDBG-CV3 United Community Centers {103166-991930}	05L	LMC	$324.10
9	7584	6520953	20-21 CDBG-CV3 Camp Fire First Texas {103166-991935}	05D	LMC	$2,115.43
		6532323	20-21 CDBG-CV3 Camp Fire First Texas {103166-991935}	05D	LMC	$3,161.39
		6532324	20-21 CDBG-CV3 Camp Fire First Texas {103166-991935}	05D	LMC	$6,483.98
		6557380	20-21 CDBG-CV3 Camp Fire First Texas {103166-991935}	05D	LMC	$4,621.77
		6590588	20-21 CDBG-CV3 Camp Fire First Texas {103166-991935}	05D	LMC	$17,003.79
		6590591	20-21 CDBG-CV3 Camp Fire First Texas {103166-991935}	05D	LMC	$4,045.27
		6639532	20-21 CDBG-CV3 Camp Fire First Texas {103166-991935}	05D	LMC	$873.50
		6639535	20-21 CDBG-CV3 Camp Fire First Texas {103166-991935}	05D	LMC	$293.75
		6639537	20-21 CDBG-CV3 Camp Fire First Texas {103166-991935}	05D	LMC	$1,521.26
		6684551	20-21 CDBG-CV3 Camp Fire First Texas {103166-991935}	05D	LMC	$3,274.75
		6684561	20-21 CDBG-CV3 Camp Fire First Texas {103166-991935}	05D	LMC	$1,044.39
		6684627	20-21 CDBG-CV3 Camp Fire First Texas {103166-991935}	05D	LMC	$2,634.75
		6684628	20-21 CDBG-CV3 Camp Fire First Texas {103166-991935}	05D	LMC	$5,989.00
		6697954	20-21 CDBG-CV3 Camp Fire First Texas {103166-991935}	05D	LMC	$2,798.96
		6697955	20-21 CDBG-CV3 Camp Fire First Texas {103166-991935}	05D	LMC	$5,935.21
		6719385	20-21 CDBG-CV3 Camp Fire First Texas {103166-991935}	05D	LMC	$5,825.52
	7585	6592827	20-21 CDBG-CV3 Clayton Youth Enrichment {103166-991927}	05D	LMC	$116,420.17
		6600464	20-21 CDBG-CV3 Clayton Youth Enrichment {103166-991927}	05D	LMC	$11,720.93
		6600468	20-21 CDBG-CV3 Clayton Youth Enrichment {103166-991927}	05D	LMC	$13,489.10
		6600471	20-21 CDBG-CV3 Clayton Youth Enrichment {103166-991927}	05D	LMC	$10,287.63
		6600473	20-21 CDBG-CV3 Clayton Youth Enrichment {103166-991927}	05D	LMC	$5,792.71
		6603664	20-21 CDBG-CV3 Clayton Youth Enrichment {103166-991927}	05D	LMC	$7,947.46
		6634298	20-21 CDBG-CV3 Clayton Youth Enrichment {103166-991927}	05D	LMC	$10,991.29
		6634300	20-21 CDBG-CV3 Clayton Youth Enrichment {103166-991927}	05D	LMC	$19,451.87
		6639525	20-21 CDBG-CV3 Clayton Youth Enrichment {103166-991927}	05D	LMC	$12,961.12
		6672832	20-21 CDBG-CV3 Clayton Youth Enrichment {103166-991927}	05D	LMC	$16,185.89
		6697756	20-21 CDBG-CV3 Clayton Youth Enrichment {103166-991927}	05D	LMC	$46,961.01
		6697758	20-21 CDBG-CV3 Clayton Youth Enrichment {103166-991927}	05D	LMC	$17,218.27
		6697760	20-21 CDBG-CV3 Clayton Youth Enrichment {103166-991927}	05D	LMC	$6,555.66
	7586	6520954	20-21 CDBG-CV3 Fort Worth SPARC {103166-991988}	05D	LMC	$59,593.33
		6544601	20-21 CDBG-CV3 Fort Worth SPARC {103166-991988}	05D	LMC	$19,392.15
		6634314	20-21 CDBG-CV3 Fort Worth SPARC {103166-991988}	05D	LMC	$11,774.09
		6634315	20-21 CDBG-CV3 Fort Worth SPARC {103166-991988}	05D	LMC	$19,312.00
		6639540	20-21 CDBG-CV3 Fort Worth SPARC {103166-991988}	05D	LMC	$21,386.23

		6673435	20-21 CDBG-CV3 Fort Worth SPARC {103166-991988}	05D	LMC	$2,350.00
		6686673	20-21 CDBG-CV3 Fort Worth SPARC {103166-991988}	05D	LMC	$29,560.00
	7587	6520952	20-21 CDBG-CV3 Girls Inc {103166-991936}	05D	LMC	$11,207.04
		6544596	20-21 CDBG-CV3 Girls Inc {103166-991936}	05D	LMC	$27,763.32
		6552549	20-21 CDBG-CV3 Girls Inc {103166-991936}	05D	LMC	$18,702.37
		6552551	20-21 CDBG-CV3 Girls Inc {103166-991936}	05D	LMC	$15,769.01
		6570249	20-21 CDBG-CV3 Girls Inc {103166-991936}	05D	LMC	$11,885.78
		6570252	20-21 CDBG-CV3 Girls Inc {103166-991936}	05D	LMC	$13,289.24
		6590594	20-21 CDBG-CV3 Girls Inc {103166-991936}	05D	LMC	$21,369.34
		6590595	20-21 CDBG-CV3 Girls Inc {103166-991936}	05D	LMC	$22,269.01
		6592821	20-21 CDBG-CV3 Girls Inc {103166-991936}	05D	LMC	$21,248.52
		6603668	20-21 CDBG-CV3 Girls Inc {103166-991936}	05D	LMC	$21,544.90
		6634307	20-21 CDBG-CV3 Girls Inc {103166-991936}	05D	LMC	$22,530.28
		6634310	20-21 CDBG-CV3 Girls Inc {103166-991936}	05D	LMC	$22,145.76
		6672843	20-21 CDBG-CV3 Girls Inc {103166-991936}	05D	LMC	$21,767.34
		6672846	20-21 CDBG-CV3 Girls Inc {103166-991936}	05D	LMC	$23,512.81
		6672855	20-21 CDBG-CV3 Girls Inc {103166-991936}	05D	LMC	$20,171.70
		6684554	20-21 CDBG-CV3 Girls Inc {103166-991936}	05D	LMC	$763.38
	7589	6590585	20-21 CDBG-CV3 YMCA {103166-991928}	05D	LMC	$19,612.39
	7590	6590599	20-21 CDBG-CV3 AVANCE {103166-9919W1}	05D	LMC	$6,339.58
		6592808	20-21 CDBG-CV3 AVANCE {103166-9919W1}	05D	LMC	$5,795.72
		6592810	20-21 CDBG-CV3 AVANCE {103166-9919W1}	05D	LMC	$6,007.68
		6600423	20-21 CDBG-CV3 AVANCE {103166-9919W1}	05D	LMC	$3,967.48
		6600487	20-21 CDBG-CV3 AVANCE {103166-9919W1}	05D	LMC	$5,117.58
		6634330	20-21 CDBG-CV3 AVANCE {103166-9919W1}	05D	LMC	$3,348.42
		6634331	20-21 CDBG-CV3 AVANCE {103166-9919W1}	05D	LMC	$4,332.66
		6639544	20-21 CDBG-CV3 AVANCE {103166-9919W1}	05D	LMC	$3,856.32
		6656508	20-21 CDBG-CV3 AVANCE {103166-9919W1}	05D	LMC	$3,549.00
		6673478	20-21 CDBG-CV3 AVANCE {103166-9919W1}	05D	LMC	$3,157.00
	7591	6520950	20-21 CDBG-CV3 Fortress {103166-9919W2}	05D	LMC	$10,066.63
		6544606	20-21 CDBG-CV3 Fortress {103166-9919W2}	05D	LMC	$1,999.98
		6557382	20-21 CDBG-CV3 Fortress {103166-9919W2}	05D	LMC	$4,172.00
		6557388	20-21 CDBG-CV3 Fortress {103166-9919W2}	05D	LMC	$7,675.25
		6567925	20-21 CDBG-CV3 Fortress {103166-9919W2}	05D	LMC	$2,100.00
		6590601	20-21 CDBG-CV3 Fortress {103166-9919W2}	05D	LMC	$4,506.08
		6590602	20-21 CDBG-CV3 Fortress {103166-9919W2}	05D	LMC	$2,100.00
		6592836	20-21 CDBG-CV3 Fortress {103166-9919W2}	05D	LMC	$2,240.00
		6603673	20-21 CDBG-CV3 Fortress {103166-9919W2}	05D	LMC	$2,240.00
		6634332	20-21 CDBG-CV3 Fortress {103166-9919W2}	05D	LMC	$2,240.00
		6634334	20-21 CDBG-CV3 Fortress {103166-9919W2}	05D	LMC	$2,240.00
		6639546	20-21 CDBG-CV3 Fortress {103166-9919W2}	05D	LMC	$2,240.00
		6656507	20-21 CDBG-CV3 Fortress {103166-9919W2}	05D	LMC	$1,180.06
	7592	6532326	20-21 CDBG-CV3 Literacy United{103166-9919W4}	05D	LMC	$19,516.01
		6533388	20-21 CDBG-CV3 Literacy United{103166-9919W4}	05D	LMC	$3,642.66
		6544607	20-21 CDBG-CV3 Literacy United{103166-9919W4}	05D	LMC	$3,899.49
		6552546	20-21 CDBG-CV3 Literacy United{103166-9919W4}	05D	LMC	$3,849.44
		6590603	20-21 CDBG-CV3 Literacy United{103166-9919W4}	05D	LMC	$3,625.98
		6590604	20-21 CDBG-CV3 Literacy United{103166-9919W4}	05D	LMC	$3,737.87
		6600411	20-21 CDBG-CV3 Literacy United{103166-9919W4}	05D	LMC	$3,330.75
		6600420	20-21 CDBG-CV3 Literacy United{103166-9919W4}	05D	LMC	$3,357.84
	7593	6533387	20-21 CDBG-CV3 Rivertree Academy {103166-9919W5}	05D	LMC	$10,709.76
		6552544	20-21 CDBG-CV3 Rivertree Academy {103166-9919W5}	05D	LMC	$405.81
		6592813	20-21 CDBG-CV3 Rivertree Academy {103166-9919W5}	05D	LMC	$2,505.00
		6592815	20-21 CDBG-CV3 Rivertree Academy {103166-9919W5}	05D	LMC	$1,852.50
		6592818	20-21 CDBG-CV3 Rivertree Academy {103166-9919W5}	05D	LMC	$3,296.50
		6603674	20-21 CDBG-CV3 Rivertree Academy {103166-9919W5}	05D	LMC	$2,430.00
		6603675	20-21 CDBG-CV3 Rivertree Academy {103166-9919W5}	05D	LMC	$2,070.00
		6634335	20-21 CDBG-CV3 Rivertree Academy {103166-9919W5}	05D	LMC	$2,753.10
		6684567	20-21 CDBG-CV3 Rivertree Academy {103166-9919W5}	05D	LMC	$1,357.50
12	7709	6741896	20-21 The Salvation Army- Red Shield Emergency Shelter {102718-9919F2}	05Z	LMC	$8,415.37
		6741902	20-21 The Salvation Army- Red Shield Emergency Shelter {102718-9919F2}	05Z	LMC	$8,498.87
		6745535	20-21 The Salvation Army- Red Shield Emergency Shelter {102718-9919F2}	05Z	LMC	$8,671.45
		6745536	20-21 The Salvation Army- Red Shield Emergency Shelter {102718-9919F2}	05Z	LMC	$8,706.14
		6745537	20-21 The Salvation Army- Red Shield Emergency Shelter {102718-9919F2}	05Z	LMC	$9,150.11
		6762208	20-21 The Salvation Army- Red Shield Emergency Shelter {102718-9919F2}	05Z	LMC	$11,815.38
		6775966	20-21 The Salvation Army- Red Shield Emergency Shelter {102718-9919F2}	05Z	LMC	$8,180.51

			6787433	20-21 The Salvation Army- Red Shield Emergency Shelter {102718-9919F2}	05Z	LMC	$7,682.36
			6802233	20-21 The Salvation Army- Red Shield Emergency Shelter {102718-9919F2}	05Z	LMC	$207.81
			6811820	20-21 The Salvation Army- Red Shield Emergency Shelter {102718-9919F2}	05Z	LMC	$3,672.00
Total							**$4,877,946.01**

LINE 19 DETAIL: ACTIVITIES INCLUDED IN THE COMPUTATION OF LINE 19

Plan Year	IDIS Project	IDIS Activity	Voucher Number	Activity Name	Matrix Code	National Objective	Drawn Amount
2019	25	7492	6415116	19-20 CDBG-CV City of Fort Worth - NSD Administration	21A		$28,822.26
			6416148	19-20 CDBG-CV City of Fort Worth - NSD Administration	21A		$4,976.36
			6417310	19-20 CDBG-CV City of Fort Worth - NSD Administration	21A		$8,611.32
			6431187	19-20 CDBG-CV City of Fort Worth - NSD Administration	21A		$7,344.68
			6482532	19-20 CDBG-CV City of Fort Worth - NSD Administration	21A		$3,131.86
			6482533	19-20 CDBG-CV City of Fort Worth - NSD Administration	21A		$5,200.41
			6482534	19-20 CDBG-CV City of Fort Worth - NSD Administration	21A		$4,008.58
			6482535	19-20 CDBG-CV City of Fort Worth - NSD Administration	21A		$6,378.37
			6482536	19-20 CDBG-CV City of Fort Worth - NSD Administration	21A		$8,609.17
			6482537	19-20 CDBG-CV City of Fort Worth - NSD Administration	21A		$207.52
			6503747	19-20 CDBG-CV City of Fort Worth - NSD Administration	21A		$6,711.31
			6503749	19-20 CDBG-CV City of Fort Worth - NSD Administration	21A		$6,020.09
			6550485	19-20 CDBG-CV City of Fort Worth - NSD Administration	21A		$5,056.99
			6550486	19-20 CDBG-CV City of Fort Worth - NSD Administration	21A		$7,919.21
			6550487	19-20 CDBG-CV City of Fort Worth - NSD Administration	21A		$6,296.80
			6550488	19-20 CDBG-CV City of Fort Worth - NSD Administration	21A		$7,191.28
			6567346	19-20 CDBG-CV City of Fort Worth - NSD Administration	21A		$6,723.56
			6617538	19-20 CDBG-CV City of Fort Worth - NSD Administration	21A		$7,051.91
			6617539	19-20 CDBG-CV City of Fort Worth - NSD Administration	21A		$4,360.37
			6617540	19-20 CDBG-CV City of Fort Worth - NSD Administration	21A		$1,588.11
			6617542	19-20 CDBG-CV City of Fort Worth - NSD Administration	21A		$6,543.26
			6617543	19-20 CDBG-CV City of Fort Worth - NSD Administration	21A		$3,642.47
			6669911	19-20 CDBG-CV City of Fort Worth - NSD Administration	21A		$3,669.89
			6669912	19-20 CDBG-CV City of Fort Worth - NSD Administration	21A		$4,207.39
			6669913	19-20 CDBG-CV City of Fort Worth - NSD Administration	21A		$7,631.15
			6669914	19-20 CDBG-CV City of Fort Worth - NSD Administration	21A		$5,111.04
			6698172	19-20 CDBG-CV City of Fort Worth - NSD Administration	21A		$4,470.65
			6698175	19-20 CDBG-CV City of Fort Worth - NSD Administration	21A		$3,878.27
			6698181	19-20 CDBG-CV City of Fort Worth - NSD Administration	21A		$3,262.98
			6732384	19-20 CDBG-CV City of Fort Worth - NSD Administration	21A		$3,416.74
			6732385	19-20 CDBG-CV City of Fort Worth - NSD Administration	21A		$1,312.83
			6732386	19-20 CDBG-CV City of Fort Worth - NSD Administration	21A		$2,361.10
			6743787	19-20 CDBG-CV City of Fort Worth - NSD Administration	21A		$2,557.34
			6743788	19-20 CDBG-CV City of Fort Worth - NSD Administration	21A		$2,480.08
			6786332	19-20 CDBG-CV City of Fort Worth - NSD Administration	21A		$10,597.26
			6786333	19-20 CDBG-CV City of Fort Worth - NSD Administration	21A		$10,967.65
			6786334	19-20 CDBG-CV City of Fort Worth - NSD Administration	21A		$10,561.54
			6804151	19-20 CDBG-CV City of Fort Worth - NSD Administration	21A		$5,987.21
			6834591	19-20 CDBG-CV City of Fort Worth - NSD Administration	21A		$2,893.29
			6834593	19-20 CDBG-CV City of Fort Worth - NSD Administration	21A		$5,715.60
			6834596	19-20 CDBG-CV City of Fort Worth - NSD Administration	21A		$14,663.62
2020	1	7573	6482547	202-21 CDBG-CV3 City of Fort Worth - NSD Administration	21A		$3,179.59
			6482548	202-21 CDBG-CV3 City of Fort Worth - NSD Administration	21A		$4,617.49
			6503750	202-21 CDBG-CV3 City of Fort Worth - NSD Administration	21A		$4,839.37
			6503751	202-21 CDBG-CV3 City of Fort Worth - NSD Administration	21A		$3,346.07
			6550498	202-21 CDBG-CV3 City of Fort Worth - NSD Administration	21A		$4,161.98
			6550501	202-21 CDBG-CV3 City of Fort Worth - NSD Administration	21A		$2,571.71
			6550502	202-21 CDBG-CV3 City of Fort Worth - NSD Administration	21A		$1,324.94
			6550503	202-21 CDBG-CV3 City of Fort Worth - NSD Administration	21A		$1,940.04
			6567350	202-21 CDBG-CV3 City of Fort Worth - NSD Administration	21A		$20,928.70
			6617545	202-21 CDBG-CV3 City of Fort Worth - NSD Administration	21A		$4,543.34
			6617546	202-21 CDBG-CV3 City of Fort Worth - NSD Administration	21A		$17,565.43
			6617547	202-21 CDBG-CV3 City of Fort Worth - NSD Administration	21A		$7,608.51
			6617548	202-21 CDBG-CV3 City of Fort Worth - NSD Administration	21A		$7,790.11
			6617549	202-21 CDBG-CV3 City of Fort Worth - NSD Administration	21A		$7,117.87
			6669915	202-21 CDBG-CV3 City of Fort Worth - NSD Administration	21A		$8,729.97
			6669916	202-21 CDBG-CV3 City of Fort Worth - NSD Administration	21A		$16,371.22
			6669918	202-21 CDBG-CV3 City of Fort Worth - NSD Administration	21A		$6,541.29

	6669919	202-21 CDBG-CV3 City of Fort Worth - NSD Administration	21A	$37,338.75
	6698194	202-21 CDBG-CV3 City of Fort Worth - NSD Administration	21A	$22,518.03
	6698198	202-21 CDBG-CV3 City of Fort Worth - NSD Administration	21A	$38,966.80
	6698202	202-21 CDBG-CV3 City of Fort Worth - NSD Administration	21A	$21,803.61
	6732388	202-21 CDBG-CV3 City of Fort Worth - NSD Administration	21A	$20,711.94
	6732389	202-21 CDBG-CV3 City of Fort Worth - NSD Administration	21A	$17,421.78
	6732390	202-21 CDBG-CV3 City of Fort Worth - NSD Administration	21A	$16,623.95
	6743789	202-21 CDBG-CV3 City of Fort Worth - NSD Administration	21A	$16,579.56
	6743790	202-21 CDBG-CV3 City of Fort Worth - NSD Administration	21A	$13,988.18
	6786335	202-21 CDBG-CV3 City of Fort Worth - NSD Administration	21A	$16,365.69
	6786336	202-21 CDBG-CV3 City of Fort Worth - NSD Administration	21A	$5,823.24
	6786337	202-21 CDBG-CV3 City of Fort Worth - NSD Administration	21A	$5,958.93
	6804163	202-21 CDBG-CV3 City of Fort Worth - NSD Administration	21A	$7,721.10
	6834597	202-21 CDBG-CV3 City of Fort Worth - NSD Administration	21A	$8,120.63
	6834598	202-21 CDBG-CV3 City of Fort Worth - NSD Administration	21A	$4,735.33
	6834599	202-21 CDBG-CV3 City of Fort Worth - NSD Administration	21A	$11,737.68
Total				**$641,734.35**

SUMMARY OF PR07- DRAWDOWN REPORT AND CR15 AMOUNTS

Sum of Drawn Amount	Column Labels				CR-15	PR-26
Row Labels	PY	Y	Program Year	Grand Total	Total	Line 15
CDBG	**1,171,076.32**	**1,433,868.55**	**8,253,426.24**	**10,858,371.11**	9,687,294.79	9,687,294.79
2013	146,821.97		295,604.22	442,426.19		
2014		11,546.07	2,552.00	14,098.07		
2015		6,400.00	131,783.67	138,183.67		
2016			4,693.96	4,693.96		
2017	54,414.05	1,791.30	26,342.66	82,548.01		
2018		12,456.93	470,834.04	483,290.97		
2019	80,438.96	108,734.46	444,192.57	633,365.99		
2020	260,987.58	256,343.93	519,353.59	1,036,685.10		
2021	628,413.76	373,852.29	1,126,932.04	2,129,198.09		
2022		662,743.57	5,231,137.49	5,893,881.06		
CDBG-CV	**808,100.96**	**138,032.40**	**1,492,430.18**	**2,438,563.54**	1,630,462.58	
2020	808,100.96	138,032.40	1,492,430.18	2,438,563.54		
HESG	**8,485.27**		**646,311.35**	**654,796.62**	646,311.35	
2021	8,485.27		153,391.31	161,876.58		
2022			492,920.04	492,920.04		
HESG-CV	**217,393.52**		**1,772,212.11**	**1,989,605.63**	1,772,212.11	
2020	217,393.52		1,772,212.11	1,989,605.63		
HOME	**365,007.41**		**924,867.69**	**1,289,875.10**	924,867.69	
2017			86,943.10	86,943.10		
2018	72,307.61		50,000.00	122,307.61		
2019	235,814.89			235,814.89		
2020	56,884.91		621,913.98	678,798.89		
2021			166,010.61	166,010.61		
HOME-ARP	**19,164.44**		**31,571.93**	**50,736.37**	31,571.93	
2021	19,164.44		31,571.93	50,736.37		
HOPWA	**133,446.96**		**2,184,173.50**	**2,317,620.46**	2,184,173.50	
2020			151,799.23	151,799.23		
2021	133,446.96		852,703.39	986,150.35		
2022			1,179,670.88	1,179,670.88		
HOPWA-CV	**3,853.34**		**80,958.97**	**84,812.31**	80,958.97	
2020	3,853.34		80,958.97	84,812.31		
Grand Total	**2,726,528.22**	**1,571,900.95**	**15,385,951.97**	**19,684,381.14**	**16,957,852.92**	

Prepared by: Rhonda Hinz 11/19/2023

HOME MATCH LOG FY 2022 - 2023

Project Number (1)	Date Project Committed (2)	Project Address (3)	Project Type (4)	HOME Funds Expended (5)	Date HOME $ Expended (6)	Amount of Match Liability Incurred (7)	Value of Match Contribution (8)	Type of Match (9)	Date Match Recognized (10)	Balance After MATCH Applied
		Balance from L/Y								2,162,288.66
										$ 2,162,288.66
										$ 2,162,288.66
							190,074.24	PV of Yield forgone -Habitat &TDHCA Loans	9/30/2023	$ 2,352,362.90
7510	09/22/20	4444 Quail Trail	MF	$50,000.00		$ 12,500.00				$ 2,339,862.90
7537	01/02/21	Stop Six CNI - Cowan Place Senior Housing Dev	MF	$86,943.10		$ 21,735.78				$ 2,318,127.12
7537	01/02/21	Stop Six CNI - Cowan Place Senior Housing Dev	MF	$163,056.90		$ 40,764.23				$ 2,277,362.90
7598	06/16/21	1069 Kings Hwy	MF	$50,000.00		$ 12,500.00				$ 2,264,862.90
7608	08/04/21	2709 Ash Crescent St	SF	$22,307.61		$ 5,576.90				$ 2,259,286.00
7608	08/04/21	2709 Ash Crescent St	SF	$42,504.39		$ 10,626.10				$ 2,248,659.90
7608	12/07/22	2709 Ash Crescent Ave.	HAP	$9,034.00		$ 2,258.50				$ 2,246,401.40
7609	08/04/21	2712 Ash Crescent St	SF	$64,812.00		$ 16,203.00				$ 2,230,198.40
7609	12/20/22	2712 Ash Crescent Ave.	HAP	$16,749.00		$ 4,187.25				$ 2,226,011.15
7610	08/04/21	2713 Ash Crescent St	SF	$63,023.25		$ 15,755.81				$ 2,210,255.34
7610	08/09/22	2713 Ashcrescent	HAP	$14,999.00		$ 3,749.75				$ 2,206,505.59
7611	08/04/21	2750 Ash Crescent St	SF	$62,755.25		$ 15,688.81				$ 2,190,816.77
7611	11/10/22	2750 Ash Crescent	HAP	$14,500.00		$ 3,625.00				$ 2,187,191.77
7695	10/20/22	1119 E Baltimore Ave	HAP	$14,999.00		$ 3,749.75				$ 2,183,442.02
7696	12/01/22	5920 Wilkes	HAP	$14,994.00		$ 3,748.50				$ 2,179,693.52
7705	09/28/22	1516 Stafford Dr.	HAP	$14,999.00		$ 3,749.75				$ 2,175,943.77
7707	11/09/22	3005 Ross Ave	HAP	$14,999.00		$ 3,749.75				$ 2,172,194.02
7708	11/09/22	1100 E Baltimore Ave	HAP	$14,999.00		$ 3,749.75				$ 2,168,444.27
7744	11/22/22	1242 E. Baltimore Ave	HAP	$14,999.00		$ 3,749.75				$ 2,164,694.52
7745	11/22/22	1415 E. Baltimore	HAP	$14,999.00		$ 3,749.75				$ 2,160,944.77
7746	11/22/22	1402 E. Baltimore	HAP	$14,999.00		$ 3,749.75				$ 2,157,195.02
7747	11/28/22	1243 E. Baltimore	HAP	$14,999.00		$ 3,749.75				$ 2,153,445.27
7748	11/30/22	1229 Cameron St	HAP	$14,999.00		$ 3,749.75				$ 2,149,695.52
7749	11/28/22	1209 E. Baltimore Ave	HAP	$14,999.00		$ 3,749.75				$ 2,145,945.77
7751	02/21/23	1038 E. Arlington Ave	HAP	$14,999.00		$ 3,749.75				$ 2,142,196.02
7752	02/09/23	1205 NW 15th	HAP	$14,999.00		$ 3,749.75				$ 2,138,446.27
7753	03/10/23	5912 Whittlesey Rd	HAP	$14,999.00		$ 3,749.75				$ 2,134,696.52
7756	04/13/23	2613 Coldstream Dr	HAP	$20,000.00		$ 5,000.00				$ 2,129,696.52
7757	04/14/23	1413 E. Arlington	HAP	$14,999.00		$ 3,749.75				$ 2,125,946.77
7759	04/18/23	5808 Baylor St	HAP	$14,999.00		$ 3,749.75				$ 2,122,197.02
7760	05/03/23	6720 Stony Point Rd.	HAP	$14,999.00		$ 3,749.75				$ 2,118,447.27
7762	05/30/23	5921 Humbert Ave	HAP	$17,598.00		$ 4,399.50				$ 2,114,047.77
7763	05/04/23	1334 E. Arlington	HAP	$14,999.00		$ 3,749.75				$ 2,110,298.02
7764	06/15/23	1029 E. Richmond Ave	HAP	$14,999.00		$ 3,749.75				$ 2,106,548.27
7765	06/27/23	1247 E. Arlington Ave.	HAP	$14,999.00		$ 3,749.75				$ 2,102,798.52
7766	06/26/23	5013 Gorden Ave	HAP	$14,999.00		$ 3,749.75				$ 2,099,048.77
7768	06/17/23	1429 E. Jefferson Ave	HAP	$14,999.00		$ 3,749.75				$ 2,095,299.02
7769	07/11/23	4602 Jolly Ct	HAP	$14,999.00		$ 3,749.75				$ 2,091,549.27
7777	08/14/23	8644 Thicket Ridge St	HAP	$14,999.00		$ 3,749.75				$ 2,087,799.52
7781	09/13/23	8325 Tallahassee	HAP	$20,000.00		$ 5,000.00				$ 2,082,799.52
		Subtotal		**$1,078,253.50**		**$ 269,563.38**	**$ 190,074.24**			
		Balance Forward		**$ -**		**$ -**	**$ 2,162,288.66**			
		Total		**$ 1,078,253.50**		**$ 269,563.38**	**$ 2,352,362.90**			
		Balance as of 10/01/23					**$ 2,082,799.52**			

PR07 - Drawdown Report by Voucher Number - Vouchers Submitted to Loccs

Voucher Number	Line Item	IDIS Project ID	IDIS Act ID	Voucher Created	Voucher Status	Status Date	LOCCS Send Date	Grant Number	CARES Act	Grant Year	Fund Type	Recipient TIN	Payee TIN	Program	PY	Drawn Amount
6688056	1	7	7510	10/4/2022	Completed	10/08/2022	10/7/2022	M18MC480204		2018	EN	756000528	756000528	HOME	PY	$ 50,000.00
6688203	1	1	7694	10/4/2022	Completed	10/08/2022	10/7/2022	M21MP480204		2021	AD	756000528	756000528	HOME-ARP	PY	$ 19,164.44
6689087	1	10	7546	10/6/2022	Completed	10/08/2022	10/7/2022	B20MC480010		2020	EN	756000528	756000528	CDBG	PY	$ 5,525.00
6692656	1	1	7548	10/17/2022	Completed	10/19/2022	10/18/2022	M20MC480204		2020	AD	756000528	756000528	HOME	PY	$ 11,887.91
6697352	1	13	7496	10/28/2022	Completed	11/03/2022	11/2/2022	E20MW480010	CARES	2020	EN	756000528	756000528	HESG-CV	PY	$ 4,929.36
6697355	1	13	7496	10/28/2022	Completed	11/03/2022	11/2/2022	E20MW480010	CARES	2020	EN	756000528	756000528	HESG-CV	PY	$ 6,773.17
6697356	1	13	7496	10/28/2022	Completed	11/03/2022	11/2/2022	E20MW480010	CARES	2020	EN	756000528	756000528	HESG-CV	PY	$ 106.48
6697359	1	13	7493	10/28/2022	Completed	11/03/2022	11/2/2022	E20MW480010	CARES	2020	EN	756000528	756000528	HESG-CV	PY	$ 7,936.00
6697360	1	13	7493	10/28/2022	Completed	11/03/2022	11/2/2022	E20MW480010	CARES	2020	EN	756000528	756000528	HESG-CV	PY	$ 5,664.00
6697362	1	13	7552	10/28/2022	Completed	11/03/2022	11/2/2022	E20MW480010	CARES	2020	EN	756000528	756000528	HESG-CV	PY	$ 76,178.52
6697363	1	13	7580	10/28/2022	Completed	11/03/2022	11/2/2022	E20MW480010	CARES	2020	EN	756000528	756000528	HESG-CV	PY	$ 13,173.35
6697365	1	13	7580	10/28/2022	Completed	11/03/2022	11/2/2022	E20MW480010	CARES	2020	EN	756000528	756000528	HESG-CV	PY	$ 5,187.13
6697368	1	13	7493	10/28/2022	Completed	11/03/2022	11/2/2022	E20MW480010	CARES	2020	EN	756000528	756000528	HESG-CV	PY	$ 12,539.14
6697369	1	13	7493	10/28/2022	Completed	11/03/2022	11/2/2022	E20MW480010	CARES	2020	EN	756000528	756000528	HESG-CV	PY	$ 2,855.30
6697370	1	13	7496	10/28/2022	Completed	11/03/2022	11/2/2022	E20MW480010	CARES	2020	EN	756000528	756000528	HESG-CV	PY	$ 16,293.07
6697371	1	13	7496	10/28/2022	Completed	11/03/2022	11/2/2022	E20MW480010	CARES	2020	EN	756000528	756000528	HESG-CV	PY	$ 3,004.39
6697373	1	13	7659	10/28/2022	Completed	11/03/2022	11/2/2022	E21MC480010		2021	EN	756000528	756000528	HESG	PY	$ 156.39
6697376	1	13	7660	10/28/2022	Completed	11/03/2022	11/2/2022	E21MC480010		2021	EN	756000528	756000528	HESG	PY	$ 3,859.31
6697378	1	13	7659	10/28/2022	Completed	11/03/2022	11/2/2022	E21MC480010		2021	EN	756000528	756000528	HESG	PY	$ 4,154.26
6697379	1	13	7659	10/28/2022	Completed	11/03/2022	11/2/2022	E21MC480010		2021	EN	756000528	756000528	HESG	PY	$ 315.31
6697381	1	13	7493	10/28/2022	Completed	11/03/2022	11/2/2022	E20MW480010	CARES	2020	EN	756000528	756000528	HESG-CV	PY	$ 9,653.81
6697382	1	13	7493	10/28/2022	Completed	11/03/2022	11/2/2022	E20MW480010	CARES	2020	EN	756000528	756000528	HESG-CV	PY	$ 2,375.71
6697384	1	13	7493	10/28/2022	Completed	11/03/2022	11/2/2022	E20MW480010	CARES	2020	EN	756000528	756000528	HESG-CV	PY	$ 7,728.88
6697386	1	13	7493	10/28/2022	Completed	11/03/2022	11/2/2022	E20MW480010	CARES	2020	EN	756000528	756000528	HESG-CV	PY	$ 7,289.37
6697387	1	13	7493	10/28/2022	Completed	11/03/2022	11/2/2022	E20MW480010	CARES	2020	EN	756000528	756000528	HESG-CV	PY	$ 2,030.23
6697692	1	3	7639	10/31/2022	Completed	11/04/2022	11/3/2022	B21MC480010		2021	PI	756000528	756000528	CDBG	PY	$ 7,718.93
6697692	2	3	7639	10/31/2022	Completed	11/04/2022	11/3/2022	B17MC480010		2017	EN	756000528	756000528	CDBG	PY	$ 2,089.96
6697692	3	3	7639	10/31/2022	Completed	11/04/2022	11/3/2022	B21MC480010		2021	EN	756000528	756000528	CDBG	PY	$ 138,254.61
6697694	1	3	7530	10/31/2022	Completed	11/04/2022	11/3/2022	B20MC480010		2020	EN	756000528	756000528	CDBG	PY	$ 78,300.28
6697700	1	1	7632	10/31/2022	Completed	11/04/2022	11/3/2022	B21MC480010		2021	AD	756000528	756000528	CDBG	PY	$ 1,141.67
6697702	1	1	7633	10/31/2022	Completed	11/04/2022	11/3/2022	B21MC480010		2021	AD	756000528	756000528	CDBG	PY	$ 26,994.73
6697704	1	1	7634	10/31/2022	Completed	11/04/2022	11/3/2022	B21MC480010		2021	AD	756000528	756000528	CDBG	PY	$ 40,319.99
6697707	1	1	7635	10/31/2022	Completed	11/04/2022	11/3/2022	B21MC480010		2021	AD	756000528	756000528	CDBG	PY	$ 19,196.03
6697711	1	2	7636	10/31/2022	Completed	11/04/2022	11/3/2022	B21MC480010		2021	EN	756000528	756000528	CDBG	PY	$ 13,416.66
6697716	1	2	7637	10/31/2022	Completed	11/04/2022	11/3/2022	B21MC480010		2021	EN	756000528	756000528	CDBG	PY	$ 50,222.57
6697729	1	1	7632	10/31/2022	Completed	11/04/2022	11/3/2022	B21MC480010		2021	AD	756000528	756000528	CDBG	PY	$ 1,276.59
6697732	1	1	7633	10/31/2022	Completed	11/04/2022	11/3/2022	B21MC480010		2021	AD	756000528	756000528	CDBG	PY	$ 27,714.53
6697733	1	1	7634	10/31/2022	Completed	11/04/2022	11/3/2022	B21MC480010		2021	AD	756000528	756000528	CDBG	PY	$ 31,695.27
6697736	1	1	7635	10/31/2022	Completed	11/04/2022	11/3/2022	B21MC480010		2021	AD	756000528	756000528	CDBG	PY	$ 47,653.92
6697738	1	2	7636	10/31/2022	Completed	11/04/2022	11/3/2022	B21MC480010		2021	EN	756000528	756000528	CDBG	PY	$ 11,364.89
6697740	1	2	7637	10/31/2022	Completed	11/04/2022	11/3/2022	B21MC480010		2021	EN	756000528	756000528	CDBG	PY	$ 48,027.91
6697747	1	3	7623	10/31/2022	Completed	11/04/2022	11/3/2022	B17MC480010		2017	EN	756000528	756000528	CDBG	PY	$ 8,436.50
6697756	1	9	7585	10/31/2022	Completed	11/03/2022	11/2/2022	B20MW480010	CARES	2020	EN	756000528	756000528	CDBG-CV	PY	$ 46,961.01
6697758	1	9	7585	10/31/2022	Completed	11/03/2022	11/2/2022	B20MW480010	CARES	2020	EN	756000528	756000528	CDBG-CV	PY	$ 17,218.27
6697760	1	9	7585	10/31/2022	Completed	11/03/2022	11/2/2022	B20MW480010	CARES	2020	EN	756000528	756000528	CDBG-CV	PY	$ 6,555.66
6697768	1	20	7596	10/31/2022	Completed	11/03/2022	11/2/2022	B20MW480010	CARES	2020	EN	756000528	756000528	CDBG-CV	PY	$ 37,492.87
6697771	1	8	7583	10/31/2022	Completed	11/03/2022	11/2/2022	B20MW480010	CARES	2020	EN	756000528	756000528	CDBG-CV	PY	$ 13,631.69
6697774	1	18	7594	10/31/2022	Completed	11/02/2022	11/1/2022	B20MW480010	CARES	2020	EN	756000528	756000528	CDBG-CV	PY	$ 2,490.50
6697776	1	20	7597	10/31/2022	Completed	11/03/2022	11/2/2022	B20MW480010	CARES	2020	EN	756000528	756000528	CDBG-CV	PY	$ 9,333.55
6697781	1	8	7542	10/31/2022	Completed	11/03/2022	11/2/2022	B20MC480010		2020	EN	756000528	756000528	CDBG	PY	$ 961.29
6697783	1	9	7543	10/31/2022	Completed	11/03/2022	11/2/2022	B20MC480010		2020	EN	756000528	756000528	CDBG	PY	$ 6,467.71
6697785	1	10	7653	10/31/2022	Completed	11/03/2022	11/2/2022	B21MC480010		2021	EN	756000528	756000528	CDBG	PY	$ 3,364.61
6697786	1	10	7546	10/31/2022	Completed	11/03/2022	11/2/2022	B20MC480010		2020	EN	756000528	756000528	CDBG	PY	$ 2,147.89
6697787	1	8	7582	10/31/2022	Completed	11/02/2022	11/1/2022	B20MW480010	CARES	2020	EN	756000528	756000528	CDBG-CV	PY	$ 1,528.89
6697828	1	5	7641	10/31/2022	Completed	11/02/2022	11/1/2022	B21MC480010		2021	EN	756000528	756000528	CDBG	PY	$ 4,378.00
6697829	1	5	7641	10/31/2022	Completed	11/02/2022	11/1/2022	B21MC480010		2021	EN	756000528	756000528	CDBG	PY	$ 7,907.00
6697830	1	6	7642	10/31/2022	Completed	11/02/2022	11/1/2022	B21MC480010		2021	EN	756000528	756000528	CDBG	PY	$ 6,801.18
6697832	1	6	7642	10/31/2022	Completed	11/02/2022	11/1/2022	B21MC480010		2021	EN	756000528	756000528	CDBG	PY	$ 8,882.27
6697834	1	12	7656	10/31/2022	Completed	11/02/2022	11/1/2022	B21MC480010		2021	EN	756000528	756000528	CDBG	PY	$ 13,116.05
6697835	1	12	7656	10/31/2022	Completed	11/02/2022	11/1/2022	B21MC480010		2021	EN	756000528	756000528	CDBG	PY	$ 1,560.19
6697838	1	8	7645	10/31/2022	Completed	11/02/2022	11/1/2022	B21MC480010		2021	EN	756000528	756000528	CDBG	PY	$ 20,612.21
6697842	1	8	7646	10/31/2022	Completed	11/02/2022	11/1/2022	B21MC480010		2021	EN	756000528	756000528	CDBG	PY	$ 5,130.62
6697843	1	9	7648	10/31/2022	Completed	11/02/2022	11/1/2022	B21MC480010		2021	EN	756000528	756000528	CDBG	PY	$ 987.53
6697844	1	7	7644	10/31/2022	Completed	11/02/2022	11/1/2022	B21MC480010		2021	EN	756000528	756000528	CDBG	PY	$ 10,031.86
6697845	1	7	7644	10/31/2022	Completed	11/02/2022	11/1/2022	B21MC480010		2021	EN	756000528	756000528	CDBG	PY	$ 9,553.13
6697847	1	6	7643	10/31/2022	Completed	11/03/2022	11/2/2022	B21MC480010		2021	EN	756000528	756000528	CDBG	PY	$ 2,237.46

Voucher Number	Line Item	IDIS Project ID	IDIS Act ID	Voucher Created	Voucher Status	Status Date	LOCCS Send Date	Grant Number	CARES Act	Grant Year	Fund Type	Recipient TIN	Payee TIN	Program	PY	Drawn Amount
6697848	1	10	7654	10/31/2022	Completed	11/03/2022	11/2/2022	B21MC480010		2021	EN	756000528	756000528	CDBG	PY	$ 8,780.13
6697850	1	9	7649	10/31/2022	Completed	11/03/2022	11/2/2022	B21MC480010		2021	EN	756000528	756000528	CDBG	PY	$ 11,199.01
6697852	1	9	7649	10/31/2022	Completed	11/03/2022	11/2/2022	B21MC480010		2021	EN	756000528	756000528	CDBG	PY	$ 10,457.84
6697853	1	9	7651	10/31/2022	Completed	11/03/2022	11/2/2022	B21MC480010		2021	EN	756000528	756000528	CDBG	PY	$ 3,063.05
6697855	1	9	7651	10/31/2022	Completed	11/03/2022	11/2/2022	B21MC480010		2021	EN	756000528	756000528	CDBG	PY	$ 3,047.47
6697864	1	10	7546	10/31/2022	Completed	11/03/2022	11/2/2022	B20MC480010		2020	EN	756000528	756000528	CDBG	PY	$ 8,763.59
6697918	1	9	7650	10/31/2022	Completed	11/03/2022	11/2/2022	B21MC480010		2021	EN	756000528	756000528	CDBG	PY	$ 3,063.05
6697940	1	20	7477	10/31/2022	Completed	11/02/2022	11/1/2022	B20MW480010	CARES	2020	EN	756000528	756000528	CDBG-CV	PY	$ 69,412.00
6697943	1	20	7477	10/31/2022	Completed	11/02/2022	11/1/2022	B20MW480010	CARES	2020	EN	756000528	756000528	CDBG-CV	PY	$ 78,837.80
6697944	1	7	7474	10/31/2022	Completed	11/02/2022	11/1/2022	B20MW480010	CARES	2020	EN	756000528	756000528	CDBG-CV	PY	$ 21,525.51
6697945	1	7	7474	10/31/2022	Completed	11/02/2022	11/1/2022	B20MW480010	CARES	2020	EN	756000528	756000528	CDBG-CV	PY	$ 10,824.00
6697947	1	7	7474	10/31/2022	Completed	11/02/2022	11/1/2022	B20MW480010	CARES	2020	EN	756000528	756000528	CDBG-CV	PY	$ 16,585.68
6697949	1	20	7487	10/31/2022	Completed	11/02/2022	11/1/2022	B20MW480010	CARES	2020	EN	756000528	756000528	CDBG-CV	PY	$ 382.44
6697951	1	20	7487	10/31/2022	Completed	11/02/2022	11/1/2022	B20MW480010	CARES	2020	EN	756000528	756000528	CDBG-CV	PY	$ 2,732.21
6697952	1	18	7595	10/31/2022	Completed	11/02/2022	11/1/2022	B20MW480010	CARES	2020	EN	756000528	756000528	CDBG-CV	PY	$ 11,010.62
6697953	1	8	7583	10/31/2022	Completed	11/02/2022	11/1/2022	B20MW480010	CARES	2020	EN	756000528	756000528	CDBG-CV	PY	$ 72,857.46
6697954	1	9	7584	10/31/2022	Completed	11/02/2022	11/1/2022	B20MW480010	CARES	2020	EN	756000528	756000528	CDBG-CV	PY	$ 2,798.96
6697955	1	9	7584	10/31/2022	Completed	11/02/2022	11/1/2022	B20MW480010	CARES	2020	EN	756000528	756000528	CDBG-CV	PY	$ 5,935.21
6697956	1	12	7655	10/31/2022	Completed	11/02/2022	11/1/2022	B21MC480010		2021	EN	756000528	756000528	CDBG	PY	$ 3,356.33
6697958	1	8	7541	10/31/2022	Completed	11/02/2022	11/1/2022	B20MC480010		2020	EN	756000528	756000528	CDBG	PY	$ 55.00
6698133	1	15	7666	11/1/2022	Completed	11/03/2022	11/2/2022	TXH21F002		2021	EN	756000528	756000528	HOPWA	PY	$ 16,414.71
6698136	1	15	7667	11/1/2022	Completed	11/03/2022	11/2/2022	TXH21F002		2021	EN	756000528	756000528	HOPWA	PY	$ 4,172.76
6698138	1	16	7668	11/1/2022	Completed	11/03/2022	11/2/2022	TXH21F002		2021	EN	756000528	756000528	HOPWA	PY	$ 2,001.75
6698140	1	16	7669	11/1/2022	Completed	11/03/2022	11/2/2022	TXH21F002		2021	EN	756000528	756000528	HOPWA	PY	$ 36,800.64
6698142	1	16	7670	11/1/2022	Completed	11/03/2022	11/2/2022	TXH21F002		2021	EN	756000528	756000528	HOPWA	PY	$ 12,171.10
6698143	1	16	7671	11/1/2022	Completed	11/03/2022	11/2/2022	TXH21F002		2021	EN	756000528	756000528	HOPWA	PY	$ 11,650.00
6698145	1	19	7476	11/1/2022	Completed	11/03/2022	11/2/2022	TXH20FHW002	CARES	2020	EN	756000528	756000528	HOPWA-CV	PY	$ 2,895.34
6698149	1	20	7488	11/1/2022	Completed	11/03/2022	11/2/2022	TXH20FHW002	CARES	2020	EN	756000528	756000528	HOPWA-CV	PY	$ 479.00
6698152	1	20	7488	11/1/2022	Completed	11/03/2022	11/2/2022	TXH20FHW002	CARES	2020	EN	756000528	756000528	HOPWA-CV	PY	$ 479.00
6698161	1	7	7442	11/1/2022	Completed	11/04/2022	11/3/2022	B17MC480010		2017	EN	756000528	756000528	CDBG	PY	$ 1,836.00
6698166	1	3	7581	11/1/2022	Completed	11/04/2022	11/3/2022	B20MW480010	CARES	2020	EN	756000528	756000528	CDBG-CV	PY	$ 177,055.29
6698172	1	25	7492	11/1/2022	Completed	11/04/2022	11/3/2022	B20MW480010	CARES	2020	AD	756000528	756000528	CDBG-CV	PY	$ 4,470.65
6698175	1	25	7492	11/1/2022	Completed	11/04/2022	11/3/2022	B20MW480010	CARES	2020	AD	756000528	756000528	CDBG-CV	PY	$ 3,878.27
6698181	1	25	7492	11/1/2022	Completed	11/04/2022	11/3/2022	B20MW480010	CARES	2020	AD	756000528	756000528	CDBG-CV	PY	$ 3,262.98
6698194	1	1	7573	11/1/2022	Completed	11/04/2022	11/3/2022	B20MW480010	CARES	2020	AD	756000528	756000528	CDBG-CV	PY	$ 22,518.03
6698198	1	1	7573	11/1/2022	Completed	11/04/2022	11/3/2022	B20MW480010	CARES	2020	AD	756000528	756000528	CDBG-CV	PY	$ 38,966.80
6698202	1	1	7573	11/1/2022	Completed	11/04/2022	11/3/2022	B20MW480010	CARES	2020	AD	756000528	756000528	CDBG-CV	PY	$ 21,803.61
6698254	1	13	7495	11/1/2022	Completed	11/04/2022	11/3/2022	E20MW480010	CARES	2020	AD	756000528	756000528	HESG-CV	PY	$ 11,318.44
6698258	1	13	7495	11/1/2022	Completed	11/04/2022	11/3/2022	E20MW480010	CARES	2020	AD	756000528	756000528	HESG-CV	PY	$ 12,597.03
6698259	1	13	7495	11/1/2022	Completed	11/04/2022	11/3/2022	E20MW480010	CARES	2020	AD	756000528	756000528	HESG-CV	PY	$ 9,760.14
6700762	1	3	7623	11/8/2022	Completed	11/11/2022	11/10/2022	B17MC480010		2017	EN	756000528	756000528	CDBG	PY	$ 27,326.96
6700763	1	3	7623	11/8/2022	Completed	11/11/2022	11/10/2022	B17MC480010		2017	EN	756000528	756000528	CDBG	PY	$ 14,724.63
6700764	1	3	7383	11/8/2022	Completed	11/11/2022	11/10/2022	B19MC480010		2019	EN	756000528	756000528	CDBG	PY	$ 35,179.40
6700766	1	3	7383	11/8/2022	Completed	11/11/2022	11/10/2022	B19MC480010		2019	EN	756000528	756000528	CDBG	PY	$ 15,528.06
6700768	1	3	7581	11/8/2022	Completed	11/11/2022	11/10/2022	B20MW480010	CARES	2020	EN	756000528	756000528	CDBG-CV	PY	$ 108,031.00
6701814	1	7	7705	11/10/2022	Completed	11/11/2022	11/10/2022	M20MC480204		2020	EN	756000528	756000528	HOME	PY	$ 14,999.00
6701877	1	3	7531	11/10/2022	Completed	11/11/2022	11/10/2022	B20MC480010		2020	EN	756000528	756000528	CDBG	PY	$ 22,352.50
6701878	1	3	7531	11/10/2022	Completed	11/11/2022	11/10/2022	B20MC480010		2020	EN	756000528	756000528	CDBG	PY	$ 19,855.50
6701879	1	3	7638	11/10/2022	Completed	11/11/2022	11/10/2022	B21MC480010		2021	EN	756000528	756000528	CDBG	PY	$ 7,054.96
6701881	1	3	7638	11/10/2022	Completed	11/11/2022	11/10/2022	B21MC480010		2021	EN	756000528	756000528	CDBG	PY	$ 10,477.27
6701891	1	16	7682	11/10/2022	Completed	11/11/2022	11/10/2022	TXH21F002		2021	EN	756000528	756000528	HOPWA	PY	$ 35,805.87
6703036	1	16	7682	11/15/2022	Completed	11/16/2022	11/15/2022	TXH21F002		2021	EN	756000528	756000528	HOPWA	PY	$ 14,430.13
6703103	1	7	7406	11/15/2022	Completed	11/16/2022	11/15/2022	M19MC480204		2019	CO	752791607	756000528	HOME	PY	$ 2,720.00
6703155	1	7	7608	11/15/2022	Completed	11/17/2022	11/16/2022	M18MC480204		2018	CR	752791607	756000528	HOME	PY	$ 22,307.61
6703155	2	7	7608	11/15/2022	Completed	11/17/2022	11/16/2022	M19MC480204		2019	CR	752791607	756000528	HOME	PY	$ 42,504.39
6703156	1	7	7609	11/15/2022	Completed	11/17/2022	11/16/2022	M19MC480204		2019	CR	752791607	756000528	HOME	PY	$ 64,812.00
6703157	1	7	7610	11/15/2022	Completed	11/17/2022	11/16/2022	M19MC480204		2019	CR	752791607	756000528	HOME	PY	$ 63,023.25
6703158	1	7	7611	11/15/2022	Completed	11/17/2022	11/16/2022	M19MC480204		2019	CR	752791607	756000528	HOME	PY	$ 62,755.25
6707728	1	7	7610	11/30/2022	Completed	12/02/2022	12/1/2022	M20MC480204		2020	EN	756000528	756000528	HOME	PY	$ 14,999.00
6709196	1	7	7695	12/5/2022	Completed	12/09/2022	12/8/2022	M20MC480204		2020	EN	756000528	756000528	HOME	PY	$ 14,999.00
6710289	1	6	7615	12/8/2022	Completed	12/09/2022	12/8/2022	B19MC480010		2019	EN	756000528	756000528	CDBG	PY	$ 17,258.46
6710293	1	6	7615	12/8/2022	Completed	12/09/2022	12/8/2022	B19MC480010		2019	EN	756000528	756000528	CDBG	PY	$ 12,473.04
6710295	1	1	7634	12/8/2022	Completed	12/09/2022	12/8/2022	B21MC480010		2021	AD	756000528	756000528	CDBG	PY	$ 268.18
6710296	1	2	7637	12/8/2022	Completed	12/09/2022	12/8/2022	B21MC480010		2021	EN	756000528	756000528	CDBG	PY	$ 445.30
6710299	1	3	7639	12/8/2022	Completed	12/09/2022	12/8/2022	B21MC480010		2021	EN	756000528	756000528	CDBG	PY	$ 7,640.76
6710663	1	20	7570	12/8/2022	Completed	12/09/2022	12/8/2022	B13MC480010		2013	LA	756000528	756000528	CDBG	PY	$ 146,821.97
6710663	2	20	7570	12/8/2022	Completed	12/09/2022	12/8/2022	B20MC480010		2020	EN	756000528	756000528	CDBG	PY	$ 116,558.82
6711745	1	7	7696	12/12/2022	Completed	12/15/2022	12/14/2022	M20MC480204		2020	EN	756000528	756000528	HOME		$ 14,994.00
6717830	1	1	7548	12/30/2022	Completed	12/31/2022	12/30/2022	M20MC480204		2020	AD	756000528	756000528	HOME		$ 24,895.09

Voucher Number	Line Item	IDIS Project ID	IDIS Act ID	Voucher Created	Voucher Status	Status Date	LOCCS Send Date	Grant Number	CARES Act	Grant Year	Fund Type	Recipient TIN	Payee TIN	Program	PY	Drawn Amount
6717832	1	7	7707	12/30/2022	Completed	12/31/2022	12/30/2022	M20MC480204		2020	EN	756000528	756000528	HOME		$ 14,999.00
6717835	1	7	7744	12/30/2022	Completed	12/31/2022	12/30/2022	M20MC480204		2020	EN	756000528	756000528	HOME		$ 14,999.00
6717844	1	7	7745	12/30/2022	Completed	12/31/2022	12/30/2022	M20MC480204		2020	EN	756000528	756000528	HOME		$ 14,999.00
6717846	1	7	7746	12/30/2022	Completed	12/31/2022	12/30/2022	M20MC480204		2020	EN	756000528	756000528	HOME		$ 14,999.00
6717850	1	7	7749	12/30/2022	Completed	12/31/2022	12/30/2022	M20MC480204		2020	EN	756000528	756000528	HOME		$ 14,999.00
6718231	1	13	7580	1/3/2023	Completed	01/04/2023	1/3/2023	E20MW480010	CARES	2020	EN	756000528	756000528	HESG-CV		$ 212.35
6718235	1	13	7496	1/3/2023	Completed	01/04/2023	1/3/2023	E20MW480010	CARES	2020	EN	756000528	756000528	HESG-CV		$ 26,405.11
6718236	1	13	7496	1/3/2023	Completed	01/04/2023	1/3/2023	E20MW480010	CARES	2020	EN	756000528	756000528	HESG-CV		$ 106.48
6718240	1	13	7496	1/3/2023	Completed	01/04/2023	1/3/2023	E20MW480010	CARES	2020	EN	756000528	756000528	HESG-CV		$ 6,799.28
6718243	1	13	7493	1/3/2023	Completed	01/04/2023	1/3/2023	E20MW480010	CARES	2020	EN	756000528	756000528	HESG-CV		$ 83.32
6718247	1	13	7493	1/3/2023	Completed	01/04/2023	1/3/2023	E20MW480010	CARES	2020	EN	756000528	756000528	HESG-CV		$ 7,927.88
6718250	1	13	7496	1/3/2023	Completed	01/04/2023	1/3/2023	E20MW480010	CARES	2020	EN	756000528	756000528	HESG-CV		$ 5,024.82
6718299	1	13	7493	1/3/2023	Completed	01/04/2023	1/3/2023	E20MW480010	CARES	2020	EN	756000528	756000528	HESG-CV		$ 175.71
6718300	1	13	7493	1/3/2023	Completed	01/04/2023	1/3/2023	E20MW480010	CARES	2020	EN	756000528	756000528	HESG-CV		$ 5,717.90
6718302	1	13	7493	1/3/2023	Completed	01/04/2023	1/3/2023	E20MW480010	CARES	2020	EN	756000528	756000528	HESG-CV		$ 10,572.93
6718303	1	13	7493	1/3/2023	Completed	01/04/2023	1/3/2023	E20MW480010	CARES	2020	EN	756000528	756000528	HESG-CV		$ 31,161.75
6718304	1	13	7493	1/3/2023	Completed	01/04/2023	1/3/2023	E20MW480010	CARES	2020	EN	756000528	756000528	HESG-CV		$ 21,591.59
6718307	1	13	7580	1/3/2023	Completed	01/04/2023	1/3/2023	E20MW480010	CARES	2020	EN	756000528	756000528	HESG-CV		$ 12,630.67
6718309	1	13	7580	1/3/2023	Completed	01/04/2023	1/3/2023	E20MW480010	CARES	2020	EN	756000528	756000528	HESG-CV		$ 17,824.04
6718310	1	13	7580	1/3/2023	Completed	01/04/2023	1/3/2023	E20MW480010	CARES	2020	EN	756000528	756000528	HESG-CV		$ 10,471.53
6718316	1	19	7476	1/3/2023	Completed	01/07/2023	1/6/2023	TXH20FHW002	CARES	2020	EN	756000528	756000528	HOPWA-CV		$ 6,107.57
6718318	1	20	7488	1/3/2023	Completed	01/07/2023	1/6/2023	TXH20FHW002	CARES	2020	EN	756000528	756000528	HOPWA-CV		$ 479.00
6718320	1	20	7488	1/3/2023	Completed	01/07/2023	1/6/2023	TXH20FHW002	CARES	2020	EN	756000528	756000528	HOPWA-CV		$ 479.00
6718322	1	15	7666	1/3/2023	Completed	01/07/2023	1/6/2023	TXH21F002		2021	EN	756000528	756000528	HOPWA		$ 15,460.20
6718323	1	15	7667	1/3/2023	Completed	01/07/2023	1/6/2023	TXH21F002		2021	EN	756000528	756000528	HOPWA		$ 4,172.77
6718324	1	15	7666	1/3/2023	Completed	01/07/2023	1/6/2023	TXH21F002		2021	EN	756000528	756000528	HOPWA		$ 36,088.06
6718325	1	15	7667	1/3/2023	Completed	01/07/2023	1/6/2023	TXH21F002		2021	EN	756000528	756000528	HOPWA		$ 4,172.76
6718326	1	16	7668	1/3/2023	Completed	01/07/2023	1/6/2023	TXH21F002		2021	EN	756000528	756000528	HOPWA		$ 2,001.75
6718327	1	16	7669	1/3/2023	Completed	01/07/2023	1/6/2023	TXH21F002		2021	EN	756000528	756000528	HOPWA		$ 36,236.55
6718328	1	16	7670	1/3/2023	Completed	01/07/2023	1/6/2023	TXH21F002		2021	EN	756000528	756000528	HOPWA		$ 15,665.19
6719165	1	3	7382	1/5/2023	Completed	01/07/2023	1/6/2023	B19MC480010		2019	EN	756000528	756000528	CDBG		$ 5,000.00
6719167	1	3	7530	1/5/2023	Completed	01/07/2023	1/6/2023	B20MC480010		2020	EN	756000528	756000528	CDBG		$ 19,959.58
6719170	1	3	7530	1/5/2023	Completed	01/07/2023	1/6/2023	B20MC480010		2020	EN	756000528	756000528	CDBG		$ 15,174.76
6719178	1	3	7639	1/5/2023	Completed	01/07/2023	1/6/2023	B21MC480010		2021	EN	756000528	756000528	CDBG		$ 17,317.38
6719182	1	3	7639	1/5/2023	Completed	01/07/2023	1/6/2023	B21MC480010		2021	EN	756000528	756000528	CDBG		$ 161,485.70
6719367	1	16	7671	1/5/2023	Completed	01/07/2023	1/6/2023	TXH21F002		2021	EN	756000528	756000528	HOPWA		$ 11,664.00
6719368	1	16	7668	1/5/2023	Completed	01/07/2023	1/6/2023	TXH21F002		2021	EN	756000528	756000528	HOPWA		$ 2,030.91
6719369	1	16	7669	1/5/2023	Completed	01/07/2023	1/6/2023	TXH21F002		2021	EN	756000528	756000528	HOPWA		$ 41,113.47
6719370	1	16	7670	1/5/2023	Completed	01/07/2023	1/6/2023	TXH21F002		2021	EN	756000528	756000528	HOPWA		$ 15,401.04
6719371	1	7	7611	1/5/2023	Completed	01/06/2023	1/5/2023	M20MC480204		2020	EN	756000528	756000528	HOME		$ 14,500.00
6719374	1	16	7671	1/5/2023	Completed	01/07/2023	1/6/2023	TXH21F002		2021	EN	756000528	756000528	HOPWA		$ 11,203.00
6719385	1	9	7584	1/5/2023	Completed	01/07/2023	1/6/2023	B20MW480010	CARES	2020	EN	756000528	756000528	CDBG-CV		$ 5,825.52
6719387	1	18	7594	1/5/2023	Completed	01/07/2023	1/6/2023	B20MW480010	CARES	2020	EN	756000528	756000528	CDBG-CV		$ 2,033.95
6719707	1	7	7748	1/6/2023	Completed	01/07/2023	1/6/2023	M20MC480204		2020	EN	756000528	756000528	HOME		$ 14,999.00
6721775	1	7	7708	1/12/2023	Completed	01/13/2023	1/12/2023	M20MC480204		2020	EN	756000528	756000528	HOME		$ 14,999.00
6721860	1	7	7747	1/12/2023	Completed	01/13/2023	1/12/2023	M20MC480204		2020	EN	756000528	756000528	HOME		$ 14,999.00
6725040	1	1	7548	1/23/2023	Completed	01/24/2023	1/23/2023	M20MC480204		2020	AD	756000528	756000528	HOME		$ 6,107.99
6725899	1	3	7581	1/25/2023	Completed	01/26/2023	1/25/2023	B20MW480010	CARES	2020	EN	756000528	756000528	CDBG-CV		$ 122,598.78
6725905	1	3	7383	1/25/2023	Completed	01/26/2023	1/25/2023	B19MC480010		2019	EN	756000528	756000528	CDBG		$ 28,403.00
6725909	1	6	7615	1/25/2023	Completed	01/26/2023	1/25/2023	B19MC480010		2019	EN	756000528	756000528	CDBG		$ 14,298.00
6725911	1	6	7615	1/25/2023	Completed	01/26/2023	1/25/2023	B19MC480010		2019	EN	756000528	756000528	CDBG		$ 23,898.58
6725916	1	6	7615	1/25/2023	Completed	01/26/2023	1/25/2023	B19MC480010		2019	EN	756000528	756000528	CDBG		$ 19,334.39
6725920	1	3	7638	1/25/2023	Completed	01/26/2023	1/25/2023	B21MC480010		2021	EN	756000528	756000528	CDBG		$ 178,779.31
6725923	1	3	7638	1/25/2023	Completed	01/26/2023	1/25/2023	B21MC480010		2021	EN	756000528	756000528	CDBG		$ 24,067.90
6725931	1	16	7682	1/25/2023	Completed	01/26/2023	1/25/2023	TXH21F002		2021	EN	756000528	756000528	HOPWA		$ 31,223.56
6726137	1	1	7657	1/25/2023	Completed	01/25/2023	1/25/2023	M21MC480204		2021	PA	756000528	756000528	HOME		$ 10,520.99
6726180	1	7	7608	1/25/2023	Completed	01/26/2023	1/25/2023	M20MC480204		2020	EN	756000528	756000528	HOME		$ 9,034.00
6729139	1	7	7598	2/2/2023	Completed	02/03/2023	2/2/2023	M18MC480204		2018	EN	756000528	756000528	HOME		$ 50,000.00
6729659	1	5	7712	2/3/2023	Completed	02/08/2023	2/7/2023	B22MC480010		2022	EN	756000528	756000528	CDBG		$ 13,872.00
6729664	1	6	7714	2/3/2023	Completed	02/08/2023	2/7/2023	B22MC480010		2022	EN	756000528	756000528	CDBG		$ 5,862.33
6729668	1	6	7714	2/3/2023	Completed	02/08/2023	2/7/2023	B22MC480010		2022	EN	756000528	756000528	CDBG		$ 4,700.19
6729670	1	6	7714	2/3/2023	Completed	02/08/2023	2/7/2023	B22MC480010		2022	EN	756000528	756000528	CDBG		$ 5,360.99
6729672	1	12	7728	2/3/2023	Completed	02/08/2023	2/7/2023	B22MC480010		2022	EN	756000528	756000528	CDBG		$ 10,045.92
6729674	1	12	7728	2/3/2023	Completed	02/08/2023	2/7/2023	B22MC480010		2022	EN	756000528	756000528	CDBG		$ 13,784.96
6729678	1	8	7719	2/3/2023	Completed	02/08/2023	2/7/2023	B22MC480010		2022	EN	756000528	756000528	CDBG		$ 9,371.88
6729681	1	8	7719	2/3/2023	Completed	02/08/2023	2/7/2023	B22MC480010		2022	EN	756000528	756000528	CDBG		$ 9,599.54
6729684	1	8	7721	2/3/2023	Completed	02/08/2023	2/7/2023	B22MC480010		2022	EN	756000528	756000528	CDBG		$ 15,854.50
6729687	1	6	7715	2/3/2023	Completed	02/08/2023	2/7/2023	B22MC480010		2022	EN	756000528	756000528	CDBG		$ 4,139.28
6729691	1	6	7715	2/3/2023	Completed	02/08/2023	2/7/2023	B22MC480010		2022	EN	756000528	756000528	CDBG		$ 4,126.67

Voucher Number	Line Item	IDIS Project ID	IDIS Act ID	Voucher Created	Voucher Status	Status Date	LOCCS Send Date	Grant Number	CARES Act	Grant Year	Fund Type	Recipient TIN	Payee TIN	Program	PY	Drawn Amount
6729695	1	9	7722	2/3/2023	Completed	02/08/2023	2/7/2023	B22MC480010		2022	EN	756000528	756000528	CDBG		$ 3,952.71
6729696	1	9	7722	2/3/2023	Completed	02/08/2023	2/7/2023	B22MC480010		2022	EN	756000528	756000528	CDBG		$ 5,234.03
6729701	1	7	7718	2/3/2023	Completed	02/08/2023	2/7/2023	B22MC480010		2022	EN	756000528	756000528	CDBG		$ 6,446.44
6729702	1	10	7727	2/3/2023	Completed	02/08/2023	2/7/2023	B22MC480010		2022	EN	756000528	756000528	CDBG		$ 5,899.59
6729704	1	10	7727	2/3/2023	Completed	02/08/2023	2/7/2023	B22MC480010		2022	EN	756000528	756000528	CDBG		$ 5,153.11
6729709	1	9	7724	2/3/2023	Completed	02/08/2023	2/7/2023	B22MC480010		2022	EN	756000528	756000528	CDBG		$ 3,577.28
6729712	1	9	7724	2/3/2023	Completed	02/08/2023	2/7/2023	B22MC480010		2022	EN	756000528	756000528	CDBG		$ 3,771.94
6729716	1	6	7717	2/3/2023	Completed	02/08/2023	2/7/2023	B22MC480010		2022	EN	756000528	756000528	CDBG		$ 3,360.89
6729719	1	6	7717	2/3/2023	Completed	02/08/2023	2/7/2023	B22MC480010		2022	EN	756000528	756000528	CDBG		$ 3,945.69
6729721	1	10	7725	2/3/2023	Completed	02/08/2023	2/7/2023	B22MC480010		2022	EN	756000528	756000528	CDBG		$ 5,998.46
6729724	1	10	7725	2/3/2023	Completed	02/08/2023	2/7/2023	B22MC480010		2022	EN	756000528	756000528	CDBG		$ 6,002.38
6729726	1	10	7726	2/3/2023	Completed	02/08/2023	2/7/2023	B22MC480010		2022	EN	756000528	756000528	CDBG		$ 4,169.50
6729728	1	10	7726	2/3/2023	Completed	02/08/2023	2/7/2023	B22MC480010		2022	EN	756000528	756000528	CDBG		$ 4,169.50
6729761	1	20	7477	2/3/2023	Completed	02/08/2023	2/7/2023	B20MW480010	CARES	2020	EN	756000528	756000528	CDBG-CV		$ 65,564.51
6729764	1	20	7477	2/3/2023	Completed	02/08/2023	2/7/2023	B20MW480010	CARES	2020	EN	756000528	756000528	CDBG-CV		$ 113,267.17
6729840	1	20	7479	2/3/2023	Completed	02/08/2023	2/7/2023	B20MW480010	CARES	2020	EN	756000528	756000528	CDBG-CV		$ 81,406.61
6729841	1	13	7493	2/3/2023	Completed	02/08/2023	2/7/2023	E20MW480010	CARES	2020	EN	756000528	756000528	HESG-CV		$ 6,960.24
6729843	1	13	7552	2/3/2023	Completed	02/08/2023	2/7/2023	E20MW480010	CARES	2020	EN	756000528	756000528	HESG-CV		$ 22,454.71
6729846	1	13	7552	2/3/2023	Completed	02/08/2023	2/7/2023	E20MW480010	CARES	2020	EN	756000528	756000528	HESG-CV		$ 23,709.43
6729848	1	13	7580	2/3/2023	Completed	02/08/2023	2/7/2023	E20MW480010	CARES	2020	EN	756000528	756000528	HESG-CV		$ 8,427.62
6730974	1	1	7697	2/7/2023	Completed	02/09/2023	2/8/2023	B22MC480010		2022	AD	756000528	756000528	CDBG		$ 840.66
6730975	1	1	7697	2/7/2023	Completed	02/09/2023	2/8/2023	B22MC480010		2022	AD	756000528	756000528	CDBG		$ 3,536.13
6730977	1	1	7697	2/7/2023	Completed	02/09/2023	2/8/2023	B22MC480010		2022	AD	756000528	756000528	CDBG		$ 2,140.41
6730978	1	1	7698	2/7/2023	Completed	02/09/2023	2/8/2023	B22MC480010		2022	AD	756000528	756000528	CDBG		$ 2,814.23
6730979	1	1	7698	2/7/2023	Completed	02/09/2023	2/8/2023	B22MC480010		2022	AD	756000528	756000528	CDBG		$ 9,488.26
6730980	1	1	7698	2/7/2023	Completed	02/09/2023	2/8/2023	B22MC480010		2022	AD	756000528	756000528	CDBG		$ 8,178.15
6730981	1	1	7699	2/7/2023	Completed	02/09/2023	2/8/2023	B22MC480010		2022	AD	756000528	756000528	CDBG		$ 21,253.83
6730982	1	1	7699	2/7/2023	Completed	02/09/2023	2/8/2023	B22MC480010		2022	AD	756000528	756000528	CDBG		$ 28,808.18
6730983	1	1	7699	2/7/2023	Completed	02/09/2023	2/8/2023	B22MC480010		2022	AD	756000528	756000528	CDBG		$ 30,234.66
6730984	1	1	7700	2/7/2023	Completed	02/09/2023	2/8/2023	B22MC480010		2022	AD	756000528	756000528	CDBG		$ 15,239.76
6730985	1	1	7700	2/7/2023	Completed	02/09/2023	2/8/2023	B22MC480010		2022	AD	756000528	756000528	CDBG		$ 20,887.50
6730986	1	1	7700	2/7/2023	Completed	02/09/2023	2/8/2023	B22MC480010		2022	AD	756000528	756000528	CDBG		$ 23,288.97
6730988	1	1	7701	2/7/2023	Completed	02/09/2023	2/8/2023	B22MC480010		2022	AD	756000528	756000528	CDBG		$ 16,901.41
6730989	1	1	7701	2/7/2023	Completed	02/09/2023	2/8/2023	B22MC480010		2022	AD	756000528	756000528	CDBG		$ 20,531.35
6730990	1	1	7701	2/7/2023	Completed	02/09/2023	2/8/2023	B22MC480010		2022	AD	756000528	756000528	CDBG		$ 39,996.72
6730991	1	2	7703	2/7/2023	Completed	02/09/2023	2/8/2023	B22MC480010		2022	EN	756000528	756000528	CDBG		$ 7,885.51
6730992	1	2	7703	2/7/2023	Completed	02/09/2023	2/8/2023	B22MC480010		2022	EN	756000528	756000528	CDBG		$ 12,504.83
6730994	1	2	7703	2/7/2023	Completed	02/09/2023	2/8/2023	B22MC480010		2022	EN	756000528	756000528	CDBG		$ 16,507.41
6730995	1	1	7702	2/7/2023	Completed	02/09/2023	2/8/2023	B22MC480010		2022	AD	756000528	756000528	CDBG		$ 3,031.95
6730997	1	1	7702	2/7/2023	Completed	02/09/2023	2/8/2023	B22MC480010		2022	AD	756000528	756000528	CDBG		$ 7,855.78
6730998	1	2	7704	2/7/2023	Completed	02/09/2023	2/8/2023	B22MC480010		2022	EN	756000528	756000528	CDBG		$ 26,320.82
6731001	1	2	7704	2/7/2023	Completed	02/09/2023	2/8/2023	B22MC480010		2022	EN	756000528	756000528	CDBG		$ 52,641.26
6731002	1	2	7704	2/7/2023	Completed	02/09/2023	2/8/2023	B22MC480010		2022	EN	756000528	756000528	CDBG		$ 54,494.39
6731008	1	1	7702	2/7/2023	Completed	02/09/2023	2/8/2023	B22MC480010		2022	AD	756000528	756000528	CDBG		$ 10,977.64
6731959	1	7	7609	2/9/2023	Completed	02/11/2023	2/10/2023	M20MC480204		2020	EN	756000528	756000528	HOME		$ 16,749.00
6732384	1	25	7492	2/10/2023	Completed	02/11/2023	2/10/2023	B20MW480010	CARES	2020	AD	756000528	756000528	CDBG-CV		$ 3,416.74
6732385	1	25	7492	2/10/2023	Completed	02/11/2023	2/10/2023	B20MW480010	CARES	2020	AD	756000528	756000528	CDBG-CV		$ 1,312.83
6732386	1	25	7492	2/10/2023	Completed	02/11/2023	2/10/2023	B20MW480010	CARES	2020	AD	756000528	756000528	CDBG-CV		$ 2,361.10
6732388	1	1	7573	2/10/2023	Completed	02/11/2023	2/10/2023	B20MW480010	CARES	2020	AD	756000528	756000528	CDBG-CV		$ 20,711.94
6732389	1	1	7573	2/10/2023	Completed	02/11/2023	2/10/2023	B20MW480010	CARES	2020	AD	756000528	756000528	CDBG-CV		$ 17,421.78
6732390	1	1	7573	2/10/2023	Completed	02/11/2023	2/10/2023	B20MW480010	CARES	2020	AD	756000528	756000528	CDBG-CV		$ 16,623.95
6732394	1	13	7495	2/10/2023	Completed	02/11/2023	2/10/2023	E20MW480010	CARES	2020	AD	756000528	756000528	HESG-CV		$ 10,699.05
6732399	1	13	7495	2/10/2023	Completed	02/11/2023	2/10/2023	E20MW480010	CARES	2020	AD	756000528	756000528	HESG-CV		$ 7,015.38
6732403	1	13	7495	2/10/2023	Completed	02/11/2023	2/10/2023	E20MW480010	CARES	2020	AD	756000528	756000528	HESG-CV		$ 5,569.73
6732869	1	3	7530	2/13/2023	Completed	02/14/2023	2/13/2023	B20MC480010		2020	EN	756000528	756000528	CDBG		$ 5,000.00
6732870	1	3	7530	2/13/2023	Completed	02/14/2023	2/13/2023	B20MC480010		2020	EN	756000528	756000528	CDBG		$ 7,581.16
6732874	1	3	7639	2/13/2023	Completed	02/14/2023	2/13/2023	B21MC480010		2021	EN	756000528	756000528	CDBG		$ 76,712.32
6732878	1	3	7639	2/13/2023	Completed	02/14/2023	2/13/2023	B21MC480010		2021	EN	756000528	756000528	CDBG		$ 174,195.36
6732880	1	3	7711	2/13/2023	Completed	02/14/2023	2/13/2023	B22MC480010		2022	EN	756000528	756000528	CDBG		$ 19,625.25
6732882	1	3	7711	2/13/2023	Completed	02/14/2023	2/13/2023	B22MC480010		2022	EN	756000528	756000528	CDBG		$ 45,231.87
6732898	1	3	7382	2/13/2023	Completed	02/14/2023	2/13/2023	B19MC480010		2019	EN	756000528	756000528	CDBG		$ 95.42
6733336	1	12	7603	2/14/2023	Completed	02/14/2023	2/14/2023	B13MC480010		2013	LA	756000528	756000528	CDBG		$ 19,291.00
6733338	1	3	7623	2/14/2023	Completed	02/15/2023	2/14/2023	B17MC480010		2017	EN	756000528	756000528	CDBG		$ 14,567.00
6733341	1	3	7581	2/14/2023	Completed	02/15/2023	2/14/2023	B20MW480010	CARES	2020	EN	756000528	756000528	CDBG-CV		$ 185,573.11
6733344	1	3	7531	2/14/2023	Completed	02/15/2023	2/14/2023	B20MC480010		2020	EN	756000528	756000528	CDBG		$ 1,813.00
6733346	1	3	7531	2/14/2023	Completed	02/15/2023	2/14/2023	B20MC480010		2020	EN	756000528	756000528	CDBG		$ 8,449.92
6733348	1	3	7531	2/14/2023	Completed	02/15/2023	2/14/2023	B20MC480010		2020	EN	756000528	756000528	CDBG		$ 11,563.47
6734999	1	2	7636	2/17/2023	Completed	02/22/2023	2/20/2023	B21MC480010		2021	EN	756000528	756000528	CDBG		$ 4,319.18
6735001	1	2	7637	2/17/2023	Completed	02/22/2023	2/20/2023	B21MC480010		2021	EN	756000528	756000528	CDBG		$ 22,616.03

Voucher Number	Line Item	IDIS Project ID	IDIS Act ID	Voucher Created	Voucher Status	Status Date	LOCCS Send Date	Grant Number	CARES Act	Grant Year	Fund Type	Recipient TIN	Payee TIN	Program	PY	Drawn Amount
6735002	1	2	7637	2/17/2023	Completed	02/22/2023	2/20/2023	B21MC480010		2021	EN	756000528	756000528	CDBG		$ 867.55
6738101	1	5	7712	2/27/2023	Completed	03/02/2023	3/1/2023	B22MC480010		2022	EN	756000528	756000528	CDBG		$ 15,297.00
6738102	1	6	7714	2/27/2023	Completed	03/02/2023	3/1/2023	B22MC480010		2022	EN	756000528	756000528	CDBG		$ 4,046.07
6738103	1	8	7719	2/27/2023	Completed	03/02/2023	3/1/2023	B22MC480010		2022	EN	756000528	756000528	CDBG		$ 7,411.70
6738104	1	8	7720	2/27/2023	Completed	03/02/2023	3/1/2023	B22MC480010		2022	EN	756000528	756000528	CDBG		$ 1,691.79
6738108	1	8	7720	2/27/2023	Completed	03/02/2023	3/1/2023	B22MC480010		2022	EN	756000528	756000528	CDBG		$ 1,604.26
6738110	1	8	7721	2/27/2023	Completed	03/02/2023	3/1/2023	B22MC480010		2022	EN	756000528	756000528	CDBG		$ 22,286.00
6738111	1	8	7721	2/27/2023	Completed	03/02/2023	3/1/2023	B22MC480010		2022	EN	756000528	756000528	CDBG		$ 22,772.10
6738113	1	10	7725	2/27/2023	Completed	03/02/2023	3/1/2023	B22MC480010		2022	EN	756000528	756000528	CDBG		$ 6,002.38
6738115	1	10	7726	2/27/2023	Completed	03/02/2023	3/1/2023	B22MC480010		2022	EN	756000528	756000528	CDBG		$ 4,169.50
6738117	1	6	7715	2/27/2023	Completed	03/02/2023	3/1/2023	B22MC480010		2022	EN	756000528	756000528	CDBG		$ 4,107.16
6738118	1	9	7722	2/27/2023	Completed	03/02/2023	3/1/2023	B22MC480010		2022	EN	756000528	756000528	CDBG		$ 4,806.52
6738119	1	9	7723	2/27/2023	Completed	03/02/2023	3/1/2023	B22MC480010		2022	EN	756000528	756000528	CDBG		$ 3,810.66
6738122	1	9	7723	2/27/2023	Completed	03/02/2023	3/1/2023	B22MC480010		2022	EN	756000528	756000528	CDBG		$ 7,020.84
6738124	1	9	7723	2/27/2023	Completed	03/02/2023	3/1/2023	B22MC480010		2022	EN	756000528	756000528	CDBG		$ 3,833.34
6738125	1	7	7718	2/27/2023	Completed	03/02/2023	3/1/2023	B22MC480010		2022	EN	756000528	756000528	CDBG		$ 8,544.96
6738126	1	7	7718	2/27/2023	Completed	03/02/2023	3/1/2023	B22MC480010		2022	EN	756000528	756000528	CDBG		$ 6,080.96
6738127	1	10	7727	2/27/2023	Completed	03/02/2023	3/1/2023	B22MC480010		2022	EN	756000528	756000528	CDBG		$ 5,673.00
6738128	1	6	7717	2/27/2023	Completed	03/02/2023	3/1/2023	B22MC480010		2022	EN	756000528	756000528	CDBG		$ 3,737.67
6738129	1	9	7724	2/27/2023	Completed	03/02/2023	3/1/2023	B22MC480010		2022	EN	756000528	756000528	CDBG		$ 3,667.99
6738130	1	20	7477	2/27/2023	Completed	03/02/2023	3/1/2023	B20MW480010	CARES	2020	EN	756000528	756000528	CDBG-CV		$ 69,766.87
6738308	1	13	7493	2/28/2023	Completed	03/02/2023	3/1/2023	E20MW480010	CARES	2020	EN	756000528	756000528	HESG-CV		$ 7,520.09
6738310	1	13	7493	2/28/2023	Completed	03/02/2023	3/1/2023	E20MW480010	CARES	2020	EN	756000528	756000528	HESG-CV		$ 9,854.63
6738311	1	13	7493	2/28/2023	Completed	03/02/2023	3/1/2023	E20MW480010	CARES	2020	EN	756000528	756000528	HESG-CV		$ 7,070.19
6738312	1	13	7493	2/28/2023	Completed	03/02/2023	3/1/2023	E20MW480010	CARES	2020	EN	756000528	756000528	HESG-CV		$ 4,015.00
6738313	1	13	7493	2/28/2023	Completed	03/02/2023	3/1/2023	E20MW480010	CARES	2020	EN	756000528	756000528	HESG-CV		$ 16,630.00
6738314	1	13	7493	2/28/2023	Completed	03/02/2023	3/1/2023	E20MW480010	CARES	2020	EN	756000528	756000528	HESG-CV		$ 2,215.00
6738315	1	13	7580	2/28/2023	Completed	03/02/2023	3/1/2023	E20MW480010	CARES	2020	EN	756000528	756000528	HESG-CV		$ 11,101.19
6738316	1	13	7580	2/28/2023	Completed	03/02/2023	3/1/2023	E20MW480010	CARES	2020	EN	756000528	756000528	HESG-CV		$ 287.06
6738318	1	13	7493	2/28/2023	Completed	03/02/2023	3/1/2023	E20MW480010	CARES	2020	EN	756000528	756000528	HESG-CV		$ 15,292.96
6738320	1	13	7493	2/28/2023	Completed	03/02/2023	3/1/2023	E20MW480010	CARES	2020	EN	756000528	756000528	HESG-CV		$ 19,242.47
6738321	1	13	7496	2/28/2023	Completed	03/02/2023	3/1/2023	E20MW480010	CARES	2020	EN	756000528	756000528	HESG-CV		$ 4,245.46
6738322	1	13	7731	2/28/2023	Completed	03/02/2023	3/1/2023	E22MC480010		2022	EN	756000528	756000528	HESG		$ 10,442.15
6738323	1	13	7731	2/28/2023	Completed	03/02/2023	3/1/2023	E22MC480010		2022	EN	756000528	756000528	HESG		$ 10,594.01
6738324	1	13	7731	2/28/2023	Completed	03/02/2023	3/1/2023	E22MC480010		2022	EN	756000528	756000528	HESG		$ 4,698.33
6738327	1	13	7731	2/28/2023	Completed	03/02/2023	3/1/2023	E22MC480010		2022	EN	756000528	756000528	HESG		$ 8,109.21
6738330	1	13	7731	2/28/2023	Completed	03/02/2023	3/1/2023	E22MC480010		2022	EN	756000528	756000528	HESG		$ 5,921.58
6738331	1	13	7731	2/28/2023	Completed	03/02/2023	3/1/2023	E22MC480010		2022	EN	756000528	756000528	HESG		$ 17,918.49
6738333	1	13	7731	2/28/2023	Completed	03/02/2023	3/1/2023	E22MC480010		2022	EN	756000528	756000528	HESG		$ 17,007.19
6738336	1	13	7731	2/28/2023	Completed	03/02/2023	3/1/2023	E22MC480010		2022	EN	756000528	756000528	HESG		$ 31,938.50
6738337	1	13	7732	2/28/2023	Completed	03/02/2023	3/1/2023	E22MC480010		2022	EN	756000528	756000528	HESG		$ 14,231.99
6738340	1	13	7732	2/28/2023	Completed	03/02/2023	3/1/2023	E22MC480010		2022	EN	756000528	756000528	HESG		$ 26,204.19
6738619	1	1	7657	2/28/2023	Completed	03/02/2023	3/1/2023	M21MC480204		2021	AD	756000528	756000528	HOME		$ 10,230.14
6738619	2	1	7657	2/28/2023	Completed	03/02/2023	3/1/2023	M21MC480204		2021	PA	756000528	756000528	HOME		$ 4,884.63
6738640	1	7	7537	2/28/2023	Completed	03/02/2023	3/1/2023	M17MC480204		2017	EN	756000528	756000528	HOME		$ 86,943.10
6738640	2	7	7537	2/28/2023	Completed	03/02/2023	3/1/2023	M20MC480204		2020	EN	756000528	756000528	HOME		$ 163,056.90
6740315	1	3	7581	3/6/2023	Completed	03/08/2023	3/7/2023	B20MW480010	CARES	2020	EN	756000528	756000528	CDBG-CV		$ 60,818.45
6740317	1	16	7682	3/6/2023	Completed	03/08/2023	3/7/2023	TXH21F002		2021	EN	756000528	756000528	HOPWA		$ 24,996.05
6740318	1	16	7682	3/6/2023	Completed	03/08/2023	3/7/2023	TXH21F002		2021	EN	756000528	756000528	HOPWA		$ 44,480.56
6740321	1	6	7615	3/6/2023	Completed	03/08/2023	3/7/2023	B19MC480010		2019	EN	756000528	756000528	CDBG		$ 19,636.28
6741866	1	13	7732	3/9/2023	Completed	03/11/2023	3/10/2023	E22MC480010		2022	EN	756000528	756000528	HESG		$ 9,348.61
6741870	1	13	7493	3/9/2023	Completed	03/11/2023	3/10/2023	E20MW480010	CARES	2020	EN	756000528	756000528	HESG-CV		$ 10,555.35
6741872	1	13	7493	3/9/2023	Completed	03/11/2023	3/10/2023	E20MW480010	CARES	2020	EN	756000528	756000528	HESG-CV		$ 5,927.74
6741877	1	13	7493	3/9/2023	Completed	03/11/2023	3/10/2023	E20MW480010	CARES	2020	EN	756000528	756000528	HESG-CV		$ 6,147.37
6741880	1	13	7493	3/9/2023	Completed	03/11/2023	3/10/2023	E20MW480010	CARES	2020	EN	756000528	756000528	HESG-CV		$ 2,188.28
6741882	1	13	7493	3/9/2023	Completed	03/11/2023	3/10/2023	E20MW480010	CARES	2020	EN	756000528	756000528	HESG-CV		$ 1,021.45
6741883	1	13	7496	3/9/2023	Completed	03/11/2023	3/10/2023	E20MW480010	CARES	2020	EN	756000528	756000528	HESG-CV		$ 13,113.89
6741884	1	13	7496	3/9/2023	Completed	03/11/2023	3/10/2023	E20MW480010	CARES	2020	EN	756000528	756000528	HESG-CV		$ 10,275.02
6741885	1	13	7496	3/9/2023	Completed	03/11/2023	3/10/2023	E20MW480010	CARES	2020	EN	756000528	756000528	HESG-CV		$ 4,722.52
6741886	1	13	7496	3/9/2023	Completed	03/11/2023	3/10/2023	E20MW480010	CARES	2020	EN	756000528	756000528	HESG-CV		$ 1,900.79
6741890	1	13	7496	3/9/2023	Completed	03/11/2023	3/10/2023	E20MW480010	CARES	2020	EN	756000528	756000528	HESG-CV		$ 10,162.86
6741892	1	13	7496	3/9/2023	Completed	03/11/2023	3/10/2023	E20MW480010	CARES	2020	EN	756000528	756000528	HESG-CV		$ 12,070.98
6741896	1	12	7709	3/9/2023	Completed	03/11/2023	3/10/2023	B20MW480010	CARES	2020	EN	756000528	756000528	CDBG-CV		$ 8,415.37
6741902	1	12	7709	3/9/2023	Completed	03/11/2023	3/10/2023	B20MW480010	CARES	2020	EN	756000528	756000528	CDBG-CV		$ 8,498.87
6741906	1	8	7721	3/9/2023	Completed	03/11/2023	3/10/2023	B22MC480010		2022	EN	756000528	756000528	CDBG		$ 13,286.25
6741910	1	9	7722	3/9/2023	Completed	03/11/2023	3/10/2023	B22MC480010		2022	EN	756000528	756000528	CDBG		$ 4,946.91
6741912	1	7	7718	3/9/2023	Completed	03/11/2023	3/10/2023	B22MC480010		2022	EN	756000528	756000528	CDBG		$ 8,474.66
6741914	1	9	7723	3/9/2023	Completed	03/11/2023	3/10/2023	B22MC480010		2022	EN	756000528	756000528	CDBG		$ 7,244.56
6741915	1	9	7724	3/9/2023	Completed	03/11/2023	3/10/2023	B22MC480010		2022	EN	756000528	756000528	CDBG		$ 3,938.04

Voucher Number	Line Item	IDIS Project ID	IDIS Act ID	Voucher Created	Voucher Status	Status Date	LOCCS Send Date	Grant Number	CARES Act	Grant Year	Fund Type	Recipient TIN	Payee TIN	Program	PY	Drawn Amount
6742557	1	16	7682	3/10/2023	Completed	03/11/2023	3/10/2023	TXH21F002		2021	EN	756000528	756000528	HOPWA		$ 6,927.10
6742560	1	3	7623	3/10/2023	Completed	03/11/2023	3/10/2023	B17MC480010		2017	EN	756000528	756000528	CDBG		$ 3,543.50
6742561	1	3	7622	3/10/2023	Completed	03/11/2023	3/10/2023	B18MC480010		2018	EN	756000528	756000528	CDBG		$ 11,461.00
6742707	1	15	7666	3/10/2023	Completed	03/14/2023	3/13/2023	TXH21F002		2021	EN	756000528	756000528	HOPWA		$ 18,433.35
6742708	1	15	7667	3/10/2023	Completed	03/14/2023	3/13/2023	TXH21F002		2021	EN	756000528	756000528	HOPWA		$ 4,935.43
6742710	1	15	7666	3/10/2023	Completed	03/14/2023	3/13/2023	TXH21F002		2021	EN	756000528	756000528	HOPWA		$ 3,947.56
6742711	1	15	7667	3/10/2023	Completed	03/14/2023	3/13/2023	TXH21F002		2021	EN	756000528	756000528	HOPWA		$ 8,547.21
6742714	1	16	7668	3/10/2023	Completed	03/14/2023	3/13/2023	TXH21F002		2021	EN	756000528	756000528	HOPWA		$ 1,972.61
6742716	1	16	7669	3/10/2023	Completed	03/14/2023	3/13/2023	TXH21F002		2021	EN	756000528	756000528	HOPWA		$ 38,456.25
6742719	1	16	7670	3/10/2023	Completed	03/14/2023	3/13/2023	TXH21F002		2021	EN	756000528	756000528	HOPWA		$ 16,351.53
6742720	1	16	7671	3/10/2023	Completed	03/14/2023	3/13/2023	TXH21F002		2021	EN	756000528	756000528	HOPWA		$ 11,203.00
6742722	1	19	7476	3/10/2023	Completed	03/14/2023	3/13/2023	TXH20FHW002	CARES	2020	EN	756000528	756000528	HOPWA-CV		$ 3,560.95
6742723	1	19	7476	3/10/2023	Completed	03/14/2023	3/13/2023	TXH20FHW002	CARES	2020	EN	756000528	756000528	HOPWA-CV		$ 39,570.60
6742726	1	20	7488	3/10/2023	Completed	03/14/2023	3/13/2023	TXH20FHW002	CARES	2020	EN	756000528	756000528	HOPWA-CV		$ 479.00
6742727	1	20	7488	3/10/2023	Completed	03/14/2023	3/13/2023	TXH20FHW002	CARES	2020	EN	756000528	756000528	HOPWA-CV		$ 479.00
6742730	1	20	7488	3/10/2023	Completed	03/14/2023	3/13/2023	TXH20FHW002	CARES	2020	EN	756000528	756000528	HOPWA-CV		$ 1,279.00
6743775	1	17	7663	3/14/2023	Completed	03/16/2023	3/15/2023	TXH21F002		2021	EN	756000528	756000528	HOPWA		$ 18,374.93
6743776	1	17	7663	3/14/2023	Completed	03/16/2023	3/15/2023	TXH21F002		2021	EN	756000528	756000528	HOPWA		$ 25,256.83
6743777	1	17	7663	3/14/2023	Completed	03/16/2023	3/15/2023	TXH21F002		2021	EN	756000528	756000528	HOPWA		$ 28,384.00
6743778	1	17	7663	3/14/2023	Completed	03/16/2023	3/15/2023	TXH21F002		2021	EN	756000528	756000528	HOPWA		$ 20,008.04
6743779	1	17	7663	3/14/2023	Completed	03/16/2023	3/15/2023	TXH21F002		2021	EN	756000528	756000528	HOPWA		$ 35,192.43
6743780	1	17	7663	3/14/2023	Completed	03/16/2023	3/15/2023	TXH21F002		2021	EN	756000528	756000528	HOPWA		$ 34,323.00
6743780	3	16	7741	9/9/2023	Completed	03/16/2023	3/15/2023	TXH22F002		2022	EN	756000528	756000528	HOPWA		$ 16,552.19
6743780	4	16	7740	9/9/2023	Completed	03/16/2023	3/15/2023	TXH22F002		2022	EN	756000528	756000528	HOPWA		$ 905.09
6743780	5	16	7742	9/9/2023	Completed	03/16/2023	3/15/2023	TXH22F002		2022	EN	756000528	756000528	HOPWA		$ 30.81
6743782	1	16	7740	3/14/2023	Completed	03/16/2023	3/15/2023	TXH22F002		2022	EN	756000528	756000528	HOPWA		$ 3,233.84
6743783	1	16	7741	3/14/2023	Completed	03/16/2023	3/15/2023	TXH22F002		2022	EN	756000528	756000528	HOPWA		$ 57,411.97
6743784	1	16	7742	3/14/2023	Completed	03/16/2023	3/15/2023	TXH22F002		2022	EN	756000528	756000528	HOPWA		$ 16,424.74
6743785	1	16	7743	3/14/2023	Completed	03/16/2023	3/15/2023	TXH22F002		2022	EN	756000528	756000528	HOPWA		$ 22,406.00
6743786	1	19	7476	3/14/2023	Completed	03/16/2023	3/15/2023	TXH20FHW002	CARES	2020	EN	756000528	756000528	HOPWA-CV		$ 16,625.73
6743787	1	25	7492	3/14/2023	Completed	03/16/2023	3/15/2023	B20MW480010	CARES	2020	AD	756000528	756000528	CDBG-CV		$ 2,557.34
6743788	1	25	7492	3/14/2023	Completed	03/16/2023	3/15/2023	B20MW480010	CARES	2020	AD	756000528	756000528	CDBG-CV		$ 2,480.08
6743789	1	1	7573	3/14/2023	Completed	03/16/2023	3/15/2023	B20MW480010	CARES	2020	AD	756000528	756000528	CDBG-CV		$ 16,579.56
6743790	1	1	7573	3/14/2023	Completed	03/16/2023	3/15/2023	B20MW480010	CARES	2020	AD	756000528	756000528	CDBG-CV		$ 13,988.18
6745523	1	15	7666	3/18/2023	Completed	03/24/2023	3/23/2023	TXH21F002		2021	EN	756000528	756000528	HOPWA		$ 14,720.03
6745524	1	15	7667	3/18/2023	Completed	03/24/2023	3/23/2023	TXH21F002		2021	EN	756000528	756000528	HOPWA		$ 2,329.09
6745525	1	13	7731	3/18/2023	Completed	03/24/2023	3/23/2023	E22MC480010		2022	EN	756000528	756000528	HESG		$ 17,583.02
6745526	1	5	7712	3/18/2023	Completed	03/24/2023	3/23/2023	B22MC480010		2022	EN	756000528	756000528	CDBG		$ 13,632.00
6745528	1	12	7728	3/18/2023	Completed	03/24/2023	3/23/2023	B22MC480010		2022	EN	756000528	756000528	CDBG		$ 11,238.62
6745529	1	8	7719	3/18/2023	Completed	03/24/2023	3/23/2023	B22MC480010		2022	EN	756000528	756000528	CDBG		$ 5,058.34
6745530	1	10	7725	3/18/2023	Completed	03/24/2023	3/23/2023	B22MC480010		2022	EN	756000528	756000528	CDBG		$ 5,254.04
6745531	1	10	7726	3/18/2023	Completed	03/24/2023	3/23/2023	B22MC480010		2022	EN	756000528	756000528	CDBG		$ 4,169.50
6745532	1	6	7715	3/18/2023	Completed	03/24/2023	3/23/2023	B22MC480010		2022	EN	756000528	756000528	CDBG		$ 4,113.17
6745533	1	10	7727	3/18/2023	Completed	03/24/2023	3/23/2023	B22MC480010		2022	EN	756000528	756000528	CDBG		$ 4,138.23
6745534	1	6	7717	3/18/2023	Completed	03/24/2023	3/23/2023	B22MC480010		2022	EN	756000528	756000528	CDBG		$ 3,737.67
6745535	1	12	7709	3/18/2023	Completed	03/24/2023	3/23/2023	B20MW480010	CARES	2020	EN	756000528	756000528	CDBG-CV		$ 8,671.45
6745536	1	12	7709	3/18/2023	Completed	03/24/2023	3/23/2023	B20MW480010	CARES	2020	EN	756000528	756000528	CDBG-CV		$ 8,706.14
6745537	1	12	7709	3/18/2023	Completed	03/24/2023	3/23/2023	B20MW480010	CARES	2020	EN	756000528	756000528	CDBG-CV		$ 9,150.11
6748097	1	12	7728	3/23/2023	Completed	03/28/2023	3/27/2023	B22MC480010		2022	EN	756000528	756000528	CDBG		$ 14,161.47
6749815	1	1	7657	3/28/2023	Completed	03/30/2023	3/29/2023	M21MC480204		2021	AD	756000528	756000528	HOME		$ 13,749.60
6750473	1	20	7570	3/29/2023	Completed	03/30/2023	3/30/2023	B13MC480010		2013	LA	756000528	756000528	CDBG		$ 57,715.71
6750475	1	20	7570	3/29/2023	Completed	03/31/2023	3/30/2023	B20MC480010		2020	EN	756000528	756000528	CDBG		$ 46,921.89
6750476	1	5	7602	3/29/2023	Completed	03/30/2023	3/30/2023	B14MC480010		2014	LA	756000528	756000528	CDBG		$ 425.94
6750476	2	5	7602	3/29/2023	Completed	03/30/2023	3/30/2023	B15MC480010		2015	LA	756000528	756000528	CDBG		$ 20,634.06
6750477	1	3	7638	3/29/2023	Completed	03/31/2023	3/30/2023	B21MC480010		2021	EN	756000528	756000528	CDBG		$ 8,847.47
6750478	1	3	7638	3/29/2023	Completed	03/31/2023	3/30/2023	B21MC480010		2021	EN	756000528	756000528	CDBG		$ 6,561.48
6750479	1	3	7581	3/29/2023	Completed	03/31/2023	3/30/2023	B20MW480010	CARES	2020	EN	756000528	756000528	CDBG-CV		$ 14,194.71
6752465	1	7	7751	4/4/2023	Completed	04/13/2023	4/12/2023	M20MC480204		2020	EN	756000528	756000528	HOME		$ 14,999.00
6752466	1	7	7752	4/4/2023	Completed	04/13/2023	4/12/2023	M20MC480204		2020	EN	756000528	756000528	HOME		$ 14,999.00
6753696	1	6	7717	4/7/2023	Completed	04/11/2023	4/10/2023	B22MC480010		2022	EN	756000528	756000528	CDBG		$ 3,737.67
6753697	1	6	7716	4/7/2023	Completed	04/11/2023	4/10/2023	B22MC480010		2022	EN	756000528	756000528	CDBG		$ 1,100.31
6753699	1	9	7724	4/7/2023	Completed	04/11/2023	4/10/2023	B22MC480010		2022	EN	756000528	756000528	CDBG		$ 3,572.15
6753700	1	18	7478	4/7/2023	Completed	04/11/2023	4/10/2023	B20MW480010	CARES	2020	EN	756000528	756000528	CDBG-CV		$ 3,173.71
6753701	1	18	7478	4/7/2023	Completed	04/11/2023	4/10/2023	B20MW480010	CARES	2020	EN	756000528	756000528	CDBG-CV		$ 4,908.28
6753703	1	18	7478	4/7/2023	Completed	04/11/2023	4/10/2023	B20MW480010	CARES	2020	EN	756000528	756000528	CDBG-CV		$ 3,109.74
6753705	1	18	7478	4/7/2023	Completed	04/11/2023	4/10/2023	B20MW480010	CARES	2020	EN	756000528	756000528	CDBG-CV		$ 3,012.43
6753706	1	18	7478	4/7/2023	Completed	04/11/2023	4/10/2023	B20MW480010	CARES	2020	EN	756000528	756000528	CDBG-CV		$ 1,911.65
6753709	1	10	7727	4/7/2023	Completed	04/11/2023	4/10/2023	B22MC480010		2022	EN	756000528	756000528	CDBG		$ 5,327.64
6753710	1	6	7714	4/7/2023	Completed	04/11/2023	4/10/2023	B22MC480010		2022	EN	756000528	756000528	CDBG		$ 6,574.97

Voucher Number	Line Item	IDIS Project ID	IDIS Act ID	Voucher Created	Voucher Status	Status Date	LOCCS Send Date	Grant Number	CARES Act	Grant Year	Fund Type	Recipient TIN	Payee TIN	Program	PY	Drawn Amount
6753711	1	8	7719	4/7/2023	Completed	04/11/2023	4/10/2023	B22MC480010		2022	EN	756000528	756000528	CDBG		$ 7,804.60
6753713	1	8	7720	4/7/2023	Completed	04/11/2023	4/10/2023	B22MC480010		2022	EN	756000528	756000528	CDBG		$ 2,157.28
6753714	1	8	7721	4/7/2023	Completed	04/11/2023	4/10/2023	B22MC480010		2022	EN	756000528	756000528	CDBG		$ 14,039.50
6753715	1	10	7725	4/7/2023	Completed	04/11/2023	4/10/2023	B22MC480010		2022	EN	756000528	756000528	CDBG		$ 5,751.62
6753716	1	10	7726	4/7/2023	Completed	04/11/2023	4/10/2023	B22MC480010		2022	EN	756000528	756000528	CDBG		$ 4,169.50
6753717	1	6	7715	4/7/2023	Completed	04/11/2023	4/10/2023	B22MC480010		2022	EN	756000528	756000528	CDBG		$ 4,145.05
6753718	1	9	7722	4/7/2023	Completed	04/11/2023	4/10/2023	B22MC480010		2022	EN	756000528	756000528	CDBG		$ 2,429.58
6753719	1	9	7723	4/7/2023	Completed	04/11/2023	4/10/2023	B22MC480010		2022	EN	756000528	756000528	CDBG		$ 6,833.34
6753721	1	7	7718	4/7/2023	Completed	04/11/2023	4/10/2023	B22MC480010		2022	EN	756000528	756000528	CDBG		$ 9,084.37
6756185	1	7	7753	4/13/2023	Completed	04/20/2023	4/19/2023	M20MC480204		2020	EN	756000528	756000528	HOME		$ 14,999.00
6760399	1	12	7603	4/24/2023	Completed	04/25/2023	4/25/2023	B13MC480010		2013	LA	756000528	756000528	CDBG		$ 30,006.54
6760399	2	12	7603	4/24/2023	Completed	04/25/2023	4/25/2023	B14MC480010		2014	LA	756000528	756000528	CDBG		$ 2,126.06
6760400	1	6	7615	4/24/2023	Completed	04/26/2023	4/25/2023	B19MC480010		2019	EN	756000528	756000528	CDBG		$ 21,092.87
6760401	1	3	7623	4/24/2023	Completed	04/26/2023	4/25/2023	B17MC480010		2017	EN	756000528	756000528	CDBG		$ 1,561.52
6760402	1	3	7754	4/24/2023	Completed	04/26/2023	4/25/2023	B20MC480010		2020	EN	756000528	756000528	CDBG		$ 1,518.92
6760403	1	3	7754	4/24/2023	Completed	04/26/2023	4/25/2023	B20MC480010		2020	EN	756000528	756000528	CDBG		$ 2,184.10
6760405	1	3	7754	4/24/2023	Completed	04/26/2023	4/25/2023	B20MC480010		2020	EN	756000528	756000528	CDBG		$ 7,725.94
6760406	1	3	7755	4/24/2023	Completed	04/26/2023	4/25/2023	B21MC480010		2021	EN	756000528	756000528	CDBG		$ 223,390.69
6760408	1	3	7755	4/24/2023	Completed	04/26/2023	4/25/2023	B21MC480010		2021	EN	756000528	756000528	CDBG		$ 87,506.50
6760409	1	3	7711	4/24/2023	Completed	04/26/2023	4/25/2023	B22MC480010		2022	EN	756000528	756000528	CDBG		$ 11,114.69
6760411	1	3	7711	4/24/2023	Completed	04/25/2023	4/25/2023	B22MC480010		2022	EN	756000528	756000528	CDBG		$ 76,549.34
6760411	2	3	7711	4/24/2023	Completed	04/25/2023	4/25/2023	B22MC480010		2022	PI	756000528	756000528	CDBG		$ 19,786.53
6760994	1	17	7555	4/25/2023	Completed	04/27/2023	4/26/2023	TXH20F002		2020	EN	756000528	756000528	HOPWA		$ 7,122.89
6760995	1	17	7555	4/25/2023	Completed	04/27/2023	4/26/2023	TXH20F002		2020	EN	756000528	756000528	HOPWA		$ 8,017.82
6760996	1	17	7555	4/25/2023	Completed	04/27/2023	4/26/2023	TXH20F002		2020	EN	756000528	756000528	HOPWA		$ 9,378.69
6760998	1	17	7555	4/25/2023	Completed	04/27/2023	4/26/2023	TXH20F002		2020	EN	756000528	756000528	HOPWA		$ 14,078.81
6760999	1	17	7555	4/25/2023	Completed	04/27/2023	4/26/2023	TXH20F002		2020	EN	756000528	756000528	HOPWA		$ 15,294.97
6761001	1	17	7555	4/25/2023	Completed	04/27/2023	4/26/2023	TXH20F002		2020	EN	756000528	756000528	HOPWA		$ 15,201.09
6761002	1	14	7662	4/25/2023	Completed	04/27/2023	4/26/2023	TXH21F002		2021	AD	756000528	756000528	HOPWA		$ 1,958.33
6761003	1	14	7662	4/25/2023	Completed	04/27/2023	4/26/2023	TXH21F002		2021	AD	756000528	756000528	HOPWA		$ 1,963.18
6761004	1	14	7662	4/25/2023	Completed	04/27/2023	4/26/2023	TXH21F002		2021	AD	756000528	756000528	HOPWA		$ 846.28
6761006	1	14	7662	4/25/2023	Completed	04/27/2023	4/26/2023	TXH21F002		2021	AD	756000528	756000528	HOPWA		$ 1,476.16
6761007	1	14	7662	4/25/2023	Completed	04/27/2023	4/26/2023	TXH21F002		2021	AD	756000528	756000528	HOPWA		$ 724.27
6761008	1	14	7662	4/25/2023	Completed	04/27/2023	4/26/2023	TXH21F002		2021	AD	756000528	756000528	HOPWA		$ 685.94
6761083	1	14	7662	4/25/2023	Completed	04/27/2023	4/26/2023	TXH21F002		2021	AD	756000528	756000528	HOPWA		$ 1,709.67
6761084	1	14	7662	4/25/2023	Completed	04/27/2023	4/26/2023	TXH21F002		2021	AD	756000528	756000528	HOPWA		$ 3,084.34
6761085	1	17	7664	4/25/2023	Completed	04/27/2023	4/26/2023	TXH21F002		2021	EN	756000528	756000528	HOPWA		$ 1,850.39
6761086	1	17	7664	4/25/2023	Completed	04/27/2023	4/26/2023	TXH21F002		2021	EN	756000528	756000528	HOPWA		$ 443.20
6761088	1	17	7663	4/25/2023	Completed	04/27/2023	4/26/2023	TXH21F002		2021	EN	756000528	756000528	HOPWA		$ 42,810.00
6761089	1	17	7554	4/25/2023	Completed	04/27/2023	4/26/2023	TXH20F002		2020	EN	756000528	756000528	HOPWA		$ 7,424.00
6761090	1	17	7554	4/25/2023	Completed	04/27/2023	4/26/2023	TXH20F002		2020	EN	756000528	756000528	HOPWA		$ 10,741.00
6761091	1	17	7554	4/25/2023	Completed	04/27/2023	4/26/2023	TXH20F002		2020	EN	756000528	756000528	HOPWA		$ 15,256.00
6761092	1	17	7554	4/25/2023	Completed	04/27/2023	4/26/2023	TXH20F002		2020	EN	756000528	756000528	HOPWA		$ 13,368.96
6761093	1	17	7554	4/25/2023	Completed	04/27/2023	4/26/2023	TXH20F002		2020	EN	756000528	756000528	HOPWA		$ 8,533.57
6761094	1	17	7554	4/25/2023	Completed	04/27/2023	4/26/2023	TXH20F002		2020	EN	756000528	756000528	HOPWA		$ 2,626.00
6761095	1	17	7554	4/25/2023	Completed	04/27/2023	4/26/2023	TXH20F002		2020	EN	756000528	756000528	HOPWA		$ 2,105.00
6761096	1	15	7738	4/25/2023	Completed	04/27/2023	4/26/2023	TXH22F002		2022	EN	756000528	756000528	HOPWA		$ 9,177.69
6761097	1	15	7739	4/25/2023	Completed	04/27/2023	4/26/2023	TXH22F002		2022	EN	756000528	756000528	HOPWA		$ 3,721.16
6761098	1	15	7738	4/25/2023	Completed	04/27/2023	4/26/2023	TXH22F002		2022	EN	756000528	756000528	HOPWA		$ 59,235.42
6761099	1	15	7739	4/25/2023	Completed	04/27/2023	4/26/2023	TXH22F002		2022	EN	756000528	756000528	HOPWA		$ 3,721.16
6761101	1	16	7740	4/25/2023	Completed	04/27/2023	4/26/2023	TXH22F002		2022	EN	756000528	756000528	HOPWA		$ 3,233.84
6761102	1	16	7741	4/25/2023	Completed	04/27/2023	4/26/2023	TXH22F002		2022	EN	756000528	756000528	HOPWA		$ 58,952.07
6761103	1	16	7742	4/25/2023	Completed	04/27/2023	4/26/2023	TXH22F002		2022	EN	756000528	756000528	HOPWA		$ 14,877.92
6761105	1	16	7743	4/25/2023	Completed	04/27/2023	4/26/2023	TXH22F002		2022	EN	756000528	756000528	HOPWA		$ 24,872.75
6761109	1	15	7706	4/25/2023	Completed	04/27/2023	4/26/2023	TXH21F002		2021	EN	756000528	756000528	HOPWA		$ 9,872.00
6761110	1	17	7735	4/25/2023	Completed	04/27/2023	4/26/2023	TXH22F002		2022	EN	756000528	756000528	HOPWA		$ 4,787.00
6761113	1	17	7735	4/25/2023	Completed	04/27/2023	4/26/2023	TXH22F002		2022	EN	756000528	756000528	HOPWA		$ 1,288.00
6761114	1	17	7735	4/25/2023	Completed	04/27/2023	4/26/2023	TXH22F002		2022	EN	756000528	756000528	HOPWA		$ 6,541.46
6761119	1	13	7496	4/25/2023	Completed	04/27/2023	4/26/2023	E20MW480010	CARES	2020	EN	756000528	756000528	HESG-CV		$ 4,247.30
6761120	1	13	7496	4/25/2023	Completed	04/27/2023	4/26/2023	E20MW480010	CARES	2020	EN	756000528	756000528	HESG-CV		$ 11,281.65
6761122	1	13	7493	4/25/2023	Completed	04/27/2023	4/26/2023	E20MW480010	CARES	2020	EN	756000528	756000528	HESG-CV		$ 74,117.48
6761123	1	13	7661	4/25/2023	Completed	04/27/2023	4/26/2023	E21MC480010		2021	EN	756000528	756000528	HESG		$ 4,403.94
6761124	1	13	7661	4/25/2023	Completed	04/27/2023	4/26/2023	E21MC480010		2021	EN	756000528	756000528	HESG		$ 8,575.93
6761125	1	13	7661	4/25/2023	Completed	04/27/2023	4/26/2023	E21MC480010		2021	EN	756000528	756000528	HESG		$ 6,305.83
6761126	1	13	7661	4/25/2023	Completed	04/27/2023	4/26/2023	E21MC480010		2021	EN	756000528	756000528	HESG		$ 7,130.74
6761127	1	13	7661	4/25/2023	Completed	04/27/2023	4/26/2023	E21MC480010		2021	EN	756000528	756000528	HESG		$ 9,811.24
6761128	1	13	7661	4/25/2023	Completed	04/27/2023	4/26/2023	E21MC480010		2021	EN	756000528	756000528	HESG		$ 6,875.75
6761130	1	13	7661	4/25/2023	Completed	04/27/2023	4/26/2023	E21MC480010		2021	EN	756000528	756000528	HESG		$ 11,651.66
6761131	1	13	7661	4/25/2023	Completed	04/27/2023	4/26/2023	E21MC480010		2021	EN	756000528	756000528	HESG		$ 6,664.99

Voucher Number	Line Item	IDIS Project ID	IDIS Act ID	Voucher Created	Voucher Status	Status Date	LOCCS Send Date	Grant Number	CARES Act	Grant Year	Fund Type	Recipient TIN	Payee TIN	Program	PY	Drawn Amount
6761132	1	13	7661	4/25/2023	Completed	04/27/2023	4/26/2023	E21MC480010		2021	EN	756000528	756000528	HESG		$ 5,344.92
6761133	1	13	7661	4/25/2023	Completed	04/27/2023	4/26/2023	E21MC480010		2021	EN	756000528	756000528	HESG		$ 8,395.84
6761135	1	13	7661	4/25/2023	Completed	04/27/2023	4/26/2023	E21MC480010		2021	EN	756000528	756000528	HESG		$ 9,745.23
6761136	1	13	7661	4/25/2023	Completed	04/27/2023	4/26/2023	E21MC480010		2021	EN	756000528	756000528	HESG		$ 6,048.93
6761139	1	13	7731	4/25/2023	Completed	04/27/2023	4/26/2023	E22MC480010		2022	EN	756000528	756000528	HESG		$ 10,391.77
6761140	1	13	7731	4/25/2023	Completed	04/27/2023	4/26/2023	E22MC480010		2022	EN	756000528	756000528	HESG		$ 16,147.84
6761141	1	13	7731	4/25/2023	Completed	04/27/2023	4/26/2023	E22MC480010		2022	EN	756000528	756000528	HESG		$ 5,500.68
6761142	1	13	7731	4/25/2023	Completed	04/27/2023	4/26/2023	E22MC480010		2022	EN	756000528	756000528	HESG		$ 6,635.94
6761144	1	13	7731	4/25/2023	Completed	04/27/2023	4/26/2023	E22MC480010		2022	EN	756000528	756000528	HESG		$ 7,027.99
6761146	1	13	7732	4/25/2023	Completed	04/27/2023	4/26/2023	E22MC480010		2022	EN	756000528	756000528	HESG		$ 4,309.25
6761147	1	13	7732	4/25/2023	Completed	04/27/2023	4/26/2023	E22MC480010		2022	EN	756000528	756000528	HESG		$ 6,615.45
6761148	1	13	7731	4/25/2023	Completed	04/27/2023	4/26/2023	E22MC480010		2022	EN	756000528	756000528	HESG		$ 18,504.18
6762121	1	6	7714	4/27/2023	Completed	04/28/2023	4/27/2023	B22MC480010		2022	EN	756000528	756000528	CDBG		$ 4,975.80
6762155	1	12	7728	4/27/2023	Completed	04/28/2023	4/27/2023	B22MC480010		2022	EN	756000528	756000528	CDBG		$ 11,003.61
6762158	1	12	7728	4/27/2023	Completed	04/28/2023	4/27/2023	B22MC480010		2022	EN	756000528	756000528	CDBG		$ 9,237.23
6762161	1	6	7715	4/27/2023	Completed	04/28/2023	4/27/2023	B22MC480010		2022	EN	756000528	756000528	CDBG		$ 3,968.58
6762163	1	9	7722	4/27/2023	Completed	04/28/2023	4/27/2023	B22MC480010		2022	EN	756000528	756000528	CDBG		$ 9,180.29
6762164	1	9	7723	4/27/2023	Completed	04/28/2023	4/27/2023	B22MC480010		2022	EN	756000528	756000528	CDBG		$ 7,503.33
6762198	1	9	7724	4/27/2023	Completed	04/28/2023	4/27/2023	B22MC480010		2022	EN	756000528	756000528	CDBG		$ 3,320.28
6762200	1	6	7717	4/27/2023	Completed	04/28/2023	4/27/2023	B22MC480010		2022	EN	756000528	756000528	CDBG		$ 4,833.89
6762208	1	12	7709	4/27/2023	Completed	04/28/2023	4/27/2023	B20MW480010	CARES	2020	EN	756000528	756000528	CDBG-CV		$ 11,815.38
6762216	1	13	7493	4/27/2023	Completed	04/28/2023	4/27/2023	E20MW480010	CARES	2020	EN	756000528	756000528	HESG-CV		$ 8,897.90
6762238	1	13	7493	4/27/2023	Completed	04/28/2023	4/27/2023	E20MW480010	CARES	2020	EN	756000528	756000528	HESG-CV		$ 6,743.57
6762243	1	20	7488	4/27/2023	Completed	04/28/2023	4/27/2023	TXH20FHW002	CARES	2020	EN	756000528	756000528	HOPWA-CV		$ 479.00
6764294	1	3	7581	5/2/2023	Completed	05/04/2023	5/3/2023	B20MW480010	CARES	2020	EN	756000528	756000528	CDBG-CV		$ 33,120.02
6764295	1	3	7710	5/2/2023	Completed	05/04/2023	5/3/2023	B22MC480010		2022	EN	756000528	756000528	CDBG		$ 7,704.30
6764297	1	5	7602	5/2/2023	Completed	05/03/2023	5/3/2023	B15MC480010		2015	LA	756000528	756000528	CDBG		$ 39,204.00
6765415	1	1	7697	5/4/2023	Completed	05/06/2023	5/5/2023	B22MC480010		2022	AD	756000528	756000528	CDBG		$ 905.60
6765416	1	1	7697	5/4/2023	Completed	05/06/2023	5/5/2023	B22MC480010		2022	AD	756000528	756000528	CDBG		$ 1,009.92
6765417	1	1	7697	5/4/2023	Completed	05/06/2023	5/5/2023	B22MC480010		2022	AD	756000528	756000528	CDBG		$ 1,131.56
6765418	1	1	7698	5/4/2023	Completed	05/06/2023	5/5/2023	B22MC480010		2022	AD	756000528	756000528	CDBG		$ 8,002.69
6765419	1	1	7698	5/4/2023	Completed	05/06/2023	5/5/2023	B22MC480010		2022	AD	756000528	756000528	CDBG		$ 4,804.95
6765420	1	1	7698	5/4/2023	Completed	05/06/2023	5/5/2023	B22MC480010		2022	AD	756000528	756000528	CDBG		$ 10,863.12
6765421	1	1	7699	5/4/2023	Completed	05/06/2023	5/5/2023	B22MC480010		2022	AD	756000528	756000528	CDBG		$ 26,350.89
6765422	1	1	7699	5/4/2023	Completed	05/06/2023	5/5/2023	B22MC480010		2022	AD	756000528	756000528	CDBG		$ 20,137.51
6765423	1	1	7699	5/4/2023	Completed	05/06/2023	5/5/2023	B22MC480010		2022	AD	756000528	756000528	CDBG		$ 26,120.52
6765424	1	1	7700	5/4/2023	Completed	05/06/2023	5/5/2023	B22MC480010		2022	AD	756000528	756000528	CDBG		$ 17,618.81
6765425	1	1	7700	5/4/2023	Completed	05/06/2023	5/5/2023	B22MC480010		2022	AD	756000528	756000528	CDBG		$ 19,284.14
6765426	1	1	7700	5/4/2023	Completed	05/06/2023	5/5/2023	B22MC480010		2022	AD	756000528	756000528	CDBG		$ 11,090.96
6765427	1	1	7701	5/4/2023	Completed	05/06/2023	5/5/2023	B22MC480010		2022	AD	756000528	756000528	CDBG		$ 21,644.84
6765428	1	1	7701	5/4/2023	Completed	05/06/2023	5/5/2023	B22MC480010		2022	AD	756000528	756000528	CDBG		$ 19,515.43
6765429	1	1	7701	5/4/2023	Completed	05/06/2023	5/5/2023	B22MC480010		2022	AD	756000528	756000528	CDBG		$ 18,571.65
6765430	1	2	7703	5/4/2023	Completed	05/06/2023	5/5/2023	B22MC480010		2022	EN	756000528	756000528	CDBG		$ 12,416.93
6765431	1	2	7703	5/4/2023	Completed	05/06/2023	5/5/2023	B22MC480010		2022	EN	756000528	756000528	CDBG		$ 8,545.70
6765432	1	2	7703	5/4/2023	Completed	05/06/2023	5/5/2023	B22MC480010		2022	EN	756000528	756000528	CDBG		$ 10,553.60
6765433	1	1	7702	5/4/2023	Completed	05/06/2023	5/5/2023	B22MC480010		2022	AD	756000528	756000528	CDBG		$ 11,510.56
6765434	1	1	7702	5/4/2023	Completed	05/06/2023	5/5/2023	B22MC480010		2022	AD	756000528	756000528	CDBG		$ 13,574.44
6765435	1	1	7702	5/4/2023	Completed	05/06/2023	5/5/2023	B22MC480010		2022	AD	756000528	756000528	CDBG		$ 10,192.14
6765436	1	2	7704	5/4/2023	Completed	05/06/2023	5/5/2023	B22MC480010		2022	EN	756000528	756000528	CDBG		$ 57,649.96
6765437	1	2	7704	5/4/2023	Completed	05/06/2023	5/5/2023	B22MC480010		2022	EN	756000528	756000528	CDBG		$ 46,228.77
6765438	1	2	7704	5/4/2023	Completed	05/06/2023	5/5/2023	B22MC480010		2022	EN	756000528	756000528	CDBG		$ 53,492.83
6765799	1	15	7761	5/5/2023	Completed	05/10/2023	5/9/2023	TXH20F002		2020	EN	756000528	756000528	HOPWA		$ 11,444.63
6766293	1	1	7657	5/8/2023	Completed	05/10/2023	5/9/2023	M21MC480204		2021	AD	756000528	756000528	HOME		$ 15,516.27
6766294	1	1	7694	5/8/2023	Completed	05/10/2023	5/9/2023	M21MP480204		2021	AD	756000528	756000528	HOME-ARP		$ 2,612.14
6766295	1	3	7531	5/8/2023	Completed	05/10/2023	5/9/2023	B20MC480010		2020	EN	756000528	756000528	CDBG		$ 29,717.50
6766297	1	3	7531	5/8/2023	Completed	05/10/2023	5/9/2023	B20MC480010		2020	EN	756000528	756000528	CDBG		$ 17,447.14
6766298	1	3	7531	5/8/2023	Completed	05/10/2023	5/9/2023	B20MC480010		2020	EN	756000528	756000528	CDBG		$ 5,322.21
6767983	1	5	7712	5/11/2023	Completed	05/13/2023	5/12/2023	B22MC480010		2022	EN	756000528	756000528	CDBG		$ 11,599.00
6767984	1	5	7712	5/11/2023	Completed	05/13/2023	5/12/2023	B22MC480010		2022	EN	756000528	756000528	CDBG		$ 8,086.00
6767985	1	8	7720	5/11/2023	Completed	05/13/2023	5/12/2023	B22MC480010		2022	EN	756000528	756000528	CDBG		$ 2,468.13
6767986	1	8	7720	5/11/2023	Completed	05/13/2023	5/12/2023	B22MC480010		2022	EN	756000528	756000528	CDBG		$ 3,612.41
6767987	1	8	7720	5/11/2023	Completed	05/13/2023	5/12/2023	B22MC480010		2022	EN	756000528	756000528	CDBG		$ 3,789.68
6767988	1	8	7721	5/11/2023	Completed	05/13/2023	5/12/2023	B22MC480010		2022	EN	756000528	756000528	CDBG		$ 2,858.50
6767989	1	10	7725	5/11/2023	Completed	05/13/2023	5/12/2023	B22MC480010		2022	EN	756000528	756000528	CDBG		$ 6,993.63
6767990	1	10	7726	5/11/2023	Completed	05/13/2023	5/12/2023	B22MC480010		2022	EN	756000528	756000528	CDBG		$ 27,652.00
6767991	1	7	7718	5/11/2023	Completed	05/13/2023	5/12/2023	B22MC480010		2022	EN	756000528	756000528	CDBG		$ 8,900.81
6767992	1	10	7727	5/11/2023	Completed	05/13/2023	5/12/2023	B22MC480010		2022	EN	756000528	756000528	CDBG		$ 7,431.78
6767993	1	6	7716	5/11/2023	Completed	05/13/2023	5/12/2023	B22MC480010		2022	EN	756000528	756000528	CDBG		$ 1,216.52
6769282	1	1	7657	5/16/2023	Completed	05/17/2023	5/16/2023	M21MC480204		2021	AD	756000528	756000528	HOME		$ 11,079.94

Voucher Number	Line Item	IDIS Project ID	IDIS Act ID	Voucher Created	Voucher Status	Status Date	LOCCS Send Date	Grant Number	CARES Act	Grant Year	Fund Type	Recipient TIN	Payee TIN	Program	PY	Drawn Amount
6771177	1	6	7714	5/20/2023	Completed	05/31/2023	5/30/2023	B22MC480010		2022	EN	756000528	756000528	CDBG		$ 6,301.70
6771178	1	8	7719	5/20/2023	Completed	05/31/2023	5/30/2023	B22MC480010		2022	EN	756000528	756000528	CDBG		$ 14,396.83
6771179	1	10	7725	5/20/2023	Completed	05/31/2023	5/30/2023	B22MC480010		2022	EN	756000528	756000528	CDBG		$ 6,002.38
6771180	1	10	7726	5/20/2023	Completed	05/31/2023	5/30/2023	B22MC480010		2022	EN	756000528	756000528	CDBG		$ 1,488.00
6771181	1	9	7722	5/20/2023	Completed	05/31/2023	5/30/2023	B22MC480010		2022	EN	756000528	756000528	CDBG		$ 7,736.07
6771182	1	10	7727	5/20/2023	Completed	05/31/2023	5/30/2023	B22MC480010		2022	EN	756000528	756000528	CDBG		$ 5,478.81
6771183	1	13	7493	5/20/2023	Completed	05/31/2023	5/30/2023	E20MW480010	CARES	2020	EN	756000528	756000528	HESG-CV		$ 6,427.89
6771184	1	13	7731	5/20/2023	Completed	05/31/2023	5/30/2023	E22MC480010		2022	EN	756000528	756000528	HESG		$ 7,392.04
6771185	1	13	7731	5/20/2023	Completed	05/31/2023	5/30/2023	E22MC480010		2022	EN	756000528	756000528	HESG		$ 20,304.13
6771186	1	13	7732	5/20/2023	Completed	05/31/2023	5/30/2023	E22MC480010		2022	EN	756000528	756000528	HESG		$ 8,536.35
6771187	1	13	7493	5/20/2023	Completed	05/31/2023	5/30/2023	E20MW480010	CARES	2020	EN	756000528	756000528	HESG-CV		$ 8,640.56
6771188	1	13	7496	5/20/2023	Completed	05/31/2023	5/30/2023	E20MW480010	CARES	2020	EN	756000528	756000528	HESG-CV		$ 23,307.59
6771189	1	13	7496	5/20/2023	Completed	05/31/2023	5/30/2023	E20MW480010	CARES	2020	EN	756000528	756000528	HESG-CV		$ 9,864.07
6771190	1	20	7488	5/20/2023	Completed	05/31/2023	5/30/2023	TXH20FHW002	CARES	2020	EN	756000528	756000528	HOPWA-CV		$ 396.46
6771191	1	20	7488	5/20/2023	Completed	05/31/2023	5/30/2023	TXH20FHW002	CARES	2020	EN	756000528	756000528	HOPWA-CV		$ 387.92
6771192	1	20	7488	5/20/2023	Completed	05/31/2023	5/30/2023	TXH20FHW002	CARES	2020	EN	756000528	756000528	HOPWA-CV		$ 396.67
6771193	1	20	7488	5/20/2023	Completed	05/31/2023	5/30/2023	TXH20FHW002	CARES	2020	EN	756000528	756000528	HOPWA-CV		$ 396.67
6771194	1	20	7488	5/20/2023	Completed	05/31/2023	5/30/2023	TXH20FHW002	CARES	2020	EN	756000528	756000528	HOPWA-CV		$ 479.00
6771195	1	16	7740	5/20/2023	Completed	05/31/2023	5/30/2023	TXH22F002		2022	EN	756000528	756000528	HOPWA		$ 3,233.84
6771196	1	16	7741	5/20/2023	Completed	05/31/2023	5/30/2023	TXH22F002		2022	EN	756000528	756000528	HOPWA		$ 60,134.15
6771197	1	16	7742	5/20/2023	Completed	05/31/2023	5/30/2023	TXH22F002		2022	EN	756000528	756000528	HOPWA		$ 17,409.44
6771198	1	16	7743	5/20/2023	Completed	05/31/2023	5/30/2023	TXH22F002		2022	EN	756000528	756000528	HOPWA		$ 25,849.19
6771199	1	15	7665	5/20/2023	Completed	05/31/2023	5/30/2023	TXH21F002		2021	EN	756000528	756000528	HOPWA		$ 1,716.54
6771200	1	15	7667	5/20/2023	Completed	05/31/2023	5/30/2023	TXH21F002		2021	EN	756000528	756000528	HOPWA		$ 142.05
6774236	1	3	7755	5/30/2023	Completed	05/31/2023	5/30/2023	B21MC480010		2021	EN	756000528	756000528	CDBG		$ 107,870.42
6774238	1	3	7711	5/30/2023	Completed	05/31/2023	5/30/2023	B22MC480010		2022	EN	756000528	756000528	CDBG		$ 161,653.73
6775493	1	13	7731	6/1/2023	Completed	06/07/2023	6/2/2023	E22MC480010		2022	EN	756000528	756000528	HESG		$ 18,497.57
6775495	1	13	7658	6/1/2023	Completed	06/07/2023	6/2/2023	E21MC480010		2021	AD	756000528	756000528	HESG		$ 1,543.72
6775496	1	13	7658	6/1/2023	Completed	06/07/2023	6/2/2023	E21MC480010		2021	AD	756000528	756000528	HESG		$ 1,012.52
6775497	1	13	7658	6/1/2023	Completed	06/07/2023	6/2/2023	E21MC480010		2021	AD	756000528	756000528	HESG		$ 3,371.74
6775498	1	13	7658	6/1/2023	Completed	06/07/2023	6/2/2023	E21MC480010		2021	AD	756000528	756000528	HESG		$ 4,101.75
6775499	1	13	7658	6/1/2023	Completed	06/07/2023	6/2/2023	E21MC480010		2021	AD	756000528	756000528	HESG		$ 1,144.86
6775501	1	13	7658	6/1/2023	Completed	06/07/2023	6/2/2023	E21MC480010		2021	AD	756000528	756000528	HESG		$ 2,815.41
6775502	1	13	7658	6/1/2023	Completed	06/07/2023	6/2/2023	E21MC480010		2021	AD	756000528	756000528	HESG		$ 2,138.03
6775503	1	13	7658	6/1/2023	Completed	06/07/2023	6/2/2023	E21MC480010		2021	AD	756000528	756000528	HESG		$ 631.72
6775504	1	13	7658	6/1/2023	Completed	06/07/2023	6/2/2023	E21MC480010		2021	AD	756000528	756000528	HESG		$ 715.27
6775505	1	13	7658	6/1/2023	Completed	06/07/2023	6/2/2023	E21MC480010		2021	AD	756000528	756000528	HESG		$ 1,760.82
6775506	1	13	7658	6/1/2023	Completed	06/07/2023	6/2/2023	E21MC480010		2021	AD	756000528	756000528	HESG		$ 3,123.84
6775507	1	13	7658	6/1/2023	Completed	06/07/2023	6/2/2023	E21MC480010		2021	AD	756000528	756000528	HESG		$ 1,577.82
6775966	1	12	7709	6/2/2023	Completed	06/07/2023	6/5/2023	B20MW480010	CARES	2020	EN	756000528	756000528	CDBG-CV		$ 8,180.51
6775967	1	3	7581	6/2/2023	Completed	06/07/2023	6/5/2023	B20MW480010	CARES	2020	EN	756000528	756000528	CDBG-CV		$ 94,231.17
6775968	1	3	7622	6/2/2023	Completed	06/07/2023	6/5/2023	B18MC480010		2018	EN	756000528	756000528	CDBG		$ 16,351.50
6775969	1	6	7615	6/2/2023	Completed	06/07/2023	6/5/2023	B19MC480010		2019	EN	756000528	756000528	CDBG		$ 27,337.80
6775970	1	6	7615	6/2/2023	Completed	06/07/2023	6/5/2023	B19MC480010		2019	EN	756000528	756000528	CDBG		$ 13,850.37
6775971	1	3	7710	6/2/2023	Completed	06/07/2023	6/5/2023	B22MC480010		2022	EN	756000528	756000528	CDBG		$ 18,781.45
6775972	1	5	7602	6/2/2023	Completed	06/05/2023	6/5/2023	B15MC480010		2015	LA	756000528	756000528	CDBG		$ 12,960.00
6776471	1	3	7532	6/5/2023	Completed	06/07/2023	6/6/2023	B20MC480010		2020	EN	756000528	756000528	CDBG		$ 3,904.00
6777483	1	3	7710	6/7/2023	Completed	06/13/2023	6/12/2023	B22MC480010		2022	EN	756000528	756000528	CDBG		$ 179,559.17
6777484	1	8	7719	6/7/2023	Completed	06/13/2023	6/12/2023	B22MC480010		2022	EN	756000528	756000528	CDBG		$ 7,605.29
6777485	1	8	7720	6/7/2023	Completed	06/13/2023	6/12/2023	B22MC480010		2022	EN	756000528	756000528	CDBG		$ 3,896.13
6777486	1	8	7721	6/7/2023	Completed	06/13/2023	6/12/2023	B22MC480010		2022	EN	756000528	756000528	CDBG		$ 2,897.50
6777487	1	6	7715	6/7/2023	Completed	06/13/2023	6/12/2023	B22MC480010		2022	EN	756000528	756000528	CDBG		$ 4,069.26
6777488	1	9	7723	6/7/2023	Completed	06/13/2023	6/12/2023	B22MC480010		2022	EN	756000528	756000528	CDBG		$ 7,104.66
6777489	1	7	7718	6/7/2023	Completed	06/13/2023	6/12/2023	B22MC480010		2022	EN	756000528	756000528	CDBG		$ 8,244.23
6777490	1	6	7717	6/7/2023	Completed	06/13/2023	6/12/2023	B22MC480010		2022	EN	756000528	756000528	CDBG		$ 3,737.69
6777491	1	6	7716	6/7/2023	Completed	06/13/2023	6/12/2023	B22MC480010		2022	EN	756000528	756000528	CDBG		$ 483.86
6777492	1	9	7724	6/7/2023	Completed	06/13/2023	6/12/2023	B22MC480010		2022	EN	756000528	756000528	CDBG		$ 3,397.83
6778079	1	7	7760	6/8/2023	Completed	06/13/2023	6/12/2023	M20MC480204		2020	EN	756000528	756000528	HOME		$ 14,999.00
6779776	1	7	7757	6/14/2023	Completed	06/15/2023	6/14/2023	M20MC480204		2020	EN	756000528	756000528	HOME		$ 14,999.00
6779785	1	7	7762	6/14/2023	Completed	06/15/2023	6/14/2023	M20MC480204		2020	EN	756000528	756000528	HOME		$ 17,598.00
6779795	1	7	7763	6/14/2023	Completed	06/15/2023	6/14/2023	M20MC480204		2020	EN	756000528	756000528	HOME		$ 14,999.00
6781209	1	7	7756	6/16/2023	Completed	06/21/2023	6/20/2023	M20MC480204		2020	EN	756000528	756000528	HOME		$ 20,000.00
6781210	1	7	7759	6/16/2023	Completed	06/21/2023	6/20/2023	M20MC480204		2020	EN	756000528	756000528	HOME		$ 14,999.00
6781407	1	1	7697	6/17/2023	Completed	06/21/2023	6/20/2023	B22MC480010		2022	AD	756000528	756000528	CDBG		$ 1,083.66
6781408	1	1	7697	6/17/2023	Completed	06/21/2023	6/20/2023	B22MC480010		2022	AD	756000528	756000528	CDBG		$ 1,253.21
6781409	1	1	7698	6/17/2023	Completed	06/21/2023	6/20/2023	B22MC480010		2022	AD	756000528	756000528	CDBG		$ 9,712.47
6781410	1	1	7698	6/17/2023	Completed	06/21/2023	6/20/2023	B22MC480010		2022	AD	756000528	756000528	CDBG		$ 16,462.06
6781411	1	1	7699	6/17/2023	Completed	06/21/2023	6/20/2023	B22MC480010		2022	AD	756000528	756000528	CDBG		$ 29,643.38
6781412	1	1	7699	6/17/2023	Completed	06/21/2023	6/20/2023	B22MC480010		2022	AD	756000528	756000528	CDBG		$ 27,318.06

Voucher Number	Line Item	IDIS Project ID	IDIS Act ID	Voucher Created	Voucher Status	Status Date	LOCCS Send Date	Grant Number	CARES Act	Grant Year	Fund Type	Recipient TIN	Payee TIN	Program	PY	Drawn Amount
6781413	1	1	7700	6/17/2023	Completed	06/21/2023	6/20/2023	B22MC480010		2022	AD	756000528	756000528	CDBG		$ 11,241.62
6781414	1	1	7700	6/17/2023	Completed	06/21/2023	6/20/2023	B22MC480010		2022	AD	756000528	756000528	CDBG		$ 17,430.83
6781415	1	1	7701	6/17/2023	Completed	06/21/2023	6/20/2023	B22MC480010		2022	AD	756000528	756000528	CDBG		$ 18,232.81
6781416	1	1	7701	6/17/2023	Completed	06/21/2023	6/20/2023	B22MC480010		2022	AD	756000528	756000528	CDBG		$ 17,505.56
6781417	1	2	7703	6/17/2023	Completed	06/21/2023	6/20/2023	B22MC480010		2022	EN	756000528	756000528	CDBG		$ 10,440.56
6781418	1	2	7703	6/17/2023	Completed	06/21/2023	6/20/2023	B22MC480010		2022	EN	756000528	756000528	CDBG		$ 11,582.16
6781419	1	1	7702	6/17/2023	Completed	06/21/2023	6/20/2023	B22MC480010		2022	AD	756000528	756000528	CDBG		$ 11,724.52
6781420	1	1	7702	6/17/2023	Completed	06/21/2023	6/20/2023	B22MC480010		2022	AD	756000528	756000528	CDBG		$ 11,621.30
6781421	1	2	7704	6/17/2023	Completed	06/21/2023	6/20/2023	B22MC480010		2022	EN	756000528	756000528	CDBG		$ 52,975.16
6781422	1	2	7704	6/17/2023	Completed	06/21/2023	6/20/2023	B22MC480010		2022	EN	756000528	756000528	CDBG		$ 53,725.65
6783720	1	7	7688	6/22/2023	Completed	07/04/2023	7/3/2023	B18MC480010		2018	EN	756000528	756000528	CDBG		$ 250,000.00
6783720	2	7	7688	6/22/2023	Completed	07/04/2023	7/3/2023	B19MC480010		2019	EN	756000528	756000528	CDBG		$ 111,397.82
6783720	3	7	7688	6/22/2023	Completed	07/04/2023	7/3/2023	B20MC480010		2020	EN	756000528	756000528	CDBG		$ 138,602.18
6783723	1	3	7531	6/22/2023	Completed	07/04/2023	7/3/2023	B20MC480010		2020	EN	756000528	756000528	CDBG		$ 56,996.27
6783725	1	5	7602	6/22/2023	Completed	07/03/2023	7/3/2023	B15MC480010		2015	LA	756000528	756000528	CDBG		$ 1,785.00
6786330	1	5	7602	6/28/2023	Completed	07/03/2023	7/3/2023	B15MC480010		2015	LA	756000528	756000528	CDBG		$ 7,823.98
6786331	1	12	7422	6/28/2023	Completed	07/04/2023	7/3/2023	B18MC480010		2018	EN	756000528	756000528	CDBG		$ 1,300.00
6786332	1	25	7492	6/28/2023	Completed	07/04/2023	7/3/2023	B20MW480010	CARES	2020	AD	756000528	756000528	CDBG-CV		$ 10,597.26
6786333	1	25	7492	6/28/2023	Completed	07/04/2023	7/3/2023	B20MW480010	CARES	2020	AD	756000528	756000528	CDBG-CV		$ 10,967.65
6786334	1	25	7492	6/28/2023	Completed	07/04/2023	7/3/2023	B20MW480010	CARES	2020	AD	756000528	756000528	CDBG-CV		$ 10,561.54
6786335	1	1	7573	6/28/2023	Completed	07/04/2023	7/3/2023	B20MW480010	CARES	2020	AD	756000528	756000528	CDBG-CV		$ 16,365.69
6786336	1	1	7573	6/28/2023	Completed	07/04/2023	7/3/2023	B20MW480010	CARES	2020	AD	756000528	756000528	CDBG-CV		$ 5,823.24
6786337	1	1	7573	6/28/2023	Completed	07/04/2023	7/3/2023	B20MW480010	CARES	2020	AD	756000528	756000528	CDBG-CV		$ 5,958.93
6786338	1	13	7495	6/28/2023	Completed	07/04/2023	7/3/2023	E20MW480010	CARES	2020	AD	756000528	756000528	HESG-CV		$ 183.21
6786339	1	13	7495	6/28/2023	Completed	07/04/2023	7/3/2023	E20MW480010	CARES	2020	AD	756000528	756000528	HESG-CV		$ 5,414.32
6786901	1	13	7495	6/29/2023	Completed	07/04/2023	7/3/2023	E20MW480010	CARES	2020	AD	756000528	756000528	HESG-CV		$ 6,445.41
6786903	1	13	7495	6/29/2023	Completed	07/04/2023	7/3/2023	E20MW480010	CARES	2020	AD	756000528	756000528	HESG-CV		$ 4,813.44
6786904	1	13	7495	6/29/2023	Completed	07/04/2023	7/3/2023	E20MW480010	CARES	2020	AD	756000528	756000528	HESG-CV		$ 9,440.52
6786905	1	13	7495	6/29/2023	Completed	07/04/2023	7/3/2023	E20MW480010	CARES	2020	AD	756000528	756000528	HESG-CV		$ 13,360.18
6786940	1	6	7716	6/29/2023	Completed	07/04/2023	7/3/2023	B22MC480010		2022	EN	756000528	756000528	CDBG		$ 3,440.14
6786942	1	10	7727	6/29/2023	Completed	07/04/2023	7/3/2023	B22MC480010		2022	EN	756000528	756000528	CDBG		$ 4,480.45
6786943	1	9	7723	6/29/2023	Completed	07/04/2023	7/3/2023	B22MC480010		2022	EN	756000528	756000528	CDBG		$ 7,112.00
6786944	1	9	7722	6/29/2023	Completed	07/04/2023	7/3/2023	B22MC480010		2022	EN	756000528	756000528	CDBG		$ 6,529.67
6786945	1	10	7725	6/29/2023	Completed	07/04/2023	7/3/2023	B22MC480010		2022	EN	756000528	756000528	CDBG		$ 5,998.46
6786946	1	8	7721	6/29/2023	Completed	07/04/2023	7/3/2023	B22MC480010		2022	EN	756000528	756000528	CDBG		$ 2,990.75
6787431	1	6	7714	7/1/2023	Completed	07/04/2023	7/3/2023	B22MC480010		2022	EN	756000528	756000528	CDBG		$ 6,603.81
6787432	1	5	7712	7/1/2023	Completed	07/04/2023	7/3/2023	B22MC480010		2022	EN	756000528	756000528	CDBG		$ 8,011.00
6787433	1	12	7709	7/1/2023	Completed	07/04/2023	7/3/2023	B20MW480010	CARES	2020	EN	756000528	756000528	CDBG-CV		$ 7,682.36
6787434	1	20	7477	7/1/2023	Completed	07/04/2023	7/3/2023	B20MW480010	CARES	2020	EN	756000528	756000528	CDBG-CV		$ 18.46
6787435	1	20	7477	7/1/2023	Completed	07/04/2023	7/3/2023	B20MW480010	CARES	2020	EN	756000528	756000528	CDBG-CV		$ 973.18
6787762	1	7	7341	7/3/2023	Completed	07/07/2023	7/6/2023	B16MC480010		2016	EN	756000528	756000528	CDBG		$ 4,693.96
6787763	1	5	7758	7/3/2023	Completed	07/07/2023	7/6/2023	B19MC480010		2019	EN	756000528	756000528	CDBG		$ 66,784.88
6787764	1	3	7710	7/3/2023	Completed	07/07/2023	7/6/2023	B22MC480010		2022	EN	756000528	756000528	CDBG		$ 7,704.30
6787765	1	13	7496	7/3/2023	Completed	07/07/2023	7/6/2023	E20MW480010	CARES	2020	EN	756000528	756000528	HESG-CV		$ 46,472.49
6787766	1	13	7493	7/3/2023	Completed	07/07/2023	7/6/2023	E20MW480010	CARES	2020	EN	756000528	756000528	HESG-CV		$ 1,782.95
6787767	1	13	7493	7/3/2023	Completed	07/07/2023	7/6/2023	E20MW480010	CARES	2020	EN	756000528	756000528	HESG-CV		$ 5,150.03
6787768	1	13	7493	7/3/2023	Completed	07/07/2023	7/6/2023	E20MW480010	CARES	2020	EN	756000528	756000528	HESG-CV		$ 3,203.57
6787770	1	13	7493	7/3/2023	Completed	07/07/2023	7/6/2023	E20MW480010	CARES	2020	EN	756000528	756000528	HESG-CV		$ 13,013.25
6787771	1	13	7493	7/3/2023	Completed	07/07/2023	7/6/2023	E20MW480010	CARES	2020	EN	756000528	756000528	HESG-CV		$ 9,530.29
6787772	1	13	7731	7/3/2023	Completed	07/07/2023	7/6/2023	E22MC480010		2022	EN	756000528	756000528	HESG		$ 5,382.36
6787773	1	13	7731	7/3/2023	Completed	07/07/2023	7/6/2023	E22MC480010		2022	EN	756000528	756000528	HESG		$ 15,433.13
6787774	1	13	7732	7/3/2023	Completed	07/07/2023	7/6/2023	E22MC480010		2022	EN	756000528	756000528	HESG		$ 2,040.50
6787775	1	13	7659	7/3/2023	Completed	07/07/2023	7/6/2023	E21MC480010		2021	EN	756000528	756000528	HESG		$ 5,982.31
6787776	1	15	7738	7/3/2023	Completed	07/07/2023	7/6/2023	TXH22F002		2022	EN	756000528	756000528	HOPWA		$ 4,248.20
6787777	1	15	7739	7/3/2023	Completed	07/07/2023	7/6/2023	TXH22F002		2022	EN	756000528	756000528	HOPWA		$ 3,806.70
6787778	1	16	7740	7/3/2023	Completed	07/07/2023	7/6/2023	TXH22F002		2022	EN	756000528	756000528	HOPWA		$ 3,628.16
6787779	1	16	7741	7/3/2023	Completed	07/07/2023	7/6/2023	TXH22F002		2022	EN	756000528	756000528	HOPWA		$ 61,463.78
6787780	1	16	7742	7/3/2023	Completed	07/07/2023	7/6/2023	TXH22F002		2022	EN	756000528	756000528	HOPWA		$ 20,128.03
6787781	1	16	7743	7/3/2023	Completed	07/07/2023	7/6/2023	TXH22F002		2022	EN	756000528	756000528	HOPWA		$ 26,302.29
6787782	1	16	7740	7/3/2023	Completed	07/07/2023	7/6/2023	TXH22F002		2022	EN	756000528	756000528	HOPWA		$ 3,271.38
6787783	1	16	7741	7/3/2023	Completed	07/07/2023	7/6/2023	TXH22F002		2022	EN	756000528	756000528	HOPWA		$ 63,658.70
6787784	1	16	7742	7/3/2023	Completed	07/07/2023	7/6/2023	TXH22F002		2022	EN	756000528	756000528	HOPWA		$ 19,519.25
6787786	1	16	7740	7/3/2023	Completed	07/07/2023	7/6/2023	TXH22F002		2022	EN	756000528	756000528	HOPWA		$ 3,229.39
6787787	1	16	7741	7/3/2023	Completed	07/07/2023	7/6/2023	TXH22F002		2022	EN	756000528	756000528	HOPWA		$ 59,910.06
6787788	1	16	7742	7/3/2023	Completed	07/07/2023	7/6/2023	TXH22F002		2022	EN	756000528	756000528	HOPWA		$ 17,106.23
6787789	1	16	7743	7/3/2023	Completed	07/07/2023	7/6/2023	TXH22F002		2022	EN	756000528	756000528	HOPWA		$ 25,561.29
6787790	1	20	7488	7/3/2023	Completed	07/07/2023	7/6/2023	TXH20FHW002	CARES	2020	EN	756000528	756000528	HOPWA-CV		$ 500.50
6787791	1	20	7488	7/3/2023	Completed	07/07/2023	7/6/2023	TXH20FHW002	CARES	2020	EN	756000528	756000528	HOPWA-CV		$ 500.50
6787792	1	1	7657	7/3/2023	Completed	07/07/2023	7/6/2023	M21MC480204		2021	AD	756000528	756000528	HOME		$ 16,331.67

Voucher Number	Line Item	IDIS Project ID	IDIS Act ID	Voucher Created	Voucher Status	Status Date	LOCCS Send Date	Grant Number	CARES Act	Grant Year	Fund Type	Recipient TIN	Payee TIN	Program	PY	Drawn Amount
6787793	1	1	7694	7/3/2023	Completed	07/07/2023	7/6/2023	M21MP480204		2021	AD	756000528	756000528	HOME-ARP		$ 8,678.32
6789165	1	16	7743	7/7/2023	Completed	07/08/2023	7/7/2023	TXH22F002		2022	EN	756000528	756000528	HOPWA		$ 25,980.29
6789524	1	3	7755	7/10/2023	Completed	07/11/2023	7/10/2023	B21MC480010		2021	EN	756000528	756000528	CDBG		$ 32,394.75
6789525	1	3	7711	7/10/2023	Completed	07/11/2023	7/10/2023	B22MC480010		2022	EN	756000528	756000528	CDBG		$ 244,634.81
6789526	1	3	7711	7/10/2023	Completed	07/11/2023	7/10/2023	B22MC480010		2022	EN	756000528	756000528	CDBG		$ 305,300.39
6789548	1	5	7387	7/10/2023	Completed	07/11/2023	7/10/2023	B19MC480010		2019	EN	756000528	756000528	CDBG		$ 4,402.62
6793218	1	7	7768	7/18/2023	Completed	07/21/2023	7/20/2023	M20MC480204		2020	EN	756000528	756000528	HOME		$ 14,999.00
6793219	1	7	7764	7/18/2023	Completed	07/21/2023	7/20/2023	M20MC480204		2020	EN	756000528	756000528	HOME		$ 14,999.00
6793220	1	7	7765	7/18/2023	Completed	07/21/2023	7/20/2023	M20MC480204		2020	EN	756000528	756000528	HOME		$ 14,999.00
6794654	1	20	7488	7/21/2023	Completed	07/22/2023	7/21/2023	TXH20FHW002	CARES	2020	EN	756000528	756000528	HOPWA-CV		$ 932.40
6794655	1	20	7488	7/21/2023	Completed	07/22/2023	7/21/2023	TXH20FHW002	CARES	2020	EN	756000528	756000528	HOPWA-CV		$ 7,430.00
6795451	1	13	7731	7/24/2023	Completed	07/26/2023	7/25/2023	E22MC480010		2022	EN	756000528	756000528	HESG		$ 10,847.59
6795455	1	13	7731	7/24/2023	Completed	07/26/2023	7/25/2023	E22MC480010		2022	EN	756000528	756000528	HESG		$ 8,407.60
6795457	1	13	7731	7/24/2023	Completed	07/26/2023	7/25/2023	E22MC480010		2022	EN	756000528	756000528	HESG		$ 9,016.62
6795459	1	13	7493	7/24/2023	Completed	07/26/2023	7/25/2023	E20MW480010	CARES	2020	EN	756000528	756000528	HESG-CV		$ 84,320.59
6795470	1	13	7731	7/24/2023	Completed	07/26/2023	7/25/2023	E22MC480010		2022	EN	756000528	756000528	HESG		$ 1,784.46
6795473	1	20	7477	7/24/2023	Completed	07/26/2023	7/25/2023	B20MW480010	CARES	2020	EN	756000528	756000528	CDBG-CV		$ 136.32
6795476	1	18	7478	7/24/2023	Completed	07/26/2023	7/25/2023	B20MW480010	CARES	2020	EN	756000528	756000528	CDBG-CV		$ 3,794.39
6795480	1	18	7478	7/24/2023	Completed	07/26/2023	7/25/2023	B20MW480010	CARES	2020	EN	756000528	756000528	CDBG-CV		$ 2,842.52
6795482	1	18	7478	7/24/2023	Completed	07/26/2023	7/25/2023	B20MW480010	CARES	2020	EN	756000528	756000528	CDBG-CV		$ 2,986.92
6795483	1	5	7712	7/24/2023	Completed	07/26/2023	7/25/2023	B22MC480010		2022	EN	756000528	756000528	CDBG		$ 6,793.00
6795485	1	5	7712	7/24/2023	Completed	07/26/2023	7/25/2023	B22MC480010		2022	EN	756000528	756000528	CDBG		$ 9,336.00
6795526	1	13	7493	7/24/2023	Completed	07/26/2023	7/25/2023	E20MW480010	CARES	2020	EN	756000528	756000528	HESG-CV		$ 8,768.99
6795527	1	13	7493	7/24/2023	Completed	07/26/2023	7/25/2023	E20MW480010	CARES	2020	EN	756000528	756000528	HESG-CV		$ 16,385.41
6795533	1	13	7496	7/24/2023	Completed	07/26/2023	7/25/2023	E20MW480010	CARES	2020	EN	756000528	756000528	HESG-CV		$ 22,679.18
6795535	1	13	7493	7/24/2023	Completed	07/26/2023	7/25/2023	E20MW480010	CARES	2020	EN	756000528	756000528	HESG-CV		$ 4,462.60
6795536	1	13	7493	7/24/2023	Completed	07/26/2023	7/25/2023	E20MW480010	CARES	2020	EN	756000528	756000528	HESG-CV		$ 6,914.55
6795537	1	12	7728	7/24/2023	Completed	07/26/2023	7/25/2023	B22MC480010		2022	EN	756000528	756000528	CDBG		$ 10,362.94
6795538	1	12	7728	7/24/2023	Completed	07/26/2023	7/25/2023	B22MC480010		2022	EN	756000528	756000528	CDBG		$ 10,071.93
6795539	1	10	7725	7/24/2023	Completed	07/26/2023	7/25/2023	B22MC480010		2022	EN	756000528	756000528	CDBG		$ 6,002.38
6795541	1	6	7715	7/24/2023	Completed	07/26/2023	7/25/2023	B22MC480010		2022	EN	756000528	756000528	CDBG		$ 4,057.17
6795542	1	9	7723	7/24/2023	Completed	07/26/2023	7/25/2023	B22MC480010		2022	EN	756000528	756000528	CDBG		$ 7,631.67
6795544	1	7	7718	7/24/2023	Completed	07/26/2023	7/25/2023	B22MC480010		2022	EN	756000528	756000528	CDBG		$ 8,893.01
6795546	1	6	7717	7/24/2023	Completed	07/26/2023	7/25/2023	B22MC480010		2022	EN	756000528	756000528	CDBG		$ 5,355.79
6795547	1	9	7724	7/24/2023	Completed	07/26/2023	7/25/2023	B22MC480010		2022	EN	756000528	756000528	CDBG		$ 3,098.79
6796033	1	7	7767	7/25/2023	Completed	07/26/2023	7/25/2023	B22MC480010		2022	PI	756000528	756000528	CDBG		$ 230,158.69
6796033	2	7	7767	7/25/2023	Completed	07/26/2023	7/25/2023	B13MC480010		2013	LA	756000528	756000528	CDBG		$ 180,048.62
6796033	3	7	7767	7/25/2023	Completed	07/26/2023	7/25/2023	B18MC480010		2018	EN	756000528	756000528	CDBG		$ 191,721.54
6796033	4	7	7767	7/25/2023	Completed	07/26/2023	7/25/2023	B19MC480010		2019	EN	756000528	756000528	CDBG		$ 29,819.84
6796033	5	7	7767	7/25/2023	Completed	07/26/2023	7/25/2023	B20MC480010		2020	EN	756000528	756000528	CDBG		$ 123,118.31
6796033	6	7	7767	7/25/2023	Completed	07/26/2023	7/25/2023	B22MC480010		2022	EN	756000528	756000528	CDBG		$ 695,133.00
6798951	1	1	7657	8/1/2023	Completed	08/03/2023	8/2/2023	M21MC480204		2021	AD	756000528	756000528	HOME		$ 20,728.38
6798952	1	7	7766	8/1/2023	Completed	08/03/2023	8/2/2023	M20MC480204		2020	EN	756000528	756000528	HOME		$ 14,999.00
6798953	1	7	7769	8/1/2023	Completed	08/03/2023	8/2/2023	M20MC480204		2020	EN	756000528	756000528	HOME		$ 14,999.00
6799612	1	1	7697	8/3/2023	Completed	08/05/2023	8/4/2023	B22MC480010		2022	AD	756000528	756000528	CDBG		$ 2,014.62
6799614	1	1	7698	8/3/2023	Completed	08/05/2023	8/4/2023	B22MC480010		2022	AD	756000528	756000528	CDBG		$ 23,675.57
6799618	1	1	7700	8/3/2023	Completed	08/05/2023	8/4/2023	B22MC480010		2022	AD	756000528	756000528	CDBG		$ 16,651.54
6799620	1	1	7701	8/3/2023	Completed	08/05/2023	8/4/2023	B22MC480010		2022	AD	756000528	756000528	CDBG		$ 16,601.57
6799622	1	2	7703	8/3/2023	Completed	08/05/2023	8/4/2023	B22MC480010		2022	EN	756000528	756000528	CDBG		$ 9,579.52
6799624	1	1	7702	8/3/2023	Completed	08/05/2023	8/4/2023	B22MC480010		2022	AD	756000528	756000528	CDBG		$ 56,097.83
6799627	1	2	7704	8/3/2023	Completed	08/05/2023	8/4/2023	B22MC480010		2022	EN	756000528	756000528	CDBG		$ 51,537.54
6802218	1	6	7714	8/10/2023	Completed	08/15/2023	8/14/2023	B22MC480010		2022	EN	756000528	756000528	CDBG		$ 8,948.80
6802220	1	8	7720	8/10/2023	Completed	08/15/2023	8/14/2023	B22MC480010		2022	EN	756000528	756000528	CDBG		$ 4,292.30
6802223	1	8	7721	8/10/2023	Completed	08/15/2023	8/14/2023	B22MC480010		2022	EN	756000528	756000528	CDBG		$ 3,014.90
6802224	1	6	7715	8/10/2023	Completed	08/15/2023	8/14/2023	B22MC480010		2022	EN	756000528	756000528	CDBG		$ 4,056.88
6802225	1	9	7722	8/10/2023	Completed	08/15/2023	8/14/2023	B22MC480010		2022	EN	756000528	756000528	CDBG		$ 3,929.22
6802226	1	10	7727	8/10/2023	Completed	08/15/2023	8/14/2023	B22MC480010		2022	EN	756000528	756000528	CDBG		$ 5,049.53
6802228	1	5	7713	8/10/2023	Completed	08/15/2023	8/14/2023	B22MC480010		2022	EN	756000528	756000528	CDBG		$ 18,676.13
6802231	1	6	7717	8/10/2023	Completed	08/15/2023	8/14/2023	B22MC480010		2022	EN	756000528	756000528	CDBG		$ 3,737.69
6802232	1	9	7724	8/10/2023	Completed	08/15/2023	8/14/2023	B22MC480010		2022	EN	756000528	756000528	CDBG		$ 3,401.24
6802233	1	12	7709	8/10/2023	Completed	08/15/2023	8/14/2023	B20MW480010	CARES	2020	EN	756000528	756000528	CDBG-CV		$ 207.81
6802271	1	13	7496	8/10/2023	Completed	08/15/2023	8/14/2023	E20MW480010	CARES	2020	EN	756000528	756000528	HESG-CV		$ 20,000.00
6802273	1	13	7493	8/10/2023	Completed	08/15/2023	8/14/2023	E20MW480010	CARES	2020	EN	756000528	756000528	HESG-CV		$ 61,621.80
6802274	1	13	7493	8/10/2023	Completed	08/15/2023	8/14/2023	E20MW480010	CARES	2020	EN	756000528	756000528	HESG-CV		$ 51,855.01
6802275	1	13	7493	8/10/2023	Completed	08/15/2023	8/14/2023	E20MW480010	CARES	2020	EN	756000528	756000528	HESG-CV		$ 50,211.90
6802276	1	13	7493	8/10/2023	Completed	08/15/2023	8/14/2023	E20MW480010	CARES	2020	EN	756000528	756000528	HESG-CV		$ 58,880.55
6802277	1	13	7493	8/10/2023	Completed	08/15/2023	8/14/2023	E20MW480010	CARES	2020	EN	756000528	756000528	HESG-CV		$ 10,670.93
6802278	1	13	7493	8/10/2023	Completed	08/15/2023	8/14/2023	E20MW480010	CARES	2020	EN	756000528	756000528	HESG-CV		$ 4,179.11
6803936	1	13	7493	8/15/2023	Completed	08/18/2023	8/17/2023	E20MW480010	CARES	2020	EN	756000528	756000528	HESG-CV		$ 6,165.85

Voucher Number	Line Item	IDIS Project ID	IDIS Act ID	Voucher Created	Voucher Status	Status Date	LOCCS Send Date	Grant Number	CARES Act	Grant Year	Fund Type	Recipient TIN	Payee TIN	Program	PY	Drawn Amount
6803937	1	13	7661	8/15/2023	Completed	08/18/2023	8/17/2023	E21MC480010		2021	EN	756000528	756000528	HESG		$ 5,089.69
6803940	1	13	7495	8/15/2023	Completed	08/17/2023	8/16/2023	E20MW480010	CARES	2020	AD	756000528	756000528	HESG-CV		$ 6,142.95
6804019	1	20	7477	8/16/2023	Completed	08/18/2023	8/17/2023	B20MW480010	CARES	2020	EN	756000528	756000528	CDBG-CV		$ 23,500.09
6804030	1	8	7719	8/16/2023	Completed	08/18/2023	8/17/2023	B22MC480010		2022	EN	756000528	756000528	CDBG		$ 8,210.49
6804037	1	5	7713	8/16/2023	Completed	08/18/2023	8/17/2023	B22MC480010		2022	EN	756000528	756000528	CDBG		$ 5,451.37
6804042	1	3	7532	8/16/2023	Completed	08/18/2023	8/17/2023	B20MC480010		2020	EN	756000528	756000528	CDBG		$ 3,000.00
6804082	1	20	7477	8/16/2023	Completed	08/18/2023	8/17/2023	B20MW480010	CARES	2020	EN	756000528	756000528	CDBG-CV		$ 2,279.58
6804130	1	3	7623	8/16/2023	Completed	08/17/2023	8/16/2023	B17MC480010		2017	EN	756000528	756000528	CDBG		$ 985.00
6804136	1	3	7623	8/16/2023	Completed	08/17/2023	8/16/2023	B17MC480010		2017	EN	756000528	756000528	CDBG		$ 5,685.64
6804142	1	3	7581	8/16/2023	Completed	08/17/2023	8/16/2023	B20MW480010	CARES	2020	EN	756000528	756000528	CDBG-CV		$ 14,375.54
6804148	1	3	7581	8/16/2023	Completed	08/17/2023	8/16/2023	B20MW480010	CARES	2020	EN	756000528	756000528	CDBG-CV		$ 128,466.15
6804151	1	25	7492	8/16/2023	Completed	08/17/2023	8/16/2023	B20MW480010	CARES	2020	AD	756000528	756000528	CDBG-CV		$ 5,987.21
6804163	1	1	7573	8/16/2023	Completed	08/17/2023	8/16/2023	B20MW480010	CARES	2020	AD	756000528	756000528	CDBG-CV		$ 7,721.10
6805536	1	3	7581	8/18/2023	Completed	08/22/2023	8/21/2023	B20MW480010	CARES	2020	EN	756000528	756000528	CDBG-CV		$ 21,899.00
6805538	1	3	7532	8/18/2023	Completed	08/22/2023	8/21/2023	B20MC480010		2020	EN	756000528	756000528	CDBG		$ 13,353.24
6805542	1	3	7711	8/18/2023	Completed	08/22/2023	8/21/2023	B22MC480010		2022	EN	756000528	756000528	CDBG		$ 331,159.92
6807155	1	6	7615	8/23/2023	Completed	08/24/2023	8/23/2023	B19MC480010		2019	EN	756000528	756000528	CDBG		$ 20,705.96
6807157	1	6	7615	8/23/2023	Completed	08/24/2023	8/23/2023	B19MC480010		2019	EN	756000528	756000528	CDBG		$ 23,835.49
6807158	1	6	7714	8/23/2023	Completed	08/24/2023	8/23/2023	B22MC480010		2022	EN	756000528	756000528	CDBG		$ 5,150.42
6807159	1	8	7719	8/23/2023	Completed	08/24/2023	8/23/2023	B22MC480010		2022	EN	756000528	756000528	CDBG		$ 4,296.33
6807161	1	8	7720	8/23/2023	Completed	08/24/2023	8/23/2023	B22MC480010		2022	EN	756000528	756000528	CDBG		$ 7,577.92
6807164	1	10	7725	8/23/2023	Completed	08/24/2023	8/23/2023	B22MC480010		2022	EN	756000528	756000528	CDBG		$ 5,998.46
6807165	1	9	7722	8/23/2023	Completed	08/24/2023	8/23/2023	B22MC480010		2022	EN	756000528	756000528	CDBG		$ 6,386.44
6807167	1	7	7718	8/23/2023	Completed	08/24/2023	8/23/2023	B22MC480010		2022	EN	756000528	756000528	CDBG		$ 11,755.50
6807790	1	13	7658	8/24/2023	Completed	08/25/2023	8/24/2023	E21MC480010		2021	AD	756000528	756000528	HESG		$ 662.33
6807791	1	13	7658	8/24/2023	Completed	08/25/2023	8/24/2023	E21MC480010		2021	AD	756000528	756000528	HESG		$ 2,486.09
6807794	1	13	7658	8/24/2023	Completed	08/25/2023	8/24/2023	E21MC480010		2021	AD	756000528	756000528	HESG		$ 4,247.14
6807818	1	13	7658	8/24/2023	Completed	08/25/2023	8/24/2023	E21MC480010		2021	AD	756000528	756000528	HESG		$ 16,075.95
6807820	1	13	7661	8/24/2023	Completed	08/25/2023	8/24/2023	E21MC480010		2021	EN	756000528	756000528	HESG		$ 3,955.30
6807970	1	13	7731	8/24/2023	Completed	08/30/2023	8/28/2023	E22MC480010		2022	EN	756000528	756000528	HESG		$ 19,498.27
6807971	1	13	7493	8/24/2023	Completed	08/30/2023	8/28/2023	E20MW480010	CARES	2020	EN	756000528	756000528	HESG-CV		$ 2,686.12
6807972	1	13	7493	8/24/2023	Completed	08/30/2023	8/28/2023	E20MW480010	CARES	2020	EN	756000528	756000528	HESG-CV		$ 12,446.87
6807973	1	16	7740	8/24/2023	Completed	08/30/2023	8/28/2023	TXH22F002		2022	EN	756000528	756000528	HOPWA		$ 3,319.88
6807974	1	16	7741	8/24/2023	Completed	08/30/2023	8/28/2023	TXH22F002		2022	EN	756000528	756000528	HOPWA		$ 59,394.90
6807975	1	16	7742	8/24/2023	Completed	08/30/2023	8/28/2023	TXH22F002		2022	EN	756000528	756000528	HOPWA		$ 32,681.90
6807976	1	16	7743	8/24/2023	Completed	08/30/2023	8/28/2023	TXH22F002		2022	EN	756000528	756000528	HOPWA		$ 26,471.19
6808050	1	6	7615	8/25/2023	Completed	08/30/2023	8/28/2023	B19MC480010		2019	EN	756000528	756000528	CDBG		$ 14,299.25
6808076	1	15	7738	8/25/2023	Completed	08/30/2023	8/28/2023	TXH22F002		2022	EN	756000528	756000528	HOPWA		$ 4,645.58
6808077	1	15	7739	8/25/2023	Completed	08/30/2023	8/28/2023	TXH22F002		2022	EN	756000528	756000528	HOPWA		$ 3,992.97
6808078	1	15	7738	8/25/2023	Completed	08/30/2023	8/28/2023	TXH22F002		2022	EN	756000528	756000528	HOPWA		$ 15,043.22
6808080	1	15	7739	8/25/2023	Completed	08/30/2023	8/28/2023	TXH22F002		2022	EN	756000528	756000528	HOPWA		$ 5,989.46
6808081	1	15	7665	8/25/2023	Completed	09/15/2023	9/14/2023	TXH21F002		2021	EN	756000528	756000528	HOPWA		$ 2,076.36
6808082	1	15	7706	8/25/2023	Completed	08/30/2023	8/28/2023	TXH21F002		2021	EN	756000528	756000528	HOPWA		$ 11,597.73
6808087	1	15	7665	8/25/2023	Completed	08/30/2023	8/28/2023	TXH21F002		2021	EN	756000528	756000528	HOPWA		$ 2,039.90
6808089	1	15	7706	8/25/2023	Completed	08/30/2023	8/28/2023	TXH21F002		2021	EN	756000528	756000528	HOPWA		$ 9,378.00
6808091	1	15	7665	8/25/2023	Completed	08/30/2023	8/28/2023	TXH21F002		2021	EN	756000528	756000528	HOPWA		$ 3,059.84
6808094	1	15	7706	8/25/2023	Completed	08/30/2023	8/28/2023	TXH21F002		2021	EN	756000528	756000528	HOPWA		$ 13,397.73
6808098	1	15	7706	8/25/2023	Completed	08/30/2023	8/28/2023	TXH21F002		2021	EN	756000528	756000528	HOPWA		$ 8,350.00
6808322	1	1	7657	8/25/2023	Completed	08/30/2023	8/28/2023	M21MC480204		2021	AD	756000528	756000528	HOME		$ 17,362.51
6808325	1	1	7694	8/25/2023	Completed	08/30/2023	8/28/2023	M21MP480204		2021	AD	756000528	756000528	HOME-ARP		$ 20,281.47
6811820	1	12	7709	9/7/2023	Completed	09/14/2023	9/13/2023	B20MW480010	CARES	2020	EN	756000528	756000528	CDBG-CV		$ 3,672.00
6811822	1	5	7712	9/7/2023	Completed	09/14/2023	9/13/2023	B22MC480010		2022	EN	756000528	756000528	CDBG		$ 5,486.00
6811823	1	6	7715	9/7/2023	Completed	09/14/2023	9/13/2023	B22MC480010		2022	EN	756000528	756000528	CDBG		$ 4,087.46
6811827	1	9	7723	9/7/2023	Completed	09/14/2023	9/13/2023	B22MC480010		2022	EN	756000528	756000528	CDBG		$ 7,923.76
6811829	1	7	7718	9/7/2023	Completed	09/14/2023	9/13/2023	B22MC480010		2022	EN	756000528	756000528	CDBG		$ 8,784.95
6811832	1	10	7727	9/7/2023	Completed	09/14/2023	9/13/2023	B22MC480010		2022	EN	756000528	756000528	CDBG		$ 5,350.83
6811833	1	5	7713	9/7/2023	Completed	09/14/2023	9/13/2023	B22MC480010		2022	EN	756000528	756000528	CDBG		$ 9,827.34
6811835	1	6	7717	9/7/2023	Completed	09/14/2023	9/13/2023	B22MC480010		2022	EN	756000528	756000528	CDBG		$ 3,737.69
6811839	1	6	7716	9/7/2023	Completed	09/14/2023	9/13/2023	B22MC480010		2022	EN	756000528	756000528	CDBG		$ 15,056.45
6811840	1	9	7724	9/7/2023	Completed	09/14/2023	9/13/2023	B22MC480010		2022	EN	756000528	756000528	CDBG		$ 3,317.30
6811854	1	13	7496	9/7/2023	Completed	09/14/2023	9/13/2023	E20MW480010	CARES	2020	EN	756000528	756000528	HESG-CV		$ 2,747.87
6811859	1	13	7731	9/7/2023	Completed	09/14/2023	9/13/2023	E22MC480010		2022	EN	756000528	756000528	HESG		$ 34,440.67
6811861	1	13	7731	9/7/2023	Completed	09/14/2023	9/13/2023	E22MC480010		2022	EN	756000528	756000528	HESG		$ 3,083.17
6811862	1	13	7731	9/7/2023	Completed	09/14/2023	9/13/2023	E22MC480010		2022	EN	756000528	756000528	HESG		$ 8,473.51
6811863	1	13	7731	9/7/2023	Completed	09/14/2023	9/13/2023	E22MC480010		2022	EN	756000528	756000528	HESG		$ 4,805.70
6811869	1	13	7732	9/7/2023	Completed	09/14/2023	9/13/2023	E22MC480010		2022	EN	756000528	756000528	HESG		$ 13,352.94
6811889	1	13	7732	9/7/2023	Completed	09/14/2023	9/13/2023	E22MC480010		2022	EN	756000528	756000528	HESG		$ 14,250.25
6811891	1	13	7731	9/7/2023	Completed	09/14/2023	9/13/2023	E22MC480010		2022	EN	756000528	756000528	HESG		$ 8,772.06
6812565	1	17	7555	9/8/2023	Completed	09/15/2023	9/14/2023	TXH20F002		2020	EN	756000528	756000528	HOPWA		$ 10,933.90

Voucher Number	Line Item	IDIS Project ID	IDIS Act ID	Voucher Created	Voucher Status	Status Date	LOCCS Send Date	Grant Number	CARES Act	Grant Year	Fund Type	Recipient TIN	Payee TIN	Program	PY	Drawn Amount
6812567	1	17	7554	9/8/2023	Completed	09/15/2023	9/14/2023	TXH20F002		2020	EN	756000528	756000528	HOPWA		$ 271.90
6812568	1	17	7663	9/8/2023	Completed	09/15/2023	9/14/2023	TXH21F002		2021	EN	756000528	756000528	HOPWA		$ 23,043.00
6812571	1	17	7663	9/8/2023	Completed	09/15/2023	9/14/2023	TXH21F002		2021	EN	756000528	756000528	HOPWA		$ 15,140.32
6812574	1	17	7663	9/8/2023	Completed	09/15/2023	9/14/2023	TXH21F002		2021	EN	756000528	756000528	HOPWA		$ 3,587.00
6812575	1	17	7663	9/8/2023	Completed	09/15/2023	9/14/2023	TXH21F002		2021	EN	756000528	756000528	HOPWA		$ 4,781.00
6812577	1	17	7663	9/8/2023	Completed	09/15/2023	9/14/2023	TXH21F002		2021	EN	756000528	756000528	HOPWA		$ 6,989.30
6812580	1	17	7735	9/8/2023	Completed	09/15/2023	9/14/2023	TXH22F002		2022	EN	756000528	756000528	HOPWA		$ 19,333.10
6813773	1	16	7740	9/12/2023	Completed	09/14/2023	9/13/2023	TXH22F002		2022	EN	756000528	756000528	HOPWA		$ 2,702.68
6813774	1	16	7741	9/12/2023	Completed	09/14/2023	9/13/2023	TXH22F002		2022	EN	756000528	756000528	HOPWA		$ 33,084.31
6813775	1	16	7742	9/12/2023	Completed	09/14/2023	9/13/2023	TXH22F002		2022	EN	756000528	756000528	HOPWA		$ 16,582.80
6813776	1	16	7743	9/12/2023	Completed	09/14/2023	9/13/2023	TXH22F002		2022	EN	756000528	756000528	HOPWA		$ 23,525.22
6813777	1	15	7738	9/12/2023	Completed	09/14/2023	9/13/2023	TXH22F002		2022	EN	756000528	756000528	HOPWA		$ 15,131.23
6813778	1	15	7739	9/12/2023	Completed	09/14/2023	9/13/2023	TXH22F002		2022	EN	756000528	756000528	HOPWA		$ 3,997.69
6813790	1	17	7664	9/12/2023	Completed	09/15/2023	9/14/2023	TXH21F002		2021	EN	756000528	756000528	HOPWA		$ 23,364.75
6813792	1	17	7664	9/12/2023	Completed	09/15/2023	9/14/2023	TXH21F002		2021	EN	756000528	756000528	HOPWA		$ 15,290.61
6813793	1	17	7664	9/12/2023	Completed	09/15/2023	9/14/2023	TXH21F002		2021	EN	756000528	756000528	HOPWA		$ 18,537.17
6813794	1	17	7664	9/12/2023	Completed	09/15/2023	9/14/2023	TXH21F002		2021	EN	756000528	756000528	HOPWA		$ 15,513.88
6813795	1	14	7662	9/12/2023	Completed	09/15/2023	9/14/2023	TXH21F002		2021	AD	756000528	756000528	HOPWA		$ 4,322.39
6813796	1	14	7662	9/12/2023	Completed	09/15/2023	9/14/2023	TXH21F002		2021	AD	756000528	756000528	HOPWA		$ 2,418.67
6813797	1	14	7662	9/12/2023	Completed	09/15/2023	9/14/2023	TXH21F002		2021	AD	756000528	756000528	HOPWA		$ 9,972.09
6813798	1	14	7662	9/12/2023	Completed	09/15/2023	9/14/2023	TXH21F002		2021	AD	756000528	756000528	HOPWA		$ 5,289.04
6813799	1	17	7736	9/12/2023	Completed	09/15/2023	9/14/2023	TXH22F002		2022	EN	756000528	756000528	HOPWA		$ 1,725.91
6814420	1	7	7777	9/13/2023	Completed	09/15/2023	9/14/2023	M20MC480204		2020	EN	756000528	756000528	HOME		$ 14,999.00
6814570	1	1	7697	9/14/2023	Completed	09/15/2023	9/14/2023	B22MC480010		2022	AD	756000528	756000528	CDBG		$ 870.74
6814572	1	1	7698	9/14/2023	Completed	09/15/2023	9/14/2023	B22MC480010		2022	AD	756000528	756000528	CDBG		$ 22,706.56
6814578	1	1	7700	9/14/2023	Completed	09/15/2023	9/14/2023	B22MC480010		2022	AD	756000528	756000528	CDBG		$ 24,080.82
6814582	1	1	7701	9/14/2023	Completed	09/15/2023	9/14/2023	B22MC480010		2022	AD	756000528	756000528	CDBG		$ 17,092.44
6814584	1	2	7703	9/14/2023	Completed	09/15/2023	9/14/2023	B22MC480010		2022	EN	756000528	756000528	CDBG		$ 10,189.91
6814586	1	1	7702	9/14/2023	Completed	09/15/2023	9/14/2023	B22MC480010		2022	AD	756000528	756000528	CDBG		$ 23,451.35
6814588	1	2	7704	9/14/2023	Completed	09/15/2023	9/14/2023	B22MC480010		2022	EN	756000528	756000528	CDBG		$ 52,421.90
6814615	1	1	7699	9/14/2023	Completed	09/15/2023	9/14/2023	B22MC480010		2022	AD	756000528	756000528	CDBG		$ 5,721.80
6814992	1	5	7602	9/14/2023	Completed	09/15/2023	9/15/2023	B15MC480010		2015	LA	756000528	756000528	CDBG		$ 31,918.63
6814993	1	5	7602	9/14/2023	Completed	09/15/2023	9/15/2023	B15MC480010		2015	LA	756000528	756000528	CDBG		$ 17,458.00
6815456	1	17	7735	9/15/2023	Completed	09/16/2023	9/15/2023	TXH22F002		2022	EN	756000528	756000528	HOPWA		$ 39,810.79
6815457	1	17	7735	9/15/2023	Completed	09/16/2023	9/15/2023	TXH22F002		2022	EN	756000528	756000528	HOPWA		$ 33,968.73
6815459	1	17	7735	9/15/2023	Completed	09/16/2023	9/15/2023	TXH22F002		2022	EN	756000528	756000528	HOPWA		$ 21,084.00
6815472	1	17	7735	9/15/2023	Completed	09/16/2023	9/15/2023	TXH22F002		2022	EN	756000528	756000528	HOPWA		$ 44,786.97
6818416	1	13	7493	9/22/2023	Completed	09/26/2023	9/25/2023	E20MW480010	CARES	2020	EN	756000528	756000528	HESG-CV		$ 47,729.17
6818418	1	13	7493	9/22/2023	Completed	09/26/2023	9/25/2023	E20MW480010	CARES	2020	EN	756000528	756000528	HESG-CV		$ 49,436.52
6818419	1	13	7493	9/22/2023	Completed	09/26/2023	9/25/2023	E20MW480010	CARES	2020	EN	756000528	756000528	HESG-CV		$ 35,831.60
6818421	1	13	7493	9/22/2023	Completed	09/26/2023	9/25/2023	E20MW480010	CARES	2020	EN	756000528	756000528	HESG-CV		$ 21,736.96
6818422	1	13	7493	9/22/2023	Completed	09/26/2023	9/25/2023	E20MW480010	CARES	2020	EN	756000528	756000528	HESG-CV		$ 28,147.77
6818423	1	13	7493	9/22/2023	Completed	09/26/2023	9/25/2023	E20MW480010	CARES	2020	EN	756000528	756000528	HESG-CV		$ 267,003.29
6818426	1	13	7493	9/22/2023	Completed	09/26/2023	9/25/2023	E20MW480010	CARES	2020	EN	756000528	756000528	HESG-CV		$ 3,786.51
6818427	1	13	7732	9/22/2023	Completed	09/26/2023	9/25/2023	E22MC480010		2022	EN	756000528	756000528	HESG		$ 4,252.50
6818428	1	13	7733	9/22/2023	Completed	09/26/2023	9/25/2023	E22MC480010		2022	EN	756000528	756000528	HESG		$ 6,173.96
6818429	1	5	7712	9/22/2023	Completed	09/26/2023	9/25/2023	B22MC480010		2022	EN	756000528	756000528	CDBG		$ 15,229.00
6818431	1	13	7733	9/22/2023	Completed	09/26/2023	9/25/2023	E22MC480010		2022	EN	756000528	756000528	HESG		$ 8,727.72
6818433	1	13	7733	9/22/2023	Completed	09/26/2023	9/25/2023	E22MC480010		2022	EN	756000528	756000528	HESG		$ 7,757.51
6818434	1	6	7714	9/22/2023	Completed	09/26/2023	9/25/2023	B22MC480010		2022	EN	756000528	756000528	CDBG		$ 6,261.19
6818436	1	10	7725	9/22/2023	Completed	09/26/2023	9/25/2023	B22MC480010		2022	EN	756000528	756000528	CDBG		$ 6,002.38
6818438	1	5	7713	9/22/2023	Completed	09/26/2023	9/25/2023	B22MC480010		2022	EN	756000528	756000528	CDBG		$ 5,403.30
6818442	1	5	7713	9/22/2023	Completed	09/26/2023	9/25/2023	B22MC480010		2022	EN	756000528	756000528	CDBG		$ 41.37
6818444	1	5	7713	9/22/2023	Completed	09/26/2023	9/25/2023	B22MC480010		2022	EN	756000528	756000528	CDBG		$ 62.09
6818445	1	6	7716	9/22/2023	Completed	09/26/2023	9/25/2023	B22MC480010		2022	EN	756000528	756000528	CDBG		$ 13,700.90
6818609	1	13	7552	9/22/2023	Completed	09/26/2023	9/25/2023	E20MW480010	CARES	2020	EN	756000528	756000528	HESG-CV		$ 35,000.00
6818889	1	7	7781	9/25/2023	Completed	09/26/2023	9/25/2023	M20MC480204		2020	EN	756000528	756000528	HOME		$ 20,000.00
6819082	1	13	7493	9/25/2023	Completed	09/26/2023	9/25/2023	E20MW480010	CARES	2020	EN	756000528	756000528	HESG-CV		$ 16,644.39
6819083	1	13	7493	9/25/2023	Completed	09/26/2023	9/25/2023	E20MW480010	CARES	2020	EN	756000528	756000528	HESG-CV		$ 18,688.98
6819090	1	19	7480	9/25/2023	Completed	09/26/2023	9/25/2023	B20MW480010	CARES	2020	EN	756000528	756000528	CDBG-CV		$ 30,296.55
6819096	1	19	7480	9/25/2023	Completed	09/26/2023	9/25/2023	B20MW480010	CARES	2020	EN	756000528	756000528	CDBG-CV		$ 40,396.60
6819098	1	15	7738	9/25/2023	Completed	09/26/2023	9/25/2023	TXH22F002		2022	EN	756000528	756000528	HOPWA		$ 16,587.19
6819099	1	19	7480	9/25/2023	Completed	09/26/2023	9/25/2023	B20MW480010	CARES	2020	EN	756000528	756000528	CDBG-CV		$ 37,275.15
6819100	1	15	7739	9/25/2023	Completed	09/26/2023	9/25/2023	TXH22F002		2022	EN	756000528	756000528	HOPWA		$ 3,997.68
6819101	1	19	7480	9/25/2023	Completed	09/26/2023	9/25/2023	B20MW480010	CARES	2020	EN	756000528	756000528	CDBG-CV		$ 32,088.33
6819105	1	19	7480	9/25/2023	Completed	09/26/2023	9/25/2023	B20MW480010	CARES	2020	EN	756000528	756000528	CDBG-CV		$ 40,148.60
6819896	1	3	7711	9/26/2023	Completed	09/28/2023	9/28/2023	B13MC480010		2013	LA	756000528	756000528	CDBG		$ 8,542.35
6819902	1	3	7711	9/26/2023	Completed	09/29/2023	9/28/2023	B22MC480010		2022	EN	756000528	756000528	CDBG		$ 292,271.48
6820398	1	13	7493	9/27/2023	Completed	09/29/2023	9/28/2023	E20MW480010	CARES	2020	EN	756000528	756000528	HESG-CV		$ 4,517.02

Voucher Number	Line Item	IDIS Project ID	IDIS Act ID	Voucher Created	Voucher Status	Status Date	LOCCS Send Date	Grant Number	CARES Act	Grant Year	Fund Type	Recipient TIN	Payee TIN	Program	PY	Drawn Amount
6820400	1	13	7496	9/27/2023	Completed	09/29/2023	9/28/2023	E20MW480010	CARES	2020	EN	756000528	756000528	HESG-CV		$ 9,182.15
6820403	1	13	7493	9/27/2023	Completed	09/29/2023	9/28/2023	E20MW480010	CARES	2020	EN	756000528	756000528	HESG-CV		$ 15,114.74
6820408	1	12	7728	9/27/2023	Completed	09/29/2023	9/28/2023	B22MC480010		2022	EN	756000528	756000528	CDBG		$ 9,735.20
6820411	1	12	7728	9/27/2023	Completed	09/29/2023	9/28/2023	B22MC480010		2022	EN	756000528	756000528	CDBG		$ 18,425.44
6820997	1	13	7493	9/28/2023	Completed	09/29/2023	9/28/2023	E20MW480010	CARES	2020	EN	756000528	756000528	HESG-CV		$ 61,000.00
6820998	1	13	7493	9/28/2023	Completed	09/29/2023	9/28/2023	E20MW480010	CARES	2020	EN	756000528	756000528	HESG-CV		$ 530.12
6821026	1	9	7722	9/28/2023	Completed	09/29/2023	9/28/2023	B22MC480010		2022	EN	756000528	756000528	CDBG		$ 4,868.56
6821028	1	9	7723	9/28/2023	Completed	09/29/2023	9/28/2023	B22MC480010		2022	EN	756000528	756000528	CDBG		$ 6,252.08
6821029	1	7	7718	9/28/2023	Completed	09/29/2023	9/28/2023	B22MC480010		2022	EN	756000528	756000528	CDBG		$ 7,747.78
6821030	1	6	7716	9/28/2023	Completed	09/29/2023	9/28/2023	B22MC480010		2022	EN	756000528	756000528	CDBG		$ 1,984.44
6821050	1	13	7493	9/28/2023	Completed	09/29/2023	9/28/2023	E20MW480010	CARES	2020	EN	756000528	756000528	HESG-CV		$ 6,074.04
6821051	1	13	7493	9/28/2023	Completed	09/29/2023	9/28/2023	E20MW480010	CARES	2020	EN	756000528	756000528	HESG-CV		$ 7,122.39
6821054	1	13	7733	9/28/2023	Completed	09/29/2023	9/28/2023	E22MC480010		2022	EN	756000528	756000528	HESG		$ 2,559.06
6821083	1	13	7495	9/28/2023	Completed	09/29/2023	9/28/2023	E20MW480010	CARES	2020	AD	756000528	756000528	HESG-CV		$ 23,503.17
6821085	1	13	7495	9/28/2023	Completed	09/29/2023	9/28/2023	E20MW480010	CARES	2020	AD	756000528	756000528	HESG-CV		$ 583.52
6821543	1	3	7711	9/29/2023	Completed	10/05/2023	10/5/2023	B22MC480010		2022	PI	756000528	756000528	CDBG	Y	$ 12,028.74
6821874	1	1	7697	10/2/2023	Completed	10/06/2023	10/4/2023	B22MC480010		2022	AD	756000528	756000528	CDBG	Y	$ 3,073.02
6821875	1	1	7698	10/2/2023	Completed	10/06/2023	10/4/2023	B22MC480010		2022	AD	756000528	756000528	CDBG	Y	$ 6,345.41
6821876	1	1	7699	10/2/2023	Completed	10/06/2023	10/4/2023	B22MC480010		2022	AD	756000528	756000528	CDBG	Y	$ 23,224.00
6821878	1	1	7700	10/2/2023	Completed	10/06/2023	10/4/2023	B22MC480010		2022	AD	756000528	756000528	CDBG	Y	$ 19,073.94
6821879	1	1	7701	10/2/2023	Completed	10/06/2023	10/4/2023	B22MC480010		2022	AD	756000528	756000528	CDBG	Y	$ 17,560.21
6821880	1	2	7703	10/2/2023	Completed	10/06/2023	10/4/2023	B22MC480010		2022	EN	756000528	756000528	CDBG	Y	$ 9,819.12
6821888	1	1	7702	10/2/2023	Completed	10/06/2023	10/4/2023	B22MC480010		2022	AD	756000528	756000528	CDBG	Y	$ 13,262.41
6821889	1	2	7704	10/2/2023	Completed	10/06/2023	10/4/2023	B22MC480010		2022	EN	756000528	756000528	CDBG	Y	$ 52,738.10
6821892	1	3	7710	10/2/2023	Completed	10/06/2023	10/4/2023	B22MC480010		2022	EN	756000528	756000528	CDBG	Y	$ 9,680.41
6821895	1	3	7710	10/2/2023	Completed	10/06/2023	10/4/2023	B22MC480010		2022	EN	756000528	756000528	CDBG	Y	$ 3,582.60
6821896	1	3	7532	10/2/2023	Completed	10/06/2023	10/4/2023	B20MC480010		2020	EN	756000528	756000528	CDBG	Y	$ 14,597.00
6821897	1	3	7581	10/2/2023	Completed	10/06/2023	10/4/2023	B20MW480010	CARES	2020	EN	756000528	756000528	CDBG-CV	Y	$ 41,419.86
6822584	1	3	7755	10/3/2023	Completed	10/06/2023	10/5/2023	B21MC480010		2021	EN	756000528	756000528	CDBG	Y	$ 4,334.58
6822743	1	3	7711	10/3/2023	Completed	10/06/2023	10/5/2023	B22MC480010		2022	EN	756000528	756000528	CDBG	Y	$ 119,127.34
6827298	1	5	7712	10/18/2023	Completed	10/20/2023	10/19/2023	B22MC480010		2022	EN	756000528	756000528	CDBG	Y	$ 17,234.00
6827299	1	6	7714	10/18/2023	Completed	10/20/2023	10/19/2023	B22MC480010		2022	EN	756000528	756000528	CDBG	Y	$ 4,442.72
6827303	1	12	7728	10/18/2023	Completed	10/20/2023	10/19/2023	B22MC480010		2022	EN	756000528	756000528	CDBG	Y	$ 6,932.68
6827304	1	8	7720	10/18/2023	Completed	10/20/2023	10/19/2023	B22MC480010		2022	EN	756000528	756000528	CDBG	Y	$ 7,639.39
6827307	1	10	7725	10/18/2023	Completed	10/20/2023	10/19/2023	B22MC480010		2022	EN	756000528	756000528	CDBG	Y	$ 5,998.46
6827310	1	6	7715	10/18/2023	Completed	10/20/2023	10/19/2023	B22MC480010		2022	EN	756000528	756000528	CDBG	Y	$ 4,065.41
6827313	1	6	7715	10/18/2023	Completed	10/20/2023	10/19/2023	B22MC480010		2022	EN	756000528	756000528	CDBG	Y	$ 4,060.63
6827315	1	9	7723	10/18/2023	Completed	10/20/2023	10/19/2023	B22MC480010		2022	EN	756000528	756000528	CDBG	Y	$ 2,729.76
6827317	1	7	7718	10/18/2023	Completed	10/20/2023	10/19/2023	B22MC480010		2022	EN	756000528	756000528	CDBG	Y	$ 4,687.79
6827320	1	10	7727	10/18/2023	Completed	10/20/2023	10/19/2023	B22MC480010		2022	EN	756000528	756000528	CDBG	Y	$ 5,383.88
6827324	1	10	7727	10/18/2023	Completed	10/20/2023	10/19/2023	B22MC480010		2022	EN	756000528	756000528	CDBG	Y	$ 8,241.19
6827328	1	5	7713	10/18/2023	Completed	10/20/2023	10/19/2023	B22MC480010		2022	EN	756000528	756000528	CDBG	Y	$ 5,907.00
6827331	1	5	7713	10/18/2023	Completed	10/20/2023	10/19/2023	B22MC480010		2022	EN	756000528	756000528	CDBG	Y	$ 4,297.42
6827334	1	9	7724	10/18/2023	Completed	10/20/2023	10/19/2023	B22MC480010		2022	EN	756000528	756000528	CDBG	Y	$ 5,826.04
6827336	1	19	7480	10/18/2023	Completed	10/20/2023	10/19/2023	B20MW480010	CARES	2020	EN	756000528	756000528	CDBG-CV	Y	$ 32,522.60
6827337	1	6	7717	10/18/2023	Completed	10/20/2023	10/19/2023	B22MC480010		2022	EN	756000528	756000528	CDBG	Y	$ 3,737.69
6827341	1	8	7719	10/18/2023	Completed	10/20/2023	10/19/2023	B22MC480010		2022	EN	756000528	756000528	CDBG	Y	$ 660.00
6827342	1	8	7719	10/18/2023	Completed	10/20/2023	10/19/2023	B22MC480010		2022	EN	756000528	756000528	CDBG	Y	$ 510.00
6831678	1	6	7615	10/30/2023	Completed	11/02/2023	11/1/2023	B19MC480010		2019	EN	756000528	756000528	CDBG	Y	$ 7,856.14
6831679	1	6	7615	10/30/2023	Completed	11/02/2023	11/1/2023	B19MC480010		2019	EN	756000528	756000528	CDBG	Y	$ 25,055.41
6831681	1	20	7477	10/30/2023	Completed	11/02/2023	11/1/2023	B20MW480010	CARES	2020	EN	756000528	756000528	CDBG-CV	Y	$ 716.00
6831683	1	20	7477	10/30/2023	Completed	11/02/2023	11/1/2023	B20MW480010	CARES	2020	EN	756000528	756000528	CDBG-CV	Y	$ 701.77
6831700	1	8	7720	10/30/2023	Completed	11/02/2023	11/1/2023	B22MC480010		2022	EN	756000528	756000528	CDBG	Y	$ 4,284.70
6831702	1	8	7720	10/30/2023	Completed	11/02/2023	11/1/2023	B22MC480010		2022	EN	756000528	756000528	CDBG	Y	$ 6,326.92
6831705	1	9	7724	10/30/2023	Completed	11/02/2023	11/1/2023	B22MC480010		2022	EN	756000528	756000528	CDBG	Y	$ 6,198.74
6831712	1	6	7716	10/30/2023	Completed	11/02/2023	11/1/2023	B22MC480010		2022	EN	756000528	756000528	CDBG	Y	$ 6,055.45
6831713	1	6	7717	10/30/2023	Completed	11/02/2023	11/1/2023	B22MC480010		2022	EN	756000528	756000528	CDBG	Y	$ 5,420.18
6831833	1	1	7657	10/30/2023	Completed	11/03/2023	11/2/2023	M21MC480204		2021	AD	756000528	756000528	HOME		$ 45,606.48
6832928	1	6	7834	11/1/2023	Completed	11/02/2023	11/1/2023	B20MW480010	CARES	2020	EN	756000528	756000528	CDBG-CV	Y	$ 14,806.02
6833208	1	3	7531	11/2/2023	Completed	11/03/2023	11/2/2023	B20MC480010		2020	EN	756000528	756000528	CDBG	Y	$ 11,324.29
6833210	1	3	7531	11/2/2023	Completed	11/03/2023	11/2/2023	B20MC480010		2020	EN	756000528	756000528	CDBG	Y	$ 81,615.62
6833211	1	3	7531	11/2/2023	Completed	11/03/2023	11/2/2023	B20MC480010		2020	EN	756000528	756000528	CDBG	Y	$ 54,704.64
6833215	1	3	7710	11/2/2023	Completed	11/03/2023	11/2/2023	B22MC480010		2022	EN	756000528	756000528	CDBG	Y	$ 3,582.60
6833216	1	3	7532	11/2/2023	Completed	11/03/2023	11/2/2023	B20MC480010		2020	EN	756000528	756000528	CDBG	Y	$ 55,203.50
6833220	1	5	7758	11/2/2023	Completed	11/03/2023	11/2/2023	B19MC480010		2019	EN	756000528	756000528	CDBG	Y	$ 30,695.12
6833223	1	12	7603	11/2/2023	Completed	11/02/2023	11/2/2023	B14MC480010		2014	LA	756000528	756000528	CDBG	Y	$ 11,546.07
6833226	1	5	7602	11/2/2023	Completed	11/02/2023	11/2/2023	B15MC480010		2015	LA	756000528	756000528	CDBG	Y	$ 6,400.00
6834554	1	1	7697	11/7/2023	Completed	11/14/2023	11/10/2023	B22MC480010		2022	AD	756000528	756000528	CDBG	Y	$ 311.97
6834565	1	1	7698	11/7/2023	Completed	11/14/2023	11/10/2023	B22MC480010		2022	AD	756000528	756000528	CDBG	Y	$ 18,709.78

Voucher Number	Line Item	IDIS Project ID	IDIS Act ID	Voucher Created	Voucher Status	Status Date	LOCCS Send Date	Grant Number	CARES Act	Grant Year	Fund Type	Recipient TIN	Payee TIN	Program	PY	Drawn Amount
6834567	1	1	7699	11/7/2023	Completed	11/14/2023	11/10/2023	B22MC480010		2022	AD	756000528	756000528	CDBG	Y	$ 23,866.31
6834571	1	1	7700	11/7/2023	Completed	11/14/2023	11/10/2023	B22MC480010		2022	AD	756000528	756000528	CDBG	Y	$ 33,763.55
6834575	1	1	7701	11/7/2023	Completed	11/14/2023	11/10/2023	B22MC480010		2022	AD	756000528	756000528	CDBG	Y	$ 49,177.72
6834579	1	2	7703	11/7/2023	Completed	11/14/2023	11/10/2023	B22MC480010		2022	EN	756000528	756000528	CDBG	Y	$ 10,231.59
6834580	1	1	7702	11/7/2023	Completed	11/14/2023	11/10/2023	B22MC480010		2022	AD	756000528	756000528	CDBG	Y	$ 8,920.34
6834584	1	2	7704	11/7/2023	Completed	11/14/2023	11/10/2023	B22MC480010		2022	EN	756000528	756000528	CDBG	Y	$ 52,256.79
6834591	1	25	7492	11/7/2023	Completed	11/14/2023	11/13/2023	B20MW480010	CARES	2020	AD	756000528	756000528	CDBG-CV	Y	$ 2,893.29
6834593	1	25	7492	11/7/2023	Completed	11/14/2023	11/13/2023	B20MW480010	CARES	2020	AD	756000528	756000528	CDBG-CV	Y	$ 5,715.60
6834596	1	25	7492	11/7/2023	Completed	11/14/2023	11/13/2023	B20MW480010	CARES	2020	AD	756000528	756000528	CDBG-CV	Y	$ 14,663.62
6834597	1	1	7573	11/7/2023	Completed	11/14/2023	11/13/2023	B20MW480010	CARES	2020	AD	756000528	756000528	CDBG-CV	Y	$ 8,120.63
6834598	1	1	7573	11/7/2023	Completed	11/14/2023	11/13/2023	B20MW480010	CARES	2020	AD	756000528	756000528	CDBG-CV	Y	$ 4,735.33
6834599	1	1	7573	11/7/2023	Completed	11/14/2023	11/13/2023	B20MW480010	CARES	2020	AD	756000528	756000528	CDBG-CV	Y	$ 11,737.68
6834820	1	3	7755	11/7/2023	Completed	11/14/2023	11/13/2023	B21MC480010		2021	EN	756000528	756000528	CDBG	Y	$ 54,129.74
6834822	1	3	7711	11/7/2023	Completed	11/14/2023	11/13/2023	B22MC480010		2022	EN	756000528	756000528	CDBG	Y	$ 48,386.49
6835367	1	11	7750	11/8/2023	Completed	11/14/2023	11/10/2023	B20MC480010		2020	EN	756000528	756000528	CDBG	Y	$ 28,256.13
6835367	2	11	7750	11/8/2023	Completed	11/14/2023	11/10/2023	B21MC480010		2021	EN	756000528	756000528	CDBG	Y	$ 315,387.97
6835369	1	3	7710	11/8/2023	Completed	11/14/2023	11/10/2023	B22MC480010		2022	EN	756000528	756000528	CDBG	Y	$ 3,381.08
6835937	1	3	7532	11/10/2023	Completed	11/14/2023	11/10/2023	B20MC480010		2020	EN	756000528	756000528	CDBG	Y	$ 10,642.75
6836005	1	12	7832	11/10/2023	Completed	11/14/2023	11/10/2023	B18MC480010		2018	EN	756000528	756000528	CDBG	Y	$ 12,456.93
6836005	2	12	7832	11/10/2023	Completed	11/14/2023	11/10/2023	B19MC480010		2019	EN	756000528	756000528	CDBG	Y	$ 45,127.79
6836007	1	3	7623	11/10/2023	Completed	11/14/2023	11/10/2023	B17MC480010		2017	EN	756000528	756000528	CDBG	Y	$ 1,791.30
TOTAL DRAWS:																**$ 19,684,381.14**

Sum of Drawn A	Column Labels						
Row Labels	**AD**	**CR**	**EN**	**LA**	**PA**	**PI**	**Grand Total**
CDBG	1,304,079.21		8,689,891.08	594,707.93		269,692.89	10,858,371.11
CDBG-CV	314,202.61		2,124,360.93				2,438,563.54
HESG	47,409.01		607,387.61				654,796.62
HESG-CV	126,846.49		1,862,759.14				1,989,605.63
HOME	193,495.98	255,402.50	822,851.00		15,405.62		1,289,875.10
HOME-ARP	50,736.37						50,736.37
HOPWA	34,450.36		2,283,170.10				2,317,620.46
HOPWA-CV			84,812.31				84,812.31
Grand Total	**2,071,220.03**	**255,402.50**	**16,475,232.17**	**594,707.93**	**15,405.62**	**269,692.89**	**19,684,381.14**

U.S. Department of Housing and Urban Development
Office of Community Planning and Development
Integrated Disbursement and Information System
Home Matching Liability Report

FORT WORTH, TX

Fiscal Year	Match Percent	Total Disbursements	Disbursements Requiring Match	Match Liability Amount
1997	12.5 %	$960,737.63	$960,737.63	$120,092.20
1998	12.5 %	$1,845,365.44	$1,344,196.20	$168,024.52
1999	12.5 %	$2,367,361.10	$2,060,427.43	$257,553.42
2000	0.0 %	$4,304,238.45	$3,504,849.51	$0.00
2001	0.0 %	$2,052,292.17	$1,629,804.05	$0.00
2002	12.5 %	$3,501,628.65	$3,136,949.31	$392,118.66
2003	12.5 %	$2,247,910.32	$1,835,232.83	$229,404.10
2004	12.5 %	$1,650,453.50	$1,650,453.50	$206,306.68
2005	12.5 %	$4,057,488.48	$2,735,705.26	$341,963.15
2006	12.5 %	$1,905,155.50	$1,430,589.71	$178,823.71
2007	12.5 %	$2,768,243.99	$2,536,472.88	$317,059.11
2008	12.5 %	$1,657,274.11	$1,405,580.24	$175,697.53
2009	12.5 %	$2,707,601.48	$2,382,368.97	$297,796.12
2010	12.5 %	$2,872,746.14	$2,569,443.90	$321,180.48
2011	12.5 %	$3,461,503.57	$2,937,793.56	$367,224.19
2012	12.5 %	$1,914,571.55	$1,681,660.30	$210,207.53
2013	12.5 %	$2,413,599.57	$2,209,323.63	$276,165.45
2014	12.5 %	$2,922,555.78	$2,820,825.98	$352,603.24
2015	12.5 %	$2,944,393.01	$2,613,279.42	$326,659.92
2016	12.5 %	$2,750,858.31	$2,539,245.47	$317,405.68
2017	25.0 %	$2,814,061.19	$2,499,819.24	$624,954.81
2018	25.0 %	$2,647,387.49	$2,244,504.46	$561,126.11
2019	25.0 %	$5,158,147.68	$4,752,518.59	$1,188,129.64
2020	25.0 %	$2,822,488.75	$2,524,860.52	$631,215.13
2021	25.0 %	$1,413,235.35	$1,211,890.55	$302,972.63
2022	25.0 %	$1,894,390.65	$1,664,282.37	$416,070.59

HUD ESG CAPER

Report: **CAPER** Period: **10/1/2022 - 9/30/2023** Your user level here: **Data Entry and Account Admin**

Contains all user-entered forms and aggregate CAPER-CSV data.

Report Date Range

10/1/2022 to 9/30/2023

Contact Information

First Name	Sharon
Middle Name	A
Last Name	Burkley
Suffix	
Title	Community Development Planning Manager
Street Address 1	200 Texas Street, Neighborhood Services Department
Street Address 2	Neighborhood Services Department
City	Fort Worth
State	Texas
ZIP Code	76102
E-mail Address	Sharon.Burkley@fortworthtexas.gov
Phone Number	(817)392-5785
Extension	
Fax Number	()-

Project types carried out during the program year

Components	Projects	Total Persons Reported	Total Households Reported
Emergency Shelter - Entry Exit	1	530	210
Emergency Shelter - Night-by-Night	1	3607	3341
Day Shelter	1	2813	2770
Transitional Housing	0	0	0
Total Emergency Shelter Component	2	6420	6111
Total Street Outreach	0	0	0
Total PH - Rapid Re-Housing	1	87	30
Total Homelessness Prevention	1	75	41

Grant Information

Emergency Shelter Rehab/Conversion	
Did you create additional shelter beds/units through an ESG-funded rehab project	No
Did you create additional shelter beds/units through an ESG-funded conversion project	No
Data Participation Information	
Are there any funded projects, except HMIS or Admin, which are not listed on the Project, Links and Uploads form? This includes projects in the HMIS and from VSP	No

Project Outcomes

Project outcomes are required for all CAPERS where the program year start date is 1-1-2021 or later. This form replaces the narrative in CR-70 of the eCon Planning Suite.

From the Action Plan that covered ESG for this reporting period copy and paste or retype the information in Question 5 on screen AP-90: "Describe performance standards for evaluating ESG."

AP-90

Based on the information from the Action Plan response previously provided to HUD:

1. Briefly describe how you met the performance standards identified in A-90 this program year. *If they are not measurable as written type in N/A as the answer.*

N/A

2. Briefly describe what you did not meet and why. *If they are not measurable as written type in N/A as the answer.*

N/A

OR

3. If your standards were not written as measurable, provide a sample of what you will change them to in the future? *If they were measurable and you answered above type in N/A as the answer.*

N/A

Financial Information

ESG Information from IDIS

As of 12/15/2023

FY	Grant Number	Current Authorized Amount	Funds Committed By Recipient	Funds Drawn	Balance Remaining	Obligation Date	Expenditure Deadline
2023	E23MC480010	$610,543.00	$610,543.00	$0	$610,543.00	8/30/2023	8/30/2025
2022	E22MC480010	$628,543.00	$593,885.78	$535,424.13	$93,118.87	9/8/2022	9/8/2024
2021	E21MC480010	$632,124.00	$632,124.00	$632,124.00	$0	8/27/2021	8/27/2023
2020	E20MC480010	$638,858.00	$638,825.49	$638,825.49	$32.51	9/4/2020	9/4/2022
2019	E19MC480010	$616,266.00	$616,266.00	$616,266.00	$0	8/27/2019	8/27/2021
2018	E18MC480010	$587,565.00	$587,565.00	$587,565.00	$0	10/3/2018	10/3/2020
2017	E17MC480010	$577,437.00	$577,437.00	$577,437.00	$0	10/19/2017	10/19/2019
2016	E16MC480010	$570,031.00	$570,031.00	$570,031.00	$0	10/11/2016	10/11/2018
2015	E15MC480010	$552,108.00	$552,108.00	$552,108.00	$0	11/17/2015	11/17/2017
Total		$6,332,701.00	$6,298,011.27	$5,629,006.62	$703,694.38		

Expenditures	2023 No	2022 Yes	2021 No	2020 No	2019 No	2018 No	2017 No	2016 No
		FY2022 Annual ESG Funds for						
Homelessness Prevention		Non-COVID						
Rental Assistance		105,535.00						
Relocation and Stabilization Services - Financial Assistance								
Relocation and Stabilization Services - Services								
Hazard Pay *(unique activity)*								
Landlord Incentives *(unique activity)*								
Volunteer Incentives *(unique activity)*								
Training *(unique activity)*								
Homeless Prevention Expenses		105,535.00						
		FY2022 Annual ESG Funds for						
Rapid Re-Housing		Non-COVID						
Rental Assistance		34,033.41						
Relocation and Stabilization Services - Financial Assistance								
Relocation and Stabilization Services - Services								
Hazard Pay *(unique activity)*								
Landlord Incentives *(unique activity)*								
Volunteer Incentives *(unique activity)*								
Training *(unique activity)*								
RRH Expenses		34,033.41						
		FY2022 Annual ESG Funds for						
Emergency Shelter		Non-COVID						
Essential Services		377,125.00						
Operations								
Renovation								
Major Rehab								
Conversion								
Hazard Pay *(unique activity)*								
Volunteer Incentives *(unique activity)*								
Training *(unique activity)*								
Emergency Shelter Expenses		377,125.00						
		FY2022 Annual ESG Funds for						
Temporary Emergency Shelter		Non-COVID						
Essential Services								
Operations								
Leasing existing real property or temporary structures								
Acquisition								
Renovation								
Hazard Pay *(unique activity)*								
Volunteer Incentives *(unique activity)*								
Training *(unique activity)*								
Other Shelter Costs								
Temporary Emergency Shelter Expenses								
		FY2022 Annual ESG Funds for						
Street Outreach		Non-COVID						
Essential Services								
Hazard Pay *(unique activity)*								

Volunteer Incentives *(unique activity)*	
Training *(unique activity)*	
Handwashing Stations/Portable Bathrooms *(unique activity)*	
Street Outreach Expenses	**0.00**
	FY2022 Annual ESG Funds for
Other ESG Expenditures	**Non-COVID**
Cell Phones - for persons in CoC/YHDP funded projects *(unique activity)*	
Coordinated Entry COVID Enhancements *(unique activity)*	
Training *(unique activity)*	
Vaccine Incentives *(unique activity)*	
HMIS	
Administration	**18,730.72**
Other Expenses	**18,730.72**
	FY2022 Annual ESG Funds for
	Non-COVID
Total Expenditures	**535,424.13**
Match	
Total ESG expenditures plus match	**535,424.13**

Total expenditures plus match for all years **535,424.13**

Sources of Match

	FY2022	FY2021	FY2020	FY2019	FY2018	FY2017	FY2016	FY2015
Total regular ESG plus COVID expenditures brought forward	$0.00	$0.00	$0.00	$0.00	$0.00	$0.00	$0.00	$0.00
Total ESG used for COVID brought forward	$0.00	$0.00	$0.00	$0.00	$0.00	$0.00	$0.00	$0.00
Total ESG used for regular expenses which requires a match	$0.00	$0.00	$0.00	$0.00	$0.00	$0.00	$0.00	$0.00
Match numbers from financial form	$0.00	$0.00	$0.00	$0.00	$0.00	$0.00	$0.00	$0.00
Match Percentage	0%	0%	0%	0%	0%	0%	0%	0%

Match Source	FY2022	FY2021	FY2020	FY2019	FY2018	FY2017	FY2016	FY2015
Other Non-ESG HUD Funds								
Other Federal Funds								
State Government								
Local Government								
Private Funds								
Other								
Fees								
Program Income								
Total Cash Match	0.00	0.00	0.00	0.00	0.00	0.00	0.00	0.00
Non Cash Match								
Total Match	0.00	0.00	0.00	0.00	0.00	0.00	0.00	0.00

Program Income

Program income is the income received by the recipient or subrecipient directly generated by a grant supported activity. Program income is defined in 2 CFR §200.307. More information is also available in the ESG CAPER Guidebook in the resources tab above.

Did the recipient earn program income from any ESG project during the program year? **No**

Grantee	Grant ID	Sponsor(s)	File ID
FORT WORTH	FTX98422	S6921528_Tarrant County Samaritan Housing, Inc. S6921526_City of Fort Worth Neighborhood Services Department S6921527_AIDS Outreach Center, Inc.	23215_1930840

GRANTEE SUMMARY	
Complete the chart below to provide more detailed information about the agencies and organizations responsible for the administration and implementation of the HOPWA program.	
Question	**Responses**
For Competitive Grantees Only	
For Competitive Grantees only, what is the grant number?	
For Competitive Grantees only, which year (1, 2, or 3) of the grant does this report cover?	
Is the Competitive Grantee a nonprofit organization? **Yes or No.**	
Is the Competitive Grantee a grassroots organization? **Yes or No.**	
For Competitive Grantees only, how much was expended on an "Other Housing Activity" (as approved in the grant agreement)?	N/A
For All HOPWA Grantees	
What is the name of the Grantee organization?	City of Fort Worth
What is the Grantee's Unique Entity Identifier (UEI)?	ENS6MKS1ZL18
What is the Employer ID Number (EIN) or Tax ID Number (TIN) of the Grantee?	75-6000528
For formula grantees only, are there any changes to your program year? **Yes or No.**	No
Note: HUD must be notified of consolidated program year changes at least two months before the date the program year would have ended if it had not been lengthened, or at least two months before the end of a proposed shortened program year.	
If yes above, what is the **revised** program start date?	N/A
If yes above, what is the **revised** program end date?	N/A
What is the street address of the Grantee's office?	200 Texas Street
In what city is the Grantee's business address?	Fort Worth
In what county is the Grantee's business address?	Tarrant
In what state is the Grantee's office located?	Texas
What is the zip code for the Grantee's business address?	76102
What is the parent company of the Grantee (if applicable)?	N
What department at the Grantee organization administers the grant?	Neighborhood Services
What is the Grantee organization's website address?	http://www.fortworthtexas.gov
What is the Facebook name or page of the Grantee?	https://www.facebook.com/FortWorthNeighborhoods
What is the Twitter handle of the Grantee?	http://twitter.com/fortworthnsd

What are the cities of the primary service area of the Grantee?	Fort Worth, Euless, North Richland Hills, Bedford, Hurst, Grapevine, Arlington, Grand Prairie, Cleburne, Weatherford, Burleson, Haltom City, Willow Park, Lake Worth, Watauga, Forest Hill, Mansfield, Decatur, North Richland Hills, Richland Hills, Keller, Saginaw, Azle
What are the counties of the primary service area of the Grantee?	Tarrant, Parker, Johnson, Wise
What is the congressional district of the Grantee's business address?	12
What is the congressional district of the Grantee's primary service area?	12
Is there a waiting list(s) for HOPWA Housing Subsidy Assistance Services in the Grantee service area? **Yes or No.**	Yes
Is the Grantee's System for Award Management (SAM) status currently active for this report? **Yes or No.**	Yes
What is the Grantee's SAM registration number for this report?	ENS6MKS1ZL18
Does the Grantee provide HOPWA-funded services directly to clients? **Yes or No.**	Yes
Does the Grantee take the allowable 3% Grantee Administration allowance? **Yes or No.**	Yes
How much was expended on Grantee Administration?	$ -

Contact Information for your Organization

Question	Responses
Contact Information for Authorizing Official	
What is the Authorizing Official contact name?	Fernando Costa
What is the Authorizing Official contact title?	Assistant City Manager
In what department does the Authorizing Official contact work?	City Manager Office
What is the Authorizing Official contact email?	Fernando.Costa@fortworthtexas.gov
What is the Authorizing Official contact phone number (including extension)?	817-392-6122
What is the Authorizing Official contact fax number?	
Contact Information for Reporting (APR/CAPER) Contact	
What is the Reporting contact name?	Sharon Burkley
What is the Reporting contact title?	Community Development Planning Manager
In what department does the Reporting contact work?	Neighborhood Services
What is the Reporting contact email?	Sharon.Burkley@fortworthtexas.gov
What is the Reporting contact phone number (including extension)?	817-392-5785
What is the Reporting contact fax number?	817-392-7328
Contact Information for HMIS User	
What is the HMIS User contact name?	Tamara Jones
What is the HMIS User contact title?	Neighborhood Program Coordinator
In what department does the HMIS User contact work?	Neighborhood Services
What is the HMIS User contact email?	Tamara.Jones@fortworthtexas.gov
What is the HMIS User contact phone number (including extension)?	817-392-5958
What is the HMIS User contact fax number?	817-392-7328
Contact Information for IDIS User	
What is the IDIS User contact name?	Sharon Burkley
What is the IDIS User contact title?	Community Development Planning Manager
In what department does the IDIS User contact work?	Neighborhood Services
What is the IDIS User contact email?	Sharon.Burkley@fortworthtexas.gov
What is the IDIS User contact phone number (including extension)?	817-392-5785
What is the IDIS User contact fax number?	817-392-7328
Contact Information for Primary Program Contact	

What is the Primary Program contact name?	Victor Turner
What is the Primary Program contact title?	Neighborhood Services Director
In what department does the Primary Program contact work?	Neighborhood Services
What is the Primary Program contact email?	Victor.Turner@fortworthtexas.gov
What is the Primary Program contact phone number (including extension)?	817-392-8187
What is the Primary Program contact fax number?	817-392-7328
Contact Information for Secondary Program Contact	
What is the Secondary Program contact name?	Sharon Burkley
What is the Secondary Program contact title?	Community Development Planning Manager
In what department does the Secondary Program contact work?	Neighborhood Services
What is the Secondary Program contact email?	Sharon.Burkley@fortworthtexas.gov
What is the contact Secondary Program phone number (including extension)?	817-392-5785
What is the Secondary Program contact fax number?	817-392-7328
Contact Information for Individuals Seeking Services	
What is the Services contact name?	Tamara Jones
What is the Services contact title?	Neighborhood Program Coordinator
In what department does the Services contact work?	Neighborhood Services
What is the Services contact email?	Tamara.Jones@fortworthtexas.gov
What is the Services contact phone number (including extension)?	817-392-5958
What is the Services contact fax number?	817-392-7328

Narrative Questions	Response - Maximum 4,000 characters for each qu	Character Count
Provide a maximum of 4,000 characters narrative summarizing major achievements and highlights that were proposed and completed during the program year. Include a brief description of the grant organization, area of service, the name(s) of the program contact(s), and an overview of the range/type of housing activities provided. This overview may be used for public information, including posting on HUD's website.	The City of Fort Worth (CFW) is one of the fastest growing cities in the nation. CFW have received HUD funds for many decades including HOPWA. The area of service for our HOPWA program includes the following counties: Tarrant, Parker, Johnson, and Wise. For questions related to grants, please contact Sharon Burkley at (817) 392-5785 and/or Terrance Jones at (817) 392-7563. For questions related to how the program is operated with the services provided, please contact Tamara Jones at (817) 392-5958. The CFW HOPWA program provides the following activities: Administration which provides updates to subrecipients on new regulations that have changed, provide reimbursement of goods/services to applicable eligible cost. Tenant Based Rental Assistance helps eligible households with rental subsidy, maintain and sustain permanent housing, and work towards goals they would like to accomplish to become self-sufficient. With our Supportive Services program, we offer case management (basic and intensive), provided hygiene products to keep households clean and sanitary, and public transportation by purchasing bus passes from our local Metro system.	1154

Assess your program's success in enabling HOPWA beneficiaries to establish and/or better maintain a stable living environment in housing that is safe, decent, and sanitary, and improve access to care. Compare current year results to baseline results for clients. Describe how program activities/projects contributed to meeting stated goals. If program did not achieve expected targets, please describe how your program plans to address challenges in program implementation and the steps currently being taken to achieve goals in next operating year. If your program exceeded program targets, please describe strategies the program utilized and how those contributed to program successes.	Most clients remained in place while the few that did move, moved to more adequate and safe housing. Case Managers worked with the clients in assisting with searching for places in their desired area of living and talked with new landlords to educate them on our program without identifying the nature of the program and walked them through the vendor registration process. Moving forward, we would still like to obtain new landlords across the applicable EMSA so that our clients have choices for a stronger and better community living.	538
Describe significant accomplishments or challenges in achieving the number of housing units supported and the number households assisted with HOPWA funds during this operating year compared to plans for this assistance, as approved in the Consolidated Plan/Action Plan. Describe how HOPWA funds were distributed during your operating year among different categories of housing and geographic areas to address needs throughout the grant service area, consistent with approved plans.	In terms of the number of households assisted with HOPWA we achieved our goal. The goal was 50 households and we exceeded this goal by housing 62 households during the program year. The HOPWA funds were primarily distributed throughout Tarrant County. We are working on outreaching to the other counties to possibly assist individuals/families in those areas of service delivery.	380
Report on program coordination with other mainstream housing and supportive services resources, including the use of committed leveraging from other public and private sources that helped to address needs for eligible persons identified in the Consolidated Plan/Strategic Plan.	Anytime we receive notifications that Fort Worth Housing Solutions (FWHS), the Public Housing Authority of the City of Fort Worth or Tarrant County Housing Authority (TCHA) office opens their waitlists for mainstream or Project-Based Vouchers (PBVs), we notify our clients so that they have the ability to make the best course of action for themselves. As far as leveraging other sources to address the needs for eligible persons, we utilized our Community Action Partners greatly to assist with utilities and entry to housing such as deposits, high risk fees, etc.	566

Describe any program technical assistance needs and how they would benefit program beneficiaries.	City of Fort Worth needs technical assistance regarding any regulation changes such as HOTMA and NSPIRE to ensure that we are abiding and meeting all of the criteria for these regulations. We already have estabished a date and time to obtain TA from HUD regarding the new CAPER report.	286
Describe any barriers (including regulatory and non-regulatory) encountered in the administration or implementation of the HOPWA program, how they affected your program's ability to achieve the objectives and outcomes discussed, and, actions taken in response to barriers, and recommendations for program improvement. Provide an explanation for each barrier selected. Describe any trends in the community that may affect the way in which the needs of persons living with HIV/AIDS are being addressed, and provide any other information important to the future provision of services to this population. Identify any evaluations, studies, or other assessments of the HOPWA program that are available to the public.	One of the biggest barriers that CFW has had during this program year is not being able to assist clients with their portion because they got behind for whatever reasons to prevent them from getting an eviction and going into homelessness. While there are resources out there to assist, it is difficult to get assistance or they may not qualify for the assistance for various reasons. Another big barrier is our internal processes that are currently being reviewed to determine how to best move forward to ensure the success of our program and keeping our landlords happy with recieving our payments on time. Another barrier is not having additional funds so that we can increase our capacity building and increase the number of clients to be served. There are a lot of people that need help and that are very sick, but at this time we are unable to assist because we have limited capacity and funding to ensure stable housing.	928

Complete the Annual Report of Continued Usage for HOPWA Facility-Based Stewardship Units, as defined in the Definitions, for EACH Stewardship Facility.

Question	Facility 1	Facility 2	Facility 3	Facility 4
What is the name of the stewardship facility?				
What is the stewardship year (1-10) for this facility?				
What date did the facility operations begin?				
How many HOPWA units are supported in this stewardship facility?				
What is the amount of non-HOPWA funds expended on the stewardship facilities?				
What is the **name** of the *authorized official* that operates the facility?				
What is the **name** of the primary program contact at the facility?				
What is the **email address** of the primary program contact at the facility?				
What is the **phone** number of the primary program contact at the facility?				

There are sixty columns for facilities. If more columns are needed, please contact the HOPWA Validation Team.

Facility 5	Facility 6	Facility 7	Facility 8	Facility 9	Facility 10	Facility 11	Facility 12	Facility 13

Facility 14	Facility 15	Facility 16	Facility 17	Facility 18	Facility 19	Facility 20	Facility 21	Facility 22

Facility 23	Facility 24	Facility 25	Facility 26	Facility 27	Facility 28	Facility 29	Facility 30	Facility 31

Facility 32	Facility 33	Facility 34	Facility 35	Facility 36	Facility 37	Facility 38	Facility 39	Facility 40

Facility 41	Facility 42	Facility 43	Facility 44	Facility 45	Facility 46	Facility 47	Facility 48	Facility 49

Facility 50	Facility 51	Facility 52	Facility 53	Facility 54	Facility 55	Facility 56	Facility 57	Facility 58

Facility 59	Facility 60

Grant ID	Grantee	Sponsor ID	Sponsor	File ID
FTX98422	FORT WORTH	S6921527	S6921527_AIDS Outreach Center, Inc.	23215_193019

Housing Opportunities for Persons With AIDS (HOPWA) Program

Revised: 11/14/2022

Consolidated APR/CAPER– HOPWA Provider

OMB Number 2506-0133 (Expiration Date: 12/31/2024)

Overview

The public reporting burden for this collection of information is estimated to average 40.0 hours, including the time for reviewing instructions, searching existing data sources, gathering and maintaining the data needed, and completing and reviewing the collection of information.

Performance Reports for HOPWA formula grantees and competitive grantees provide HUD with annual information to support program evaluation and measure program beneficiary outcomes related to maintaining housing stability; preventing homelessness; and improving access to care and support. This collection of information consolidates the information in the APR and CAPER reports and clarifies reporting requirements, which will allow HUD's Office of HIV/AIDS Housing to better respond to data calls from Congress and make better program decisions based on more relevant grantee annual data. Reporting is required for all HOPWA grantees pursuant to 42 U.S.C. § 12911; 24 CFR §§ 574.520(a) and (b); 24 CFR § 91.520(f). The information collected regarding grantees, their respective project sponsors, and the identities of HOPWA program participants will remain confidential pursuant to 42 U.S.C. § 12905(e) and 24 § CFR 574.440.

Send comments regarding this burden estimate or any other aspect of this collection of information, including suggestions to reduce this burden, to Colette Pollard, Reports Management Officer, Department of Housing and Urban Development, 451 7th Street SW, Room 4176, Washington, DC 20410-5000. When providing comments, please refer to OMB Control No. 2506-0133. HUD may not conduct and sponsor, and a person is not required to respond to, a collection of information unless the collection displays a valid OMB Control Number.

HOPWA formula grantees are required to submit a Performance Report demonstrating coordination with other Consolidated Plan resources. HUD uses the Performance Report data to obtain essential information on grant activities, project sponsors, housing sites, units and households, and beneficiaries (which includes racial and ethnic data on program participants). The Consolidated Plan Management Process tool (CPMP) provides an optional tool to integrate the reporting of HOPWA specific activities with other planning and reporting on Consolidated Plan activities.

In addition, grantees must comply with the Federal Funding Accountability and Transparency Act 2006 (Public Law 109-282), which requires grant recipients to provide general information for all entities (including contractors and sub-contractors) receiving $25,000+ in federal funding.

HOPWA competitive grantees are required to submit a Performance Report for each operating year in which HOPWA grant funds were expended. Information on each competitive grant is to be reported in a separate Performance Report. Grantees approved for "Other Activities," as detailed in their grant agreement, are requested to report on their unique program accomplishments.

In addition, grantees must comply with the Federal Funding Accountability and Transparency Act 2006 (Public Law 109-282), which requires grant recipients to provide general information for all entities (including contractors and sub-contractors) receiving $25,000+ in federal funding.

Continued-use Periods. Grantees that used HOPWA funding for new construction, acquisition, or substantial rehabilitation of a building or structure are required to operate the building or structure for HOPWA-eligible beneficiaries for a ten (10) years period. If no further HOPWA funds are used to support the facility, in place of completing the "CAP DEV" tab in the Performance Report Worksheet, the grantee must complete an Annual Report of Continued Project Operation throughout the required use periods. This report is found on the "STEWARD" tab of this workbook. The required use period is three (3) years if the rehabilitation is non-substantial.

Record Keeping. Names and other individual information must be kept confidential, as required by 24 CFR 574.440. However, HUD reserves the right to review the information used to complete this report for grants management oversight purposes, except for recording any names and other identifying information. In the case that HUD must review client-level data, no client names or identifying information will be retained or recorded. Information is reported in aggregate to HUD without personal identification. Do not submit client or personal information in data systems to HUD.

HMIS. In connection with the development of the Department's standards for Homeless Management Information Systems (HMIS), universal data elements are being collected for clients of HOPWA-funded homeless assistance projects. These project sponsor records would include: Name, Social Security Number, Date of Birth, Ethnicity and Race, Gender, Veteran Status, Disabling Conditions, Residence Prior to Program Entry, Zip Code of Last Permanent Address, Housing Status, Program Entry Date, Program Exit Date, Personal Identification Number, and Household Identification Number. These are intended to match the elements under HMIS. The HOPWA program-level data elements include: Income and Sources, Non-Cash Benefits, HIV/AIDS Status, Services Provided, Housing Status or Destination at the end of the operating year, Physical Disability, Developmental Disability, Chronic Health Condition, Mental Health, Substance Abuse, Domestic Violence, Medical Assistance, and T-cell Count. Other HOPWA projects sponsors may also benefit from collecting these data elements. HMIS local data systems must maintain client confidentiality by using a closed system in which medical information and HIV status are only shared with providers that have a direct involvement in the client's case management, treatment and care, in line with the signed release of information from the client.

Formula Operating Year. HOPWA formula grants are annually awarded for a three-year period of performance with three operating years. The information contained in this Performance Report must represent a one-year period of HOPWA program operation that coincides with the grantee's program year; this is the operating year. More than one HOPWA formula grant awarded to the same grantee may be used during an operating year and the Performance Report must capture all formula grant funding used during the operating year. Project sponsor accomplishment information must also coincide with the operating year this Performance Report covers. Any change to the period of performance requires the approval of HUD by amendment, such as an extension for an additional operating year.

Competitive Operating Year. HOPWA competitive grants are awarded for a three-year period of performance with Performance Reports submitted for each of the three operating years. The information contained in this Performance Report should reflect the grantee's operating year with the beginning date determined at the time the grant agreement is signed. Project sponsor accomplishment information must coincide with the operating year this Performance Report covers. Any change to the period of performance requires the approval of HUD by amendment, such as an extension for one additional operating year. A PSH renewal/replacement grant start date would be coordinated with the close out of the existing grant.

Grantees with an approved extension period of less than 6-months must submit the Performance Report for the third year of the grant term at the end of the approved extension period and incorporate data from the additional months. Grantees with an approved extension period of 6-months or more must turn in a Performance Report at the end of the operating year and submit a separate extension Performance Report at the end of the extension period.

Filing Requirements. Within 90 days of the completion of each operating year, grantees must submit their completed Performance Report to the CPD Director in the grantee's State or Local HUD Field Office, and to the HOPWA Program Office: at HOPWAReports@hud.gov. Electronic submission to HOPWA Program office is preferred. If electronic submission is not possible, please send an email to the HOPWA@hud.gov email inbox.

Definitions

Achieved Viral Suppression: When the load or volume of HIV virus present in a person's blood is measured at less than 200 copies per milliliter of blood.

Adjustment for Duplication: Enables the calculation of unduplicated output totals by accounting for the total number of households or units that received more than one type of HOPWA assistance in a given service category such as HOPWA Subsidy Assistance or Supportive Services.

Administrative Costs: Costs for general management, oversight, coordination, evaluation, and reporting. By statute, grantee administrative costs are limited to 3% of the total grant award, to be expended over the life of the grant. Project sponsor administrative costs are limited to 7% of the portion of the grant amount they receive.

Anti-Retroviral Therapy: The combination of drugs used to treat HIV.

Area Median Income: The Department of Housing and Urban Development (HUD) sets income limits that determine eligibility for assisted housing programs including the HOPWA program. HUD develops income limits based on Median Family Income estimates and Fair Market Rent area definitions for each metropolitan area, parts of some metropolitan areas, and each non-metropolitan county. AMI values vary by location and are published at: https://www.huduser.gov/portal/datasets/il.html

Beneficiary(ies): All members of a household (with or without HIV) who benefitted from HOPWA assistance during the operating year, NOT including the HOPWA eligible individual (see definition).

Chronically Homeless Person: An individual or family who is homeless and lives or resides as an individual or family who a) lives or resides in a place not meant for human habitation, a safe haven, or in an emergency shelter; b) has been homeless and living or residing in a place not meant for human habitation, a safe haven, or in an emergency shelter continuously for at least one year or on at least four separate occasions in the last three years; and c) has an adult head of household (or a minor head of household if no adult is present in the household) with a diagnosable substance use disorder, serious mental illness, developmental disability (as defined in section 102 of the Developmental Disabilities Assistance and Bill of Rights Act of 2000 (42 U.S.C. 15002), post-traumatic stress disorder, cognitive impairments resulting from a brain injury, or chronic physical illness or disability, including the co-occurrence of two or more of those conditions. Additionally, the statutory definition includes as chronically homeless a person who currently lives or resides in an institutional care facility, including a jail, substance abuse or mental health treatment facility, hospital or other similar facility, and has resided there for fewer than 90 days if such person met the other criteria for homeless prior to entering that facility. (See 42 U.S.C. 11360(2)) This does not include doubled-up or overcrowding situations.

Disabling Condition: Evidencing a diagnosable substance use disorder, serious mental illness, developmental disability, chronic physical illness, or disability, including the co-occurrence of two or more of these conditions. In addition, a disabling condition may limit an individual's ability to work or perform one or more activities of daily living. An HIV/AIDS diagnosis is considered a disabling condition.

Facility-Based Housing Assistance: All eligible HOPWA Housing expenditures for or associated with supporting facilities including community residences, SRO dwellings, short-term facilities, project-based rental units, master leased units, and other housing facilities approved by HUD.

Faith-Based Organization: Religious organizations of three types: (1) congregations; (2) national networks, which include national denominations, their social service arms (for example, Catholic Charities, Lutheran Social Services), and networks of related organizations (such as YMCA and YWCA); and (3) freestanding religious organizations, which are incorporated separately from congregations and national networks.

Grassroots Organization: An organization headquartered in the local community where it provides services; has a social services budget of $300,000 or less annually, and six or fewer full-time equivalent employees. Local affiliates of national organizations are not considered "grassroots."

HOPWA Eligible Individual: The one (1) low-income person with HIV/AIDS who qualifies a household for HOPWA assistance. This person may be considered "Head of Household." When the Performance Report asks for information on eligible individuals, report on this individual person only. Where there is more than one person with HIV/AIDS in the household, the additional PWH/A(s), would be considered a beneficiary(s).

HOPWA Housing Information Services: Services dedicated to helping persons living with HIV/AIDS and their families to identify, locate, and acquire housing. This may also include fair housing counseling for eligible persons who may encounter discrimination based on race, color, religion, sex, age, national origin, familial status, or handicap/disability.

HOPWA Housing Subsidy Assistance Total: The unduplicated number of households receiving housing subsidies (TBRA, STRMU, Permanent Housing Placement services and Master Leasing) and/or residing in units of facilities dedicated to persons living with HIV/AIDS and their families and supported with HOPWA funds during the operating year.

Household: A single individual or a family composed of two or more persons for which household incomes are used to determine eligibility and for calculation of the resident rent payment. The term is used for collecting data on changes in income, changes in access to services, receipt of housing information services, and outcomes on achieving housing stability. Live-In Aides (see definition for Live-In Aide) and non-beneficiaries (e.g., a shared housing arrangement with a roommate) who resided in the unit are not reported in the Performance Report.

Housing Stability: The degree to which the HOPWA project assisted beneficiaries to remain in stable housing during the operating year.

Improved HIV Viral Load: A reduction in the load or volume of HIV present in the HOPWA eligible individual's blood at the end of the reporting period compared to the beginning of the reporting period. Most PLWHA who are engaged in medical care have routine laboratory tests. The HOPWA eligible individual's latest laboratory report can be used to determine viral load.

In-kind Leveraged Resources: These are additional types of support provided to assist HOPWA beneficiaries such as volunteer services, materials, use of equipment and building space. The actual value of the support can be the contribution of professional services, based on customary rates for this specialized support, or actual costs contributed from other leveraged resources. In determining a rate for the contribution of volunteer time and services, use the criteria described in 2 CFR 200. The value of any donated material, equipment, building, or lease should be based on the fair market value at time of donation. Related documentation can be from recent bills of sales, advertised prices, appraisals, or other information for comparable property similarly situated.

Leveraged Funds: The amount of funds expended during the operating year from non-HOPWA federal, state, local, and private sources by grantees or sponsors in dedicating assistance to this client population. Leveraged funds or other assistance are used directly in or in support of HOPWA program delivery.

Live-In Aide: A person who resides with the HOPWA Eligible Individual and who meets the following criteria: (1) is essential to the care and well-being of the person; (2) is not obligated for the support of the person; and (3) would not be living in the unit except to provide the necessary supportive services. See Code of Federal Regulations Title 24 Part 5.403 and the HOPWA Grantee Oversight Resource Guide for additional reference.
Master Leasing: Applies to a nonprofit or public agency that leases units of housing (scattered-sites or entire buildings) from a landlord and subleases the units to homeless or low-income tenants. By assuming the tenancy burden, the agency facilitates housing of clients who may not be able to maintain a lease on their own due to poor credit, evictions, or lack of sufficient income.
Medically Assisted Living Facilities: HOPWA facility-based housing that assists residents with most or all activities of daily living, such as meals, bathing, dressing, and toileting. Regular medical care, supervision, and rehabilitation are also often available.
Nonbinary: A gender other than singularly female or male.
Operating Costs: Applies to facility-based housing only, for facilities that are currently open. Operating costs can include day-to-day housing function and operation costs like utilities, maintenance, equipment, insurance, security, furnishings, supplies and salary for staff costs directly related to the housing project but not staff costs for delivering services.
Outcome: The degree to which the HOPWA assisted household has been enabled to establish or maintain a stable living environment in housing that is safe, decent, and sanitary, (per the regulations at 24 CFR 574.310(b)) and to reduce the risks of homelessness and improve access to HIV treatment and other health care and support.
Output: The number of units of housing or households that receive HOPWA assistance during the operating year.
Permanent Housing Placement: A supportive housing service that helps establish the household in the housing unit, including but not limited to reasonable costs for security deposits not to exceed two months of rent costs.
Program Income: Gross income directly generated from the use of HOPWA funds, including repayments. See grant administration requirements on program income at 2 CFR 200.307.
Project-Based Rental Assistance (PBRA): A rental subsidy program that is tied to specific facilities or units owned or controlled by a project sponsor. Assistance is tied directly to the properties and is not portable or transferable.
Project Sponsor Organizations: Per HOPWA regulations at 24 CFR 574.3, any nonprofit organization or governmental housing agency that receives funds under a contract with the grantee to provide eligible housing and other support services or administrative services as defined in 24 CFR 574.300. Project Sponsor organizations are required to provide performance data on households served and funds expended.
SAM: All organizations applying for a Federal award must have a valid registration active at sam.gov. SAM (System for Award Management) registration includes maintaining current information and providing a valid DUNS number.
Short-Term Rent, Mortgage, and Utility (STRMU) Assistance: A time-limited, housing subsidy assistance designed to prevent homelessness and increase housing stability. Grantees may provide assistance for up to 21 weeks in any 52-week period. The amount of assistance varies per client depending on funds available, tenant need and program guidelines.
Stewardship Units: Units developed with HOPWA, where HOPWA funds were used for acquisition, new construction and rehabilitation that no longer receive operating subsidies from HOPWA. Report information for the units is subject to the three-year use agreement if rehabilitation is non-substantial and to the ten-year use agreement if rehabilitation is substantial.
Tenant-Based Rental Assistance (TBRA): TBRA is a rental subsidy program similar to the Housing Choice Voucher program that grantees can provide to help low-income households access affordable housing. The TBRA voucher is not tied to a specific unit, so tenants may move to a different unit without losing their assistance, subject to individual program rules. The subsidy amount is determined in part based on household income and rental costs associated with the tenant's lease.
Transgender: Transgender is defined as a person who identifies with, or presents as, a gender that is different from his/her gender assigned at birth
VAWA Internal Emergency Transfers: Per 24 CFR 5.2005e, an emergency transfer under the VAWA protections refers to an emergency relocation of a tenant to another unit where the tenant would not be categorized as a new applicant; that is, the tenant may reside in the new unit without having to undergo an application process.
VAWA External Emergency Transfers: Per 24 CFR 5.2005e, an emergency transfer under the VAWA protections refers to an emergency relocation of a tenant to another unit where the tenant would be categorized as a new applicant; that is, the tenant must undergo an application process in order to reside in the new unit.
Veteran: A veteran is someone who has served on active duty in the Armed Forces of the United States. This does not include inactive military reserves or the National Guard unless the person was called up to active duty.

Instructions for Completing the HOPWA Performance Report Workbook

What is the HOPWA Performance Report Workbook?

This workbook provides annual performance data for HOPWA activities. This includes outputs (e.g., households served and demographic information), outcomes (e.g., access to care and support outcomes) and expenditures (for HOPWA-eligible costs).

This data will be compiled by the HOPWA Formula or Competitive Grantee, as part of providing annual performance reporting to HUD.

Who completes this form?

This workbook will be completed by **any organization** that conducts any HOPWA activities other than administrative activities. This includes HOPWA Formula or Competitive Grantees that conduct other HOPWA activities besides administrative activities, and the **Project Sponsor** organizations that Grantees contract to provide HOPWA services (as defined in 24 CFR 574.3).
There should be one organization's HOPWA activities reported in each workbook. Each organization should complete a separate performance report workbook that only includes the HOPWA activities conducted by that organization.

What tabs should be completed for this report?

The Performance Report Workbook requires the completion of the following tabs:

- ***DEM (Demographics) & Prior Living (see Note)***
- ***Leveraging***
- ***ATC (Access to Care) & Totals***

ONLY PROJECT SPONSORS* should complete these tabs:

- ***HOPWA Provider***
- ***CONTACT***

** For **Grantees** that are approved to conduct Resource Identification or Technical Assistance activities* , please report your expenditure amounts for those budget line items in the ***HOPWA Provider tab*** . These are the only cells that you will need to complete in the ***HOPWA Provider*** tab.

Note: Complete Prior Living information only for individuals served by TBRA, P-FBH, ST-TFBH or PHP.

The remaining tabs should **ONLY** be completed **based on HOPWA services provided by the organization completing this workbook.** *Leave tabs untouched* if the activity is not provided by the organization.

- ***TBRA (Tenant-Based Rental Assistance)***
- ***P-FBH (Permanent Facility-Based Housing)***
- ***ST-TFBH (Short-Term or Transitional Facility-Based Housing)***
- ***STRMU (Short-Term Rent, Mortgage and Utilities Assistance)***
- ***PHP (Permanent Housing Placement Assistance)***
- ***Housing Info (Housing Information Services)***
- ***Supp Svcs (HOPWA Supportive Services)***
- ***Other Competitive Activity***
- ***CAP DEV (Capital Development)***
- ***VAWA (Housing Transfers for Households Covered by the Violence Against Women Act)***

Important Information

To ensure the integrity of this reporting form, please do not DELETE or ALTER any rows, columns, tabs, or the NAME of the report.
This form requires the entry of data only where applicable, with no other actions required.

1. Enter text in empty cells next to questions.
2. Enter numbers where the entry reads “0” and the answer is an amount greater than zero.

SUBMISSION INSTRUCTIONS

- Once complete, the Project Sponsor should return the entire workbook *to the Grantee* in the manner and timeline prescribed by the Grantee.
- The report MUST be submitted in this Excel format.
- DO NOT alter the name of this file; return it to the Grantee with the file name as provided.
- The Grantee is responsible for reviewing this report and submitting it to HUD. Project Sponsors ***should not*** submit this report to HUD; only to the Grantee.
- The Grantee may be contacted by HUD or a HUD contractor regarding the accuracy of this report.
- Please contact the Grantee if you require support submitting this form.

Please complete for organizations designated to serve as project sponsor, i.e., organizations involved in the direct delivery of services for client households, as defined by 24 CFR 574.3.

Project Sponsor Questions	Responses
What is the organization's name?	AIDS Outreach Center
What is the organization's Unique Entity Identifier (UEI)?	75-2139336
What is the organization's Employer ID Number (EIN) or Tax ID Number (TIN)?	75-2139336
What is the HOPWA contract amount for this organization?	429,850
What is the organization's business street address?	400 N. Beach St
In what city is the organization's business address?	Fort Worth
In what county is the organization's business address?	Tarrant
In what state is the organization's business address?	Texas
What is the organization's business address zip code?	76111
What is the organization's parent company, if applicable?	N/A
What department administers the organization's grant?	Care Coordination Department
What is the organization's phone number (including extension)?	817-335-1994
What is the organization's fax number?	817-916-4664
What is the organization's website?	www.aoc.org
What is the organization's Facebook page?	AIDS Outreach Center
What is the organization's Twitter handle?	AIDS Outreach Center
Is this a faith-based organization? **Yes or No.**	No
Is this a nonprofit organization? **Yes or No.**	YES
Is this a grassroots organization? **Yes or No.**	No
What are the cities of the organization's primary service area?	Fort Worth, Euless, North Richland Hills, Bedford, Hurst, Grapevine, Arlington, Grand Prairie, Cleburne, Weatherford, Burleson, Haltom City, Willow Park, Lake Worth, Watauga, Forest Hill, Mansfield, Decatur
What are the counties of the organization's primary service area?	Tarrrant, Parker, Johnson, Somervell, Hood and Wise
In what congressional district is the organization located?	Congressional District 33
In what congressional district is the primary service area?	Congressional District 33

Is there a waiting list for HOPWA housing subsidy assistance services in the organization's service area? **Yes or No.**	Yes - TBRA Program
Project Sponsor Non-Direct Service Expenditures	
What were the total HOPWA funds expended for Administration costs?	0
How much was expended on Technical Assistance?	0
How much was expended on Resource Identification?	0

Contact Information for your Organization

Only organizations designated as project sponsors (see definition of "Project Sponsor Organization" in Performance Report Cover tab) should complete this tab.

Question	Responses
Contact Information for Primary Program Contact	
What is the Primary Program contact name?	Johnny Watkins-Mitchell
What is the Primary Program contact title?	Housing Assistance Manager
In what department does the Primary Program contact work?	Care Coordination Department
What is the Primary Program contact email?	johnnyw@aoc.org
What is the Primary Program contact phone number (including extension)?	817-916-5207
What is the Primary Program contact fax number?	817-916-4664
Contact Information for Secondary Program Contact	
What is the Secondary Program contact name?	Michelle Pantaleo
What is the Secondary Program contact title?	Director of Client Services
In what department does the Secondary Program contact work?	Care Coordination Department
What is the Secondary Program contact email?	michellep@aoc.org
What is the Secondary Program contact phone number (including extension)?	817-916-5228
What is the Secondary Program contact fax number?	817-916-4664
Contact Information for Individuals Seeking Services	
What is the Services contact name?	Johnny Watkins-Mitchell
What is the Services contact title?	Housing Assistance Manager
In what department does the Services contact work?	Care Coordination Department
What is the Services contact email?	johnnyw@aoc.org
What is the Services contact phone number (including extension)?	817-916-5207
What is the Services contact fax number?	817-916-4664

Complete the age, gender, race, and ethnicity information for all individuals served with all types of HOPWA assistance.
See totals in rows 27 and 28.

A. For each racial category, how many HOPWA-eligible Individuals identified as such?	Male				Female				Gender Nonbinary				Transgender Female				Transgender Male				Gender not Disclosed				Of the total number of individuals reported for each racial category, how many also identify as Hispanic or Latinx?
	Younger Than 18	18-30	31-50	51 or Older	Younger Than 18	18-30	31-50	51 or Older	Younger Than 18	18-30	31-50	51 or Older	Younger Than 18	18-30	31-50	51 or Older	Younger Than 18	18-30	31-50	51 or Older	Younger Than 18	18-30	31-50	51 or Older	Total Hispanic or Latinx
Asian	0	0	0	0	0	0	0	0	0	0	0	0	0	0	0	0	0	0	0	0	0	0	0	0	0
Asian & White	0	0	0	0	0	0	0	0	0	0	0	0	0	0	0	0	0	0	0	0	0	0	0	0	0
Black/African American	0	3	7	6	0	3	4	7	0	0	0	0	0	0		0	0	0	0	0	0	0	0	0	0
Black/African American & White	0	0	0	0	0	0	0	0	0	0	0	0	0	0	0	0	0	0	0	0	0	0	0	0	0
American Indian/Alaskan Native	0	0	0	0	0	0	0	0	0	0	0	0	0	0	0	0	0	0	0	0	0	0	0	0	0
American Indian/Alaskan Native & Black/African American	0	0	0	0	0	0	0	0	0	0	0	0	0	0	0	0	0	0	0	0	0	0	0	0	0
American Indian/Alaskan Native & White	0	0	0	0	0	0	0	0	0	0	0	0	0	0	0	0	0	0	0	0	0	0	0	0	0
Native Hawaiian/Other Pacific Islander	0	0	0	0	0	0	0	0	0	0	0	0	0	0	0	0	0	0	0	0	0	0	0	0	0
Other Multi-Racial	0	0	0	0	0	0	0	0	0	0	0	0	0	0	0	0	0	0	0	0	0	0	0	0	0
White	0	4	1	3	0	1	0	0	0	0	0	0	0	0	0	0	0	0	0	0	0	0	0	0	5

B. For each racial category, how many other household members (beneficiaries) identified as such?	Male				Female				Gender Nonbinary				Transgender Female				Transgender Male				Gender not Disclosed				Of the total number of individuals reported for each racial category, how many also identify as Hispanic or Latinx?
	Younger Than 18	18-30	31-50	51 or Older	Younger Than 18	18-30	31-50	51 or Older	Younger Than 18	18-30	31-50	51 or Older	Younger Than 18	18-30	31-50	51 or Older	Younger Than 18	18-30	31-50	51 or Older	Younger Than 18	18-30	31-50	51 or Older	Total Hispanic or Latinx
b. Asian	0	0	0	0	0	0	0	0	0	0	0	0	0	0	0	0	0	0	0	0	0	0	0	0	0
b. Asian & White	0	0	0	0	0	0	0	0	0	0	0	0	0	0	0	0	0	0	0	0	0	0	0	0	0
b. Black/African American	7	0	0	1	0	0	0	0	0	0	0	0	0	0	0	0	0	0	0	0	0	0	0	0	0
b. Black/African American & White	0	0	0	0	0	0	0	0	0	0	0	0	0	0	0	0	0	0	0	0	0	0	0	0	0
b. American Indian/Alaskan Native	0	0	0	0	0	0	0	0	0	0	0	0	0	0	0	0	0	0	0	0	0	0	0	0	0
b. American Indian/Alaskan Native & Black/African American	0	0	0	0	0	0	0	0	0	0	0	0	0	0	0	0	0	0	0	0	0	0	0	0	0
b. American Indian/Alaskan Native & White	0	0	0	0	0	0	0	0	0	0	0	0	0	0	0	0	0	0	0	0	0	0	0	0	0
b. Native Hawaiian/Other Pacific Islander	0	0	0	0	0	0	0	0	0	0	0	0	0	0	0	0	0	0	0	0	0	0	0	0	0
b. Other Multi-Racial	0	0	0	0	0	0	0	0	0	0	0	0	0	0	0	0	0	0	0	0	0	0	0	0	0
b. White	3	0	0	1	0	0	1	0	0	0	0	0	3	0	0	0	0	0	0	0	0	0	0	0	7

Total number of HOPWA-eligible individuals served with HOPWA assistance (rows 4-13):	**39**
Total number of other household members (beneficiaries) served with HOPWA assistance (rows 16-25):	**16**
How many other household members (beneficiaries) are HIV+?	1
How many other household members (beneficiaries) are HIV negative or have an unknown HIV status?	15

Complete Prior Living Situations for HOPWA-eligible Individuals served by TBRA, P-FBH, ST-TFBH, or PHP

How many HOPWA-eligible individuals continued receiving HOPWA assistance from the previous year?	1
How many individuals newly receiving HOPWA assistance came from:	
A place not meant for human habitation?	0
An emergency shelter?	0
A transitional housing facility for formerly homeless persons?	0
A permanent housing situation for formerly homeless persons?	0
A psychiatric hospital or other psychiatric facility?	0
A substance abuse facility?	0
A non-psychiatric hospital?	0
A foster care home?	0
Jail, prison, or a juvenile detention facility?	0
A rented room, apartment or house?	39
A house the individual owned?	
Staying at someone else's house?	0
A hotel or motel paid for by the individual?	0
Any other prior living situation?	0
How many individuals newly receiving HOPWA assistance didn't report or refused to report their prior living situation?	0
How many individuals newly receiving HOPWA assistance during this program year reported a prior living situation of homelessness [place not for human habitation, emergency shelter, transitional housing]:	**0**
Also meet the definition of experiencing chronic homelessness?	0
Also were veterans?	0

Report the source(s) of cash or in-kind leveraged federal, state, local or private resources identified in either the Consolidated or Annual Plan (for formula grantees) or the grant proposal/application (for competitive grantees) and used in the delivery of the HOPWA program and the amount of leveraged dollars.

What is the amount and type of leveraged funding that was provided by any of these sources?	Funding for this Report	Was this a Housing Subsidy Assistance? Yes or No.
ESG	0	
HOME	0	
Ryan White	33678	No
Continuum of Care (CoC)	0	
Low-Income Housing Tax Credit	0	
Housing Choice Voucher Program	0	
Private grants	0	
In-kind resources	0	
Grantee cash	0	
Other types of private or public funding:		
Other FUNDING_1	6365	no
Other FUNDING_2	0	
Other FUNDING_3	0	
Other FUNDING_4	0	
Other FUNDING_5	0	
Other FUNDING_6	0	
Other FUNDING_7	0	
Other FUNDING_8	0	
Other FUNDING_9	0	
Other FUNDING_10	0	
Other FUNDING_11	0	
Other FUNDING_12	0	
Other FUNDING_13	0	
Other FUNDING_14	0	
Other FUNDING_15	0	
Program Income	**0**	
What was the amount of program income collected from resident rent payments in the program year?		
What was the amount of program income collected from other sources (non-resident payments) in the program year?	0	
Uses of Program Income	**0**	
What was the amount of total program income that was spent on housing assistance in the program year?	0	
What was the amount of total program income that was spent on supportive services or other non-housing costs in the program year?	0	
Rent Payments Made by HOPWA Housing Subsidy Assistance Recipients Directly to Private Landlords		
What was the amount of resident rent payment that residents paid directly to private landlords?	10924	

Complete this section for all Households served with HOPWA Tenant-Based Rental Assistance (TBRA) by your organization in the reporting year.

Question	This Report
TBRA Households Served and Expenditures	
How many households were served with HOPWA TBRA assistance?	
What were the total HOPWA funds expended for TBRA rental assistance?	
Other (Non-TBRA) Rental Assistance Households Served and Expenditures (Other Non-TBRA Rental Assistance activities must be approved in the grant agreement).	
How many total households were served with Other (non-TBRA) Rental Assistance?	0
What were the total HOPWA funds expended for Other (non-TBRA) Rental Assistance, as approved in the grant agreement?	0
Describe the Other (non-TBRA) Rental Assistance provided. (150 characters).	
TBRA Household Total (TBRA + Other)	**0**
Income Levels for Households Served by this Activity	**0**
What is the number of households with income below 30% of Area Median Income?	0
What is the number of households with income between 31% and 50% of Area Median Income?	0
What is the number of households with income between 51% and 80% of Area Median Income?	0
Sources of Income for Households Served by this Activity	
How many households accessed or maintained access to the following sources of income in the past year?	**0**
Earned Income from Employment	
Retirement	0
SSI	
SSDI	
Other Welfare Assistance (Supplemental Nutrition Assistance Program, WIC, TANF, etc.)	0
Private Disability Insurance	0
Veteran's Disability Payment (service or non-service connected payment)	0
Regular contributions or gifts from organizations or persons not residing in the residence	0
Worker's Compensation	0
General Assistance (GA), or local program	0
Unemployment Insurance	0

Other Sources of Income	0
How many households maintained **no** sources of income?	
Medical Insurance for Households Served by this Activity	
How many households accessed or maintained access to the following sources of medical insurance in the past year?	
MEDICAID Health Program or local program equivalent	
MEDICARE Health Insurance or local program equivalent	0
Veterans Affairs Medical Services	0
AIDS Drug Assistance Program	0
State Children's Health Insurance Program (SCHIP) or	0
Ryan White-funded Medical or Dental Assistance	
Health Outcomes for Households Served by this Activity	
How many HOPWA-eligible individuals served with TBRA this year have *ever* been prescribed Anti-Retroviral Therapy?	
How many HOPWA-eligible persons served with TBRA have shown an improved viral load or achieved viral suppression?	
Longevity for Households Served by this Activity	**0**
How many households have been served with TBRA for less than one year?	
How many households have been served with TBRA for more than one year, but less than five years?	
How many households have been served with TBRA for more than five years, but less than 10 years?	0
How many households have been served with TBRA for more than 10 years, but less than 15 years?	0
How many households have been served with TBRA for more than 15 years?	0
Housing Outcomes for Households Served by this Activity	**0**
How many households continued receiving HOPWA TBRA assistance into the next year?	
How many households exited to other HOPWA housing programs?	0
How many households exited to other housing subsidy programs?	0
How many households exited to an emergency shelter?	0
How many households exited to private housing?	
How many households exited to transitional housing (time limited - up to 24 months)?	0

How many households exited to an institutional arrangement expected to last less than six months?	0
How many households exited to institutional arrangement expected to last more than six months?	0
How many households exited to a jail/prison term expected to last less than six months?	0
How many households exited to a jail/prison term expected to last more than six months?	0
How many households exited to a situation that isn't transitional, but is not expected to last more than 90 days and their housing situation after those 90 days is uncertain?	0
How many households exited to a place not meant for human habitation?	0
How many households were disconnected from care?	0
How many of the HOPWA eligible individuals died?	

Complete this section for all Households served with HOPWA Permanent Facility-Based Housing assistance by your

There are sixty columns for facilities. If more columns are needed, please contact the HOPWA Validation Team.

[illegible]																																																												
[illegible]																																																												
[illegible]																																																												
Was the housing facility placed into service during this program year?																																																												
For housing facilities placed into service *during this program year*, how many units were placed into service? [Do not complete if facility	0	0	0	0	0	0	0	0	0	0	0	0	0	0	0	0	0	0	0	0	0	0	0	0	0	0	0	0	0	0	0	0	0	0	0	0	0	0	0	0	0	0	0	0	0	0	0	0	0	0	0	0	0	0	0	0	0	0	0	0
[illegible]																																																												
How many households received Permanent Facility-Based Housing	0	0	0	0	0	0	0	0	0	0	0	0	0	0	0	0	0	0	0	0	0	0	0	0	0	0	0	0	0	0	0	0	0	0	0	0	0	0	0	0	0	0	0	0	0	0	0	0	0	0	0	0	0	0	0	0	0	0	0	0
What were the HOPWA funds expended for Permanent Facility-Based	0	0	0	0	0	0	0	0	0	0	0	0	0	0	0	0	0	0	0	0	0	0	0	0	0	0	0	0	0	0	0	0	0	0	0	0	0	0	0	0	0	0	0	0	0	0	0	0	0	0	0	0	0	0	0	0	0	0	0	0
[illegible]																																																												
How many households received Permanent Facility-Based Housing	0	0	0	0	0	0	0	0	0	0	0	0	0	0	0	0	0	0	0	0	0	0	0	0	0	0	0	0	0	0	0	0	0	0	0	0	0	0	0	0	0	0	0	0	0	0	0	0	0	0	0	0	0	0	0	0	0	0	0	0
What were the HOPWA funds expended for Permanent Facility-Based	0	0	0	0	0	0	0	0	0	0	0	0	0	0	0	0	0	0	0	0	0	0	0	0	0	0	0	0	0	0	0	0	0	0	0	0	0	0	0	0	0	0	0	0	0	0	0	0	0	0	0	0	0	0	0	0	0	0	0	0
Other Housing Support -- Households and Expenditures Served by																																																												
How many households received Other types of Permanent Facility-	0	0	0	0	0	0	0	0	0	0	0	0	0	0	0	0	0	0	0	0	0	0	0	0	0	0	0	0	0	0	0	0	0	0	0	0	0	0	0	0	0	0	0	0	0	0	0	0	0	0	0	0	0	0	0	0	0	0	0	0
What were the HOPWA funds expended for Other types of Permanent	0	0	0	0	0	0	0	0	0	0	0	0	0	0	0	0	0	0	0	0	0	0	0	0	0	0	0	0	0	0	0	0	0	0	0	0	0	0	0	0	0	0	0	0	0	0	0	0	0	0	0	0	0	0	0	0	0	0	0	0
For households served with Other Permanent Facility-Based Housing,																																																												
[illegible]																																																												
How many households received more than one type of PFBH **for each**	0	0	0	0	0	0	0	0	0	0	0	0	0	0	0	0	0	0	0	0	0	0	0	0	0	0	0	0	0	0	0	0	0	0	0	0	0	0	0	0	0	0	0	0	0	0	0	0	0	0	0	0	0	0	0	0	0	0	0	0
[illegible]	0	0	0	0	0	0	0	0	0	0	0	0	0	0	0	0	0	0	0	0	0	0	0	0	0	0	0	0	0	0	0	0	0	0	0	0	0	0	0	0	0	0	0	0	0	0	0	0	0	0	0	0	0	0	0	0	0	0	0	0
[illegible]	0	0	0	0	0	0	0	0	0	0	0	0	0	0	0	0	0	0	0	0	0	0	0	0	0	0	0	0	0	0	0	0	0	0	0	0	0	0	0	0	0	0	0	0	0	0	0	0	0	0	0	0	0	0	0	0	0	0	0	0
What is the number of households with income below 30% of Area	0	0	0	0	0	0	0	0	0	0	0	0	0	0	0	0	0	0	0	0	0	0	0	0	0	0	0	0	0	0	0	0	0	0	0	0	0	0	0	0	0	0	0	0	0	0	0	0	0	0	0	0	0	0	0	0	0	0	0	0
What is the number of households with income between 31% and 50%	0	0	0	0	0	0	0	0	0	0	0	0	0	0	0	0	0	0	0	0	0	0	0	0	0	0	0	0	0	0	0	0	0	0	0	0	0	0	0	0	0	0	0	0	0	0	0	0	0	0	0	0	0	0	0	0	0	0	0	0
What is the number of households with income between 51% and 80%	0	0	0	0	0	0	0	0	0	0	0	0	0	0	0	0	0	0	0	0	0	0	0	0	0	0	0	0	0	0	0	0	0	0	0	0	0	0	0	0	0	0	0	0	0	0	0	0	0	0	0	0	0	0	0	0	0	0	0	0
[illegible]																																																												
How many households accessed or maintained access to the following	0	0	0	0	0	0	0	0	0	0	0	0	0	0	0	0	0	0	0	0	0	0	0	0	0	0	0	0	0	0	0	0	0	0	0	0	0	0	0	0	0	0	0	0	0	0	0	0	0	0	0	0	0	0	0	0	0	0	0	0
[illegible]																																																												
[illegible]																																																												
[illegible]																																																												
[illegible]																																																												
Other Welfare Assistance (Supplemental Nutrition	0	0	0	0	0	0	0	0	0	0	0	0	0	0	0	0	0	0	0	0	0	0	0	0	0	0	0	0	0	0	0	0	0	0	0	0	0	0	0	0	0	0	0	0	0	0	0	0	0	0	0	0	0	0	0	0	0	0	0	0
[illegible]																																																												
Veteran's Disability Payment (service or non-service	0	0	0	0	0	0	0	0	0	0	0	0	0	0	0	0	0	0	0	0	0	0	0	0	0	0	0	0	0	0	0	0	0	0	0	0	0	0	0	0	0	0	0	0	0	0	0	0	0	0	0	0	0	0	0	0	0	0	0	0
Regular contributions or gifts from organizations or	0	0	0	0	0	0	0	0	0	0	0	0	0	0	0	0	0	0	0	0	0	0	0	0	0	0	0	0	0	0	0	0	0	0	0	0	0	0	0	0	0	0	0	0	0	0	0	0	0	0	0	0	0	0	0	0	0	0	0	0
[illegible]																																																												
[illegible]																																																												
[illegible]																																																												
[illegible]																																																												
[illegible]																																																												
[illegible]																																																												
How many households accessed or maintained access to the following																																																												
[illegible]																																																												
[illegible]																																																												
[illegible]																																																												
[illegible]																																																												
State Children's Health Insurance Program (SCHIP) or	0	0	0	0	0	0	0	0	0	0	0	0	0	0	0	0	0	0	0	0	0	0	0	0	0	0	0	0	0	0	0	0	0	0	0	0	0	0	0	0	0	0	0	0	0	0	0	0	0	0	0	0	0	0	0	0	0	0	0	0
[illegible]																																																												
[illegible]	0	0	0	0	0	0	0	0	0	0	0	0	0	0	0	0	0	0	0	0	0	0	0	0	0	0	0	0	0	0	0	0	0	0	0	0	0	0	0	0	0	0	0	0	0	0	0	0	0	0	0	0	0	0	0	0	0	0	0	0
How many households have been served by permanent facility-based	0	0	0	0	0	0	0	0	0	0	0	0	0	0	0	0	0	0	0	0	0	0	0	0	0	0	0	0	0	0	0	0	0	0	0	0	0	0	0	0	0	0	0	0	0	0	0	0	0	0	0	0	0	0	0	0	0	0	0	0
How many households have been served by permanent facility-based	0	0	0	0	0	0	0	0	0	0	0	0	0	0	0	0	0	0	0	0	0	0	0	0	0	0	0	0	0	0	0	0	0	0	0	0	0	0	0	0	0	0	0	0	0	0	0	0	0	0	0	0	0	0	0	0	0	0	0	0
How many households have been served by permanent facility-based	0	0	0	0	0	0	0	0	0	0	0	0	0	0	0	0	0	0	0	0	0	0	0	0	0	0	0	0	0	0	0	0	0	0	0	0	0	0	0	0	0	0	0	0	0	0	0	0	0	0	0	0	0	0	0	0	0	0	0	0
How many households have been served by permanent facility-based	0	0	0	0	0	0	0	0	0	0	0	0	0	0	0	0	0	0	0	0	0	0	0	0	0	0	0	0	0	0	0	0	0	0	0	0	0	0	0	0	0	0	0	0	0	0	0	0	0	0	0	0	0	0	0	0	0	0	0	0
How many households have been served by permanent facility-based	0	0	0	0	0	0	0	0	0	0	0	0	0	0	0	0	0	0	0	0	0	0	0	0	0	0	0	0	0	0	0	0	0	0	0	0	0	0	0	0	0	0	0	0	0	0	0	0	0	0	0	0	0	0	0	0	0	0	0	0
[illegible]																																																												
How many HOPWA-eligible individuals served with PFBH this year have	0	0	0	0	0	0	0	0	0	0	0	0	0	0	0	0	0	0	0	0	0	0	0	0	0	0	0	0	0	0	0	0	0	0	0	0	0	0	0	0	0	0	0	0	0	0	0	0	0	0	0	0	0	0	0	0	0	0	0	0
How many HOPWA-eligible persons served with PFBH have shown an	0	0	0	0	0	0	0	0	0	0	0	0	0	0	0	0	0	0	0	0	0	0	0	0	0	0	0	0	0	0	0	0	0	0	0	0	0	0	0	0	0	0	0	0	0	0	0	0	0	0	0	0	0	0	0	0	0	0	0	0
[illegible]	0	0	0	0	0	0	0	0	0	0	0	0	0	0	0	0	0	0	0	0	0	0	0	0	0	0	0	0	0	0	0	0	0	0	0	0	0	0	0	0	0	0	0	0	0	0	0	0	0	0	0	0	0	0	0	0	0	0	0	0
How many households continued receiving this type of HOPWA	0	0	0	0	0	0	0	0	0	0	0	0	0	0	0	0	0	0	0	0	0	0	0	0	0	0	0	0	0	0	0	0	0	0	0	0	0	0	0	0	0	0	0	0	0	0	0	0	0	0	0	0	0	0	0	0	0	0	0	0
[illegible]																																																												
[illegible]																																																												
[illegible]																																																												
[illegible]																																																												
How many households exited to transitional housing (time limited - up	0	0	0	0	0	0	0	0	0	0	0	0	0	0	0	0	0	0	0	0	0	0	0	0	0	0	0	0	0	0	0	0	0	0	0	0	0	0	0	0	0	0	0	0	0	0	0	0	0	0	0	0	0	0	0	0	0	0	0	0
How many households exited to institutional arrangement expected to	0	0	0	0	0	0	0	0	0	0	0	0	0	0	0	0	0	0	0	0	0	0	0	0	0	0	0	0	0	0	0	0	0	0	0	0	0	0	0	0	0	0	0	0	0	0	0	0	0	0	0	0	0	0	0	0	0	0	0	0
How many households exited to institutional arrangement expected to	0	0	0	0	0	0	0	0	0	0	0	0	0	0	0	0	0	0	0	0	0	0	0	0	0	0	0	0	0	0	0	0	0	0	0	0	0	0	0	0	0	0	0	0	0	0	0	0	0	0	0	0	0	0	0	0	0	0	0	0
How many households exited to a jail/prison term expected to last less	0	0	0	0	0	0	0	0	0	0	0	0	0	0	0	0	0	0	0	0	0	0	0	0	0	0	0	0	0	0	0	0	0	0	0	0	0	0	0	0	0	0	0	0	0	0	0	0	0	0	0	0	0	0	0	0	0	0	0	0
How many households exited to a jail/prison term expected to last	0	0	0	0	0	0	0	0	0	0	0	0	0	0	0	0	0	0	0	0	0	0	0	0	0	0	0	0	0	0	0	0	0	0	0	0	0	0	0	0	0	0	0	0	0	0	0	0	0	0	0	0	0	0	0	0	0	0	0	0
How many households exited to a situation that isn't transitional, but is not expected to last more than 90 days and their housing situation	0	0	0	0	0	0	0	0	0	0	0	0	0	0	0	0	0	0	0	0	0	0	0	0	0	0	0	0	0	0	0	0	0	0	0	0	0	0	0	0	0	0	0	0	0	0	0	0	0	0	0	0	0	0	0	0	0	0	0	0
How many households exited to a place not meant for human	0	0	0	0	0	0	0	0	0	0	0	0	0	0	0	0	0	0	0	0	0	0	0	0	0	0	0	0	0	0	0	0	0	0	0	0	0	0	0	0	0	0	0	0	0	0	0	0	0	0	0	0	0	0	0	0	0	0	0	0
[illegible]																																																												
[illegible]																																																												

Complete this section for Facilities, Households served with HOPWA Short-Term or Transitional Facility-Based Housing assistance by your organization in the reporting year.
Examples include Short-Term and Transitional Housing Types, Facility Based Housing with a tenure of fewer than 24 months, short-term

There are sixty columns for facilities. If more columns are needed, please contact the HOPWA Validation Team.

[illegible]																																													
[illegible]																																													
[illegible]																																													
Was the housing facility placed into service during this program year? **Yes**																																													
For housing facilities placed into service *during this program year*, how many units were placed into service? **[Do not complete if facility placed**	0	0	0	0	0	0	0	0	0	0	0	0	0	0	0	0	0	0	0	0	0	0	0	0	0	0	0	0	0	0	0	0	0	0	0	0	0	0	0	0	0	0	0	0	0
[illegible]																																													
How many households received Transitional/Short-Term Facility-Based	0	0	0	0	0	0	0	0	0	0	0	0	0	0	0	0	0	0	0	0	0	0	0	0	0	0	0	0	0	0	0	0	0	0	0	0	0	0	0	0	0	0	0	0	0
What were the HOPWA funds expended for Transitional/Short-Term	0	0	0	0	0	0	0	0	0	0	0	0	0	0	0	0	0	0	0	0	0	0	0	0	0	0	0	0	0	0	0	0	0	0	0	0	0	0	0	0	0	0	0	0	0
[illegible]																																													
How many households received Transitional/Short-Term Facility-Based	0	0	0	0	0	0	0	0	0	0	0	0	0	0	0	0	0	0	0	0	0	0	0	0	0	0	0	0	0	0	0	0	0	0	0	0	0	0	0	0	0	0	0	0	0
What were the HOPWA funds expended for Transitional/Short-Term	0	0	0	0	0	0	0	0	0	0	0	0	0	0	0	0	0	0	0	0	0	0	0	0	0	0	0	0	0	0	0	0	0	0	0	0	0	0	0	0	0	0	0	0	0
[illegible]																																													
[illegible]	0	0	0	0	0	0	0	0	0	0	0	0	0	0	0	0	0	0	0	0	0	0	0	0	0	0	0	0	0	0	0	0	0	0	0	0	0	0	0	0	0	0	0	0	0
What were the HOPWA funds expended for Hotel-Motel Costs for each	0	0	0	0	0	0	0	0	0	0	0	0	0	0	0	0	0	0	0	0	0	0	0	0	0	0	0	0	0	0	0	0	0	0	0	0	0	0	0	0	0	0	0	0	0
Other Housing Support -- Households and Expenditures Served by this																																													
How many households received Other types of Transitional/Short-Term	0	0	0	0	0	0	0	0	0	0	0	0	0	0	0	0	0	0	0	0	0	0	0	0	0	0	0	0	0	0	0	0	0	0	0	0	0	0	0	0	0	0	0	0	0
What were the HOPWA funds expended for Other types of	0	0	0	0	0	0	0	0	0	0	0	0	0	0	0	0	0	0	0	0	0	0	0	0	0	0	0	0	0	0	0	0	0	0	0	0	0	0	0	0	0	0	0	0	0
For households served with Other Transitional/Short-Term Facility-Based Housing, what type of service were they provided? (150 characters)																																													
[illegible]																																													
How many households received more than one type of ST-TFBH **for each**	0	0	0	0	0	0	0	0	0	0	0	0	0	0	0	0	0	0	0	0	0	0	0	0	0	0	0	0	0	0	0	0	0	0	0	0	0	0	0	0	0	0	0	0	0
[illegible]	0	0	0	0	0	0	0	0	0	0	0	0	0	0	0	0	0	0	0	0	0	0	0	0	0	0	0	0	0	0	0	0	0	0	0	0	0	0	0	0	0	0	0	0	0
[illegible]	0	0	0	0	0	0	0	0	0	0	0	0	0	0	0	0	0	0	0	0	0	0	0	0	0	0	0	0	0	0	0	0	0	0	0	0	0	0	0	0	0	0	0	0	0
What is the number of households with income below 30% of Area	0	0	0	0	0	0	0	0	0	0	0	0	0	0	0	0	0	0	0	0	0	0	0	0	0	0	0	0	0	0	0	0	0	0	0	0	0	0	0	0	0	0	0	0	0
What is the number of households with income between 31% and 50%	0	0	0	0	0	0	0	0	0	0	0	0	0	0	0	0	0	0	0	0	0	0	0	0	0	0	0	0	0	0	0	0	0	0	0	0	0	0	0	0	0	0	0	0	0
What is the number of households with income between 51% and 80%	0	0	0	0	0	0	0	0	0	0	0	0	0	0	0	0	0	0	0	0	0	0	0	0	0	0	0	0	0	0	0	0	0	0	0	0	0	0	0	0	0	0	0	0	0
[illegible]																																													
How many households accessed or maintained access to the following	0	0	0	0	0	0	0	0	0	0	0	0	0	0	0	0	0	0	0	0	0	0	0	0	0	0	0	0	0	0	0	0	0	0	0	0	0	0	0	0	0	0	0	0	0
[illegible]	0	0	0	0	0	0	0	0	0	0	0	0	0	0	0	0	0	0	0	0	0	0	0	0	0	0	0	0	0	0	0	0	0	0	0	0	0	0	0	0	0	0	0	0	0
[illegible]	0	0	0	0	0	0	0	0	0	0	0	0	0	0	0	0	0	0	0	0	0	0	0	0	0	0	0	0	0	0	0	0	0	0	0	0	0	0	0	0	0	0	0	0	0
[illegible]	0	0	0	0	0	0	0	0	0	0	0	0	0	0	0	0	0	0	0	0	0	0	0	0	0	0	0	0	0	0	0	0	0	0	0	0	0	0	0	0	0	0	0	0	0
[illegible]	0	0	0	0	0	0	0	0	0	0	0	0	0	0	0	0	0	0	0	0	0	0	0	0	0	0	0	0	0	0	0	0	0	0	0	0	0	0	0	0	0	0	0	0	0
Other Welfare Assistance (Supplemental Nutrition	0	0	0	0	0	0	0	0	0	0	0	0	0	0	0	0	0	0	0	0	0	0	0	0	0	0	0	0	0	0	0	0	0	0	0	0	0	0	0	0	0	0	0	0	0
[illegible]	0	0	0	0	0	0	0	0	0	0	0	0	0	0	0	0	0	0	0	0	0	0	0	0	0	0	0	0	0	0	0	0	0	0	0	0	0	0	0	0	0	0	0	0	0
[illegible]	0	0	0	0	0	0	0	0	0	0	0	0	0	0	0	0	0	0	0	0	0	0	0	0	0	0	0	0	0	0	0	0	0	0	0	0	0	0	0	0	0	0	0	0	0
Regular contributions or gifts from organizations or	0	0	0	0	0	0	0	0	0	0	0	0	0	0	0	0	0	0	0	0	0	0	0	0	0	0	0	0	0	0	0	0	0	0	0	0	0	0	0	0	0	0	0	0	0
[illegible]	0	0	0	0	0	0	0	0	0	0	0	0	0	0	0	0	0	0	0	0	0	0	0	0	0	0	0	0	0	0	0	0	0	0	0	0	0	0	0	0	0	0	0	0	0
[illegible]	0	0	0	0	0	0	0	0	0	0	0	0	0	0	0	0	0	0	0	0	0	0	0	0	0	0	0	0	0	0	0	0	0	0	0	0	0	0	0	0	0	0	0	0	0
[illegible]	0	0	0	0	0	0	0	0	0	0	0	0	0	0	0	0	0	0	0	0	0	0	0	0	0	0	0	0	0	0	0	0	0	0	0	0	0	0	0	0	0	0	0	0	0
[illegible]	0	0	0	0	0	0	0	0	0	0	0	0	0	0	0	0	0	0	0	0	0	0	0	0	0	0	0	0	0	0	0	0	0	0	0	0	0	0	0	0	0	0	0	0	0
[illegible]	0	0	0	0	0	0	0	0	0	0	0	0	0	0	0	0	0	0	0	0	0	0	0	0	0	0	0	0	0	0	0	0	0	0	0	0	0	0	0	0	0	0	0	0	0
[illegible]																																													
How many households accessed or maintained access to the following																																													
[illegible]	0	0	0	0	0	0	0	0	0	0	0	0	0	0	0	0	0	0	0	0	0	0	0	0	0	0	0	0	0	0	0	0	0	0	0	0	0	0	0	0	0	0	0	0	0
[illegible]	0	0	0	0	0	0	0	0	0	0	0	0	0	0	0	0	0	0	0	0	0	0	0	0	0	0	0	0	0	0	0	0	0	0	0	0	0	0	0	0	0	0	0	0	0
[illegible]	0	0	0	0	0	0	0	0	0	0	0	0	0	0	0	0	0	0	0	0	0	0	0	0	0	0	0	0	0	0	0	0	0	0	0	0	0	0	0	0	0	0	0	0	0
[illegible]	0	0	0	0	0	0	0	0	0	0	0	0	0	0	0	0	0	0	0	0	0	0	0	0	0	0	0	0	0	0	0	0	0	0	0	0	0	0	0	0	0	0	0	0	0
State Children's Health Insurance Program (SCHIP) or	0	0	0	0	0	0	0	0	0	0	0	0	0	0	0	0	0	0	0	0	0	0	0	0	0	0	0	0	0	0	0	0	0	0	0	0	0	0	0	0	0	0	0	0	0
[illegible]	0	0	0	0	0	0	0	0	0	0	0	0	0	0	0	0	0	0	0	0	0	0	0	0	0	0	0	0	0	0	0	0	0	0	0	0	0	0	0	0	0	0	0	0	0
[illegible]	0	0	0	0	0	0	0	0	0	0	0	0	0	0	0	0	0	0	0	0	0	0	0	0	0	0	0	0	0	0	0	0	0	0	0	0	0	0	0	0	0	0	0	0	0
How many households have been served by short-term/transitional	0	0	0	0	0	0	0	0	0	0	0	0	0	0	0	0	0	0	0	0	0	0	0	0	0	0	0	0	0	0	0	0	0	0	0	0	0	0	0	0	0	0	0	0	0
How many households have been served by short-term/transitional	0	0	0	0	0	0	0	0	0	0	0	0	0	0	0	0	0	0	0	0	0	0	0	0	0	0	0	0	0	0	0	0	0	0	0	0	0	0	0	0	0	0	0	0	0
How many households have been served by short-term/transitional	0	0	0	0	0	0	0	0	0	0	0	0	0	0	0	0	0	0	0	0	0	0	0	0	0	0	0	0	0	0	0	0	0	0	0	0	0	0	0	0	0	0	0	0	0
How many households have been served by short-term/transitional	0	0	0	0	0	0	0	0	0	0	0	0	0	0	0	0	0	0	0	0	0	0	0	0	0	0	0	0	0	0	0	0	0	0	0	0	0	0	0	0	0	0	0	0	0
How many households have been served by short-term/transitional	0	0	0	0	0	0	0	0	0	0	0	0	0	0	0	0	0	0	0	0	0	0	0	0	0	0	0	0	0	0	0	0	0	0	0	0	0	0	0	0	0	0	0	0	0
[illegible]	0	0	0	0	0	0	0	0	0	0	0	0	0	0	0	0	0	0	0	0	0	0	0	0	0	0	0	0	0	0	0	0	0	0	0	0	0	0	0	0	0	0	0	0	0
How many households continued receiving this type of HOPWA	0	0	0	0	0	0	0	0	0	0	0	0	0	0	0	0	0	0	0	0	0	0	0	0	0	0	0	0	0	0	0	0	0	0	0	0	0	0	0	0	0	0	0	0	0
[illegible]	0	0	0	0	0	0	0	0	0	0	0	0	0	0	0	0	0	0	0	0	0	0	0	0	0	0	0	0	0	0	0	0	0	0	0	0	0	0	0	0	0	0	0	0	0
[illegible]	0	0	0	0	0	0	0	0	0	0	0	0	0	0	0	0	0	0	0	0	0	0	0	0	0	0	0	0	0	0	0	0	0	0	0	0	0	0	0	0	0	0	0	0	0
[illegible]	0	0	0	0	0	0	0	0	0	0	0	0	0	0	0	0	0	0	0	0	0	0	0	0	0	0	0	0	0	0	0	0	0	0	0	0	0	0	0	0	0	0	0	0	0
[illegible]	0	0	0	0	0	0	0	0	0	0	0	0	0	0	0	0	0	0	0	0	0	0	0	0	0	0	0	0	0	0	0	0	0	0	0	0	0	0	0	0	0	0	0	0	0
How many households exited to transitional housing (time limited - up to	0	0	0	0	0	0	0	0	0	0	0	0	0	0	0	0	0	0	0	0	0	0	0	0	0	0	0	0	0	0	0	0	0	0	0	0	0	0	0	0	0	0	0	0	0
How many households exited to institutional arrangement expected to	0	0	0	0	0	0	0	0	0	0	0	0	0	0	0	0	0	0	0	0	0	0	0	0	0	0	0	0	0	0	0	0	0	0	0	0	0	0	0	0	0	0	0	0	0
How many households exited to institutional arrangement expected to	0	0	0	0	0	0	0	0	0	0	0	0	0	0	0	0	0	0	0	0	0	0	0	0	0	0	0	0	0	0	0	0	0	0	0	0	0	0	0	0	0	0	0	0	0
How many households exited to a jail/prison term expected to last less	0	0	0	0	0	0	0	0	0	0	0	0	0	0	0	0	0	0	0	0	0	0	0	0	0	0	0	0	0	0	0	0	0	0	0	0	0	0	0	0	0	0	0	0	0
How many households exited to a jail/prison term expected to last more	0	0	0	0	0	0	0	0	0	0	0	0	0	0	0	0	0	0	0	0	0	0	0	0	0	0	0	0	0	0	0	0	0	0	0	0	0	0	0	0	0	0	0	0	0
How many households exited to a situation that isn't transitional, but is not expected to last more than 90 days and their housing situation after	0	0	0	0	0	0	0	0	0	0	0	0	0	0	0	0	0	0	0	0	0	0	0	0	0	0	0	0	0	0	0	0	0	0	0	0	0	0	0	0	0	0	0	0	0
[illegible]	0	0	0	0	0	0	0	0	0	0	0	0	0	0	0	0	0	0	0	0	0	0	0	0	0	0	0	0	0	0	0	0	0	0	0	0	0	0	0	0	0	0	0	0	0
[illegible]	0	0	0	0	0	0	0	0	0	0	0	0	0	0	0	0	0	0	0	0	0	0	0	0	0	0	0	0	0	0	0	0	0	0	0	0	0	0	0	0	0	0	0	0	0
[illegible]	0	0	0	0	0	0	0	0	0	0	0	0	0	0	0	0	0	0	0	0	0	0	0	0	0	0	0	0	0	0	0	0	0	0	0	0	0	0	0	0	0	0	0	0	0

Complete this section for all Households served with HOPWA Short-Term Rent, Mortgage, and Utilities Assistance (STRMU) by your organization in the reporting year.

Question	This Report
Households Served by this Activity - STRMU Breakdown	
a. How many households were served with STRMU mortgage assistance **only**?	1
b. How many households were served with STRMU rental assistance **only**?	9
c. How many households were served with STRMU utilities assistance **only**?	5
d. How many households received more than one type of STRMU assistance?	24
STRMU Households Total	**39**
STRMU Expenditures	
What were the HOPWA funds expended for the following budget line items?	
STRMU mortgage assistance	0
STRMU rental assistance	0
STRMU utility assistance	0
Total STRMU Expenditures	**0**
Income Levels for Households Served by this Activity	**39**
What is the number of households with income below 30% of Area Median Income?	26
What is the number of households with income between 31% and 50% of Area Median Income?	10
What is the number of households with income between 51% and 80% of Area Median Income?	3
Sources of Income for Households Served by this Activity	
How many households accessed or maintained access to the following sources of income in the past year?	**39**
Earned Income from Employment	18
Retirement	0
SSI	6
SSDI	2
Other Welfare Assistance (Supplemental Nutrition	0
Private Disability Insurance	0
Veteran's Disability Payment (service or non-service	0
Regular contributions or gifts from organizations or	0
Worker's Compensation	0
General Assistance (GA), or local program	0
Unemployment Insurance	0

Other Sources of Income	0
How many households maintained **no** sources of income?	13
Medical Insurance for Households Served by this Activity	
How many households accessed or maintained access to the following sources of medical insurance in the past year?	
MEDICAID Health Program or local program equivalent	5
MEDICARE Health Insurance or local program equivalent	5
Veterans Affairs Medical Services	0
AIDS Drug Assistance Program	0
State Children's Health Insurance Program (SCHIP) or local program equivalent	0
Ryan White-funded Medical or Dental Assistance	15
Longevity for Households Served by this Activity	**39**
How many households have been served by STRMU for the first time this year?	38
How many households also received STRMU assistance during the previous STRMU eligibility period?	1
How many households received STRMU assistance **more than twice** during the previous five eligibility periods?	0
How many households received STRMU assistance during the last five **consecutive** eligibility periods?	0
Housing Outcomes for Households Served by this Activity	**39**
How many households continued receiving this type of HOPWA assistance into the next year?	0
How many households exited to other HOPWA housing programs?	0
How many households exited to other housing subsidy programs?	0
How many households exited to an emergency shelter?	0
How many households served with STRMU were able to maintain a private housing situation without subsidy?	0
How many households exited to transitional housing (time limited - up to 24 months)?	0
How many households exited to institutional arrangement expected to last less than six months?	0

How many households exited to institutional arrangement expected to last more than six months?	0
How many households exited to a jail/prison term expected to last less than six months?	0
How many households exited to a jail/prison term expected to last more than six months?	0
How many households exited to a situation that isn't transitional, but is not expected to last more than 90 days and their housing situation after those 90 days is uncertain?	0
How many households exited to a place not meant for human habitation?	0
How many households were disconnected from care?	0
How many of the HOPWA eligible individuals died?	0
How many households are likely to need additional Short-Term Rent, Mortgage and Utilities assistance to maintain the current housing arrangements?	39

Complete this section for all Households served with HOPWA Permanent Housing Placement (PHP) assistance by your organization in the reporting year.

Question	This Report
Households Served by this Activity	
How many households were served with PHP assistance?	0
PHP Expenditures for Households Served by this Activity	
What were the HOPWA funds expended for PHP?	0
Sources of Income for Households Served by this Activity	
How many households accessed or maintained access to the following sources of income in the past year?	**0**
Earned Income from Employment	0
Retirement	0
SSI	0
SSDI	0
Other Welfare Assistance (Supplemental Nutrition Assistance Program, WIC, TANF, etc.)	0
Private Disability Insurance	0
Veteran's Disability Payment (service or non-service connected payment)	0
Regular contributions or gifts from organizations or persons not residing in the residence	0
Worker's Compensation	0
General Assistance (GA), or local program	0
Unemployment Insurance	0
Other Sources of Income	0
How many households maintained **no** sources of income?	0
Medical Insurance for Households Served by this Activity	
How many households accessed or maintained access to the following sources of medical insurance in the past year?	
MEDICAID Health Program or local program equivalent	0
MEDICARE Health Insurance or local program equivalent	0
Veterans Affairs Medical Services	0
AIDS Drug Assistance Program	0
State Children's Health Insurance Program (SCHIP) or local program equivalent	0
Ryan White-funded Medical or Dental Assistance	0

Housing Outcomes for Households Served by this Activity	**0**
In the context of PHP, "exited" means the housing situation into which the household was placed using the PHP assistance.	
How many households exited to other HOPWA housing programs?	0
How many households exited to other housing subsidy programs?	0
How many households exited to private housing?	0

Complete for all households served with HOPWA-funded Housing Information Services by your organization in the reporting year.

See definition of "Housing Information Services" on "Performance Report Cover" tab.

Question	This Report
Households Served by this Activity	
How many households were served with housing information services?	0
Housing Information Services Expenditures	
What were the HOPWA funds expended for Housing Information Services?	0

Complete for all households served with HOPWA funded Supportive Services by your organization in the reporting year.

Note that this table also collects HOPWA Supportive Service expenditures.

Questions	This Report	
Households and Expenditures for Supportive Service Types	**Number of Households**	**Expenditures**
What were the expenditures and number of households for each of the following types of supportive services in the program year?		
Adult Day Care and Personal Assistance	0	0
Alcohol-Drug Abuse	0	0
Child Care	0	0
Case Management	39	0
Education	0	0
Employment Assistance and Training	0	0
Health/Medical Services	0	0
Legal Services	0	0
Life Skills Management	0	0
Meals/Nutritional Services	0	0
Mental Health Services	0	0
Outreach	0	0
Transportation	0	0
Any other type of HOPWA funded, HUD approved supportive service?	0	0
What were the other type(s) of supportive services provided? (150 characters)		
Deduplication of Supportive Services		
How many households received more than one of any type of Supportive Services?	0	

Only Competitive Grantees with an "Other Housing Activity" approved in their grant agreement should complete this tab.

"Other" Housing Activities -- Households and Expenditures Served by this Activity	This Report
How many households were served with "Other Housing Activity" assistance?	0
What were the HOPWA funds expended for "Other Housing Activity" assistance?	0
What is the "Other" HOPWA budget line item approved in the grant agreement? (150 characters)	

Activity Review	TBRA	P-FBH	ST-TFBH	STRMU	PHP	Housing Info	SUPP SVC	Other Competitive Activity
Total Households Served in ALL Activities from this report *for each Activity* .	0	0	0	39	0	0	39	0

Housing Subsidy Assistance Household Count Deduplication

Total Housing Subsidy Assistance (from the TBRA, P-FBH, ST-TFBH, STRMU, PHP, Other Competitive Activity counts above)	**39**
How many households received more than one type of HOPWA Housing Subsidy Assistance for TBRA, P-FBH, ST-TFBH, STRMU, PHP, Other Competitive Activity?	0
Total Unduplicated Housing Subsidy Assistance Household Count	**39**

Access to Care (ATC)

Complete HOPWA Outcomes for Access to Care and Support for all households served with HOPWA housing assistance and "other competitive activities" in the reporting year.

Questions	This Report
How many households had contact with a case manager?	39
How many households developed a housing plan for maintaining or establishing stable housing?	39
How many households accessed and maintained medical insurance and/or assistance?	39
How many households had contact with a primary health care provider?	39
How many households accessed or maintained qualification for sources of income?	25
How many households obtained/maintained an income-producing job during the program year (with or without any HOPWA-related assistance)?	18

Subsidy Assistance with Supportive Service, Funded Case Management

Questions	This Report
How many households received any type of HOPWA Housing Subsidy Assistance **and** HOPWA Funded Case Management?	39
How many households received any type of HOPWA Housing Subsidy Assistance **and** HOPWA Supportive Services?	0

Complete Set of HCPWA-Facility-based Capital Development Projects that received Capital Development Funds, in the reporting year. This includes projects that received HCPWA Capital Development funds and opened or in residents in this reporting year.

Please do not include facilities that do not meet the criteria.

Capital Development **means the use of HCPWA funds to construct, acquire, or rehabilitate a housing facility.**

Please consult by-laws for specifics of terms/conditions and exceptions, please contact the DHFPWA Intake Team.

Facility Name					Facility 1	Facility 2	Facility 3	Facility 4	Facility 5	Facility 6	Facility 7	Facility 8	Facility 9	Facility 10	Facility 11	Facility 12	Facility 13	Facility 14	Facility 15	Facility 16	Facility 17	Facility 18	Facility 19	Facility 20	Facility 21	Facility 22	Facility 23	Facility 24	Facility 25	Facility 26	Facility 27	Facility 28	Facility 29	Facility 30	Facility 31	Facility 32	Facility 33	Facility 34	Facility 35	Facility 36	Facility 37	Facility 38	Facility 39	Facility 40	Facility 41	Facility 42	Facility 43	Facility 44	Facility 45	Facility 46	Facility 47	Facility 48	Facility 49	Facility 50
Facility Name																																																				
Where the **name** of the facility using HCPWA Capital Development funds is different than the facility name, please provide it here.																																																				
Are facilities being rehabilitated, acquired, or constructed?	1				1	1	1	1	1	1	1	1	1	1	1	1	1	1	1	1	1	1	1	1	1	1	1	1	1	1	1	1	1	1	1	1	1	1	1	1	1	1	1	1	1	1	1	1	1	1	1	1
Will project involve multi-family rental (5 units or more)?																																																				
Are **facilities being rehabilitated only**, which meet HCPWA Capital Development criteria?	1				1	1	1	1	1	1	1	1	1	1	1	1	1	1	1	1	1	1	1	1	1	1	1	1	1	1	1	1	1	1	1	1	1	1	1	1	1	1	1	1	1	1	1	1	1	1	1	1
Will the project involve new construction?																																																				
Are **facilities being acquired**, which meet HCPWA Capital Development criteria?	1				1	1	1	1	1	1	1	1	1	1	1	1	1	1	1	1	1	1	1	1	1	1	1	1	1	1	1	1	1	1	1	1	1	1	1	1	1	1	1	1	1	1	1	1	1	1	1	1
Is the facility a group home?																																																				
Is the facility a nursing home?																																																				
Is the facility a hospital?																																																				
Is the facility a residential facility, where residents live in their own rooms?																																																				
Is the facility a residential facility, where residents live in shared rooms?																																																				
Is the project an independent living (apartments) facility?	1	1	1	1	1	1	1	1	1	1	1	1	1	1	1	1	1	1	1	1	1	1	1	1	1	1	1	1	1	1	1	1	1	1	1	1	1	1	1	1	1	1	1	1	1	1	1	1	1	1	1	1
Is the project an independent living (apartments) facility, where residents live in their own rooms?	1	1	1	1	1	1	1	1	1	1	1	1	1	1	1	1	1	1	1	1	1	1	1	1	1	1	1	1	1	1	1	1	1	1	1	1	1	1	1	1	1	1	1	1	1	1	1	1	1	1	1	1
Is the project an independent living (apartments) facility, where residents live in shared rooms?	1	1	1	1	1	1	1	1	1	1	1	1	1	1	1	1	1	1	1	1	1	1	1	1	1	1	1	1	1	1	1	1	1	1	1	1	1	1	1	1	1	1	1	1	1	1	1	1	1	1	1	1
Is the facility a nursing home, hospital, residential facility, or independent living (apartments) facility?																																																				
Housing for Homeless Persons with Disabilities																																																				
Is the project a group home, hospital, residential facility, or independent living (apartments) facility, where residents live in their own rooms?																																																				
Is the project a group home, hospital, residential facility, or independent living (apartments) facility, where residents live in shared rooms?																																																				
Is the project a nursing home?																																																				
Is the project a nursing home, where residents live in their own rooms?	1				1	1	1	1	1	1	1	1	1	1	1	1	1	1	1	1	1	1	1	1	1	1	1	1	1	1	1	1	1	1	1	1	1	1	1	1	1	1	1	1	1	1	1	1	1	1	1	1
Is the project a nursing home, where residents live in shared rooms?	1				1	1	1	1	1	1	1	1	1	1	1	1	1	1	1	1	1	1	1	1	1	1	1	1	1	1	1	1	1	1	1	1	1	1	1	1	1	1	1	1	1	1	1	1	1	1	1	1
Housing for Homeless Persons with Disabilities																																																				
Is the project a group home, hospital, residential facility, or independent living (apartments) facility?																																																				
Is the project a group home, hospital, residential facility, or independent living (apartments) facility, where residents live in their own rooms?																																																				
Is the project a group home, hospital, residential facility, or independent living (apartments) facility, where residents live in shared rooms?																																																				
Is the project a nursing home?																																																				
Is the project a nursing home, where residents live in their own rooms?	1				1	1	1	1	1	1	1	1	1	1	1	1	1	1	1	1	1	1	1	1	1	1	1	1	1	1	1	1	1	1	1	1	1	1	1	1	1	1	1	1	1	1	1	1	1	1	1	1
Is the project a nursing home, where residents live in shared rooms?	1				1	1	1	1	1	1	1	1	1	1	1	1	1	1	1	1	1	1	1	1	1	1	1	1	1	1	1	1	1	1	1	1	1	1	1	1	1	1	1	1	1	1	1	1	1	1	1	1
Total HCPWAs	Total Housing Units for the Housing Revenue	Total Housing Development Costs for the Project	Total Costs Gap Funds Requested	Total Costs Gap Funds Awarded																																																
Total HCPWA Capital Dev. Funds Awarded	15	0	0	0																																																
Total HCPWA Capital Dev. Funds Requested	15	0	0	0																																																

[illegible]	[illegible]	[illegible]
0	0	0
0	0	0
0	0	0
0	0	0
0	0	0
-	-	-
0	0	0
0	0	0
0	0	0

Complete for all households who requested Violence Against Women Act (VAWA) protections per 24 CFR 5.2005 with your organization in the reporting year.

Question	This Report
How many **internal** emergency transfers were requested?	0
How many **internal** emergency transfers were granted?	0
How many **external** emergency transfers were requested?	0
How many **external** emergency transfers were granted?	0
How many emergency transfers were denied?	0

Grant ID	Grantee	Sponsor ID	Sponsor	File ID
FTX98422	FORT WORTH	S6921526	S6921526_City of Fort Worth Neighborhood Services Department	23215_193018

Please complete for organizations designated to serve as project sponsor, i.e., organizations involved in the direct delivery of services for client households, as defined by 24 CFR 574.3.

Project Sponsor Questions	Responses
What is the organization's name?	City of Fort Worth NSD
What is the organization's Unique Entity Identifier (UEI)?	
What is the organization's Employer ID Number (EIN) or Tax ID Number (TIN)?	75-6000528
What is the HOPWA contract amount for this organization?	$716,981.00
What is the organization's business street address?	200 Texas St.
In what city is the organization's business address?	Fort Worth
In what county is the organization's business address?	Tarrant
In what state is the organization's business address?	Texas
What is the organization's business address zip code?	76102
What is the organization's parent company, if applicable?	
What department administers the organization's grant?	Neighborhood Services Department
What is the organization's phone number (including extension)?	817-392-7540
What is the organization's fax number?	817-392-7328
What is the organization's website?	fortworthtexas.gov
What is the organization's Facebook page?	
What is the organization's Twitter handle?	
Is this a faith-based organization? **Yes or No.**	No
Is this a nonprofit organization? **Yes or No.**	No
Is this a grassroots organization? **Yes or No.**	
What are the cities of the organization's primary service area?	Fort Worth, Euless, North Richland Hills, Bedford, Hurst, Grapevine, Arlington, Grand Prairie, Cleburne, Weatherford, Burleson, Haltom City, Willow Park, Lake Worth, Watauga, Forest Hill, Mansfield, Decatur, North Richland Hills, Richland Hills, Keller, Saginaw, Azle
What are the counties of the organization's primary service area?	Tarrant, Parker, Johnson, and Wise
In what congressional district is the organization located?	

In what congressional district is the primary service area?	
Is there a waiting list for HOPWA housing subsidy assistance services in the organization's service area? **Yes or No.**	Yes
Project Sponsor Non-Direct Service Expenditures	
What were the total HOPWA funds expended for Administration costs?	4536.82
How much was expended on Technical Assistance?	0
How much was expended on Resource Identification?	0

Contact Information for your Organization

Only organizations designated as project sponsors (see definition of "Project Sponsor Organization" in Performance Report Cover tab) should complete this tab.

Question	Responses
Contact Information for Primary Program Contact	
What is the Primary Program contact name?	Victor Turner
What is the Primary Program contact title?	Neighborhood Services Director
In what department does the Primary Program contact work?	Neighborhood Services
What is the Primary Program contact email?	Victor.Turner@fortworthtexas.g
What is the Primary Program contact phone number (including extension)?	8173928187
What is the Primary Program contact fax number?	8173927328
Contact Information for Secondary Program Contact	
What is the Secondary Program contact name?	Sharon Burkley
What is the Secondary Program contact title?	Community Development
In what department does the Secondary Program contact work?	Neighborhood Services
What is the Secondary Program contact email?	Sharon.Burkley@fortworthtexas.gov
What is the Secondary Program contact phone number (including extension)?	8173925785
What is the Secondary Program contact fax number?	8173927328
Contact Information for Individuals Seeking Services	
What is the Services contact name?	Tamara Jones
What is the Services contact title?	Neighborhood Program
In what department does the Services contact work?	Neighborhood Services
What is the Services contact email?	Tamara.Jones@fortworthtexas.g
What is the Services contact phone number (including extension)?	8173925958
What is the Services contact fax number?	8173927328

Housing Opportunities for Persons With AIDS (HOPWA) Program

Revised: 11/14/2022

Consolidated APR/CAPER– HOPWA Provider

OMB Number 2506-0133 (Expiration Date: 12/31/2024)

Overview

The public reporting burden for this collection of information is estimated to average 40.0 hours, including the time for reviewing instructions, searching existing data sources, gathering and maintaining the data needed, and completing and reviewing the collection of information.

Performance Reports for HOPWA formula grantees and competitive grantees provide HUD with annual information to support program evaluation and measure program beneficiary outcomes related to maintaining housing stability; preventing homelessness; and improving access to care and support. This collection of information consolidates the information in the APR and CAPER reports and clarifies reporting requirements, which will allow HUD's Office of HIV/AIDS Housing to better respond to data calls from Congress and make better program decisions based on more relevant grantee annual data. Reporting is required for all HOPWA grantees pursuant to 42 U.S.C. § 12911; 24 CFR §§ 574.520(a) and (b); 24 CFR § 91.520(f). The information collected regarding grantees, their respective project sponsors, and the identities of HOPWA program participants will remain confidential pursuant to 42 U.S.C. § 12905(e) and 24 § CFR 574.440.

Send comments regarding this burden estimate or any other aspect of this collection of information, including suggestions to reduce this burden, to Colette Pollard, Reports Management Officer, Department of Housing and Urban Development, 451 7th Street SW, Room 4176, Washington, DC 20410-5000. When providing comments, please refer to OMB Control No. 2506-0133. HUD may not conduct and sponsor, and a person is not required to respond to, a collection of information unless the collection displays a valid OMB Control Number.

HOPWA formula grantees are required to submit a Performance Report demonstrating coordination with other Consolidated Plan resources. HUD uses the Performance Report data to obtain essential information on grant activities, project sponsors, housing sites, units and households, and beneficiaries (which includes racial and ethnic data on program participants). The Consolidated Plan Management Process tool (CPMP) provides an optional tool to integrate the reporting of HOPWA specific activities with other planning and reporting on Consolidated Plan activities.

In addition, grantees must comply with the Federal Funding Accountability and Transparency Act 2006 (Public Law 109-282), which requires grant recipients to provide general information for all entities (including contractors and sub-contractors) receiving $25,000+ in federal funding.

HOPWA competitive grantees are required to submit a Performance Report for each operating year in which HOPWA grant funds were expended. Information on each competitive grant is to be reported in a separate Performance Report. Grantees approved for "Other Activities," as detailed in their grant agreement, are requested to report on their unique program accomplishments.

In addition, grantees must comply with the Federal Funding Accountability and Transparency Act 2006 (Public Law 109-282), which requires grant recipients to provide general information for all entities (including contractors and sub-contractors) receiving $25,000+ in federal funding.

Continued-use Periods. Grantees that used HOPWA funding for new construction, acquisition, or substantial rehabilitation of a building or structure are required to operate the building or structure for HOPWA-eligible beneficiaries for a ten (10) years period. If no further HOPWA funds are used to support the facility, in place of completing the "CAP DEV" tab in the Performance Report Worksheet, the grantee must complete an Annual Report of Continued Project Operation throughout the required use periods. This report is found on the "STEWARD" tab of this workbook. The required use period is three (3) years if the rehabilitation is non-substantial.

Record Keeping. Names and other individual information must be kept confidential, as required by 24 CFR 574.440. However, HUD reserves the right to review the information used to complete this report for grants management oversight purposes, except for recording any names and other identifying information. In the case that HUD must review client-level data, no client names or identifying information will be retained or recorded. Information is reported in aggregate to HUD without personal identification. Do not submit client or personal information in data systems to HUD.

HMIS. In connection with the development of the Department's standards for Homeless Management Information Systems (HMIS), universal data elements are being collected for clients of HOPWA-funded homeless assistance projects. These project sponsor records would include: Name, Social Security Number, Date of Birth, Ethnicity and Race, Gender, Veteran Status, Disabling Conditions, Residence Prior to Program Entry, Zip Code of Last Permanent Address, Housing Status, Program Entry Date, Program Exit Date, Personal Identification Number, and Household Identification Number. These are intended to match the elements under HMIS. The HOPWA program-level data elements include: Income and Sources, Non-Cash Benefits, HIV/AIDS Status, Services Provided, Housing Status or Destination at the end of the operating year, Physical Disability, Developmental Disability, Chronic Health Condition, Mental Health, Substance Abuse, Domestic Violence, Medical Assistance, and T-cell Count. Other HOPWA projects sponsors may also benefit from collecting these data elements. HMIS local data systems must maintain client confidentiality by using a closed system in which medical information and HIV status are only shared with providers that have a direct involvement in the client's case management, treatment and care, in line with the signed release of information from the client.

Formula Operating Year. HOPWA formula grants are annually awarded for a three-year period of performance with three operating years. The information contained in this Performance Report must represent a one-year period of HOPWA program operation that coincides with the grantee's program year; this is the operating year. More than one HOPWA formula grant awarded to the same grantee may be used during an operating year and the Performance Report must capture all formula grant funding used during the operating year. Project sponsor accomplishment information must also coincide with the operating year this Performance Report covers. Any change to the period of performance requires the approval of HUD by amendment, such as an extension for an additional operating year.

Competitive Operating Year. HOPWA competitive grants are awarded for a three-year period of performance with Performance Reports submitted for each of the three operating years. The information contained in this Performance Report should reflect the grantee's operating year with the beginning date determined at the time the grant agreement is signed. Project sponsor accomplishment information must coincide with the operating year this Performance Report covers. Any change to the period of performance requires the approval of HUD by amendment, such as an extension for one additional operating year. A PSH renewal/replacement grant start date would be coordinated with the close out of the existing grant.

Grantees with an approved extension period of less than 6-months must submit the Performance Report for the third year of the grant term at the end of the approved extension period and incorporate data from the additional months. Grantees with an approved extension period of 6-months or more must turn in a Performance Report at the end of the operating year and submit a separate extension Performance Report at the end of the extension period.

Filing Requirements. Within 90 days of the completion of each operating year, grantees must submit their completed Performance Report to the CPD Director in the grantee's State or Local HUD Field Office, and to the HOPWA Program Office: at HOPWAReports@hud.gov. Electronic submission to HOPWA Program office is preferred. If electronic submission is not possible, please send an email to the HOPWA@hud.gov email inbox.

Definitions

Achieved Viral Suppression: When the load or volume of HIV virus present in a person's blood is measured at less than 200 copies per milliliter of blood.

Adjustment for Duplication: Enables the calculation of unduplicated output totals by accounting for the total number of households or units that received more than one type of HOPWA assistance in a given service category such as HOPWA Subsidy Assistance or Supportive Services.

Administrative Costs: Costs for general management, oversight, coordination, evaluation, and reporting. By statute, grantee administrative costs are limited to 3% of the total grant award, to be expended over the life of the grant. Project sponsor administrative costs are limited to 7% of the portion of the grant amount they receive.

Anti-Retroviral Therapy: The combination of drugs used to treat HIV.

Area Median Income: The Department of Housing and Urban Development (HUD) sets income limits that determine eligibility for assisted housing programs including the HOPWA program. HUD develops income limits based on Median Family Income estimates and Fair Market Rent area definitions for each metropolitan area, parts of some metropolitan areas, and each non-metropolitan county. AMI values vary by location and are published at: https://www.huduser.gov/portal/datasets/il.html

Beneficiary(ies): All members of a household (with or without HIV) who benefitted from HOPWA assistance during the operating year, NOT including the HOPWA eligible individual (see definition).

Chronically Homeless Person: An individual or family who is homeless and lives or resides as an individual or family who a) lives or resides in a place not meant for human habitation, a safe haven, or in an emergency shelter; b) has been homeless and living or residing in a place not meant for human habitation, a safe haven, or in an emergency shelter continuously for at least one year or on at least four separate occasions in the last three years; and c) has an adult head of household (or a minor head of household if no adult is present in the household) with a diagnosable substance use disorder, serious mental illness, developmental disability (as defined in section 102 of the Developmental Disabilities Assistance and Bill of Rights Act of 2000 (42 U.S.C. 15002), post-traumatic stress disorder, cognitive impairments resulting from a brain injury, or chronic physical illness or disability, including the co-occurrence of two or more of those conditions. Additionally, the statutory definition includes as chronically homeless a person who currently lives or resides in an institutional care facility, including a jail, substance abuse or mental health treatment facility, hospital or other similar facility, and has resided there for fewer than 90 days if such person met the other criteria for homeless prior to entering that facility. (See 42 U.S.C. 11360(2)) This does not include doubled-up or overcrowding situations.

Disabling Condition: Evidencing a diagnosable substance use disorder, serious mental illness, developmental disability, chronic physical illness, or disability, including the co-occurrence of two or more of these conditions. In addition, a disabling condition may limit an individual's ability to work or perform one or more activities of daily living. An HIV/AIDS diagnosis is considered a disabling condition.

Facility-Based Housing Assistance: All eligible HOPWA Housing expenditures for or associated with supporting facilities including community residences, SRO dwellings, short-term facilities, project-based rental units, master leased units, and other housing facilities approved by HUD.

Faith-Based Organization: Religious organizations of three types: (1) congregations; (2) national networks, which include national denominations, their social service arms (for example, Catholic Charities, Lutheran Social Services), and networks of related organizations (such as YMCA and YWCA); and (3) freestanding religious organizations, which are incorporated separately from congregations and national networks.

Grassroots Organization: An organization headquartered in the local community where it provides services; has a social services budget of $300,000 or less annually, and six or fewer full-time equivalent employees. Local affiliates of national organizations are not considered "grassroots."

HOPWA Eligible Individual: The one (1) low-income person with HIV/AIDS who qualifies a household for HOPWA assistance. This person may be considered "Head of Household." When the Performance Report asks for information on eligible individuals, report on this individual person only. Where there is more than one person with HIV/AIDS in the household, the additional PWH/A(s), would be considered a beneficiary(s).

HOPWA Housing Information Services: Services dedicated to helping persons living with HIV/AIDS and their families to identify, locate, and acquire housing. This may also include fair housing counseling for eligible persons who may encounter discrimination based on race, color, religion, sex, age, national origin, familial status, or handicap/disability.

HOPWA Housing Subsidy Assistance Total: The unduplicated number of households receiving housing subsidies (TBRA, STRMU, Permanent Housing Placement services and Master Leasing) and/or residing in units of facilities dedicated to persons living with HIV/AIDS and their families and supported with HOPWA funds during the operating year.

Household: A single individual or a family composed of two or more persons for which household incomes are used to determine eligibility and for calculation of the resident rent payment. The term is used for collecting data on changes in income, changes in access to services, receipt of housing information services, and outcomes on achieving housing stability. Live-In Aides (see definition for Live-In Aide) and non-beneficiaries (e.g., a shared housing arrangement with a roommate) who resided in the unit are not reported in the Performance Report.

Housing Stability: The degree to which the HOPWA project assisted beneficiaries to remain in stable housing during the operating year.

Improved HIV Viral Load: A reduction in the load or volume of HIV present in the HOPWA eligible individual's blood at the end of the reporting period compared to the beginning of the reporting period. Most PLWHA who are engaged in medical care have routine laboratory tests. The HOPWA eligible individual's latest laboratory report can be used to determine viral load.

In-kind Leveraged Resources: These are additional types of support provided to assist HOPWA beneficiaries such as volunteer services, materials, use of equipment and building space. The actual value of the support can be the contribution of professional services, based on customary rates for this specialized support, or actual costs contributed from other leveraged resources. In determining a rate for the contribution of volunteer time and services, use the criteria described in 2 CFR 200. The value of any donated material, equipment, building, or lease should be based on the fair market value at time of donation. Related documentation can be from recent bills of sales, advertised prices, appraisals, or other information for comparable property similarly situated.

Leveraged Funds: The amount of funds expended during the operating year from non-HOPWA federal, state, local, and private sources by grantees or sponsors in dedicating assistance to this client population. Leveraged funds or other assistance are used directly in or in support of HOPWA program delivery.

Live-In Aide: A person who resides with the HOPWA Eligible Individual and who meets the following criteria: (1) is essential to the care and well-being of the person; (2) is not obligated for the support of the person; and (3) would not be living in the unit except to provide the necessary supportive services. See Code of Federal Regulations Title 24 Part 5.403 and the HOPWA Grantee Oversight Resource Guide for additional reference.
Master Leasing: Applies to a nonprofit or public agency that leases units of housing (scattered-sites or entire buildings) from a landlord and subleases the units to homeless or low-income tenants. By assuming the tenancy burden, the agency facilitates housing of clients who may not be able to maintain a lease on their own due to poor credit, evictions, or lack of sufficient income.
Medically Assisted Living Facilities: HOPWA facility-based housing that assists residents with most or all activities of daily living, such as meals, bathing, dressing, and toileting. Regular medical care, supervision, and rehabilitation are also often available.
Nonbinary: A gender other than singularly female or male.
Operating Costs: Applies to facility-based housing only, for facilities that are currently open. Operating costs can include day-to-day housing function and operation costs like utilities, maintenance, equipment, insurance, security, furnishings, supplies and salary for staff costs directly related to the housing project but not staff costs for delivering services.
Outcome: The degree to which the HOPWA assisted household has been enabled to establish or maintain a stable living environment in housing that is safe, decent, and sanitary, (per the regulations at 24 CFR 574.310(b)) and to reduce the risks of homelessness and improve access to HIV treatment and other health care and support.
Output: The number of units of housing or households that receive HOPWA assistance during the operating year.
Permanent Housing Placement: A supportive housing service that helps establish the household in the housing unit, including but not limited to reasonable costs for security deposits not to exceed two months of rent costs.
Program Income: Gross income directly generated from the use of HOPWA funds, including repayments. See grant administration requirements on program income at 2 CFR 200.307.
Project-Based Rental Assistance (PBRA): A rental subsidy program that is tied to specific facilities or units owned or controlled by a project sponsor. Assistance is tied directly to the properties and is not portable or transferable.
Project Sponsor Organizations: Per HOPWA regulations at 24 CFR 574.3, any nonprofit organization or governmental housing agency that receives funds under a contract with the grantee to provide eligible housing and other support services or administrative services as defined in 24 CFR 574.300. Project Sponsor organizations are required to provide performance data on households served and funds expended.
SAM: All organizations applying for a Federal award must have a valid registration active at sam.gov. SAM (System for Award Management) registration includes maintaining current information and providing a valid DUNS number.
Short-Term Rent, Mortgage, and Utility (STRMU) Assistance: A time-limited, housing subsidy assistance designed to prevent homelessness and increase housing stability. Grantees may provide assistance for up to 21 weeks in any 52-week period. The amount of assistance varies per client depending on funds available, tenant need and program guidelines.
Stewardship Units: Units developed with HOPWA, where HOPWA funds were used for acquisition, new construction and rehabilitation that no longer receive operating subsidies from HOPWA. Report information for the units is subject to the three-year use agreement if rehabilitation is non-substantial and to the ten-year use agreement if rehabilitation is substantial.
Tenant-Based Rental Assistance (TBRA): TBRA is a rental subsidy program similar to the Housing Choice Voucher program that grantees can provide to help low-income households access affordable housing. The TBRA voucher is not tied to a specific unit, so tenants may move to a different unit without losing their assistance, subject to individual program rules. The subsidy amount is determined in part based on household income and rental costs associated with the tenant's lease.
Transgender: Transgender is defined as a person who identifies with, or presents as, a gender that is different from his/her gender assigned at birth
VAWA Internal Emergency Transfers: Per 24 CFR 5.2005e, an emergency transfer under the VAWA protections refers to an emergency relocation of a tenant to another unit where the tenant would not be categorized as a new applicant; that is, the tenant may reside in the new unit without having to undergo an application process.
VAWA External Emergency Transfers: Per 24 CFR 5.2005e, an emergency transfer under the VAWA protections refers to an emergency relocation of a tenant to another unit where the tenant would be categorized as a new applicant; that is, the tenant must undergo an application process in order to reside in the new unit.
Veteran: A veteran is someone who has served on active duty in the Armed Forces of the United States. This does not include inactive military reserves or the National Guard unless the person was called up to active duty.

Instructions for Completing the HOPWA Performance Report Workbook

What is the HOPWA Performance Report Workbook?

This workbook provides annual performance data for HOPWA activities. This includes outputs (e.g., households served and demographic information), outcomes (e.g., access to care and support outcomes) and expenditures (for HOPWA-eligible costs).

This data will be compiled by the HOPWA Formula or Competitive Grantee, as part of providing annual performance reporting to HUD.

Who completes this form?

This workbook will be completed by **any organization** that conducts any HOPWA activities other than administrative activities. This includes HOPWA Formula or Competitive Grantees that conduct other HOPWA activities besides administrative activities, and the **Project Sponsor** organizations that Grantees contract to provide HOPWA services (as defined in 24 CFR 574.3).
There should be one organization's HOPWA activities reported in each workbook. Each organization should complete a separate performance report workbook that only includes the HOPWA activities conducted by that organization.

What tabs should be completed for this report?

The Performance Report Workbook requires the completion of the following tabs:

- ***DEM (Demographics) & Prior Living (see Note)***
- ***Leveraging***
- ***ATC (Access to Care) & Totals***

ONLY PROJECT SPONSORS* should complete these tabs:

- ***HOPWA Provider***
- ***CONTACT***

** For **Grantees** that are approved to conduct Resource Identification or Technical Assistance activities* , please report your expenditure amounts for those budget line items in the ***HOPWA Provider tab*** . These are the only cells that you will need to complete in the ***HOPWA Provider*** tab.

Note: Complete Prior Living information only for individuals served by TBRA, P-FBH, ST-TFBH or PHP.

The remaining tabs should **ONLY** be completed **based on HOPWA services provided by the organization completing this workbook.** *Leave tabs untouched* if the activity is not provided by the organization.

- ***TBRA (Tenant-Based Rental Assistance)***
- ***P-FBH (Permanent Facility-Based Housing)***
- ***ST-TFBH (Short-Term or Transitional Facility-Based Housing)***
- ***STRMU (Short-Term Rent, Mortgage and Utilities Assistance)***
- ***PHP (Permanent Housing Placement Assistance)***
- ***Housing Info (Housing Information Services)***
- ***Supp Svcs (HOPWA Supportive Services)***
- ***Other Competitive Activity***
- ***CAP DEV (Capital Development)***
- ***VAWA (Housing Transfers for Households Covered by the Violence Against Women Act)***

Important Information

To ensure the integrity of this reporting form, please do not DELETE or ALTER any rows, columns, tabs, or the NAME of the report.
This form requires the entry of data only where applicable, with no other actions required.

1. Enter text in empty cells next to questions.
2. Enter numbers where the entry reads “0” and the answer is an amount greater than zero.

SUBMISSION INSTRUCTIONS

- Once complete, the Project Sponsor should return the entire workbook *to the Grantee* in the manner and timeline prescribed by the Grantee.
- The report MUST be submitted in this Excel format.
- DO NOT alter the name of this file; return it to the Grantee with the file name as provided.
- The Grantee is responsible for reviewing this report and submitting it to HUD. Project Sponsors ***should not*** submit this report to HUD; only to the Grantee.
- The Grantee may be contacted by HUD or a HUD contractor regarding the accuracy of this report.
- Please contact the Grantee if you require support submitting this form.

Complete the age, gender, race, and ethnicity information for all individuals served with all types of HOPWA assistance.
See totals in rows 27 and 28.

A. For each racial category, how many HOPWA-eligible Individuals identified as such?	Male				Female				Gender Nonbinary				Transgender Female				Transgender Male				Gender not Disclosed				Of the total number of individuals reported for each racial category, how many also identify as Hispanic or Latinx?
	Younger Than 18	18-30	31-50	51 or Older	Younger Than 18	18-30	31-50	51 or Older	Younger Than 18	18-30	31-50	51 or Older	Younger Than 18	18-30	31-50	51 or Older	Younger Than 18	18-30	31-50	51 or Older	Younger Than 18	18-30	31-50	51 or Older	Total Hispanic or Latinx
Asian	0	0	0	1	0	0	0	0	0	0	0	0	0	0	0	0	0	0	0	0	0	0	0	0	0
Asian & White	0	0	0	0	0	0	0	0	0	0	0	0	0	0	0	0	0	0	0	0	0	0	0	0	0
Black/African American	0	1	5	9	0	2	11	12	0	0		0	0	1	2	1	0	1	1	1	0	0	0	0	1
Black/African American & White	0	0	0	0	0	0	1	0	0	0	0	0	0	0	0	0	0	0	0	0	0	0	0	0	0
American Indian/Alaskan Native	0	0	0	0	0	0	0	0	0	0	0	0	0	0	0	0	0	0	0	0	0	0	0	0	0
American Indian/Alaskan Native & Black/African American	0	0	0	0	0	0	0	0	0	0	0	0	0	0	0	0	0	0	0	0	0	0	0	0	0
American Indian/Alaskan Native & White	0	0	0	0	0	0	0	0	0	0	0	0	0	0	0	0	0	0	0	0	0	0	0	0	0
Native Hawaiian/Other Pacific Islander	0	0	0	0	0	0	0	0	0	0	0	0	0	0	0	0	0	0	0	0	0	0	0	0	0
Other Multi-Racial	0	0	0	0	0	0	1	1	0	0	0	0	0	0	0	0	0	0	0	0	0	0	0	0	2
White	0	0	1	4	0	0	1	4	0	0	0	0	0	0	0	0	0	0	0	0	0	0	0	0	9

B. For each racial category, how many other household members (beneficiaries) identified as such?	Male				Female				Gender Nonbinary				Transgender Female				Transgender Male				Gender not Disclosed				Of the total number of individuals reported for each racial category, how many also identify as Hispanic or Latinx?
	Younger Than 18	18-30	31-50	51 or Older	Younger Than 18	18-30	31-50	51 or Older	Younger Than 18	18-30	31-50	51 or Older	Younger Than 18	18-30	31-50	51 or Older	Younger Than 18	18-30	31-50	51 or Older	Younger Than 18	18-30	31-50	51 or Older	Total Hispanic or Latinx
b. Asian	0	0	0	0	0	0	0	0	0	0	0	0	0	0	0	0	0	0	0	0	0	0	0	0	0
b. Asian & White	0	0	0	0	0	0	0	0	0	0	0	0	0	0	0	0	0	0	0	0	0	0	0	0	0
b. Black/African American	10	12	2	3	19	7	2	4	0	0	0	0	0	0	0	0	0	0	0	0	0	0	0	0	0
b. Black/African American & White	0	0	0	0	0	0	0	0	0	0	0	0	0	0	0	0	0	0	0	0	0	0	0	0	0
b. American Indian/Alaskan Native	0	0	0	0	0	0	0	0	0	0	0	0	0	0	0	0	0	0	0	0	0	0	0	0	0
b. American Indian/Alaskan Native & Black/African American	0	0	0	0	0	0	0	0	0	0	0	0	0	0	0	0	0	0	0	0	0	0	0	0	0
b. American Indian/Alaskan Native & White	0	0	0	0	0	0	0	0	0	0	0	0	0	0	0	0	0	0	0	0	0	0	0	0	0
b. Native Hawaiian/Other Pacific Islander	0	0	0	0	0	0	0	0	0	0	0	0	0	0	0	0	0	0	0	0	0	0	0	0	0
b. Other Multi-Racial	3	0	0	0	1	0	1	0	0	0	0	0	0	0	0	0	0	0	0	0	0	0	0	0	3
b. White	2	2	1	1	3	2	0	1	0	0	0	0	0	0	0	0	0	0	0	0	0	0	0	0	9

Total number of HOPWA-eligible individuals served with HOPWA assistance (rows 4-13):	**61**
Total number of other household members (beneficiaries) served with HOPWA assistance (rows 16-25):	**76**
How many other household members (beneficiaries) are HIV+?	0
How many other household members (beneficiaries) are HIV negative or have an unknown HIV status?	76

Complete Prior Living Situations for HOPWA-eligible Individuals served by TBRA, P-FBH, ST-TFBH, or PHP

How many HOPWA-eligible individuals continued receiving HOPWA assistance from the previous year?	52
How many individuals newly receiving HOPWA assistance came from:	
A place not meant for human habitation?	0
An emergency shelter?	0
A transitional housing facility for formerly homeless persons?	0
A permanent housing situation for formerly homeless persons?	0
A psychiatric hospital or other psychiatric facility?	0
A substance abuse facility?	0
A non-psychiatric hospital?	0
A foster care home?	0
Jail, prison, or a juvenile detention facility?	0
A rented room, apartment or house?	6
A house the individual owned?	0
Staying at someone else's house?	1
A hotel or motel paid for by the individual?	0
Any other prior living situation?	0
How many individuals newly receiving HOPWA assistance didn't report or refused to report their prior living situation?	0
How many individuals newly receiving HOPWA assistance during this program year reported a prior living situation of homelessness [place not for human habitation, emergency shelter, transitional housing]:	**0**
Also meet the definition of experiencing chronic homelessness?	0
Also were veterans?	0

Report the source(s) of cash or in-kind leveraged federal, state, local or private resources identified in either the Consolidated or Annual Plan (for formula grantees) or the grant proposal/application (for competitive grantees) and used in the delivery of the HOPWA program and the amount of leveraged dollars.

What is the amount and type of leveraged funding that was provided by any of these sources?	Funding for this Report	Was this a Housing Subsidy Assistance? Yes or No.
ESG	0	
HOME	0	
Ryan White	0	
Continuum of Care (CoC)	0	
Low-Income Housing Tax Credit	0	
Housing Choice Voucher Program	0	
Private grants	0	
In-kind resources	0	
Grantee cash	0	
Other types of private or public funding:		
Other FUNDING_1	4305.7	yes
Other FUNDING_2	1704.83	No
Other FUNDING_3	15033.28	No
Other FUNDING_4	0	
Other FUNDING_5	0	
Other FUNDING_6	0	
Other FUNDING_7	0	
Other FUNDING_8	0	
Other FUNDING_9	0	
Other FUNDING_10	0	
Other FUNDING_11	0	
Other FUNDING_12	0	
Other FUNDING_13	0	
Other FUNDING_14	0	
Other FUNDING_15	0	
Program Income	**0**	
What was the amount of program income collected from resident rent payments in the program year?	0	
What was the amount of program income collected from other sources (non-resident payments) in the program year?	0	
Uses of Program Income	**0**	
What was the amount of total program income that was spent on housing assistance in the program year?	0	
What was the amount of total program income that was spent on supportive services or other non-housing costs in the program year?	0	
Rent Payments Made by HOPWA Housing Subsidy Assistance Recipients Directly to Private Landlords		
What was the amount of resident rent payment that residents paid directly to private landlords?	13003	

Complete this section for all Households served with HOPWA Tenant-Based Rental Assistance (TBRA) by your organization in the reporting year.

Question	This Report
TBRA Households Served and Expenditures	
How many households were served with HOPWA TBRA assistance?	61
What were the total HOPWA funds expended for TBRA rental assistance?	269999.68
Other (Non-TBRA) Rental Assistance Households Served and Expenditures (Other Non-TBRA Rental Assistance activities must be approved in the grant agreement).	
How many total households were served with Other (non-TBRA) Rental Assistance?	0
What were the total HOPWA funds expended for Other (non-TBRA) Rental Assistance, as approved in the grant agreement?	0
Describe the Other (non-TBRA) Rental Assistance provided. (150 characters).	
TBRA Household Total (TBRA + Other)	**61**
Income Levels for Households Served by this Activity	**61**
What is the number of households with income below 30% of Area Median Income?	40
What is the number of households with income between 31% and 50% of Area Median Income?	16
What is the number of households with income between 51% and 80% of Area Median Income?	5
Sources of Income for Households Served by this Activity	
How many households accessed or maintained access to the following sources of income in the past year?	**92**
Earned Income from Employment	26
Retirement	0
SSI	12
SSDI	24
Other Welfare Assistance (Supplemental Nutrition Assistance Program, WIC, TANF, etc.)	21
Private Disability Insurance	0
Veteran's Disability Payment (service or non-service connected payment)	0
Regular contributions or gifts from organizations or persons not residing in the residence	2
Worker's Compensation	0
General Assistance (GA), or local program	0
Unemployment Insurance	1

Other Sources of Income	0
How many households maintained **no** sources of income?	6
Medical Insurance for Households Served by this Activity	
How many households accessed or maintained access to the following sources of medical insurance in the past year?	
MEDICAID Health Program or local program equivalent	12
MEDICARE Health Insurance or local program equivalent	21
Veterans Affairs Medical Services	0
AIDS Drug Assistance Program	0
State Children's Health Insurance Program (SCHIP) or	0
Ryan White-funded Medical or Dental Assistance	0
Health Outcomes for Households Served by this Activity	
How many HOPWA-eligible individuals served with TBRA this year have *ever* been prescribed Anti-Retroviral Therapy?	43
How many HOPWA-eligible persons served with TBRA have shown an improved viral load or achieved viral suppression?	41
Longevity for Households Served by this Activity	**61**
How many households have been served with TBRA for less than one year?	7
How many households have been served with TBRA for more than one year, but less than five years?	54
How many households have been served with TBRA for more than five years, but less than 10 years?	0
How many households have been served with TBRA for more than 10 years, but less than 15 years?	0
How many households have been served with TBRA for more than 15 years?	0
Housing Outcomes for Households Served by this Activity	**61**
How many households continued receiving HOPWA TBRA assistance into the next year?	50
How many households exited to other HOPWA housing programs?	3
How many households exited to other housing subsidy programs?	1
How many households exited to an emergency shelter?	0
How many households exited to private housing?	4
How many households exited to transitional housing (time limited - up to 24 months)?	0

How many households exited to an institutional arrangement expected to last less than six months?	0
How many households exited to institutional arrangement expected to last more than six months?	0
How many households exited to a jail/prison term expected to last less than six months?	0
How many households exited to a jail/prison term expected to last more than six months?	0
How many households exited to a situation that isn't transitional, but is not expected to last more than 90 days and their housing situation after those 90 days is uncertain?	0
How many households exited to a place not meant for human habitation?	1
How many households were disconnected from care?	1
How many of the HOPWA eligible individuals died?	1

Complete this section for all Households served with HOPWA Permanent Facility-Based Housing assistance by your

There are sixty columns for facilities. If more columns are needed, please contact the HOPWA Validation Team.

Was the housing facility placed into service during this program year?																																																						
For housing facilities placed into service *during this program year*, how many units were placed into service? [Do not complete if facility	0	0	0	0	0	0	0	0	0	0	0	0	0	0	0	0	0	0	0	0	0	0	0	0	0	0	0	0	0	0	0	0	0	0	0	0	0	0	0	0	0	0	0	0	0	0	0	0	0	0	0	0	0	0
How many households received Permanent Facility-Based Housing	0	0	0	0	0	0	0	0	0	0	0	0	0	0	0	0	0	0	0	0	0	0	0	0	0	0	0	0	0	0	0	0	0	0	0	0	0	0	0	0	0	0	0	0	0	0	0	0	0	0	0	0	0	0
What were the HOPWA funds expended for Permanent Facility-Based	0	0	0	0	0	0	0	0	0	0	0	0	0	0	0	0	0	0	0	0	0	0	0	0	0	0	0	0	0	0	0	0	0	0	0	0	0	0	0	0	0	0	0	0	0	0	0	0	0	0	0	0	0	0
How many households received Permanent Facility-Based Housing	0	0	0	0	0	0	0	0	0	0	0	0	0	0	0	0	0	0	0	0	0	0	0	0	0	0	0	0	0	0	0	0	0	0	0	0	0	0	0	0	0	0	0	0	0	0	0	0	0	0	0	0	0	0
What were the HOPWA funds expended for Permanent Facility-Based	0	0	0	0	0	0	0	0	0	0	0	0	0	0	0	0	0	0	0	0	0	0	0	0	0	0	0	0	0	0	0	0	0	0	0	0	0	0	0	0	0	0	0	0	0	0	0	0	0	0	0	0	0	0
Other Housing Support -- Households and Expenditures Served by																																																						
How many households received Other types of Permanent Facility-	0	0	0	0	0	0	0	0	0	0	0	0	0	0	0	0	0	0	0	0	0	0	0	0	0	0	0	0	0	0	0	0	0	0	0	0	0	0	0	0	0	0	0	0	0	0	0	0	0	0	0	0	0	0
What were the HOPWA funds expended for Other types of Permanent	0	0	0	0	0	0	0	0	0	0	0	0	0	0	0	0	0	0	0	0	0	0	0	0	0	0	0	0	0	0	0	0	0	0	0	0	0	0	0	0	0	0	0	0	0	0	0	0	0	0	0	0	0	0
For households served with Other Permanent Facility-Based Housing,																																																						
How many households received more than one type of PFBH for each	0	0	0	0	0	0	0	0	0	0	0	0	0	0	0	0	0	0	0	0	0	0	0	0	0	0	0	0	0	0	0	0	0	0	0	0	0	0	0	0	0	0	0	0	0	0	0	0	0	0	0	0	0	0
	0	**0**	**0**	**0**	**0**	**0**	**0**	**0**	**0**	**0**	**0**	**0**	**0**	**0**	**0**	**0**	**0**	**0**	**0**	**0**	**0**	**0**	**0**	**0**	**0**	**0**	**0**	**0**	**0**	**0**	**0**	**0**	**0**	**0**	**0**	**0**	**0**	**0**	**0**	**0**	**0**	**0**	**0**	**0**	**0**	**0**	**0**	**0**	**0**	**0**	**0**	**0**	**0**	**0**
	0	**0**	**0**	**0**	**0**	**0**	**0**	**0**	**0**	**0**	**0**	**0**	**0**	**0**	**0**	**0**	**0**	**0**	**0**	**0**	**0**	**0**	**0**	**0**	**0**	**0**	**0**	**0**	**0**	**0**	**0**	**0**	**0**	**0**	**0**	**0**	**0**	**0**	**0**	**0**	**0**	**0**	**0**	**0**	**0**	**0**	**0**	**0**	**0**	**0**	**0**	**0**	**0**	**0**
What is the number of households with income below 30% of Area	0	0	0	0	0	0	0	0	0	0	0	0	0	0	0	0	0	0	0	0	0	0	0	0	0	0	0	0	0	0	0	0	0	0	0	0	0	0	0	0	0	0	0	0	0	0	0	0	0	0	0	0	0	0
What is the number of households with income between 31% and 50%	0	0	0	0	0	0	0	0	0	0	0	0	0	0	0	0	0	0	0	0	0	0	0	0	0	0	0	0	0	0	0	0	0	0	0	0	0	0	0	0	0	0	0	0	0	0	0	0	0	0	0	0	0	0
What is the number of households with income between 51% and 80%	0	0	0	0	0	0	0	0	0	0	0	0	0	0	0	0	0	0	0	0	0	0	0	0	0	0	0	0	0	0	0	0	0	0	0	0	0	0	0	0	0	0	0	0	0	0	0	0	0	0	0	0	0	0
How many households accessed or maintained access to the following	**0**	**0**	**0**	**0**	**0**	**0**	**0**	**0**	**0**	**0**	**0**	**0**	**0**	**0**	**0**	**0**	**0**	**0**	**0**	**0**	**0**	**0**	**0**	**0**	**0**	**0**	**0**	**0**	**0**	**0**	**0**	**0**	**0**	**0**	**0**	**0**	**0**	**0**	**0**	**0**	**0**	**0**	**0**	**0**	**0**	**0**	**0**	**0**	**0**	**0**	**0**	**0**	**0**	**0**
Other Welfare Assistance (Supplemental Nutrition	0	0	0	0	0	0	0	0	0	0	0	0	0	0	0	0	0	0	0	0	0	0	0	0	0	0	0	0	0	0	0	0	0	0	0	0	0	0	0	0	0	0	0	0	0	0	0	0	0	0	0	0	0	0
Veteran's Disability Payment (service or non-service	0	0	0	0	0	0	0	0	0	0	0	0	0	0	0	0	0	0	0	0	0	0	0	0	0	0	0	0	0	0	0	0	0	0	0	0	0	0	0	0	0	0	0	0	0	0	0	0	0	0	0	0	0	0
Regular contributions or gifts from organizations or	0	0	0	0	0	0	0	0	0	0	0	0	0	0	0	0	0	0	0	0	0	0	0	0	0	0	0	0	0	0	0	0	0	0	0	0	0	0	0	0	0	0	0	0	0	0	0	0	0	0	0	0	0	0
How many households accessed or maintained access to the following																																																						
State Children's Health Insurance Program (SCHIP) or	0	0	0	0	0	0	0	0	0	0	0	0	0	0	0	0	0	0	0	0	0	0	0	0	0	0	0	0	0	0	0	0	0	0	0	0	0	0	0	0	0	0	0	0	0	0	0	0	0	0	0	0	0	0
	0	**0**	**0**	**0**	**0**	**0**	**0**	**0**	**0**	**0**	**0**	**0**	**0**	**0**	**0**	**0**	**0**	**0**	**0**	**0**	**0**	**0**	**0**	**0**	**0**	**0**	**0**	**0**	**0**	**0**	**0**	**0**	**0**	**0**	**0**	**0**	**0**	**0**	**0**	**0**	**0**	**0**	**0**	**0**	**0**	**0**	**0**	**0**	**0**	**0**	**0**	**0**	**0**	**0**
How many households have been served by permanent facility-based	0	0	0	0	0	0	0	0	0	0	0	0	0	0	0	0	0	0	0	0	0	0	0	0	0	0	0	0	0	0	0	0	0	0	0	0	0	0	0	0	0	0	0	0	0	0	0	0	0	0	0	0	0	0
How many households have been served by permanent facility-based	0	0	0	0	0	0	0	0	0	0	0	0	0	0	0	0	0	0	0	0	0	0	0	0	0	0	0	0	0	0	0	0	0	0	0	0	0	0	0	0	0	0	0	0	0	0	0	0	0	0	0	0	0	0
How many households have been served by permanent facility-based	0	0	0	0	0	0	0	0	0	0	0	0	0	0	0	0	0	0	0	0	0	0	0	0	0	0	0	0	0	0	0	0	0	0	0	0	0	0	0	0	0	0	0	0	0	0	0	0	0	0	0	0	0	0
How many households have been served by permanent facility-based	0	0	0	0	0	0	0	0	0	0	0	0	0	0	0	0	0	0	0	0	0	0	0	0	0	0	0	0	0	0	0	0	0	0	0	0	0	0	0	0	0	0	0	0	0	0	0	0	0	0	0	0	0	0
How many households have been served by permanent facility-based	0	0	0	0	0	0	0	0	0	0	0	0	0	0	0	0	0	0	0	0	0	0	0	0	0	0	0	0	0	0	0	0	0	0	0	0	0	0	0	0	0	0	0	0	0	0	0	0	0	0	0	0	0	0
How many HOPWA-eligible individuals served with PFBH this year have	0	0	0	0	0	0	0	0	0	0	0	0	0	0	0	0	0	0	0	0	0	0	0	0	0	0	0	0	0	0	0	0	0	0	0	0	0	0	0	0	0	0	0	0	0	0	0	0	0	0	0	0	0	0
How many HOPWA-eligible persons served with PFBH have shown an	0	0	0	0	0	0	0	0	0	0	0	0	0	0	0	0	0	0	0	0	0	0	0	0	0	0	0	0	0	0	0	0	0	0	0	0	0	0	0	0	0	0	0	0	0	0	0	0	0	0	0	0	0	0
	0	**0**	**0**	**0**	**0**	**0**	**0**	**0**	**0**	**0**	**0**	**0**	**0**	**0**	**0**	**0**	**0**	**0**	**0**	**0**	**0**	**0**	**0**	**0**	**0**	**0**	**0**	**0**	**0**	**0**	**0**	**0**	**0**	**0**	**0**	**0**	**0**	**0**	**0**	**0**	**0**	**0**	**0**	**0**	**0**	**0**	**0**	**0**	**0**	**0**	**0**	**0**	**0**	**0**
How many households continued receiving this type of HOPWA	0	0	0	0	0	0	0	0	0	0	0	0	0	0	0	0	0	0	0	0	0	0	0	0	0	0	0	0	0	0	0	0	0	0	0	0	0	0	0	0	0	0	0	0	0	0	0	0	0	0	0	0	0	0
How many households exited to transitional housing (time limited - up	0	0	0	0	0	0	0	0	0	0	0	0	0	0	0	0	0	0	0	0	0	0	0	0	0	0	0	0	0	0	0	0	0	0	0	0	0	0	0	0	0	0	0	0	0	0	0	0	0	0	0	0	0	0
How many households exited to institutional arrangement expected to	0	0	0	0	0	0	0	0	0	0	0	0	0	0	0	0	0	0	0	0	0	0	0	0	0	0	0	0	0	0	0	0	0	0	0	0	0	0	0	0	0	0	0	0	0	0	0	0	0	0	0	0	0	0
How many households exited to institutional arrangement expected to	0	0	0	0	0	0	0	0	0	0	0	0	0	0	0	0	0	0	0	0	0	0	0	0	0	0	0	0	0	0	0	0	0	0	0	0	0	0	0	0	0	0	0	0	0	0	0	0	0	0	0	0	0	0
How many households exited to a jail/prison term expected to last less	0	0	0	0	0	0	0	0	0	0	0	0	0	0	0	0	0	0	0	0	0	0	0	0	0	0	0	0	0	0	0	0	0	0	0	0	0	0	0	0	0	0	0	0	0	0	0	0	0	0	0	0	0	0
How many households exited to a jail/prison term expected to last	0	0	0	0	0	0	0	0	0	0	0	0	0	0	0	0	0	0	0	0	0	0	0	0	0	0	0	0	0	0	0	0	0	0	0	0	0	0	0	0	0	0	0	0	0	0	0	0	0	0	0	0	0	0
How many households exited to a situation that isn't transitional, but is not expected to last more than 90 days and their housing situation	0	0	0	0	0	0	0	0	0	0	0	0	0	0	0	0	0	0	0	0	0	0	0	0	0	0	0	0	0	0	0	0	0	0	0	0	0	0	0	0	0	0	0	0	0	0	0	0	0	0	0	0	0	0
How many households exited to a place not meant for human	0	0	0	0	0	0	0	0	0	0	0	0	0	0	0	0	0	0	0	0	0	0	0	0	0	0	0	0	0	0	0	0	0	0	0	0	0	0	0	0	0	0	0	0	0	0	0	0	0	0	0	0	0	0

Complete this section for Facilities, Households served with HOPWA Short-Term or Transitional Facility-Based Housing assistance by your organization in the reporting year.

Examples include Short-Term and Transitional Housing Types, Facility Based Housing with a tenure of fewer than 24 months, short-term ...

There are sixty columns for facilities. If more columns are needed, please contact the HOPWA Validation Team.

[illegible]																																											
[illegible]																																											
[illegible]																																											
Was the housing facility placed into service during this program year? **Yes or No**																																											
For housing facilities placed into service *during this program year*, how many units were placed into service? **[Do not complete if facility placed ...]**	0	0	0	0	0	0	0	0	0	0	0	0	0	0	0	0	0	0	0	0	0	0	0	0	0	0	0	0	0	0	0	0	0	0	0	0	0	0	0	0	0	0	0
[illegible]																																											
How many households received Transitional/Short-Term Facility-Based ...	0	0	0	0	0	0	0	0	0	0	0	0	0	0	0	0	0	0	0	0	0	0	0	0	0	0	0	0	0	0	0	0	0	0	0	0	0	0	0	0	0	0	0
What were the HOPWA funds expended for Transitional/Short-Term ...	0	0	0	0	0	0	0	0	0	0	0	0	0	0	0	0	0	0	0	0	0	0	0	0	0	0	0	0	0	0	0	0	0	0	0	0	0	0	0	0	0	0	0
[illegible]																																											
How many households received Transitional/Short-Term Facility-Based ...	0	0	0	0	0	0	0	0	0	0	0	0	0	0	0	0	0	0	0	0	0	0	0	0	0	0	0	0	0	0	0	0	0	0	0	0	0	0	0	0	0	0	0
What were the HOPWA funds expended for Transitional/Short-Term ...	0	0	0	0	0	0	0	0	0	0	0	0	0	0	0	0	0	0	0	0	0	0	0	0	0	0	0	0	0	0	0	0	0	0	0	0	0	0	0	0	0	0	0
[illegible]																																											
[illegible]																																											
What were the HOPWA funds expended for Hotel-Motel Costs for each ...	0	0	0	0	0	0	0	0	0	0	0	0	0	0	0	0	0	0	0	0	0	0	0	0	0	0	0	0	0	0	0	0	0	0	0	0	0	0	0	0	0	0	0
Other Housing Support -- Households and Expenditures Served by this Activity																																											
How many households received Other types of Transitional/Short-Term ...	0	0	0	0	0	0	0	0	0	0	0	0	0	0	0	0	0	0	0	0	0	0	0	0	0	0	0	0	0	0	0	0	0	0	0	0	0	0	0	0	0	0	0
What were the HOPWA funds expended for Other types of ...	0	0	0	0	0	0	0	0	0	0	0	0	0	0	0	0	0	0	0	0	0	0	0	0	0	0	0	0	0	0	0	0	0	0	0	0	0	0	0	0	0	0	0
For households served with Other Transitional/Short-Term Facility-Based Housing, what type of service were they provided? (150 characters)																																											
[illegible]																																											
How many households received more than one type of ST-TFBH for each ...	0	0	0	0	0	0	0	0	0	0	0	0	0	0	0	0	0	0	0	0	0	0	0	0	0	0	0	0	0	0	0	0	0	0	0	0	0	0	0	0	0	0	0
[illegible]	0	0	0	0	0	0	0	0	0	0	0	0	0	0	0	0	0	0	0	0	0	0	0	0	0	0	0	0	0	0	0	0	0	0	0	0	0	0	0	0	0	0	0
[illegible]	0	0	0	0	0	0	0	0	0	0	0	0	0	0	0	0	0	0	0	0	0	0	0	0	0	0	0	0	0	0	0	0	0	0	0	0	0	0	0	0	0	0	0
What is the number of households with income below 30% of Area ...	0	0	0	0	0	0	0	0	0	0	0	0	0	0	0	0	0	0	0	0	0	0	0	0	0	0	0	0	0	0	0	0	0	0	0	0	0	0	0	0	0	0	0
What is the number of households with income between 31% and 50% ...	0	0	0	0	0	0	0	0	0	0	0	0	0	0	0	0	0	0	0	0	0	0	0	0	0	0	0	0	0	0	0	0	0	0	0	0	0	0	0	0	0	0	0
What is the number of households with income between 51% and 80% ...	0	0	0	0	0	0	0	0	0	0	0	0	0	0	0	0	0	0	0	0	0	0	0	0	0	0	0	0	0	0	0	0	0	0	0	0	0	0	0	0	0	0	0
[illegible]																																											
How many households accessed or maintained access to the following ...	0	0	0	0	0	0	0	0	0	0	0	0	0	0	0	0	0	0	0	0	0	0	0	0	0	0	0	0	0	0	0	0	0	0	0	0	0	0	0	0	0	0	0
[illegible]																																											
[illegible]																																											
[illegible]																																											
[illegible]																																											
Other Welfare Assistance (Supplemental Nutrition ...	0	0	0	0	0	0	0	0	0	0	0	0	0	0	0	0	0	0	0	0	0	0	0	0	0	0	0	0	0	0	0	0	0	0	0	0	0	0	0	0	0	0	0
[illegible]																																											
[illegible]																																											
Regular contributions or gifts from organizations or ...	0	0	0	0	0	0	0	0	0	0	0	0	0	0	0	0	0	0	0	0	0	0	0	0	0	0	0	0	0	0	0	0	0	0	0	0	0	0	0	0	0	0	0
[illegible]																																											
[illegible]																																											
[illegible]																																											
[illegible]																																											
[illegible]																																											
[illegible]																																											
How many households accessed or maintained access to the following ...																																											
[illegible]																																											
[illegible]																																											
[illegible]																																											
[illegible]																																											
State Children's Health Insurance Program (SCHIP) or ...	0	0	0	0	0	0	0	0	0	0	0	0	0	0	0	0	0	0	0	0	0	0	0	0	0	0	0	0	0	0	0	0	0	0	0	0	0	0	0	0	0	0	0
[illegible]																																											
[illegible]	0	0	0	0	0	0	0	0	0	0	0	0	0	0	0	0	0	0	0	0	0	0	0	0	0	0	0	0	0	0	0	0	0	0	0	0	0	0	0	0	0	0	0
How many households have been served by short-term/transitional ...	0	0	0	0	0	0	0	0	0	0	0	0	0	0	0	0	0	0	0	0	0	0	0	0	0	0	0	0	0	0	0	0	0	0	0	0	0	0	0	0	0	0	0
How many households have been served by short-term/transitional ...	0	0	0	0	0	0	0	0	0	0	0	0	0	0	0	0	0	0	0	0	0	0	0	0	0	0	0	0	0	0	0	0	0	0	0	0	0	0	0	0	0	0	0
How many households have been served by short-term/transitional ...	0	0	0	0	0	0	0	0	0	0	0	0	0	0	0	0	0	0	0	0	0	0	0	0	0	0	0	0	0	0	0	0	0	0	0	0	0	0	0	0	0	0	0
How many households have been served by short-term/transitional ...	0	0	0	0	0	0	0	0	0	0	0	0	0	0	0	0	0	0	0	0	0	0	0	0	0	0	0	0	0	0	0	0	0	0	0	0	0	0	0	0	0	0	0
How many households have been served by short-term/transitional ...	0	0	0	0	0	0	0	0	0	0	0	0	0	0	0	0	0	0	0	0	0	0	0	0	0	0	0	0	0	0	0	0	0	0	0	0	0	0	0	0	0	0	0
[illegible]	0	0	0	0	0	0	0	0	0	0	0	0	0	0	0	0	0	0	0	0	0	0	0	0	0	0	0	0	0	0	0	0	0	0	0	0	0	0	0	0	0	0	0
How many households continued receiving this type of HOPWA ...	0	0	0	0	0	0	0	0	0	0	0	0	0	0	0	0	0	0	0	0	0	0	0	0	0	0	0	0	0	0	0	0	0	0	0	0	0	0	0	0	0	0	0
[illegible]																																											
[illegible]																																											
[illegible]																																											
[illegible]																																											
How many households exited to transitional housing (time limited - up to ...	0	0	0	0	0	0	0	0	0	0	0	0	0	0	0	0	0	0	0	0	0	0	0	0	0	0	0	0	0	0	0	0	0	0	0	0	0	0	0	0	0	0	0
How many households exited to institutional arrangement expected to ...	0	0	0	0	0	0	0	0	0	0	0	0	0	0	0	0	0	0	0	0	0	0	0	0	0	0	0	0	0	0	0	0	0	0	0	0	0	0	0	0	0	0	0
How many households exited to institutional arrangement expected to ...	0	0	0	0	0	0	0	0	0	0	0	0	0	0	0	0	0	0	0	0	0	0	0	0	0	0	0	0	0	0	0	0	0	0	0	0	0	0	0	0	0	0	0
How many households exited to a jail/prison term expected to last less ...	0	0	0	0	0	0	0	0	0	0	0	0	0	0	0	0	0	0	0	0	0	0	0	0	0	0	0	0	0	0	0	0	0	0	0	0	0	0	0	0	0	0	0
How many households exited to a jail/prison term expected to last more ...	0	0	0	0	0	0	0	0	0	0	0	0	0	0	0	0	0	0	0	0	0	0	0	0	0	0	0	0	0	0	0	0	0	0	0	0	0	0	0	0	0	0	0
How many households exited to a situation that isn't transitional, but is not expected to last more than 90 days and their housing situation after ...	0	0	0	0	0	0	0	0	0	0	0	0	0	0	0	0	0	0	0	0	0	0	0	0	0	0	0	0	0	0	0	0	0	0	0	0	0	0	0	0	0	0	0
[illegible]																																											
[illegible]																																											
[illegible]																																											

Complete this section for all Households served with HOPWA Short-Term Rent, Mortgage, and Utilities Assistance (STRMU) by your organization in the reporting year.

Question	This Report
Households Served by this Activity - STRMU Breakdown	
a. How many households were served with STRMU mortgage assistance **only**?	0
b. How many households were served with STRMU rental assistance **only**?	0
c. How many households were served with STRMU utilities assistance **only**?	0
d. How many households received more than one type of STRMU assistance?	0
STRMU Households Total	**0**
STRMU Expenditures	
What were the HOPWA funds expended for the following budget line items?	
STRMU mortgage assistance	0
STRMU rental assistance	0
STRMU utility assistance	0
Total STRMU Expenditures	**0**
Income Levels for Households Served by this Activity	**0**
What is the number of households with income below 30% of Area Median Income?	0
What is the number of households with income between 31% and 50% of Area Median Income?	0
What is the number of households with income between 51% and 80% of Area Median Income?	0
Sources of Income for Households Served by this Activity	
How many households accessed or maintained access to the following sources of income in the past year?	**0**
Earned Income from Employment	0
Retirement	0
SSI	0
SSDI	0
Other Welfare Assistance (Supplemental Nutrition	0
Private Disability Insurance	0
Veteran's Disability Payment (service or non-service	0
Regular contributions or gifts from organizations or	0
Worker's Compensation	0
General Assistance (GA), or local program	0
Unemployment Insurance	0

Other Sources of Income	0
How many households maintained **no** sources of income?	0
Medical Insurance for Households Served by this Activity	
How many households accessed or maintained access to the following sources of medical insurance in the past year?	
MEDICAID Health Program or local program equivalent	0
MEDICARE Health Insurance or local program equivalent	0
Veterans Affairs Medical Services	0
AIDS Drug Assistance Program	0
State Children's Health Insurance Program (SCHIP) or local program equivalent	0
Ryan White-funded Medical or Dental Assistance	0
Longevity for Households Served by this Activity	**0**
How many households have been served by STRMU for the first time this year?	0
How many households also received STRMU assistance during the previous STRMU eligibility period?	0
How many households received STRMU assistance **more than twice** during the previous five eligibility periods?	0
How many households received STRMU assistance during the last five **consecutive** eligibility periods?	0
Housing Outcomes for Households Served by this Activity	**0**
How many households continued receiving this type of HOPWA assistance into the next year?	0
How many households exited to other HOPWA housing programs?	0
How many households exited to other housing subsidy programs?	0
How many households exited to an emergency shelter?	0
How many households served with STRMU were able to maintain a private housing situation without subsidy?	0
How many households exited to transitional housing (time limited - up to 24 months)?	0
How many households exited to institutional arrangement expected to last less than six months?	0

How many households exited to institutional arrangement expected to last more than six months?	0
How many households exited to a jail/prison term expected to last less than six months?	0
How many households exited to a jail/prison term expected to last more than six months?	0
How many households exited to a situation that isn't transitional, but is not expected to last more than 90 days and their housing situation after those 90 days is uncertain?	0
How many households exited to a place not meant for human habitation?	0
How many households were disconnected from care?	0
How many of the HOPWA eligible individuals died?	0
How many households are likely to need additional Short-Term Rent, Mortgage and Utilities assistance to maintain the current housing arrangements?	0

Complete this section for all Households served with HOPWA Permanent Housing Placement (PHP) assistance by your organization in the reporting year.

Question	This Report
Households Served by this Activity	
How many households were served with PHP assistance?	0
PHP Expenditures for Households Served by this Activity	
What were the HOPWA funds expended for PHP?	0
Sources of Income for Households Served by this Activity	
How many households accessed or maintained access to the following sources of income in the past year?	**0**
Earned Income from Employment	0
Retirement	0
SSI	0
SSDI	0
Other Welfare Assistance (Supplemental Nutrition Assistance Program, WIC, TANF, etc.)	0
Private Disability Insurance	0
Veteran's Disability Payment (service or non-service connected payment)	0
Regular contributions or gifts from organizations or persons not residing in the residence	0
Worker's Compensation	0
General Assistance (GA), or local program	0
Unemployment Insurance	0
Other Sources of Income	0
How many households maintained **no** sources of income?	0
Medical Insurance for Households Served by this Activity	
How many households accessed or maintained access to the following sources of medical insurance in the past year?	
MEDICAID Health Program or local program equivalent	0
MEDICARE Health Insurance or local program equivalent	0
Veterans Affairs Medical Services	0
AIDS Drug Assistance Program	0
State Children's Health Insurance Program (SCHIP) or local program equivalent	0
Ryan White-funded Medical or Dental Assistance	0

Housing Outcomes for Households Served by this Activity	**0**
In the context of PHP, "exited" means the housing situation into which the household was placed using the PHP assistance.	
How many households exited to other HOPWA housing programs?	0
How many households exited to other housing subsidy programs?	0
How many households exited to private housing?	0

Complete for all households served with HOPWA-funded Housing Information Services by your organization in the reporting year.

See definition of "Housing Information Services" on "Performance Report Cover" tab.

Question	This Report
Households Served by this Activity	
How many households were served with housing information services?	0
Housing Information Services Expenditures	
What were the HOPWA funds expended for Housing Information Services?	0

Complete for all households served with HOPWA funded Supportive Services by your organization in the reporting year.

Note that this table also collects HOPWA Supportive Service expenditures.

Questions	This Report	
Households and Expenditures for Supportive Service Types	**Number of Households**	**Expenditures**
What were the expenditures and number of households for each of the following types of supportive services in the program year?		
Adult Day Care and Personal Assistance	0	0
Alcohol-Drug Abuse	0	0
Child Care	0	0
Case Management	61	39969.11
Education	0	0
Employment Assistance and Training	0	0
Health/Medical Services	0	0
Legal Services	0	0
Life Skills Management	0	0
Meals/Nutritional Services	0	0
Mental Health Services	0	0
Outreach	0	0
Transportation	0	0
Any other type of HOPWA funded, HUD approved supportive service?	0	0
What were the other type(s) of supportive services provided? (150 characters)		
Deduplication of Supportive Services		
How many households received more than one of any type of Supportive Services?	0	

Only Competitive Grantees with an "Other Housing Activity" approved in their grant agreement should complete this tab.

"Other" Housing Activities -- Households and Expenditures Served by this Activity	This Report
How many households were served with "Other Housing Activity" assistance?	0
What were the HOPWA funds expended for "Other Housing Activity" assistance?	0
What is the "Other" HOPWA budget line item approved in the grant agreement? (150 characters)	

Activity Review	TBRA	P-FBH	ST-TFBH	STRMU	PHP	Housing Info	SUPP SVC	Other Competitive Activity
Total Households Served in ALL Activities from this report *for each Activity* .	61	0	0	0	0	0	61	0

Housing Subsidy Assistance Household Count Deduplication

Total Housing Subsidy Assistance (from the TBRA, P-FBH, ST-TFBH, STRMU, PHP, Other Competitive Activity counts above)	**61**
How many households received more than one type of HOPWA Housing Subsidy Assistance for TBRA, P-FBH, ST-TFBH, STRMU, PHP, Other Competitive Activity?	0
Total Unduplicated Housing Subsidy Assistance Household Count	**61**

Access to Care (ATC)

Complete HOPWA Outcomes for Access to Care and Support for all households served with HOPWA housing assistance and "other competitive activities" in the reporting year.

Questions	This Report
How many households had contact with a case manager?	61
How many households developed a housing plan for maintaining or establishing stable housing?	60
How many households accessed and maintained medical insurance and/or assistance?	43
How many households had contact with a primary health care provider?	43
How many households accessed or maintained qualification for sources of income?	0
How many households obtained/maintained an income-producing job during the program year (with or without any HOPWA-related assistance)?	0

Subsidy Assistance with Supportive Service, Funded Case Management

Questions	This Report
How many households received any type of HOPWA Housing Subsidy Assistance **and** HOPWA Funded Case Management?	61
How many households received any type of HOPWA Housing Subsidy Assistance **and** HOPWA Supportive Services?	0

Complete list of HCPHS-facility-based Capital Development Projects that received Capital Development funds in the reporting year. This includes projects that received HCPHS Capital Development funds and spread or in-residently in this reporting year.

Please do not include facilities that do contract out site Projects.

Capital Development **means the use of HCPHS funds to construct, acquire, or rehabilitate a housing facility.**

Please consider referring this facilities if more incentive are needed, please contact the DHFPSR Inhabitance Team.

Facility Name					Facility 1	Facility 2	Facility 3	Facility 4	Facility 5	Facility 6	Facility 7	Facility 8	Facility 9	Facility 10	Facility 11	Facility 12	Facility 13	Facility 14	Facility 15	Facility 16	Facility 17	Facility 18	Facility 19	Facility 20	Facility 21	Facility 22	Facility 23	Facility 24	Facility 25	Facility 26	Facility 27	Facility 28	Facility 29	Facility 30	Facility 31	Facility 32	Facility 33	Facility 34	Facility 35	Facility 36	Facility 37	Facility 38	Facility 39	Facility 40	Facility 41	Facility 42	Facility 43	Facility 44	Facility 45	Facility 46	Facility 47	Facility 48	Facility 49	Facility 50
Facility Name																																																				
Where the **name** of the facility using HUD/HHS/Any Capital Development funds in the reporting year.																																																				
Are facilities being rehabilitated, and was the rehabilitation	0				0	0	0	0	0	0	0	0	0	0	0	0	0	0	0	0	0	0	0	0	0	0	0	0	0	0	0	0	0	0	0	0	0	0	0	0	0	0	0	0	0	0	0	0	0	0	0	0
Will project increase/maintain/improve Overall Quality/Safety					0	0	0	0	0	0	0	0	0	0	0	0	0	0	0	0	0	0	0	0	0	0	0	0	0	0	0	0	0	0	0	0	0	0	0	0	0	0	0	0	0	0	0	0	0	0	0	0
Are **facilities being demolished only**, which increase/	0				0	0	0	0	0	0	0	0	0	0	0	0	0	0	0	0	0	0	0	0	0	0	0	0	0	0	0	0	0	0	0	0	0	0	0	0	0	0	0	0	0	0	0	0	0	0	0	0
Will project increase/maintain/improve Overall Quality/Safety					0	0	0	0	0	0	0	0	0	0	0	0	0	0	0	0	0	0	0	0	0	0	0	0	0	0	0	0	0	0	0	0	0	0	0	0	0	0	0	0	0	0	0	0	0	0	0	0
Is the facility being **demolished only**, which increase/	0				0	0	0	0	0	0	0	0	0	0	0	0	0	0	0	0	0	0	0	0	0	0	0	0	0	0	0	0	0	0	0	0	0	0	0	0	0	0	0	0	0	0	0	0	0	0	0	0
Will project increase/maintain/improve Overall Quality/Safety					0	0	0	0	0	0	0	0	0	0	0	0	0	0	0	0	0	0	0	0	0	0	0	0	0	0	0	0	0	0	0	0	0	0	0	0	0	0	0	0	0	0	0	0	0	0	0	0
Is the Capital Development facility, where the facility is					0	0	0	0	0	0	0	0	0	0	0	0	0	0	0	0	0	0	0	0	0	0	0	0	0	0	0	0	0	0	0	0	0	0	0	0	0	0	0	0	0	0	0	0	0	0	0	0
Will project increase/maintain/improve Overall Quality/Safety	0	0	0	0	0	0	0	0	0	0	0	0	0	0	0	0	0	0	0	0	0	0	0	0	0	0	0	0	0	0	0	0	0	0	0	0	0	0	0	0	0	0	0	0	0	0	0	0	0	0	0	0
Will project increase/maintain/improve Overall Quality/Safety	0	0	0	0	0	0	0	0	0	0	0	0	0	0	0	0	0	0	0	0	0	0	0	0	0	0	0	0	0	0	0	0	0	0	0	0	0	0	0	0	0	0	0	0	0	0	0	0	0	0	0	0
Will project increase/maintain/improve Overall Quality/Safety	0	0	0	0	0	0	0	0	0	0	0	0	0	0	0	0	0	0	0	0	0	0	0	0	0	0	0	0	0	0	0	0	0	0	0	0	0	0	0	0	0	0	0	0	0	0	0	0	0	0	0	0
Has the Capital Development facility placed Individuals **Having No**																																																				
Are there any Capital Development facilities that are not in the DHFPSR																																																				
Where **Leasing or Contracted** for Housing Plan are																																																				
Is there a Leasing or Contracted Housing Plan in place and																																																				
Is Leasing and/or Contracted Housing Plan in place and	0				0	0	0	0	0	0	0	0	0	0	0	0	0	0	0	0	0	0	0	0	0	0	0	0	0	0	0	0	0	0	0	0	0	0	0	0	0	0	0	0	0	0	0	0	0	0	0	0
Is Leasing and/or Contracted Housing Plan in place and	0				0	0	0	0	0	0	0	0	0	0	0	0	0	0	0	0	0	0	0	0	0	0	0	0	0	0	0	0	0	0	0	0	0	0	0	0	0	0	0	0	0	0	0	0	0	0	0	0
Overall Inhabitance	Total Housing Capacity (No. Housing Units)	Total Housing Occupied (Number of Units Occupied)	Total Vacant Housing Units (Number)	Total Vacant Housing Units (Percent)																																															
Is Leasing and/or Contracted Housing Plan in place and **Where**	0	0	0																																																	
Is Leasing and/or Contracted Housing Plan in place and	0	0	0																																																	

[illegible]	[illegible]	[illegible]
0	0	0
0	0	0
0	0	0
0	0	0
0	0	0
-	-	-
0	0	0
0	0	0
0	0	0

Complete for all households who requested Violence Against Women Act (VAWA) protections per 24 CFR 5.2005 with your organization in the reporting year.

Question	This Report
How many **internal** emergency transfers were requested?	1
How many **internal** emergency transfers were granted?	0
How many **external** emergency transfers were requested?	0
How many **external** emergency transfers were granted?	0
How many emergency transfers were denied?	1

Grant ID	Grantee	Sponsor ID	Sponsor	File ID
FTX98422	FORT WORTH	S6921528	S6921528_Tarrant County Samaritan Housing, In	23215_193020

Please complete for organizations designated to serve as project sponsor, i.e., organizations involved in the direct delivery of services for client households, as defined by 24 CFR 574.3.

Project Sponsor Questions	Responses
What is the organization's name?	Tarrant County Samaritan Housing, Inc.
What is the organization's Unique Entity Identifier (UEI)?	DRPTPXYMVQ84
What is the organization's Employer ID Number (EIN) or Tax ID Number (TIN)?	75-2401109
What is the HOPWA contract amount for this organization?	$1,085,879.00
What is the organization's business street address?	929 Hemphill Street
In what city is the organization's business address?	Fort Wort
In what county is the organization's business address?	Tarrant County
In what state is the organization's business address?	Texas
What is the organization's business address zip code?	76104-3111
What is the organization's parent company, if applicable?	N/A
What department administers the organization's grant?	Finance
What is the organization's phone number (including extension)?	817-332-6410 ext 177
What is the organization's fax number?	817-332-6409
What is the organization's website?	www.samaritanhouse.org
What is the organization's Facebook page?	https://www.facebook.com/SamaritanhouseFW
What is the organization's Twitter handle?	N/A
Is this a faith-based organization? **Yes or No.**	No
Is this a nonprofit organization? **Yes or No.**	Yes
Is this a grassroots organization? **Yes or No.**	No
What are the cities of the organization's primary service area?	Fort Worth
What are the counties of the organization's primary service area?	Tarrant, Parker, Johnson, and Wise Counties
In what congressional district is the organization located?	12
In what congressional district is the primary service area?	12

Is there a waiting list for HOPWA housing subsidy assistance services in the organization's service area? **Yes or No.**	No
Project Sponsor Non-Direct Service Expenditures	
What were the total HOPWA funds expended for Administration costs?	32012.7
How much was expended on Technical Assistance?	0
How much was expended on Resource Identification?	0

Contact Information for your Organization

Only organizations designated as project sponsors (see definition of "Project Sponsor Organization" in Performance Report Cover tab) should complete this tab.

Question	Responses
Contact Information for Primary Program Contact	
What is the Primary Program contact name?	Kimberly Robninson
What is the Primary Program contact title?	President/CEO
In what department does the Primary Program contact work?	All
What is the Primary Program contact email?	krobinson@samaritanhouse.org
What is the Primary Program contact phone number (including extension)?	817-332-6410 ext 177
What is the Primary Program contact fax number?	817-332 -6409
Contact Information for Secondary Program Contact	
What is the Secondary Program contact name?	Kristi Abernathy
What is the Secondary Program contact title?	Senior Accounting Manager
In what department does the Secondary Program contact work?	Finance
What is the Secondary Program contact email?	kabernathy@samaritanhouse.or
What is the Secondary Program contact phone number (including extension)?	817-332-6410 ext 199
What is the Secondary Program contact fax number?	817-332-6409
Contact Information for Individuals Seeking Services	
What is the Services contact name?	Jina Walker
What is the Services contact title?	Housing Services Manager
In what department does the Services contact work?	Programs
What is the Services contact email?	jwalker@samaritanhouse.org
What is the Services contact phone number (including extension)?	817-332-6410 ext 178
What is the Services contact fax number?	

Complete the age, gender, race, and ethnicity information for all individuals served with all types of HOPWA assistance.
See totals in rows 27 and 28.

A. For each racial category, how many HOPWA-eligible Individuals identified as such?	Male				Female				Gender Nonbinary				Transgender Female				Transgender Male				Gender not Disclosed				Of the total number of individuals reported for each racial category, how many also identify as Hispanic or Latinx?
	Younger Than 18	18-30	31-50	51 or Older	Younger Than 18	18-30	31-50	51 or Older	Younger Than 18	18-30	31-50	51 or Older	Younger Than 18	18-30	31-50	51 or Older	Younger Than 18	18-30	31-50	51 or Older	Younger Than 18	18-30	31-50	51 or Older	Total Hispanic or Latinx
Asian	0	0	0	0	0	0	0	0	0	0	0	0	0	0	0	0	0	0	0	0	0	0	0	0	0
Asian & White	0	0	0	0	0	0	0	0	0	0	0	0	0	0	0	0	0	0	0	0	0	0	0	0	0
Black/African American	0	4	15	22	0	1	14	6	0	0	0	0	0	0	2	0	0	0	0	0	0	0	0	0	0
Black/African American & White	0	0	0	0	0	0	0	0	0	0	0	0	0	0	0	0	0	0	0	0	0	0	0	0	0
American Indian/Alaskan Native	0	0	0	0	0	0	0	0	0	0	0	0	0	0	0	0	0	0	0	0	0	0	0	0	0
American Indian/Alaskan Native & Black/African American	0	0	0	0	0	0	0	0	0	0	0	0	0	0	0	0	0	0	0	0	0	0	0	0	0
American Indian/Alaskan Native & White	0	0	0	0	0	0	0	0	0	0	0	0	0	0	0	0	0	0	0	0	0	0	0	0	0
Native Hawaiian/Other Pacific Islander	0	0	0	0	0	0	0	0	0	0	0	0	0	0	0	0	0	0	0	0	0	0	0	0	0
Other Multi-Racial	0	0	0	0	0	0	0	0	0	0	0	0	0	0	0	0	0	0	0	0	0	0	0	0	0
White	0	0	15	16	0	0	4	6	0	0	0	0	0	0	2	0	0	0	0	0	0	0	0	0	0

B. For each racial category, how many other household members (beneficiaries) identified as such?	Male				Female				Gender Nonbinary				Transgender Female				Transgender Male				Gender not Disclosed				Of the total number of individuals reported for each racial category, how many also identify as Hispanic or Latinx?
	Younger Than 18	18-30	31-50	51 or Older	Younger Than 18	18-30	31-50	51 or Older	Younger Than 18	18-30	31-50	51 or Older	Younger Than 18	18-30	31-50	51 or Older	Younger Than 18	18-30	31-50	51 or Older	Younger Than 18	18-30	31-50	51 or Older	Total Hispanic or Latinx
b. Asian	0	0	0	0	0	0	0	0	0	0	0	0	0	0	0	0	0	0	0	0	0	0	0	0	0
b. Asian & White	0	0	0	0	0	0	0	0	0	0	0	0	0	0	0	0	0	0	0	0	0	0	0	0	0
b. Black/African American	8	3	0	0	9	2	1	1	0	0	0	0	0	0	0	0	0	0	0	0	0	0	0	0	0
b. Black/African American & White	0	0	0	0	0	0	0	0	0	0	0	0	0	0	0	0	0	0	0	0	0	0	0	0	0
b. American Indian/Alaskan Native	0	0	0	0	0	0	0	0	0	0	0	0	0	0	0	0	0	0	0	0	0	0	0	0	0
b. American Indian/Alaskan Native & Black/African American	0	0	0	0	0	0	0	0	0	0	0	0	0	0	0	0	0	0	0	0	0	0	0	0	0
b. American Indian/Alaskan Native & White	0	0	0	0	0	0	0	0	0	0	0	0	0	0	0	0	0	0	0	0	0	0	0	0	0
b. Native Hawaiian/Other Pacific Islander	0	0	0	0	0	0	0	0	0	0	0	0	0	0	0	0	0	0	0	0	0	0	0	0	0
b. Other Multi-Racial	0	0	0	0	0	0	0	0	0	0	0	0	0	0	0	0	0	0	0	0	0	0	0	0	0
b. White	0	0	1	0	0	0	0	0	0	0	0	0	0	0	0	0	0	0	0	0	0	0	0	0	0

Total number of HOPWA-eligible individuals served with HOPWA assistance (rows 4-13):	**107**
Total number of other household members (beneficiaries) served with HOPWA assistance (rows 16-25):	**25**
How many other household members (beneficiaries) are HIV+?	0
How many other household members (beneficiaries) are HIV negative or have an unknown HIV status?	23

Complete Prior Living Situations for HOPWA-eligible Individuals served by TBRA, P-FBH, ST-TFBH, or PHP

How many HOPWA-eligible individuals continued receiving HOPWA assistance from the previous year?	80
How many individuals newly receiving HOPWA assistance came from:	
A place not meant for human habitation?	7
An emergency shelter?	0
A transitional housing facility for formerly homeless persons?	1
A permanent housing situation for formerly homeless persons?	0
A psychiatric hospital or other psychiatric facility?	0
A substance abuse facility?	8
A non-psychiatric hospital?	0
A foster care home?	0
Jail, prison, or a juvenile detention facility?	0
A rented room, apartment or house?	1
A house the individual owned?	0
Staying at someone else's house?	10
A hotel or motel paid for by the individual?	0
Any other prior living situation?	0
How many individuals newly receiving HOPWA assistance didn't report or refused to report their prior living situation?	0
How many individuals newly receiving HOPWA assistance during this program year reported a prior living situation of homelessness [place not for human habitation, emergency shelter, transitional housing]:	**8**
Also meet the definition of experiencing chronic homelessness?	0
Also were veterans?	0

Report the source(s) of cash or in-kind leveraged federal, state, local or private resources identified in either the Consolidated or Annual Plan (for formula grantees) or the grant proposal/application (for competitive grantees) and used in the delivery of the HOPWA program and the amount of leveraged dollars.

What is the amount and type of leveraged funding that was provided by any of these sources?	Funding for this Report	Was this a Housing Subsidy Assistance? Yes or No.
ESG	0	
HOME	0	
Ryan White	0	
Continuum of Care (CoC)	0	
Low-Income Housing Tax Credit	0	
Housing Choice Voucher Program	0	
Private grants	0	
In-kind resources	0	
Grantee cash	0	
Other types of private or public funding:		
Other FUNDING_1	0	
Other FUNDING_2	0	
Other FUNDING_3	0	
Other FUNDING_4	0	
Other FUNDING_5	0	
Other FUNDING_6	0	
Other FUNDING_7	0	
Other FUNDING_8	0	
Other FUNDING_9	0	
Other FUNDING_10	0	
Other FUNDING_11	0	
Other FUNDING_12	0	
Other FUNDING_13	0	
Other FUNDING_14	0	
Other FUNDING_15	0	
Program Income	**0**	
What was the amount of program income collected from resident rent payments in the program year?	0	
What was the amount of program income collected from other sources (non-resident payments) in the program year?	0	
Uses of Program Income	**0**	
What was the amount of total program income that was spent on housing assistance in the program year?	0	
What was the amount of total program income that was spent on supportive services or other non-housing costs in the program year?	0	
Rent Payments Made by HOPWA Housing Subsidy Assistance Recipients Directly to Private Landlords		
What was the amount of resident rent payment that residents paid directly to private landlords?	0	

Complete this section for all Households served with HOPWA Tenant-Based Rental Assistance (TBRA) by your organization in the reporting year.

Question	This Report
TBRA Households Served and Expenditures	
How many households were served with HOPWA TBRA assistance?	105
What were the total HOPWA funds expended for TBRA rental assistance?	253438.61
Other (Non-TBRA) Rental Assistance Households Served and Expenditures (Other Non-TBRA Rental Assistance activities must be approved in the grant agreement).	
How many total households were served with Other (non-TBRA) Rental Assistance?	0
What were the total HOPWA funds expended for Other (non-TBRA) Rental Assistance, as approved in the grant agreement?	0
Describe the Other (non-TBRA) Rental Assistance provided. (150 characters).	
TBRA Household Total (TBRA + Other)	**105**
Income Levels for Households Served by this Activity	**0**
What is the number of households with income below 30% of Area Median Income?	0
What is the number of households with income between 31% and 50% of Area Median Income?	0
What is the number of households with income between 51% and 80% of Area Median Income?	0
Sources of Income for Households Served by this Activity	
How many households accessed or maintained access to the following sources of income in the past year?	**120**
Earned Income from Employment	9
Retirement	4
SSI	40
SSDI	22
Other Welfare Assistance (Supplemental Nutrition Assistance Program, WIC, TANF, etc.)	0
Private Disability Insurance	0
Veteran's Disability Payment (service or non-service connected payment)	1
Regular contributions or gifts from organizations or persons not residing in the residence	0
Worker's Compensation	0
General Assistance (GA), or local program	0
Unemployment Insurance	2

Other Sources of Income	3
How many households maintained **no** sources of income?	39
Medical Insurance for Households Served by this Activity	
How many households accessed or maintained access to the following sources of medical insurance in the past year?	
MEDICAID Health Program or local program equivalent	39
MEDICARE Health Insurance or local program equivalent	24
Veterans Affairs Medical Services	0
AIDS Drug Assistance Program	20
State Children's Health Insurance Program (SCHIP) or	1
Ryan White-funded Medical or Dental Assistance	0
Health Outcomes for Households Served by this Activity	
How many HOPWA-eligible individuals served with TBRA this year have *ever* been prescribed Anti-Retroviral Therapy?	107
How many HOPWA-eligible persons served with TBRA have shown an improved viral load or achieved viral suppression?	100
Longevity for Households Served by this Activity	**108**
How many households have been served with TBRA for less than one year?	25
How many households have been served with TBRA for more than one year, but less than five years?	56
How many households have been served with TBRA for more than five years, but less than 10 years?	20
How many households have been served with TBRA for more than 10 years, but less than 15 years?	2
How many households have been served with TBRA for more than 15 years?	5
Housing Outcomes for Households Served by this Activity	**93**
How many households continued receiving HOPWA TBRA assistance into the next year?	68
How many households exited to other HOPWA housing programs?	2
How many households exited to other housing subsidy programs?	7
How many households exited to an emergency shelter?	4
How many households exited to private housing?	1
How many households exited to transitional housing (time limited - up to 24 months)?	0

How many households exited to an institutional arrangement expected to last less than six months?	1
How many households exited to institutional arrangement expected to last more than six months?	1
How many households exited to a jail/prison term expected to last less than six months?	0
How many households exited to a jail/prison term expected to last more than six months?	2
How many households exited to a situation that isn't transitional, but is not expected to last more than 90 days and their housing situation after those 90 days is uncertain?	2
How many households exited to a place not meant for human habitation?	0
How many households were disconnected from care?	2
How many of the HOPWA eligible individuals died?	3

Complete this section for all Households served with HOPWA Permanent Facility-Based Housing assistance by your [illegible]

There are sixty columns for facilities. If more columns are needed, please contact the HOPWA Validation Team.

[illegible]																																																						
What is the **name** of the housing facility?	Samaritan House	Villages at [illegible]																																																				
[illegible]	[illegible]	[illegible]																																																				
Was the housing facility placed into service during this program year?	No	No																																																			
For housing facilities placed into service *during this program year*, how many units were placed into service? (Do not complete if facility [illegible]	0	0	0	0	0	0	0	0	0	0	0	0	0	0	0	0	0	0	0	0	0	0	0	0	0	0	0	0	0	0	0	0	0	0	0	0	0	0	0	0	0	0	0	0	0	0	0	0	0	0	0	0	0	0
[illegible]																																																						
How many households received Permanent Facility-Based Housing [illegible]	63	4	0	0	0	0	0	0	0	0	0	0	0	0	0	0	0	0	0	0	0	0	0	0	0	0	0	0	0	0	0	0	0	0	0	0	0	0	0	0	0	0	0	0	0	0	0	0	0	0	0	0	0	0
What were the HOPWA funds expended for Permanent Facility-Based [illegible]	0	0	0	0	0	0	0	0	0	0	0	0	0	0	0	0	0	0	0	0	0	0	0	0	0	0	0	0	0	0	0	0	0	0	0	0	0	0	0	0	0	0	0	0	0	0	0	0	0	0	0	0	0	0
[illegible]																																																						
How many households received Permanent Facility-Based Housing [illegible]	63	4	0	0	0	0	0	0	0	0	0	0	0	0	0	0	0	0	0	0	0	0	0	0	0	0	0	0	0	0	0	0	0	0	0	0	0	0	0	0	0	0	0	0	0	0	0	0	0	0	0	0	0	0
What were the HOPWA funds expended for Permanent Facility-Based [illegible]	0	0	0	0	0	0	0	0	0	0	0	0	0	0	0	0	0	0	0	0	0	0	0	0	0	0	0	0	0	0	0	0	0	0	0	0	0	0	0	0	0	0	0	0	0	0	0	0	0	0	0	0	0	0
Other Housing Support – Households and Expenditures Served by [illegible]																																																						
How many households received Other types of Permanent Facility- [illegible]	0	0	0	0	0	0	0	0	0	0	0	0	0	0	0	0	0	0	0	0	0	0	0	0	0	0	0	0	0	0	0	0	0	0	0	0	0	0	0	0	0	0	0	0	0	0	0	0	0	0	0	0	0	0
What were the HOPWA funds expended for Other types of Permanent [illegible]	0	0	0	0	0	0	0	0	0	0	0	0	0	0	0	0	0	0	0	0	0	0	0	0	0	0	0	0	0	0	0	0	0	0	0	0	0	0	0	0	0	0	0	0	0	0	0	0	0	0	0	0	0	0
For households served with Other Permanent Facility-Based Housing, [illegible]																																																						
[illegible]																																																						
How many households received more than one type of PFBH for each [illegible]	0	0	0	0	0	0	0	0	0	0	0	0	0	0	0	0	0	0	0	0	0	0	0	0	0	0	0	0	0	0	0	0	0	0	0	0	0	0	0	0	0	0	0	0	0	0	0	0	0	0	0	0	0	0
[illegible]	**126**	**8**	**0**	**0**	**0**	**0**	**0**	**0**	**0**	**0**	**0**	**0**	**0**	**0**	**0**	**0**	**0**	**0**	**0**	**0**	**0**	**0**	**0**	**0**	**0**	**0**	**0**	**0**	**0**	**0**	**0**	**0**	**0**	**0**	**0**	**0**	**0**	**0**	**0**	**0**	**0**	**0**	**0**	**0**	**0**	**0**	**0**	**0**	**0**	**0**	**0**	**0**	**0**	**0**
[illegible]	**0**	**0**	**0**	**0**	**0**	**0**	**0**	**0**	**0**	**0**	**0**	**0**	**0**	**0**	**0**	**0**	**0**	**0**	**0**	**0**	**0**	**0**	**0**	**0**	**0**	**0**	**0**	**0**	**0**	**0**	**0**	**0**	**0**	**0**	**0**	**0**	**0**	**0**	**0**	**0**	**0**	**0**	**0**	**0**	**0**	**0**	**0**	**0**	**0**	**0**	**0**	**0**	**0**	**0**
What is the number of households with income below 30% of Area [illegible]	0	0	0	0	0	0	0	0	0	0	0	0	0	0	0	0	0	0	0	0	0	0	0	0	0	0	0	0	0	0	0	0	0	0	0	0	0	0	0	0	0	0	0	0	0	0	0	0	0	0	0	0	0	0
What is the number of households with income between 31% and 50% [illegible]	0	0	0	0	0	0	0	0	0	0	0	0	0	0	0	0	0	0	0	0	0	0	0	0	0	0	0	0	0	0	0	0	0	0	0	0	0	0	0	0	0	0	0	0	0	0	0	0	0	0	0	0	0	0
What is the number of households with income between 51% and 80% [illegible]	0	0	0	0	0	0	0	0	0	0	0	0	0	0	0	0	0	0	0	0	0	0	0	0	0	0	0	0	0	0	0	0	0	0	0	0	0	0	0	0	0	0	0	0	0	0	0	0	0	0	0	0	0	0
[illegible]																																																						
How many households accessed or maintained access to the following [illegible]	**67**	**4**	**0**	**0**	**0**	**0**	**0**	**0**	**0**	**0**	**0**	**0**	**0**	**0**	**0**	**0**	**0**	**0**	**0**	**0**	**0**	**0**	**0**	**0**	**0**	**0**	**0**	**0**	**0**	**0**	**0**	**0**	**0**	**0**	**0**	**0**	**0**	**0**	**0**	**0**	**0**	**0**	**0**	**0**	**0**	**0**	**0**	**0**	**0**	**0**	**0**	**0**	**0**	**0**
[illegible]	[illegible]	[illegible]	[illegible]	[illegible]	[illegible]	[illegible]	[illegible]	[illegible]	[illegible]	[illegible]	[illegible]	[illegible]	[illegible]	[illegible]	[illegible]	[illegible]	[illegible]	[illegible]	[illegible]	[illegible]	[illegible]	[illegible]	[illegible]	[illegible]	[illegible]	[illegible]	[illegible]	[illegible]	[illegible]	[illegible]	[illegible]	[illegible]	[illegible]	[illegible]	[illegible]	[illegible]	[illegible]	[illegible]	[illegible]	[illegible]	[illegible]	[illegible]	[illegible]	[illegible]	[illegible]	[illegible]	[illegible]	[illegible]	[illegible]	[illegible]	[illegible]	[illegible]	[illegible]	[illegible]
[illegible]	[illegible]	[illegible]	[illegible]	[illegible]	[illegible]	[illegible]	[illegible]	[illegible]	[illegible]	[illegible]	[illegible]	[illegible]	[illegible]	[illegible]	[illegible]	[illegible]	[illegible]	[illegible]	[illegible]	[illegible]	[illegible]	[illegible]	[illegible]	[illegible]	[illegible]	[illegible]	[illegible]	[illegible]	[illegible]	[illegible]	[illegible]	[illegible]	[illegible]	[illegible]	[illegible]	[illegible]	[illegible]	[illegible]	[illegible]	[illegible]	[illegible]	[illegible]	[illegible]	[illegible]	[illegible]	[illegible]	[illegible]	[illegible]	[illegible]	[illegible]	[illegible]	[illegible]	[illegible]	[illegible]
[illegible]	[illegible]	[illegible]	[illegible]	[illegible]	[illegible]	[illegible]	[illegible]	[illegible]	[illegible]	[illegible]	[illegible]	[illegible]	[illegible]	[illegible]	[illegible]	[illegible]	[illegible]	[illegible]	[illegible]	[illegible]	[illegible]	[illegible]	[illegible]	[illegible]	[illegible]	[illegible]	[illegible]	[illegible]	[illegible]	[illegible]	[illegible]	[illegible]	[illegible]	[illegible]	[illegible]	[illegible]	[illegible]	[illegible]	[illegible]	[illegible]	[illegible]	[illegible]	[illegible]	[illegible]	[illegible]	[illegible]	[illegible]	[illegible]	[illegible]	[illegible]	[illegible]	[illegible]	[illegible]	[illegible]
[illegible]	[illegible]	[illegible]	[illegible]	[illegible]	[illegible]	[illegible]	[illegible]	[illegible]	[illegible]	[illegible]	[illegible]	[illegible]	[illegible]	[illegible]	[illegible]	[illegible]	[illegible]	[illegible]	[illegible]	[illegible]	[illegible]	[illegible]	[illegible]	[illegible]	[illegible]	[illegible]	[illegible]	[illegible]	[illegible]	[illegible]	[illegible]	[illegible]	[illegible]	[illegible]	[illegible]	[illegible]	[illegible]	[illegible]	[illegible]	[illegible]	[illegible]	[illegible]	[illegible]	[illegible]	[illegible]	[illegible]	[illegible]	[illegible]	[illegible]	[illegible]	[illegible]	[illegible]	[illegible]	[illegible]
Other Welfare Assistance (Supplemental Nutrition [illegible]	1	0	0	0	0	0	0	0	0	0	0	0	0	0	0	0	0	0	0	0	0	0	0	0	0	0	0	0	0	0	0	0	0	0	0	0	0	0	0	0	0	0	0	0	0	0	0	0	0	0	0	0	0	0
[illegible]	[illegible]	[illegible]	[illegible]	[illegible]	[illegible]	[illegible]	[illegible]	[illegible]	[illegible]	[illegible]	[illegible]	[illegible]	[illegible]	[illegible]	[illegible]	[illegible]	[illegible]	[illegible]	[illegible]	[illegible]	[illegible]	[illegible]	[illegible]	[illegible]	[illegible]	[illegible]	[illegible]	[illegible]	[illegible]	[illegible]	[illegible]	[illegible]	[illegible]	[illegible]	[illegible]	[illegible]	[illegible]	[illegible]	[illegible]	[illegible]	[illegible]	[illegible]	[illegible]	[illegible]	[illegible]	[illegible]	[illegible]	[illegible]	[illegible]	[illegible]	[illegible]	[illegible]	[illegible]	[illegible]
Veteran's Disability Payment (service or non-service [illegible]	1	0	0	0	0	0	0	0	0	0	0	0	0	0	0	0	0	0	0	0	0	0	0	0	0	0	0	0	0	0	0	0	0	0	0	0	0	0	0	0	0	0	0	0	0	0	0	0	0	0	0	0	0	0
Regular contributions or gifts from organizations or [illegible]	0	0	0	0	0	0	0	0	0	0	0	0	0	0	0	0	0	0	0	0	0	0	0	0	0	0	0	0	0	0	0	0	0	0	0	0	0	0	0	0	0	0	0	0	0	0	0	0	0	0	0	0	0	0
[illegible]	[illegible]	[illegible]	[illegible]	[illegible]	[illegible]	[illegible]	[illegible]	[illegible]	[illegible]	[illegible]	[illegible]	[illegible]	[illegible]	[illegible]	[illegible]	[illegible]	[illegible]	[illegible]	[illegible]	[illegible]	[illegible]	[illegible]	[illegible]	[illegible]	[illegible]	[illegible]	[illegible]	[illegible]	[illegible]	[illegible]	[illegible]	[illegible]	[illegible]	[illegible]	[illegible]	[illegible]	[illegible]	[illegible]	[illegible]	[illegible]	[illegible]	[illegible]	[illegible]	[illegible]	[illegible]	[illegible]	[illegible]	[illegible]	[illegible]	[illegible]	[illegible]	[illegible]	[illegible]	[illegible]
[illegible]	[illegible]	[illegible]	[illegible]	[illegible]	[illegible]	[illegible]	[illegible]	[illegible]	[illegible]	[illegible]	[illegible]	[illegible]	[illegible]	[illegible]	[illegible]	[illegible]	[illegible]	[illegible]	[illegible]	[illegible]	[illegible]	[illegible]	[illegible]	[illegible]	[illegible]	[illegible]	[illegible]	[illegible]	[illegible]	[illegible]	[illegible]	[illegible]	[illegible]	[illegible]	[illegible]	[illegible]	[illegible]	[illegible]	[illegible]	[illegible]	[illegible]	[illegible]	[illegible]	[illegible]	[illegible]	[illegible]	[illegible]	[illegible]	[illegible]	[illegible]	[illegible]	[illegible]	[illegible]	[illegible]
[illegible]	[illegible]	[illegible]	[illegible]	[illegible]	[illegible]	[illegible]	[illegible]	[illegible]	[illegible]	[illegible]	[illegible]	[illegible]	[illegible]	[illegible]	[illegible]	[illegible]	[illegible]	[illegible]	[illegible]	[illegible]	[illegible]	[illegible]	[illegible]	[illegible]	[illegible]	[illegible]	[illegible]	[illegible]	[illegible]	[illegible]	[illegible]	[illegible]	[illegible]	[illegible]	[illegible]	[illegible]	[illegible]	[illegible]	[illegible]	[illegible]	[illegible]	[illegible]	[illegible]	[illegible]	[illegible]	[illegible]	[illegible]	[illegible]	[illegible]	[illegible]	[illegible]	[illegible]	[illegible]	[illegible]
[illegible]	[illegible]	[illegible]	[illegible]	[illegible]	[illegible]	[illegible]	[illegible]	[illegible]	[illegible]	[illegible]	[illegible]	[illegible]	[illegible]	[illegible]	[illegible]	[illegible]	[illegible]	[illegible]	[illegible]	[illegible]	[illegible]	[illegible]	[illegible]	[illegible]	[illegible]	[illegible]	[illegible]	[illegible]	[illegible]	[illegible]	[illegible]	[illegible]	[illegible]	[illegible]	[illegible]	[illegible]	[illegible]	[illegible]	[illegible]	[illegible]	[illegible]	[illegible]	[illegible]	[illegible]	[illegible]	[illegible]	[illegible]	[illegible]	[illegible]	[illegible]	[illegible]	[illegible]	[illegible]	[illegible]
[illegible]	[illegible]	[illegible]	[illegible]	[illegible]	[illegible]	[illegible]	[illegible]	[illegible]	[illegible]	[illegible]	[illegible]	[illegible]	[illegible]	[illegible]	[illegible]	[illegible]	[illegible]	[illegible]	[illegible]	[illegible]	[illegible]	[illegible]	[illegible]	[illegible]	[illegible]	[illegible]	[illegible]	[illegible]	[illegible]	[illegible]	[illegible]	[illegible]	[illegible]	[illegible]	[illegible]	[illegible]	[illegible]	[illegible]	[illegible]	[illegible]	[illegible]	[illegible]	[illegible]	[illegible]	[illegible]	[illegible]	[illegible]	[illegible]	[illegible]	[illegible]	[illegible]	[illegible]	[illegible]	[illegible]
[illegible]																																																						
How many households accessed or maintained access to the following [illegible]																																																						
[illegible]	[illegible]	[illegible]	[illegible]	[illegible]	[illegible]	[illegible]	[illegible]	[illegible]	[illegible]	[illegible]	[illegible]	[illegible]	[illegible]	[illegible]	[illegible]	[illegible]	[illegible]	[illegible]	[illegible]	[illegible]	[illegible]	[illegible]	[illegible]	[illegible]	[illegible]	[illegible]	[illegible]	[illegible]	[illegible]	[illegible]	[illegible]	[illegible]	[illegible]	[illegible]	[illegible]	[illegible]	[illegible]	[illegible]	[illegible]	[illegible]	[illegible]	[illegible]	[illegible]	[illegible]	[illegible]	[illegible]	[illegible]	[illegible]	[illegible]	[illegible]	[illegible]	[illegible]	[illegible]	[illegible]
[illegible]	[illegible]	[illegible]	[illegible]	[illegible]	[illegible]	[illegible]	[illegible]	[illegible]	[illegible]	[illegible]	[illegible]	[illegible]	[illegible]	[illegible]	[illegible]	[illegible]	[illegible]	[illegible]	[illegible]	[illegible]	[illegible]	[illegible]	[illegible]	[illegible]	[illegible]	[illegible]	[illegible]	[illegible]	[illegible]	[illegible]	[illegible]	[illegible]	[illegible]	[illegible]	[illegible]	[illegible]	[illegible]	[illegible]	[illegible]	[illegible]	[illegible]	[illegible]	[illegible]	[illegible]	[illegible]	[illegible]	[illegible]	[illegible]	[illegible]	[illegible]	[illegible]	[illegible]	[illegible]	[illegible]
[illegible]	[illegible]	[illegible]	[illegible]	[illegible]	[illegible]	[illegible]	[illegible]	[illegible]	[illegible]	[illegible]	[illegible]	[illegible]	[illegible]	[illegible]	[illegible]	[illegible]	[illegible]	[illegible]	[illegible]	[illegible]	[illegible]	[illegible]	[illegible]	[illegible]	[illegible]	[illegible]	[illegible]	[illegible]	[illegible]	[illegible]	[illegible]	[illegible]	[illegible]	[illegible]	[illegible]	[illegible]	[illegible]	[illegible]	[illegible]	[illegible]	[illegible]	[illegible]	[illegible]	[illegible]	[illegible]	[illegible]	[illegible]	[illegible]	[illegible]	[illegible]	[illegible]	[illegible]	[illegible]	[illegible]
[illegible]	[illegible]	[illegible]	[illegible]	[illegible]	[illegible]	[illegible]	[illegible]	[illegible]	[illegible]	[illegible]	[illegible]	[illegible]	[illegible]	[illegible]	[illegible]	[illegible]	[illegible]	[illegible]	[illegible]	[illegible]	[illegible]	[illegible]	[illegible]	[illegible]	[illegible]	[illegible]	[illegible]	[illegible]	[illegible]	[illegible]	[illegible]	[illegible]	[illegible]	[illegible]	[illegible]	[illegible]	[illegible]	[illegible]	[illegible]	[illegible]	[illegible]	[illegible]	[illegible]	[illegible]	[illegible]	[illegible]	[illegible]	[illegible]	[illegible]	[illegible]	[illegible]	[illegible]	[illegible]	[illegible]
State Children's Health Insurance Program (SCHIP) or [illegible]	0	0	0	0	0	0	0	0	0	0	0	0	0	0	0	0	0	0	0	0	0	0	0	0	0	0	0	0	0	0	0	0	0	0	0	0	0	0	0	0	0	0	0	0	0	0	0	0	0	0	0	0	0	0
[illegible]	[illegible]	[illegible]	[illegible]	[illegible]	[illegible]	[illegible]	[illegible]	[illegible]	[illegible]	[illegible]	[illegible]	[illegible]	[illegible]	[illegible]	[illegible]	[illegible]	[illegible]	[illegible]	[illegible]	[illegible]	[illegible]	[illegible]	[illegible]	[illegible]	[illegible]	[illegible]	[illegible]	[illegible]	[illegible]	[illegible]	[illegible]	[illegible]	[illegible]	[illegible]	[illegible]	[illegible]	[illegible]	[illegible]	[illegible]	[illegible]	[illegible]	[illegible]	[illegible]	[illegible]	[illegible]	[illegible]	[illegible]	[illegible]	[illegible]	[illegible]	[illegible]	[illegible]	[illegible]	[illegible]
[illegible]	**63**	**4**	**0**	**0**	**0**	**0**	**0**	**0**	**0**	**0**	**0**	**0**	**0**	**0**	**0**	**0**	**0**	**0**	**0**	**0**	**0**	**0**	**0**	**0**	**0**	**0**	**0**	**0**	**0**	**0**	**0**	**0**	**0**	**0**	**0**	**0**	**0**	**0**	**0**	**0**	**0**	**0**	**0**	**0**	**0**	**0**	**0**	**0**	**0**	**0**	**0**	**0**	**0**	**0**
How many households have been served by permanent facility-based [illegible]	24	0	0	0	0	0	0	0	0	0	0	0	0	0	0	0	0	0	0	0	0	0	0	0	0	0	0	0	0	0	0	0	0	0	0	0	0	0	0	0	0	0	0	0	0	0	0	0	0	0	0	0	0	0
How many households have been served by permanent facility-based [illegible]	30	1	0	0	0	0	0	0	0	0	0	0	0	0	0	0	0	0	0	0	0	0	0	0	0	0	0	0	0	0	0	0	0	0	0	0	0	0	0	0	0	0	0	0	0	0	0	0	0	0	0	0	0	0
How many households have been served by permanent facility-based [illegible]	7	1	0	0	0	0	0	0	0	0	0	0	0	0	0	0	0	0	0	0	0	0	0	0	0	0	0	0	0	0	0	0	0	0	0	0	0	0	0	0	0	0	0	0	0	0	0	0	0	0	0	0	0	0
How many households have been served by permanent facility-based [illegible]	2	0	0	0	0	0	0	0	0	0	0	0	0	0	0	0	0	0	0	0	0	0	0	0	0	0	0	0	0	0	0	0	0	0	0	0	0	0	0	0	0	0	0	0	0	0	0	0	0	0	0	0	0	0
How many households have been served by permanent facility-based [illegible]	0	2	0	0	0	0	0	0	0	0	0	0	0	0	0	0	0	0	0	0	0	0	0	0	0	0	0	0	0	0	0	0	0	0	0	0	0	0	0	0	0	0	0	0	0	0	0	0	0	0	0	0	0	0
[illegible]																																																						
How many HOPWA-eligible individuals served with PFBH this year have [illegible]	0	0	0	0	0	0	0	0	0	0	0	0	0	0	0	0	0	0	0	0	0	0	0	0	0	0	0	0	0	0	0	0	0	0	0	0	0	0	0	0	0	0	0	0	0	0	0	0	0	0	0	0	0	0
How many HOPWA-eligible persons served with PFBH have shown an [illegible]	0	0	0	0	0	0	0	0	0	0	0	0	0	0	0	0	0	0	0	0	0	0	0	0	0	0	0	0	0	0	0	0	0	0	0	0	0	0	0	0	0	0	0	0	0	0	0	0	0	0	0	0	0	0
[illegible]	**55**	**5**	**0**	**0**	**0**	**0**	**0**	**0**	**0**	**0**	**0**	**0**	**0**	**0**	**0**	**0**	**0**	**0**	**0**	**0**	**0**	**0**	**0**	**0**	**0**	**0**	**0**	**0**	**0**	**0**	**0**	**0**	**0**	**0**	**0**	**0**	**0**	**0**	**0**	**0**	**0**	**0**	**0**	**0**	**0**	**0**	**0**	**0**	**0**	**0**	**0**	**0**	**0**	**0**
How many households continued receiving this type of HOPWA [illegible]	40	1	0	0	0	0	0	0	0	0	0	0	0	0	0	0	0	0	0	0	0	0	0	0	0	0	0	0	0	0	0	0	0	0	0	0	0	0	0	0	0	0	0	0	0	0	0	0	0	0	0	0	0	0
[illegible]	[illegible]	[illegible]	[illegible]	[illegible]	[illegible]	[illegible]	[illegible]	[illegible]	[illegible]	[illegible]	[illegible]	[illegible]	[illegible]	[illegible]	[illegible]	[illegible]	[illegible]	[illegible]	[illegible]	[illegible]	[illegible]	[illegible]	[illegible]	[illegible]	[illegible]	[illegible]	[illegible]	[illegible]	[illegible]	[illegible]	[illegible]	[illegible]	[illegible]	[illegible]	[illegible]	[illegible]	[illegible]	[illegible]	[illegible]	[illegible]	[illegible]	[illegible]	[illegible]	[illegible]	[illegible]	[illegible]	[illegible]	[illegible]	[illegible]	[illegible]	[illegible]	[illegible]	[illegible]	[illegible]
[illegible]	[illegible]	[illegible]	[illegible]	[illegible]	[illegible]	[illegible]	[illegible]	[illegible]	[illegible]	[illegible]	[illegible]	[illegible]	[illegible]	[illegible]	[illegible]	[illegible]	[illegible]	[illegible]	[illegible]	[illegible]	[illegible]	[illegible]	[illegible]	[illegible]	[illegible]	[illegible]	[illegible]	[illegible]	[illegible]	[illegible]	[illegible]	[illegible]	[illegible]	[illegible]	[illegible]	[illegible]	[illegible]	[illegible]	[illegible]	[illegible]	[illegible]	[illegible]	[illegible]	[illegible]	[illegible]	[illegible]	[illegible]	[illegible]	[illegible]	[illegible]	[illegible]	[illegible]	[illegible]	[illegible]
[illegible]	[illegible]	[illegible]	[illegible]	[illegible]	[illegible]	[illegible]	[illegible]	[illegible]	[illegible]	[illegible]	[illegible]	[illegible]	[illegible]	[illegible]	[illegible]	[illegible]	[illegible]	[illegible]	[illegible]	[illegible]	[illegible]	[illegible]	[illegible]	[illegible]	[illegible]	[illegible]	[illegible]	[illegible]	[illegible]	[illegible]	[illegible]	[illegible]	[illegible]	[illegible]	[illegible]	[illegible]	[illegible]	[illegible]	[illegible]	[illegible]	[illegible]	[illegible]	[illegible]	[illegible]	[illegible]	[illegible]	[illegible]	[illegible]	[illegible]	[illegible]	[illegible]	[illegible]	[illegible]	[illegible]
[illegible]	[illegible]	[illegible]	[illegible]	[illegible]	[illegible]	[illegible]	[illegible]	[illegible]	[illegible]	[illegible]	[illegible]	[illegible]	[illegible]	[illegible]	[illegible]	[illegible]	[illegible]	[illegible]	[illegible]	[illegible]	[illegible]	[illegible]	[illegible]	[illegible]	[illegible]	[illegible]	[illegible]	[illegible]	[illegible]	[illegible]	[illegible]	[illegible]	[illegible]	[illegible]	[illegible]	[illegible]	[illegible]	[illegible]	[illegible]	[illegible]	[illegible]	[illegible]	[illegible]	[illegible]	[illegible]	[illegible]	[illegible]	[illegible]	[illegible]	[illegible]	[illegible]	[illegible]	[illegible]	[illegible]
How many households exited to transitional housing (time limited - up [illegible]	0	0	0	0	0	0	0	0	0	0	0	0	0	0	0	0	0	0	0	0	0	0	0	0	0	0	0	0	0	0	0	0	0	0	0	0	0	0	0	0	0	0	0	0	0	0	0	0	0	0	0	0	0	0
How many households exited to institutional arrangement expected to [illegible]	0	0	0	0	0	0	0	0	0	0	0	0	0	0	0	0	0	0	0	0	0	0	0	0	0	0	0	0	0	0	0	0	0	0	0	0	0	0	0	0	0	0	0	0	0	0	0	0	0	0	0	0	0	0
How many households exited to institutional arrangement expected to [illegible]	1	0	0	0	0	0	0	0	0	0	0	0	0	0	0	0	0	0	0	0	0	0	0	0	0	0	0	0	0	0	0	0	0	0	0	0	0	0	0	0	0	0	0	0	0	0	0	0	0	0	0	0	0	0
How many households exited to a jail/prison term expected to last less [illegible]	0	0	0	0	0	0	0	0	0	0	0	0	0	0	0	0	0	0	0	0	0	0	0	0	0	0	0	0	0	0	0	0	0	0	0	0	0	0	0	0	0	0	0	0	0	0	0	0	0	0	0	0	0	0
How many households exited to a jail/prison term expected to last [illegible]	1	0	0	0	0	0	0	0	0	0	0	0	0	0	0	0	0	0	0	0	0	0	0	0	0	0	0	0	0	0	0	0	0	0	0	0	0	0	0	0	0	0	0	0	0	0	0	0	0	0	0	0	0	0
How many households exited to a situation that isn't transitional, but is not expected to last more than 90 days and their housing situation [illegible]	2	0	0	0	0	0	0	0	0	0	0	0	0	0	0	0	0	0	0	0	0	0	0	0	0	0	0	0	0	0	0	0	0	0	0	0	0	0	0	0	0	0	0	0	0	0	0	0	0	0	0	0	0	0
How many households exited to a place not meant for human [illegible]	0	0	0	0	0	0	0	0	0	0	0	0	0	0	0	0	0	0	0	0	0	0	0	0	0	0	0	0	0	0	0	0	0	0	0	0	0	0	0	0	0	0	0	0	0	0	0	0	0	0	0	0	0	0
[illegible]	[illegible]	[illegible]	[illegible]	[illegible]	[illegible]	[illegible]	[illegible]	[illegible]	[illegible]	[illegible]	[illegible]	[illegible]	[illegible]	[illegible]	[illegible]	[illegible]	[illegible]	[illegible]	[illegible]	[illegible]	[illegible]	[illegible]	[illegible]	[illegible]	[illegible]	[illegible]	[illegible]	[illegible]	[illegible]	[illegible]	[illegible]	[illegible]	[illegible]	[illegible]	[illegible]	[illegible]	[illegible]	[illegible]	[illegible]	[illegible]	[illegible]	[illegible]	[illegible]	[illegible]	[illegible]	[illegible]	[illegible]	[illegible]	[illegible]	[illegible]	[illegible]	[illegible]	[illegible]	[illegible]
[illegible]	[illegible]	[illegible]	[illegible]	[illegible]	[illegible]	[illegible]	[illegible]	[illegible]	[illegible]	[illegible]	[illegible]	[illegible]	[illegible]	[illegible]	[illegible]	[illegible]	[illegible]	[illegible]	[illegible]	[illegible]	[illegible]	[illegible]	[illegible]	[illegible]	[illegible]	[illegible]	[illegible]	[illegible]	[illegible]	[illegible]	[illegible]	[illegible]	[illegible]	[illegible]	[illegible]	[illegible]	[illegible]	[illegible]	[illegible]	[illegible]	[illegible]	[illegible]	[illegible]	[illegible]	[illegible]	[illegible]	[illegible]	[illegible]	[illegible]	[illegible]	[illegible]	[illegible]	[illegible]	[illegible]

Complete this section for Facilities, Households served with HOPWA Short-Term or Transitional Facility-Based Housing assistance by your organization in the reporting year.
Examples include Short-Term and Transitional Housing Types, Facility Based Housing with a tenure of fewer than 24 months, short-term

There are sixty columns for facilities. If more columns are needed, please contact the HOPWA Validation Team.

	[illegible]	[illegible]	[illegible]	[illegible]	[illegible]	[illegible]	[illegible]	[illegible]	[illegible]	[illegible]	[illegible]	[illegible]	[illegible]	[illegible]	[illegible]	[illegible]	[illegible]	[illegible]	[illegible]	[illegible]	[illegible]	[illegible]	[illegible]	[illegible]	[illegible]	[illegible]	[illegible]	[illegible]	[illegible]	[illegible]	[illegible]	[illegible]	[illegible]	[illegible]	[illegible]	[illegible]	[illegible]	[illegible]	[illegible]	[illegible]	[illegible]	[illegible]	[illegible]	[illegible]	[illegible]
[illegible]																																													
What is the name of the housing facility?																																													
[illegible]																																													
Was the housing facility placed into service during this program year? **Yes or No**																																													
For housing facilities placed into service *during this program year*, how many units were placed into service? **[Do not complete if facility placed in service in prior year.]**	0	0	0	0	0	0	0	0	0	0	0	0	0	0	0	0	0	0	0	0	0	0	0	0	0	0	0	0	0	0	0	0	0	0	0	0	0	0	0	0	0	0	0	0	0
[illegible]																																													
How many households received Transitional/Short-Term Facility-Based Housing Leasing support for each facility?	0	0	0	0	0	0	0	0	0	0	0	0	0	0	0	0	0	0	0	0	0	0	0	0	0	0	0	0	0	0	0	0	0	0	0	0	0	0	0	0	0	0	0	0	0
What were the HOPWA funds expended for Transitional/Short-Term	0	0	0	0	0	0	0	0	0	0	0	0	0	0	0	0	0	0	0	0	0	0	0	0	0	0	0	0	0	0	0	0	0	0	0	0	0	0	0	0	0	0	0	0	0
Operating -- Households and Expenditures Served by this Activity																																													
How many households received Transitional/Short-Term Facility-Based	0	0	0	0	0	0	0	0	0	0	0	0	0	0	0	0	0	0	0	0	0	0	0	0	0	0	0	0	0	0	0	0	0	0	0	0	0	0	0	0	0	0	0	0	0
What were the HOPWA funds expended for Transitional/Short-Term	0	0	0	0	0	0	0	0	0	0	0	0	0	0	0	0	0	0	0	0	0	0	0	0	0	0	0	0	0	0	0	0	0	0	0	0	0	0	0	0	0	0	0	0	0
[illegible]																																													
[illegible]	[illegible]	[illegible]	[illegible]	[illegible]	[illegible]	[illegible]	[illegible]	[illegible]	[illegible]	[illegible]	[illegible]	[illegible]	[illegible]	[illegible]	[illegible]	[illegible]	[illegible]	[illegible]	[illegible]	[illegible]	[illegible]	[illegible]	[illegible]	[illegible]	[illegible]	[illegible]	[illegible]	[illegible]	[illegible]	[illegible]	[illegible]	[illegible]	[illegible]	[illegible]	[illegible]	[illegible]	[illegible]	[illegible]	[illegible]	[illegible]	[illegible]	[illegible]	[illegible]	[illegible]	[illegible]
What were the HOPWA funds expended for Hotel-Motel Costs for each	0	0	0	0	0	0	0	0	0	0	0	0	0	0	0	0	0	0	0	0	0	0	0	0	0	0	0	0	0	0	0	0	0	0	0	0	0	0	0	0	0	0	0	0	0
Other Housing Support -- Households and Expenditures Served by this Activity																																													
How many households received Other types of Transitional/Short-Term	0	0	0	0	0	0	0	0	0	0	0	0	0	0	0	0	0	0	0	0	0	0	0	0	0	0	0	0	0	0	0	0	0	0	0	0	0	0	0	0	0	0	0	0	0
What were the HOPWA funds expended for Other types of	0	0	0	0	0	0	0	0	0	0	0	0	0	0	0	0	0	0	0	0	0	0	0	0	0	0	0	0	0	0	0	0	0	0	0	0	0	0	0	0	0	0	0	0	0
For households served with Other Transitional/Short-Term Facility-Based Housing, what type of service were they provided? (150 characters)																																													
[illegible]																																													
How many households received more than one type of ST-TFBH for each	0	0	0	0	0	0	0	0	0	0	0	0	0	0	0	0	0	0	0	0	0	0	0	0	0	0	0	0	0	0	0	0	0	0	0	0	0	0	0	0	0	0	0	0	0
[illegible]	0	0	0	0	0	0	0	0	0	0	0	0	0	0	0	0	0	0	0	0	0	0	0	0	0	0	0	0	0	0	0	0	0	0	0	0	0	0	0	0	0	0	0	0	0
Income Levels for Households Served by this Activity	0	0	0	0	0	0	0	0	0	0	0	0	0	0	0	0	0	0	0	0	0	0	0	0	0	0	0	0	0	0	0	0	0	0	0	0	0	0	0	0	0	0	0	0	0
What is the number of households with income below 30% of Area	0	0	0	0	0	0	0	0	0	0	0	0	0	0	0	0	0	0	0	0	0	0	0	0	0	0	0	0	0	0	0	0	0	0	0	0	0	0	0	0	0	0	0	0	0
What is the number of households with income between 31% and 50%	0	0	0	0	0	0	0	0	0	0	0	0	0	0	0	0	0	0	0	0	0	0	0	0	0	0	0	0	0	0	0	0	0	0	0	0	0	0	0	0	0	0	0	0	0
What is the number of households with income between 51% and 80%	0	0	0	0	0	0	0	0	0	0	0	0	0	0	0	0	0	0	0	0	0	0	0	0	0	0	0	0	0	0	0	0	0	0	0	0	0	0	0	0	0	0	0	0	0
Sources of Income for Households Served by this Activity																																													
How many households accessed or maintained access to the following	0	0	0	0	0	0	0	0	0	0	0	0	0	0	0	0	0	0	0	0	0	0	0	0	0	0	0	0	0	0	0	0	0	0	0	0	0	0	0	0	0	0	0	0	0
Earned Income from Employment	[illegible]	[illegible]	[illegible]	[illegible]	[illegible]	[illegible]	[illegible]	[illegible]	[illegible]	[illegible]	[illegible]	[illegible]	[illegible]	[illegible]	[illegible]	[illegible]	[illegible]	[illegible]	[illegible]	[illegible]	[illegible]	[illegible]	[illegible]	[illegible]	[illegible]	[illegible]	[illegible]	[illegible]	[illegible]	[illegible]	[illegible]	[illegible]	[illegible]	[illegible]	[illegible]	[illegible]	[illegible]	[illegible]	[illegible]	[illegible]	[illegible]	[illegible]	[illegible]	[illegible]	[illegible]
[illegible]	[illegible]	[illegible]	[illegible]	[illegible]	[illegible]	[illegible]	[illegible]	[illegible]	[illegible]	[illegible]	[illegible]	[illegible]	[illegible]	[illegible]	[illegible]	[illegible]	[illegible]	[illegible]	[illegible]	[illegible]	[illegible]	[illegible]	[illegible]	[illegible]	[illegible]	[illegible]	[illegible]	[illegible]	[illegible]	[illegible]	[illegible]	[illegible]	[illegible]	[illegible]	[illegible]	[illegible]	[illegible]	[illegible]	[illegible]	[illegible]	[illegible]	[illegible]	[illegible]	[illegible]	[illegible]
[illegible]	[illegible]	[illegible]	[illegible]	[illegible]	[illegible]	[illegible]	[illegible]	[illegible]	[illegible]	[illegible]	[illegible]	[illegible]	[illegible]	[illegible]	[illegible]	[illegible]	[illegible]	[illegible]	[illegible]	[illegible]	[illegible]	[illegible]	[illegible]	[illegible]	[illegible]	[illegible]	[illegible]	[illegible]	[illegible]	[illegible]	[illegible]	[illegible]	[illegible]	[illegible]	[illegible]	[illegible]	[illegible]	[illegible]	[illegible]	[illegible]	[illegible]	[illegible]	[illegible]	[illegible]	[illegible]
[illegible]	[illegible]	[illegible]	[illegible]	[illegible]	[illegible]	[illegible]	[illegible]	[illegible]	[illegible]	[illegible]	[illegible]	[illegible]	[illegible]	[illegible]	[illegible]	[illegible]	[illegible]	[illegible]	[illegible]	[illegible]	[illegible]	[illegible]	[illegible]	[illegible]	[illegible]	[illegible]	[illegible]	[illegible]	[illegible]	[illegible]	[illegible]	[illegible]	[illegible]	[illegible]	[illegible]	[illegible]	[illegible]	[illegible]	[illegible]	[illegible]	[illegible]	[illegible]	[illegible]	[illegible]	[illegible]
Other Welfare Assistance (Supplemental Nutrition	0	0	0	0	0	0	0	0	0	0	0	0	0	0	0	0	0	0	0	0	0	0	0	0	0	0	0	0	0	0	0	0	0	0	0	0	0	0	0	0	0	0	0	0	0
Private Disability Insurance	[illegible]	[illegible]	[illegible]	[illegible]	[illegible]	[illegible]	[illegible]	[illegible]	[illegible]	[illegible]	[illegible]	[illegible]	[illegible]	[illegible]	[illegible]	[illegible]	[illegible]	[illegible]	[illegible]	[illegible]	[illegible]	[illegible]	[illegible]	[illegible]	[illegible]	[illegible]	[illegible]	[illegible]	[illegible]	[illegible]	[illegible]	[illegible]	[illegible]	[illegible]	[illegible]	[illegible]	[illegible]	[illegible]	[illegible]	[illegible]	[illegible]	[illegible]	[illegible]	[illegible]	[illegible]
[illegible]	[illegible]	[illegible]	[illegible]	[illegible]	[illegible]	[illegible]	[illegible]	[illegible]	[illegible]	[illegible]	[illegible]	[illegible]	[illegible]	[illegible]	[illegible]	[illegible]	[illegible]	[illegible]	[illegible]	[illegible]	[illegible]	[illegible]	[illegible]	[illegible]	[illegible]	[illegible]	[illegible]	[illegible]	[illegible]	[illegible]	[illegible]	[illegible]	[illegible]	[illegible]	[illegible]	[illegible]	[illegible]	[illegible]	[illegible]	[illegible]	[illegible]	[illegible]	[illegible]	[illegible]	[illegible]
Regular contributions or gifts from organizations or	0	0	0	0	0	0	0	0	0	0	0	0	0	0	0	0	0	0	0	0	0	0	0	0	0	0	0	0	0	0	0	0	0	0	0	0	0	0	0	0	0	0	0	0	0
[illegible]	[illegible]	[illegible]	[illegible]	[illegible]	[illegible]	[illegible]	[illegible]	[illegible]	[illegible]	[illegible]	[illegible]	[illegible]	[illegible]	[illegible]	[illegible]	[illegible]	[illegible]	[illegible]	[illegible]	[illegible]	[illegible]	[illegible]	[illegible]	[illegible]	[illegible]	[illegible]	[illegible]	[illegible]	[illegible]	[illegible]	[illegible]	[illegible]	[illegible]	[illegible]	[illegible]	[illegible]	[illegible]	[illegible]	[illegible]	[illegible]	[illegible]	[illegible]	[illegible]	[illegible]	[illegible]
[illegible]	[illegible]	[illegible]	[illegible]	[illegible]	[illegible]	[illegible]	[illegible]	[illegible]	[illegible]	[illegible]	[illegible]	[illegible]	[illegible]	[illegible]	[illegible]	[illegible]	[illegible]	[illegible]	[illegible]	[illegible]	[illegible]	[illegible]	[illegible]	[illegible]	[illegible]	[illegible]	[illegible]	[illegible]	[illegible]	[illegible]	[illegible]	[illegible]	[illegible]	[illegible]	[illegible]	[illegible]	[illegible]	[illegible]	[illegible]	[illegible]	[illegible]	[illegible]	[illegible]	[illegible]	[illegible]
Unemployment Insurance	[illegible]	[illegible]	[illegible]	[illegible]	[illegible]	[illegible]	[illegible]	[illegible]	[illegible]	[illegible]	[illegible]	[illegible]	[illegible]	[illegible]	[illegible]	[illegible]	[illegible]	[illegible]	[illegible]	[illegible]	[illegible]	[illegible]	[illegible]	[illegible]	[illegible]	[illegible]	[illegible]	[illegible]	[illegible]	[illegible]	[illegible]	[illegible]	[illegible]	[illegible]	[illegible]	[illegible]	[illegible]	[illegible]	[illegible]	[illegible]	[illegible]	[illegible]	[illegible]	[illegible]	[illegible]
[illegible]	[illegible]	[illegible]	[illegible]	[illegible]	[illegible]	[illegible]	[illegible]	[illegible]	[illegible]	[illegible]	[illegible]	[illegible]	[illegible]	[illegible]	[illegible]	[illegible]	[illegible]	[illegible]	[illegible]	[illegible]	[illegible]	[illegible]	[illegible]	[illegible]	[illegible]	[illegible]	[illegible]	[illegible]	[illegible]	[illegible]	[illegible]	[illegible]	[illegible]	[illegible]	[illegible]	[illegible]	[illegible]	[illegible]	[illegible]	[illegible]	[illegible]	[illegible]	[illegible]	[illegible]	[illegible]
[illegible]	[illegible]	[illegible]	[illegible]	[illegible]	[illegible]	[illegible]	[illegible]	[illegible]	[illegible]	[illegible]	[illegible]	[illegible]	[illegible]	[illegible]	[illegible]	[illegible]	[illegible]	[illegible]	[illegible]	[illegible]	[illegible]	[illegible]	[illegible]	[illegible]	[illegible]	[illegible]	[illegible]	[illegible]	[illegible]	[illegible]	[illegible]	[illegible]	[illegible]	[illegible]	[illegible]	[illegible]	[illegible]	[illegible]	[illegible]	[illegible]	[illegible]	[illegible]	[illegible]	[illegible]	[illegible]
[illegible]																																													
How many households accessed or maintained access to the following																																													
[illegible]	[illegible]	[illegible]	[illegible]	[illegible]	[illegible]	[illegible]	[illegible]	[illegible]	[illegible]	[illegible]	[illegible]	[illegible]	[illegible]	[illegible]	[illegible]	[illegible]	[illegible]	[illegible]	[illegible]	[illegible]	[illegible]	[illegible]	[illegible]	[illegible]	[illegible]	[illegible]	[illegible]	[illegible]	[illegible]	[illegible]	[illegible]	[illegible]	[illegible]	[illegible]	[illegible]	[illegible]	[illegible]	[illegible]	[illegible]	[illegible]	[illegible]	[illegible]	[illegible]	[illegible]	[illegible]
MEDICAID Health Insurance or local program equivalent	[illegible]	[illegible]	[illegible]	[illegible]	[illegible]	[illegible]	[illegible]	[illegible]	[illegible]	[illegible]	[illegible]	[illegible]	[illegible]	[illegible]	[illegible]	[illegible]	[illegible]	[illegible]	[illegible]	[illegible]	[illegible]	[illegible]	[illegible]	[illegible]	[illegible]	[illegible]	[illegible]	[illegible]	[illegible]	[illegible]	[illegible]	[illegible]	[illegible]	[illegible]	[illegible]	[illegible]	[illegible]	[illegible]	[illegible]	[illegible]	[illegible]	[illegible]	[illegible]	[illegible]	[illegible]
[illegible]	[illegible]	[illegible]	[illegible]	[illegible]	[illegible]	[illegible]	[illegible]	[illegible]	[illegible]	[illegible]	[illegible]	[illegible]	[illegible]	[illegible]	[illegible]	[illegible]	[illegible]	[illegible]	[illegible]	[illegible]	[illegible]	[illegible]	[illegible]	[illegible]	[illegible]	[illegible]	[illegible]	[illegible]	[illegible]	[illegible]	[illegible]	[illegible]	[illegible]	[illegible]	[illegible]	[illegible]	[illegible]	[illegible]	[illegible]	[illegible]	[illegible]	[illegible]	[illegible]	[illegible]	[illegible]
[illegible]	[illegible]	[illegible]	[illegible]	[illegible]	[illegible]	[illegible]	[illegible]	[illegible]	[illegible]	[illegible]	[illegible]	[illegible]	[illegible]	[illegible]	[illegible]	[illegible]	[illegible]	[illegible]	[illegible]	[illegible]	[illegible]	[illegible]	[illegible]	[illegible]	[illegible]	[illegible]	[illegible]	[illegible]	[illegible]	[illegible]	[illegible]	[illegible]	[illegible]	[illegible]	[illegible]	[illegible]	[illegible]	[illegible]	[illegible]	[illegible]	[illegible]	[illegible]	[illegible]	[illegible]	[illegible]
State Children's Health Insurance Program (SCHIP) or	0	0	0	0	0	0	0	0	0	0	0	0	0	0	0	0	0	0	0	0	0	0	0	0	0	0	0	0	0	0	0	0	0	0	0	0	0	0	0	0	0	0	0	0	0
[illegible]	[illegible]	[illegible]	[illegible]	[illegible]	[illegible]	[illegible]	[illegible]	[illegible]	[illegible]	[illegible]	[illegible]	[illegible]	[illegible]	[illegible]	[illegible]	[illegible]	[illegible]	[illegible]	[illegible]	[illegible]	[illegible]	[illegible]	[illegible]	[illegible]	[illegible]	[illegible]	[illegible]	[illegible]	[illegible]	[illegible]	[illegible]	[illegible]	[illegible]	[illegible]	[illegible]	[illegible]	[illegible]	[illegible]	[illegible]	[illegible]	[illegible]	[illegible]	[illegible]	[illegible]	[illegible]
Longevity for Households Served by this Activity	0	0	0	0	0	0	0	0	0	0	0	0	0	0	0	0	0	0	0	0	0	0	0	0	0	0	0	0	0	0	0	0	0	0	0	0	0	0	0	0	0	0	0	0	0
How many households have been served by short-term/transitional	0	0	0	0	0	0	0	0	0	0	0	0	0	0	0	0	0	0	0	0	0	0	0	0	0	0	0	0	0	0	0	0	0	0	0	0	0	0	0	0	0	0	0	0	0
How many households have been served by short-term/transitional	0	0	0	0	0	0	0	0	0	0	0	0	0	0	0	0	0	0	0	0	0	0	0	0	0	0	0	0	0	0	0	0	0	0	0	0	0	0	0	0	0	0	0	0	0
How many households have been served by short-term/transitional facility-based housing for more than five years, but less than 10 years?	0	0	0	0	0	0	0	0	0	0	0	0	0	0	0	0	0	0	0	0	0	0	0	0	0	0	0	0	0	0	0	0	0	0	0	0	0	0	0	0	0	0	0	0	0
How many households have been served by short-term/transitional	0	0	0	0	0	0	0	0	0	0	0	0	0	0	0	0	0	0	0	0	0	0	0	0	0	0	0	0	0	0	0	0	0	0	0	0	0	0	0	0	0	0	0	0	0
How many households have been served by short-term/transitional	0	0	0	0	0	0	0	0	0	0	0	0	0	0	0	0	0	0	0	0	0	0	0	0	0	0	0	0	0	0	0	0	0	0	0	0	0	0	0	0	0	0	0	0	0
[illegible]	0	0	0	0	0	0	0	0	0	0	0	0	0	0	0	0	0	0	0	0	0	0	0	0	0	0	0	0	0	0	0	0	0	0	0	0	0	0	0	0	0	0	0	0	0
How many households continued receiving this type of HOPWA	0	0	0	0	0	0	0	0	0	0	0	0	0	0	0	0	0	0	0	0	0	0	0	0	0	0	0	0	0	0	0	0	0	0	0	0	0	0	0	0	0	0	0	0	0
[illegible]	[illegible]	[illegible]	[illegible]	[illegible]	[illegible]	[illegible]	[illegible]	[illegible]	[illegible]	[illegible]	[illegible]	[illegible]	[illegible]	[illegible]	[illegible]	[illegible]	[illegible]	[illegible]	[illegible]	[illegible]	[illegible]	[illegible]	[illegible]	[illegible]	[illegible]	[illegible]	[illegible]	[illegible]	[illegible]	[illegible]	[illegible]	[illegible]	[illegible]	[illegible]	[illegible]	[illegible]	[illegible]	[illegible]	[illegible]	[illegible]	[illegible]	[illegible]	[illegible]	[illegible]	[illegible]
[illegible]	[illegible]	[illegible]	[illegible]	[illegible]	[illegible]	[illegible]	[illegible]	[illegible]	[illegible]	[illegible]	[illegible]	[illegible]	[illegible]	[illegible]	[illegible]	[illegible]	[illegible]	[illegible]	[illegible]	[illegible]	[illegible]	[illegible]	[illegible]	[illegible]	[illegible]	[illegible]	[illegible]	[illegible]	[illegible]	[illegible]	[illegible]	[illegible]	[illegible]	[illegible]	[illegible]	[illegible]	[illegible]	[illegible]	[illegible]	[illegible]	[illegible]	[illegible]	[illegible]	[illegible]	[illegible]
How many households exited to an emergency shelter?	[illegible]	[illegible]	[illegible]	[illegible]	[illegible]	[illegible]	[illegible]	[illegible]	[illegible]	[illegible]	[illegible]	[illegible]	[illegible]	[illegible]	[illegible]	[illegible]	[illegible]	[illegible]	[illegible]	[illegible]	[illegible]	[illegible]	[illegible]	[illegible]	[illegible]	[illegible]	[illegible]	[illegible]	[illegible]	[illegible]	[illegible]	[illegible]	[illegible]	[illegible]	[illegible]	[illegible]	[illegible]	[illegible]	[illegible]	[illegible]	[illegible]	[illegible]	[illegible]	[illegible]	[illegible]
[illegible]	[illegible]	[illegible]	[illegible]	[illegible]	[illegible]	[illegible]	[illegible]	[illegible]	[illegible]	[illegible]	[illegible]	[illegible]	[illegible]	[illegible]	[illegible]	[illegible]	[illegible]	[illegible]	[illegible]	[illegible]	[illegible]	[illegible]	[illegible]	[illegible]	[illegible]	[illegible]	[illegible]	[illegible]	[illegible]	[illegible]	[illegible]	[illegible]	[illegible]	[illegible]	[illegible]	[illegible]	[illegible]	[illegible]	[illegible]	[illegible]	[illegible]	[illegible]	[illegible]	[illegible]	[illegible]
How many households exited to transitional housing (time limited - up to 24 months)?	0	0	0	0	0	0	0	0	0	0	0	0	0	0	0	0	0	0	0	0	0	0	0	0	0	0	0	0	0	0	0	0	0	0	0	0	0	0	0	0	0	0	0	0	0
How many households exited to institutional arrangement expected to	0	0	0	0	0	0	0	0	0	0	0	0	0	0	0	0	0	0	0	0	0	0	0	0	0	0	0	0	0	0	0	0	0	0	0	0	0	0	0	0	0	0	0	0	0
How many households exited to institutional arrangement expected to last more than six months?	0	0	0	0	0	0	0	0	0	0	0	0	0	0	0	0	0	0	0	0	0	0	0	0	0	0	0	0	0	0	0	0	0	0	0	0	0	0	0	0	0	0	0	0	0
How many households exited to a jail/prison term expected to last less	0	0	0	0	0	0	0	0	0	0	0	0	0	0	0	0	0	0	0	0	0	0	0	0	0	0	0	0	0	0	0	0	0	0	0	0	0	0	0	0	0	0	0	0	0
How many households exited to a jail/prison term expected to last more	0	0	0	0	0	0	0	0	0	0	0	0	0	0	0	0	0	0	0	0	0	0	0	0	0	0	0	0	0	0	0	0	0	0	0	0	0	0	0	0	0	0	0	0	0
How many households exited to a situation that isn't transitional, but is not expected to last more than 90 days and their housing situation after	0	0	0	0	0	0	0	0	0	0	0	0	0	0	0	0	0	0	0	0	0	0	0	0	0	0	0	0	0	0	0	0	0	0	0	0	0	0	0	0	0	0	0	0	0
How many households exited to a place not meant for human habitation?	[illegible]	[illegible]	[illegible]	[illegible]	[illegible]	[illegible]	[illegible]	[illegible]	[illegible]	[illegible]	[illegible]	[illegible]	[illegible]	[illegible]	[illegible]	[illegible]	[illegible]	[illegible]	[illegible]	[illegible]	[illegible]	[illegible]	[illegible]	[illegible]	[illegible]	[illegible]	[illegible]	[illegible]	[illegible]	[illegible]	[illegible]	[illegible]	[illegible]	[illegible]	[illegible]	[illegible]	[illegible]	[illegible]	[illegible]	[illegible]	[illegible]	[illegible]	[illegible]	[illegible]	[illegible]
How many households were disconnected from care?	[illegible]	[illegible]	[illegible]	[illegible]	[illegible]	[illegible]	[illegible]	[illegible]	[illegible]	[illegible]	[illegible]	[illegible]	[illegible]	[illegible]	[illegible]	[illegible]	[illegible]	[illegible]	[illegible]	[illegible]	[illegible]	[illegible]	[illegible]	[illegible]	[illegible]	[illegible]	[illegible]	[illegible]	[illegible]	[illegible]	[illegible]	[illegible]	[illegible]	[illegible]	[illegible]	[illegible]	[illegible]	[illegible]	[illegible]	[illegible]	[illegible]	[illegible]	[illegible]	[illegible]	[illegible]
How many of the HOPWA eligible individuals died?	[illegible]	[illegible]	[illegible]	[illegible]	[illegible]	[illegible]	[illegible]	[illegible]	[illegible]	[illegible]	[illegible]	[illegible]	[illegible]	[illegible]	[illegible]	[illegible]	[illegible]	[illegible]	[illegible]	[illegible]	[illegible]	[illegible]	[illegible]	[illegible]	[illegible]	[illegible]	[illegible]	[illegible]	[illegible]	[illegible]	[illegible]	[illegible]	[illegible]	[illegible]	[illegible]	[illegible]	[illegible]	[illegible]	[illegible]	[illegible]	[illegible]	[illegible]	[illegible]	[illegible]	[illegible]

Complete this section for all Households served with HOPWA Short-Term Rent, Mortgage, and Utilities Assistance (STRMU) by your organization in the reporting year.

Question	This Report
Households Served by this Activity - STRMU Breakdown	
a. How many households were served with STRMU mortgage assistance **only**?	0
b. How many households were served with STRMU rental assistance **only**?	0
c. How many households were served with STRMU utilities assistance **only**?	0
d. How many households received more than one type of STRMU assistance?	0
STRMU Households Total	**0**
STRMU Expenditures	
What were the HOPWA funds expended for the following budget line items?	
STRMU mortgage assistance	0
STRMU rental assistance	0
STRMU utility assistance	0
Total STRMU Expenditures	**0**
Income Levels for Households Served by this Activity	**0**
What is the number of households with income below 30% of Area Median Income?	0
What is the number of households with income between 31% and 50% of Area Median Income?	0
What is the number of households with income between 51% and 80% of Area Median Income?	0
Sources of Income for Households Served by this Activity	
How many households accessed or maintained access to the following sources of income in the past year?	**0**
Earned Income from Employment	0
Retirement	0
SSI	0
SSDI	0
Other Welfare Assistance (Supplemental Nutrition	0
Private Disability Insurance	0
Veteran's Disability Payment (service or non-service	0
Regular contributions or gifts from organizations or	0
Worker's Compensation	0
General Assistance (GA), or local program	0
Unemployment Insurance	0

Other Sources of Income	0
How many households maintained **no** sources of income?	0
Medical Insurance for Households Served by this Activity	
How many households accessed or maintained access to the following sources of medical insurance in the past year?	
MEDICAID Health Program or local program equivalent	0
MEDICARE Health Insurance or local program equivalent	0
Veterans Affairs Medical Services	0
AIDS Drug Assistance Program	0
State Children's Health Insurance Program (SCHIP) or local program equivalent	0
Ryan White-funded Medical or Dental Assistance	0
Longevity for Households Served by this Activity	**0**
How many households have been served by STRMU for the first time this year?	0
How many households also received STRMU assistance during the previous STRMU eligibility period?	0
How many households received STRMU assistance **more than twice** during the previous five eligibility periods?	0
How many households received STRMU assistance during the last five **consecutive** eligibility periods?	0
Housing Outcomes for Households Served by this Activity	**0**
How many households continued receiving this type of HOPWA assistance into the next year?	0
How many households exited to other HOPWA housing programs?	0
How many households exited to other housing subsidy programs?	0
How many households exited to an emergency shelter?	0
How many households served with STRMU were able to maintain a private housing situation without subsidy?	0
How many households exited to transitional housing (time limited - up to 24 months)?	0
How many households exited to institutional arrangement expected to last less than six months?	0

How many households exited to institutional arrangement expected to last more than six months?	0
How many households exited to a jail/prison term expected to last less than six months?	0
How many households exited to a jail/prison term expected to last more than six months?	0
How many households exited to a situation that isn't transitional, but is not expected to last more than 90 days and their housing situation after those 90 days is uncertain?	0
How many households exited to a place not meant for human habitation?	0
How many households were disconnected from care?	0
How many of the HOPWA eligible individuals died?	0
How many households are likely to need additional Short-Term Rent, Mortgage and Utilities assistance to maintain the current housing arrangements?	0

Complete this section for all Households served with HOPWA Permanent Housing Placement (PHP) assistance by your organization in the reporting year.

Question	This Report
Households Served by this Activity	
How many households were served with PHP assistance?	0
PHP Expenditures for Households Served by this Activity	
What were the HOPWA funds expended for PHP?	0
Sources of Income for Households Served by this Activity	
How many households accessed or maintained access to the following sources of income in the past year?	**0**
Earned Income from Employment	0
Retirement	0
SSI	0
SSDI	0
Other Welfare Assistance (Supplemental Nutrition Assistance Program, WIC, TANF, etc.)	0
Private Disability Insurance	0
Veteran's Disability Payment (service or non-service connected payment)	0
Regular contributions or gifts from organizations or persons not residing in the residence	0
Worker's Compensation	0
General Assistance (GA), or local program	0
Unemployment Insurance	0
Other Sources of Income	0
How many households maintained **no** sources of income?	0
Medical Insurance for Households Served by this Activity	
How many households accessed or maintained access to the following sources of medical insurance in the past year?	
MEDICAID Health Program or local program equivalent	0
MEDICARE Health Insurance or local program equivalent	0
Veterans Affairs Medical Services	0
AIDS Drug Assistance Program	0
State Children's Health Insurance Program (SCHIP) or local program equivalent	0
Ryan White-funded Medical or Dental Assistance	0

Housing Outcomes for Households Served by this Activity	**0**
In the context of PHP, "exited" means the housing situation into which the household was placed using the PHP assistance.	
How many households exited to other HOPWA housing programs?	0
How many households exited to other housing subsidy programs?	0
How many households exited to private housing?	0

Complete for all households served with HOPWA-funded Housing Information Services by your organization in the reporting year.

See definition of "Housing Information Services" on "Performance Report Cover" tab.

Question	This Report
Households Served by this Activity	
How many households were served with housing information services?	0
Housing Information Services Expenditures	
What were the HOPWA funds expended for Housing Information Services?	0

Complete for all households served with HOPWA funded Supportive Services by your organization in the reporting year.

Note that this table also collects HOPWA Supportive Service expenditures.

Questions	This Report	
Households and Expenditures for Supportive Service Types	**Number of Households**	**Expenditures**
What were the expenditures and number of households for each of the following types of supportive services in the program year?		
Adult Day Care and Personal Assistance	0	0
Alcohol-Drug Abuse	0	0
Child Care	0	0
Case Management	105	0
Education	0	0
Employment Assistance and Training		0
Health/Medical Services	105	0
Legal Services	0	0
Life Skills Management	105	0
Meals/Nutritional Services	63	0
Mental Health Services	0	0
Outreach	0	0
Transportation	25	0
Any other type of HOPWA funded, HUD approved supportive service?	0	0
What were the other type(s) of supportive services provided? (150 characters)		
Deduplication of Supportive Services		
How many households received more than one of any type of Supportive Services?	105	

Only Competitive Grantees with an "Other Housing Activity" approved in their grant agreement should complete this tab.

"Other" Housing Activities -- Households and Expenditures Served by this Activity	This Report
How many households were served with "Other Housing Activity" assistance?	0
What were the HOPWA funds expended for "Other Housing Activity" assistance?	0
What is the "Other" HOPWA budget line item approved in the grant agreement? (150 characters)	

Activity Review	TBRA	P-FBH	ST-TFBH	STRMU	PHP	Housing Info	SUPP SVC	Other Competitive Activity
Total Households Served in ALL Activities from this report *for each Activity* .	105	134	0	0	0	0	298	0

Housing Subsidy Assistance Household Count Deduplication

Total Housing Subsidy Assistance (from the TBRA, P-FBH, ST-TFBH, STRMU, PHP, Other Competitive Activity counts above)	**239**
How many households received more than one type of HOPWA Housing Subsidy Assistance for TBRA, P-FBH, ST-TFBH, STRMU, PHP, Other Competitive Activity?	0
Total Unduplicated Housing Subsidy Assistance Household Count	**239**

Access to Care (ATC)

Complete HOPWA Outcomes for Access to Care and Support for all households served with HOPWA housing assistance and "other competitive activities" in the reporting year.

Questions	This Report
How many households had contact with a case manager?	0
How many households developed a housing plan for maintaining or establishing stable housing?	0
How many households accessed and maintained medical insurance and/or assistance?	0
How many households had contact with a primary health care provider?	0
How many households accessed or maintained qualification for sources of income?	0
How many households obtained/maintained an income-producing job during the program year (with or without any HOPWA-related assistance)?	0

Subsidy Assistance with Supportive Service, Funded Case Management

Questions	This Report
How many households received any type of HOPWA Housing Subsidy Assistance **and** HOPWA Funded Case Management?	0
How many households received any type of HOPWA Housing Subsidy Assistance **and** HOPWA Supportive Services?	0

Complete for all HOPWA Facility-based Capital Development Projects that received Capital Development funds in this reporting year. This includes projects that received HOPWA Capital Development funds and opened to residents in this reporting year.
Note: Scattered site facilities may be reported as one facility.

Capital Development **means the use of HOPWA funds to construct, acquire, or rehabilitate a housing facility.**

There are sixty columns for facilities. If more columns are needed, please contact the HOPWA Validation Team.

[illegible]	[illegible]																																																											
[illegible]																																																													
What is the **name** of the facility using HOPWA for capital	Tarrant County Samaritan																																																											
For facilities being rehabilitated, what was the total amount	0	0	0	0	0	0	0	0	0	0	0	0	0	0	0	0	0	0	0	0	0	0	0	0	0	0	0	0	0	0	0	0	0	0	0	0	0	0	0	0	0	0	0	0	0	0	0	0	0	0	0	0	0	0	0	0	0	0	0	0
What type of development was funded (new construction,																																																													
For facilities being rehabilitated only, what is the final	0	0	0	0	0	0	0	0	0	0	0	0	0	0	0	0	0	0	0	0	0	0	0	0	0	0	0	0	0	0	0	0	0	0	0	0	0	0	0	0	0	0	0	0	0	0	0	0	0	0	0	0	0	0	0	0	0	0	0	0
What type of housing (Permanent or Short-	Permanent																																																											
For Capital Development facilities, what is the purchase or																																																													
For Capital Development facilities, what is the date the																																																													
[illegible]																																																													
How much was expended in this year on acquisition, for	0	0	0	0	0	0	0	0	0	0	0	0	0	0	0	0	0	0	0	0	0	0	0	0	0	0	0	0	0	0	0	0	0	0	0	0	0	0	0	0	0	0	0	0	0	0	0	0	0	0	0	0	0	0	0	0	0	0	0	0
How much was expended on rehabilitation, for each	0	0	0	0	0	0	0	0	0	0	0	0	0	0	0	0	0	0	0	0	0	0	0	0	0	0	0	0	0	0	0	0	0	0	0	0	0	0	0	0	0	0	0	0	0	0	0	0	0	0	0	0	0	0	0	0	0	0	0	0
How much was expended on new construction, for each	0	0	0	0	0	0	0	0	0	0	0	0	0	0	0	0	0	0	0	0	0	0	0	0	0	0	0	0	0	0	0	0	0	0	0	0	0	0	0	0	0	0	0	0	0	0	0	0	0	0	0	0	0	0	0	0	0	0	0	0
Was the development facility placed into service **during this**																																																													
Complete for Capital Development Facilities Opened This Year ONLY. If the facility was not opened this year, skip																																																													
[illegible]	-	-	-	-	-	-	-	-	-	-	-	-	-	-	-	-	-	-	-	-	-	-	-	-	-	-	-	-	-	-	-	-	-	-	-	-	-	-	-	-	-	-	-	-	-	-	-	-	-	-	-	-	-	-	-	-	-	-	-	-
[illegible]																																																													
What date was the construction or rehabilitation																																																													
What date did residents begin to occupy the facility?																																																													
Is there a waiting list maintained for the facility? **Yes or No.**																																																													
If there is a waiting list, how many households are on the	0	0	0	0	0	0	0	0	0	0	0	0	0	0	0	0	0	0	0	0	0	0	0	0	0	0	0	0	0	0	0	0	0	0	0	0	0	0	0	0	0	0	0	0	0	0	0	0	0	0	0	0	0	0	0	0	0	0	0	0
How many total units (HOPWA and non-HOPWA units)	0	0	0	0	0	0	0	0	0	0	0	0	0	0	0	0	0	0	0	0	0	0	0	0	0	0	0	0	0	0	0	0	0	0	0	0	0	0	0	0	0	0	0	0	0	0	0	0	0	0	0	0	0	0	0	0	0	0	0	0
How many units in this facility were developed with	0	0	0	0	0	0	0	0	0	0	0	0	0	0	0	0	0	0	0	0	0	0	0	0	0	0	0	0	0	0	0	0	0	0	0	0	0	0	0	0	0	0	0	0	0	0	0	0	0	0	0	0	0	0	0	0	0	0	0	0

For all Facilities	Total Units Designated for the Chronically Homeless	Total Units Designated to Assist the Homeless	Total Units Energy-Star Compliant	Total Units 504 Accessible – Mobility
For units constructed (new) and/or acquired with or	0	0	0	0
[illegible]	0	0	0	0
[illegible]	0	0	0	0

[illegible]	[illegible]	[illegible]
0	0	0
0	0	0
0	0	0
0	0	0
0	0	0
-	-	-
0	0	0
0	0	0
0	0	0

Complete for all households who requested Violence Against Women Act (VAWA) protections per 24 CFR 5.2005 with your organization in the reporting year.

Question	This Report
How many **internal** emergency transfers were requested?	0
How many **internal** emergency transfers were granted?	0
How many **external** emergency transfers were requested?	0
How many **external** emergency transfers were granted?	0
How many emergency transfers were denied?	0

CITY OF FORT WORTH
NEIGHBORHOOD SERVICES DEPARTMENT

NOTICE OF PUBLIC HEARING
AND
NOTICE OF PUBLIC COMMENT PERIOD
REGARDING THE
2022-2023 CONSOLIDATED ANNUAL PERFORMANCE AND EVALUATION REPORT (CAPER)

FOR USE OF FEDERAL FUNDS UNDER THE FOLLOWING PROGRAMS:

COMMUNITY DEVELOPMENT BLOCK GRANT (CDBG)
HOME INVESTMENT PARTNERSHIPS (HOME)
EMERGENCY SOLUTIONS GRANT (ESG)
HOUSING OPPORTUNITIES FOR PERSONS WITH AIDS (HOPWA)

Publication Date: December 1,2023
Public Hearing Date: December 13, 2023
Public Comment Period: December 1, 2023, through December 15, 2023

Each year the City of Fort Worth receives federal grant funds from the U.S. Department of Housing and Urban Development (HUD) to promote affordable housing, and suitable living environments, and to expand economic opportunities for persons with low and moderate incomes. The City reports on the use of these funds through the annual submission of the Consolidated Annual Performance and Evaluation Report (CAPER). This Report's primary purpose is to inform the citizens of Fort Worth and HUD where and how federal dollars are being spent, by whom, and how the citizens are served with these funds.

In accordance with federal regulations at 24 CFR 91, the City of Fort Worth will be soliciting comments and public review of the 2022-2023 CAPER, covering investment and expenditure of CDBG, HOME, ESG, and HOPWA funds for the period from October 1, 2022, to September 30, 2023. A description of each activity, along with the accomplishments achieved, will be provided in the CAPER.

The Neighborhood Services Department will conduct a public hearing on the CAPER on Wednesday, December 13, 2023, to solicit public comment on this Report prior to its submission to HUD. This hearing is proposed to be held at 6:00 p.m. at Ella Mae Shamblee Library, 1062 Evans Avenue, Fort Worth, TX 76104. Beginning December 1, 2023, the draft CAPER will be available on the City's website at http://www.fortworthtexas.gov/departments/neighborhoods/grants/. Copies will also be available for public review at the following locations:

Neighborhood Services Department
City Hall Annex, 3rd Floor
908 Monroe Street
Fort Worth, Texas 76102

Southwest Regional Library
4001 Library Lane
Fort Worth, Texas 76109

East Regional Library
6301 Bridge Street
Fort Worth, Texas 76112

A fifteen-day public review and comment period will commence on Friday, December 1, 2023. All comments must be received no later than 5:00 p.m. on Friday, December 15, 2023. To submit comments or request additional information, please contact Juliet Moses, Community Development Planner, City of Fort Worth Neighborhood Services Department, 908 Monroe Street, Fort Worth, Texas 76102; (817) 392-6203 or email at Juliet.moses@fortworthtexas.gov.

Ayuda en español: para que le interpreten el anuncio en español, llame al (817) 392-8454.

CIUDAD DE FORT WORTH DEPARTAMENTO DE
SERVICIOS VECINALES

AVISO DE AUDICIÓN PÚBLICA
Y
ANUNCIO DE PERÍODO DE COMENTARIO PÚBLICO
CON RESPECTO AL
2022-2023 INFORME CONSOLIDADO DE EVALUACIÓN Y RENDIMIENTO ANUAL
(CAPER por sus siglas en inglés)

PARA EL USO DE FONDOS FEDERALES BAJO LOS SIGUIENTES PROGRAMAS:

BECA PARA EL DESAROLLO COMUNITARIO (CDBG por sus siglas en inglés)
ASOCIACIONES DE INVERSIÓN DE VIVIENDA HOME (el programa HOME en inglés)
BECA DE SOLUCIONES DE EMERGENCIA (ESG por sus siglas en inglés)
OPORTUNIDADES DE VIVIENDA PARA PERSONAS CON SIDA (HOPWA por sus siglas en inglés)

Fecha de Publicación: 1 de Diciembre de 2023

Fecha de Audición Pública: 13 de Diciembre de 2023
Período de Comentario Público: 1 de Diciembre de 2023 hasta el 15 de diciembre de 2023

Cada año la Ciudad de Fort Worth recibe fondos federales del Departamento de Vivienda y Desarrollo Urbano de EE.UU. (HUD por sus siglas en inglés) para promover el costo de vivienda accesible, ambientes convenientes de vida para promover oportunidades económicas para personas con ingresos bajos y moderados. La Ciudad quiere informarle sobre el uso de estos fondos por medio de una entrega anual del Informe Consolidado de Evaluación y Rendimiento Anual (CAPER por sus siglas en inglés). El propósito principal del documento es de informar a los ciudadanos de Fort Worth y a HUD en dónde y en qué se gastaron los dólares federales, y cómo los fondos distribuidos atravez de los programas benefician a los ciudadanos de la ciudad de Fort Worth.

De acuerdo con Los Códigos de Reglamentos Federales 24 CFR 91, la Ciudad de Fort Worth estará solicitando comentarios sobre el informe CAPER 2022-2023, el cual cubre gastos sobre los programas de CDBG, HOME, ESG y HOPWA durante el período del 1 de Octubre 2022 al 30 de Septiembre 2023. Una descripción de cada actividad, junto con los logros, será proporcionada en el CAPER.

El Concilio de Desarrollo Comunitario (CDC por sus siglas en inglés) de Fort Worth realizará una audiencia pública sobre el Informe CAPER el Miércoles 14 de diciembre de 2023, antes de entregar este Informe a HUD. Esta audicia publica se llevará a cabo a las 6:30 PM en la siguiente dirección: Ayuntamiento de La Ciudad de Fort Worth – Salón del Concejo Municipal – salón número 2020 – 200 Texas Street, Fort Worth, TX 76102. A partir del 1 de Diciembre de 2023, la versión preliminar del CAPER estará disponible en el sitio Web de la Ciudad http://www.fortworthtexas.gov/departments/neighborhoods/grants/. Copias también estarán disponibles para el público en las siguientes ubicaciones municipales:

Departamento de Servicios Vecinales
El Anexo Municipal, Piso #3
908 Monroe Street
Fort Worth, TX 76102

Biblioteca Regional Sudoeste
4001 Library Lane
Fort Worth, TX 76109

Biblioteca Regional Este
6301 Bridge Street
Fort Worth, TX 76112

Los períodos de la revisión pública y comentario de quince días comenzarán el Viernes, 1 de Diciembre de 2023. Todos los comentarios se recibirán hasta el Miercoles 15 de Diciembre a las 5:00 P.M. el. Para someter comentarios, solicitar información adicional, o pedir una copia, por favor contacte a Juliet Moses, Planificadora de Desarrollo Comunitario, por medio de llamada telefónica, escrito, o correo electrónico al (817) 392-6203; Juliet.moses@fortworthtexas.gov., City of Fort Worth Neighborhood Services Department, 908 Monroe Street, Fort Worth, Texas 76102.

Ayuda en español: para más información en español, llame al (817) 392-8454.

SUBSTANTIAL AMENDMENTS 2022-2023

- **October 2, 2022.** Request for public comment regarding the substantial amendment to the 2021-2022 action plan and notice of intent to change the use of CDBG funds from Trinity Habitat Preserve-a-Home Como Neighborhood Improvement Strategy to FW area Habitat for Humanity Inc. for the development of 36 single-family– townhomes units on the 5200Block of Carver Drive

- **October 28, 2022.** Notice of Intent to change the use of federal grant funds and Substantial amendments to program years 2020-2021 and 2021-2022. The proposed change in use of funds is for the improvements to 14 street segments on Ripy Street through the Street Infrastructure Project.

- **October 30, 2022.** Request for public comment regarding the substantial amendment to the 2019-2020 action plan and notice of intent to change the use of ESG-CV2 funds from Day Resource Center to Presbyterian Night Shelter and Union Gospel Mission of Tarrant County

- **October 30, 2022.** Notice of Intent to change the use of federal grant funds and substantial amendment to the program year 2019-2020 action plan. Change funds from the Southside Community Center to the construction at Worth Height Community Center to be used by Community Action Partners.

- **Published March 20, 2023.** Notice of Intent to change the use of Section 108 Loan Program and Economic development Initiative Grant Funds, unspent balances, and earned interest amounts. The funds from these available sources will be used to rehabilitate Evans Plaza and develop the Evans Avenue Community Center.

- **Published May 2, 2023.** Combined notice of finding of no significant impact and intent to release of funds. The release of Community Development Block Grant CDBG for the purchase and development of Casa De los Sueños, a housing development in west Fort Worth located at 8401 West Freeway.

the recap

A brief look back at stories that had readers talking this week

MAKSIM BLINOV Sputnik, Kremlin pool photo via AP

People gather during celebrations in Moscow's Red Square marking the incorporation of regions of Ukraine to join Russia. The Kremlin Wall and the Historical Museum are in the background.

Putin's annexation bid draws sanctions

The war in Ukraine lurched into a volatile new phase Friday as Russian President Vladimir Putin signed decrees declaring the annexation of four Ukrainian regions, drawing widespread international condemnation and triggering punitive new economic measures from Washington and its Western allies.

Ukraine responded to the Russian move with a swift show of defiance, declaring that Moscow's attempted territorial seizures in the country's south and east would not stand. President Volodymyr Zelenskyy held a signing ceremony of his own, saying his government was submitting an "accelerated" application to join NATO.

"We are de facto allies already," he said of Ukraine's partnership with the West.

The United States and Group of 7 allies answered what they called Russia's illegitimate move by issuing a new round of sanctions and warning other nations that they will be similarly punished should they support the Kremlin.

"Russia is violating international law, trampling on the United Nations charter, and showing its contempt for peaceful nations everywhere," President Joe Biden said in a statement condemning Russia's actions. "Make no mistake: These actions have no legitimacy."

Putin's declaration, unveiled at a pomp-filled ceremony in the Kremlin's ornate St. George's Hall, comes against a backdrop of battlefield setbacks in Ukraine. A Ukrainian counteroffensive in the country's northeast seemingly prompted Russia's first public military mobilization since World War II, announced last week, which sent tens of thousands of fighting-age Russian men fleeing to avoid conscription.

— LOS ANGELES TIMES

Thomas tells Jan. 6 panel she still thinks Trump won

Virginia "Ginni" Thomas, the wife of Supreme Court Justice Clarence Thomas, reiterated her belief that the 2020 election was stolen during her interview Thursday with the committee investigating the Jan. 6, 2021, attack on the U.S. Capitol, according to the chairman, Rep. Bennie Thompson, D-Miss. Thomas spoke with the committee for nearly five hours. Her interview came one day after the committee had planned to hold its final public hearing. But it was postponed because of Hurricane Ian.

— WASHINGTON POST

Congress passes bill to keep federal agencies open

The U.S. government narrowly averted a midnight Friday shutdown of most federal agencies when the House passed a short-term spending bill hours before the deadline.

The stopgap bill, which the Senate passed Thursday, passed 230 to 201 and now heads to President Joe Biden's desk for his signature. But Republican opposition in the House forecasts potential turmoil when the legislation expires Dec. 16, especially if the GOP wins control of one or both chambers in the November midterms.

Republicans said they had no role in crafting the measure. They wanted to cut funding for tax audits and to provide more money for immigration enforcement.

— BLOOMBERG



NASA via AP

Three views of the DART spacecraft impact Monday on the asteroid Dimorphos.

Space telescopes capture asteroid strike

The world now has stunning new photos of last week's asteroid strike, the first planetary defense test of its kind.

NASA on Thursday released pictures of the dramatic event taken by the Hubble and Webb space telescopes.

Telescopes on all seven continents watched as NASA's Dart spacecraft slammed Monday into the harmless space rock, 7 million miles from Earth, in hopes of altering its orbit.

Scientists won't know the precise change until November.

"This is an unprecedented view of an unprecedented event," Johns Hopkins University planetary astronomer and mission leader Andy Rivkin said in a statement.

— ASSOCIATED PRESS

Ian leaves dozens dead and countless homes ruined

BY REBECCA SANTANA AND MEG KINNARD
Associated Press

FORT MYERS, FLA.

Dozens of Florida residents left their flooded and splintered homes by boat and by air on Saturday as rescuers continued to search for survivors in the wake of Hurricane Ian, while authorities in South Carolina and North Carolina began taking stock of their losses.

The death toll from the storm, one of the strongest hurricanes by wind speed to ever hit the United States, grew to nearly three dozen, with deaths reported from Cuba, Florida and North Carolina. The storm weakened Saturday as it rolled into the mid-Atlantic states, but not before it washed out bridges and piers, hurdled massive boats into buildings onshore and sheared roofs off homes, leaving hundreds of thousands without power.

At least 34 people were confirmed dead, including 27 people in Florida mostly from drowning but others from Ian's tragic aftereffects. An elderly couple died after their oxygen machines shut off when they lost power, authorities said.

As of Saturday, more than 1,000 people had been rescued from flooded areas along Florida's southwestern coast alone, Daniel Hokanson, a four-star general and head of the National Guard, told The Associated Press while airborne to Florida.

Chris Schnapp was at the Port Sanibel Marina in Fort Myers on Saturday, waiting to see whether her 83-year-old mother-in-law had been evacuated from Sanibel Island. A pontoon boat had just arrived with a load of passengers from the island – with suitcases and animals in tow – but Schnapp's mother-in-law was not among them.

"She stayed on the island. My brother-in-law and sister-in-law own two businesses over there. They evacuated. She did not want to go," Schnapp said. Now, she said, she wasn't sure if her mother-in-law was still on the island or had been taken to a shelter somewhere.

Elsewhere, South Carolina's Pawleys Island – a beach community roughly 75 miles up the coast from Charleston – was among the places hardest hit. Power remained knocked out to at least half of the island Saturday.

Eddie Wilder, who has been coming to Pawleys Island for more than six decades, said Friday's storm was "insane to watch." He said waves as high as 25 feet washed away the local pier – an iconic landmark – near his home.

"We watched it hit the pier and saw the pier disappear," said Wilder, whose house 30 feet above the ocean stayed dry inside. "We watched it crumble and and watched it float by with an American flag."

The Pawleys pier was one of at least four along South Carolina's coast destroyed by battering winds and rain. Parts of the pier, including barnacle-covered pylons, littered the beach. The intracoastal waterway was strewn with the remnants of several boat houses knocked off their pilings.

John Joseph, whose father built the family's beige beach house in 1962, said Saturday he was elated to return from Georgetown – which took a direct hit. He found his Pawleys Island home entirely intact.

"Thank God these walls are still here, and we feel very blessed that this is the worst thing," he said of the sand that swept under his home. "What happened in Florida – gosh, God bless us. If we'd had a Category 4, I wouldn't be here."

In North Carolina, the storm claimed four lives and mostly downed trees and power lines, leaving over 280,000 people statewide without power Saturday morning, officials said. Two of the deaths were from storm-related vehicle crashes. Officials said a man also drowned when his truck plunged into a swamp, and another man was killed by carbon monoxide poisoning from a generator in a garage.



STEVE HELBER AP

Water floods a damaged mobile home park in Fort Myers, Fla., on Saturday, two days after the passage of Hurricane Ian.

FORT WORTH

CITY OF FORT WORTH
NEIGHBORHOOD SERVICES DEPARTMENT
REQUEST FOR PUBLIC COMMENT

Regarding
SUBSTANTIAL AMENDMENT TO THE 2021-2022 ACTION PLAN
and
NOTICE OF INTENT
TO CHANGE THE USE OF
COMMUNITY DEVELOPMENT BLOCK GRANT (CDBG) FUNDS
from the
U.S. DEPARTMENT of HOUSING AND URBAN DEVELOPMENT (HUD)

Publication Date: October 2, 2022

This notice is to inform the public that a request has been made to change the use of grant funds currently allocated by the City to Fort Worth Area Habitat for Humanity, Inc., dba Trinity Habitat for Humanity, from the Preserve-A-Home Program in the Como neighborhood, to a single-family townhome project located in the 5200 Block of Carver Drive in Como. The 5200 Block of Carver Drive is an undeveloped strip of vacant land. The Como community could benefit largely from a new, affordable housing project. Trinity Habitat will develop the lots, then build 36 single family townhomes. Each townhome will be sold to a buyer that is at or below 80% of the Area Media Income. Funds will be used to pay for the infrastructure costs associated with the 36-lot townhouse development.

The City is holding a public comment period regarding this allocation of funds, from October 3, 2022 to November 4, 2022 to receive public comments concerning this proposed change in use and allocation of $400,000.00 in Community Development Block Grant Program (CDBG) funds. This reallocation of funds constitutes a substantial amendment to the City's 2021-2022 Action Plan.

Funds From:

Program Year	Activity	Amount
2021-2022	Trinity Habitat for Humanity, for the Preserve-A-Home Program: Como Neighborhood Improvement Strategy	$400,000.00
	TOTAL:	$400,000.00

Funds To:

Program Year*	Activity	Amount
2022-2023	These funds will be used by Fort Worth Area Habitat for Humanity Inc., for the development of 36 single-family townhome units on the 5200 Block of Carver Drive (COUNCIL DISTRICT 3). All units constructed with these funds will benefit residents with incomes at or below 80 percent of the area median income as set by HUD.	$400,000.00
	TOTAL:	$400,000.00

*The Action Plan funding year selected may vary and be substituted based on the principle of First In, First Out (FIFO) in order to expend oldest grant funds first and can be from any available CDBG program source. The funds may be made available in varying amounts from the program years as a result of project cancellations, balances remaining from previously completed projects, and from repayments from previous projects.

The thirty (30) day comment period will commence on October 3, 2022. All comments must be received no later than 5:00 pm on November 4, 2022. To submit written comments please write to the City of Fort Worth, Neighborhood Development Department, 200 Texas Street, Fort Worth, TX 76102, Attention: Victor Turner, Director. To request additional information, please contact Justin McLaughlin at (817) 392-7369 or by email at Justin.McLaughlin@FortWorthTexas.gov. Written comments may also be faxed to (817) 392-7369.

FORT WORTH

CIUDAD DE FORT WORTH
DEPARTAMENTO DE VIVIENDA Y DESARROLLO ECONÓMICO
PETICIÓN PARA COMENTARIO PÚBLICO

CON RESPECTO A
LA ENMIENDA A LOS PLANES DE ACCIÓN DE LOS AÑOS DE PROGRAMA
2021-2022
Y
UNA NOTA DE INTENCION
PARA CAMBIAR EL USO DE FONDOS FEDERALES
DEL PROGRAMA DE ASOCIACION PARA INVERSIONES EN VIVIENDA (HOME)
del
DEPARTAMENTO DE VIVIENDA Y DESAROLLO URBANO DE EE.UU. (HUD)

Fecha de Publicación- 2 de octubre de 2022

Este aviso es para informar al público que se ha realizado una solicitud para cambiar el uso de los fondos de la subvención actualmente asignados por la Ciudad a Fort Worth Area Habitat for Humanity, Inc., dba Trinity Habitat for Humanity, del Programa Preserve-A-Home en el vecindario de Como, a un proyecto de casas adosadas unifamiliares ubicado en 5200 Block of Carver Drive en Como. El bloque 5200 de Carver Drive es una franja de terreno baldío sin desarrollar. La comunidad de Como podría beneficiarse en gran medida de un nuevo proyecto de construcción de viviendas intermedias. Trinity Habitat desarrollará los lotes y luego construirá 36 casas adosadas unifamiliares. Cada casa adosada se venderá a un comprador que esté en o por debajo del 80 % de los ingresos medios del área. Los fondos se utilizarán para pagar los costos de infraestructura pública asociados con el desarrollo de casas adosadas de 36 lotes.

La Ciudad está llevando a cabo un período de comentarios públicos con respecto a esta asignación de fondos, del 3 de octubre de 2022 al 4 de noviembre de 2022 para recibir comentarios públicos sobre este cambio propuesto en el uso y la asignación de $400,000.00 en fondos del Programa de Subsidios en Bloque para el Desarrollo Comunitario (CDBG). Esta reasignación de fondos constituye una enmienda sustancial al Plan de Acción 2021-2022 de la Ciudad.

Los fondos de:

Ano del Programa*	Actividad	Cantidad
2021-2022	Trinity Habitat for Humanity, para el programa Preserve-A-Home: estrategia de mejora del vecindario de Como.	$400,000.00
	TOTAL:	$400,000.00

Los fondos a la actividad siguiente:

Ano del Programa*	Actividad	Cantidad
2022-2023	Estos fondos serán utilizados por Hábitat para la Humanidad Inc. del área de Fort Worth, para el desarrollo de 36 unidades de casas adosadas unifamiliares en la cuadra 5200 de Carver Drive (DISTRITO DEL CONSEJO 3). Todas las unidades construidas con estos fondos beneficiarán a los residentes con ingresos iguales o inferiores al 80 por ciento del ingreso medio del área establecido por HUD.	$400,000.00
	TOTAL:	$400,000.00

*El año de financiación del Plan de Acción seleccionado puede variar y sustituirse según el principio de Primero en entrar, primero en salir (FIFO) para gastar primero los fondos de subvención más antiguos y puede ser de cualquier fuente disponible del programa CDBG. Los fondos pueden estar disponibles en cantidades variables a partir de los años del programa como resultado de cancelaciones de proyectos, saldos restantes de proyectos completados previamente y de reembolsos de proyectos anteriores.

El período de comentarios de treinta (30) días comenzará el 3 de octubre de 2022. Todos los comentarios deben recibirse antes de las 5:00 p. m. del 4 de noviembre de 2022. Para enviar comentarios por escrito, escriba al Departamento de Desarrollo de Vecindarios de la Ciudad de Fort Worth, 200 Texas Street, Fort Worth, TX 76102, Atención: Victor Turner, Director. Para solicitar información adicional, comuníquese con Justin McLaughlin al (817) 392-7369 o por correo electrónico a Justin.McLaughlin@FortWorthTexas.gov. Los comentarios escritos también pueden enviarse por fax al (817) 392-7369.



JAY LAPRETE AP

Quarterback C.J. Stroud and the Buckeyes, with a win in Happy Valley, can all but end No. 13 Penn State's hopes of reaching the conference championship game.

What to Watch: Big Ten East set to become 2-team race again

BY ERIC OLSON
Associated Press

No. 2 Ohio State and No. 4 Michigan could, and should, create some separation at the top of the Big Ten East Division on Saturday and make it a two-team race to be decided once again on the last weekend of November.

The Buckeyes, with a win in Happy Valley, can all but end No. 13 Penn State's hopes of reaching the conference championship game. The Wolverines will maintain their collision course with top rival Ohio State if they can overcome recent history and beat Michigan State in Ann Arbor.

Ohio State-Penn State is one of three AP Top 25 matchups this week. The others are N o. 9 Oklahoma State at No. 22 Kansas State and No. 19 Kentucky at No. 3 Tennessee.

Since the Big Ten split into its current divisions in 2014, no East winner has had more than one conference loss.

Penn State already has a loss at Michigan and is a double-digit underdog at home to a Buckeyes team that is rolling on both sides of the ball.

Michigan State has won two straight over its in-state rival but is a three-touchdown underdog. The Spartans won last year because of Kenneth Walker's 197 yards and five touchdowns. Walker isn't there anymore, and the Spartans are a shell of the team that won 11 games.

The What to Watch rundown for this week of college football, presented by Regions Bank:

BEST GAME

No. 9 Oklahoma State at No. 22 Kansas State. The Cowboys and Wildcats are tied for second place in the Big 12, and the winner will be a game behind or tied with TCU at the end of the day.

Oklahoma State extended its school-record home win streak to 13 games last week when it came from behind to beat Texas. The Cowboys have been pretty good on the road, too, and have won two of the last three in Manhattan.

The question is who will play quarterback for the Wildcats. Adrian Martinez left last week's game against TCU because of a lower-body injury. Will Howard, who played well in Martinez's place, would get the start if Martinez can't go.

HEISMAN WATCH

Tennessee quarterback Hendon Hooker can add to his Heisman resume against the Southeastern Conference's No. 2 defense in Kentucky. The Wildcats are allowing fewer than 300 yards per game and have held 11 straight opponents to 24 points or less.

Hooker played less than a half against Tennessee-Martin last week and still threw for 276 yards and three touchdowns. He's averaging an FBS-best 10.8 yards per attempt and thrown for 18 touchdowns against just one interception.

NUMBERS TO KNOW

1 — Runs of 20 yards or longer allowed by UCLA.

5 — Blocked punts by South Carolina, most in the nation.

10 — Oregon's streak of fourth-down conversions.

27.4 — Rushing attempts per game by Illinois' Chase Brown, the highest average through a Week 8 since Chuba Hubbard's 27.7 in 2019, according to Sportradar.

100 — Number of all-time meetings between Georgia and Florida when they play for the 90th time in Jacksonville, Florida, at what's known as the World's Largest Outdoor Cocktail Party.

UNDER THE RADAR

No. 20 Cincinnati at Central Florida

Is this the week the Bearcats' long winning streak against American Athletic Conference opponents ends? Cincinnati has won 17 straight in the league and 19 when AAC championship games are included. The Bears are slight underdogs coming off close calls against South Florida and SMU.

HOT SEAT

South Florida third-year coach Jeff Scott is 4-24 and only one of those wins is against a Bowl Subdivision opponent.

A run of injuries has hindered the Bulls, to be sure, and there was a flicker of hope when they led a ranked Cincinnati in the fourth quarter before losing 28-24 three weeks ago. But 17 of Scott's 24 losses have been by double digits. Even though he signed a two-year contract extension through 2026, patience could be wearing thin.

SEC takes strong stance against storming the field

BY PETE IACOBELLI
Associated Press

COLUMBIA, S.C.

They are iconic moments in college football: Fans rushing the field to celebrate landmark victories, almost all with joyous intentions of honoring their team's success.

The unforgettable scenes have never been more unwelcome in the Southeastern Conference.

The league has tried to curtail crowd rushing for nearly two decades with hefty fines and pregame planning amid concerns over safety and potential liability.

"When people want to go, they want to go," SEC Commissioner Greg Sankey said on the SEC Network last week. "But we have to retrain people to stay in the stands."

Fans at Neyland Stadium filled the field when the Vols ended a 15-game losing streak to Alabama with a wild, 52-49 victory on Oct. 15. There was barely space to move and the Crimson Tide had trouble finding a clear path to the locker room and fans tore down the goalposts and took them to the Tennessee River.

A video appeared to show Alabama receiver Jermaine Burton making contact with a female fan while coming off the field.

"I talked to him," Crimson Tide coach Nick Saban said. "He was scared. I was scared. Some of our other players were scared."

The SEC has had a policy on field or court storming in place since 2004. It fines a school $50,000 for a first offense, then increases it to $100,000 for a second offense and $250,000 for each one after that. The fine money is deposited into the SEC Post-Graduate Scholarship Fund.

The SEC fined Tennessee $100,000 for its second violation of the policy. LSU — whose fans rushed the field moments after a 45-20 win over Mississippi, which was ranked No. 7 at the time — was docked $250,000 for its third violation.

Brian Kelly, LSU's first-year coach, was doing an on-field postgame interview when his police detail told him to leave as people rushed forward.

"It didn't appear to me there as anything in my mind where this would be a game where we would storm the field. Let's do more of it, I guess. I hope I don't get in trouble for that," he said. "I mean, let's win more."

It was a sold-out stadium last Saturday night when South Carolina beat Texas A&M 30-24 for the first time since the Aggies joined the SEC in 2014. Security personnel surrounded the field late and several announcements were made cautioning people to stay off the field. Some in the crowd booed, but remained in the stands as the teams left the field.

Other Power Five conferences have different ways of dealing with field storming.

AP writers John Zenor, Stephen Hawkins, Charles Odum, Teresa Walker, Brett Martel and Mark Long contributed to this report.

FORT WORTH

CITY OF FORT WORTH
NEIGHBORHOOD SERVICES DEPARTMENT
REQUEST FOR PUBLIC COMMENT

Regarding
NOTICE OF INTENT
TO CHANGE USE OF FEDERAL GRANT FUNDS
and
SUBSTANTIAL AMENDMENTS TO PROGRAM YEARS 2020-2021 and 2021-2022
for the
USE OF FEDERAL FUNDS
from the
COMMUNITY DEVELOPMENT BLOCK GRANT (CDBG) PROGRAM
of the
U.S. DEPT. of HOUSING & URBAN DEVELOPMENT (HUD)

Publication Date: October 28, 2022

The City of Fort Worth is holding a public comment period from October 29, 2022 to November 28, 2022 to receive public comments regarding a proposed change in use of $2,000,000.00 in Community Development Block Grant (CDBG) funds, and a substantial amendment to the City's 2020-2021 and 2021-2022 Action Plans. The proposed change in use of funds is for the improvements to fourteen street segments on Ripy Street through the Street Infrastructure Project – Ripy Street. The following street segments/locations:

- Ripy St, W 700 - 799 Hemphill St - Travis Ave
- Ripy St, W 800 - 899 Travis Ave - Lipscomb St
- Ripy St, W 900 - 999 Lipscomb St - College Ave
- Ripy St, W 1000 - 1049 College Ave - Laughton St
- Ripy St, W 1050 - 1099 Laughton St - S Adams St
- Ripy St, W 1100 - 1199 S Adams St - S Henderson St
- Ripy St, W 1200 - 1299 S Henderson St - Baldwin St
- Ripy St, W 1300 - 1313 Baldwin St - 5th Ave
- Ripy St, W 1314 - 1399 5th Ave - 6th Ave
- Ripy St, W 1400 - 1449 6th Ave - Willing Ave
- Ripy St, W 1450 - 1499 Willing Ave - Ryan Ave
- Ripy St, W 2100 - 2199 Townsend Dr - Frazier Ave
- Ripy St, W 2200 - 2299 Frazier Ave - Wayside Ave
- Ripy St, W 2300 - 2399 Wayside Ave - McCart Ave

All associated improvements and/or modifications with the reconstruction of streets include but are not limited to the removal of existing concrete flatwork, removal/construction of existing curb & gutter, sidewalk and ADA compliant ramps, water meter & ground box adjustments, installation of grass sod, sprinkler head adjustments, tree removal, tree trimming, remove and relocate shrubs. Improvements to the streets in these areas will help to promote safety, attractiveness, and community investment. The streets were selected based on input from City of Fort Worth Transportation and Public Works (TPW). TPW identified street segments within CDBG-eligible census tracts that require minimal street reconstruction. The public selected certain streets from TPW's list based on available funding.

The Action Plan funding year shown in the funding tables may vary and be substituted based on the principle of First In, First Out (FIFO) in order to expend oldest grant funds first. The funds may be used for any CDBG eligible costs related to the project identified below on behalf of low and moderate income residents.

Funds From:

Action Plan Year(s)	Development	Amount(s) not to Exceed
2020-2021	Community Development Block Grant: Unprogrammed Funds	$520,955.54
2021-2022	Community Development Block Grant: Street/Sidewalks Project in the amount of $500,000.00 Bunche Park Project in the amount of $512,009.00 Southside Community Center in the amount of $467,035.46	$1,479,044.46
	Total Funds	$2,000,000.00

Funds To:

Action Plan Year(s)	Available Funding Source(s)	Amount(s) not to Exceed
2020-2021	Street Infrastructure Project – Ripy Street: Improvements on Ripy Street at the following street segments/locations: Ripy St, W 700 – 799 Hemphill St - Travis Ave / 800 – 899 Travis Ave - Lipscomb St / 900 – 999 Lipscomb St - College Ave / 1000 - 1049 College Ave - Laughton St / 1050 - 1099 Laughton St - S Adams St / 1100 - 1199 S Adams St - S Henderson St / 1200 - 1299 S Henderson St - Baldwin St / 1300 - 1313 Baldwin St - 5th Ave / 1314 - 1399 5th Ave - 6th Ave / 1400 - 1449 6th Ave - Willing Ave / 1450 - 1499 Willing Ave - Ryan Ave / 2100 - 2199 Townsend Dr - Frazier Ave / 2200 - 2299 Frazier Ave - Wayside Ave / 2300 - 2399 Wayside Ave - McCart Ave (Council District 9)	$520,955.54
2021-2022		$1,479,044.46
	Total Funds	$2,000,000.00

The City of Fort Worth is holding a public comment period from October 29, 2022 to November 28, 2022 to receive public comments on this notice. All comments must be received no later than 5:00 pm on November 28, 2022. To submit written comments please write to the City of Fort Worth, Neighborhood Services Department, 200 Texas Street, Fort Worth, TX 76102, Attention: Victor T. Turner, Director. To request additional information, please contact Leticia Rodriguez at (817) 392-7319 or by email at Leticia.Rodriguez@fortworthtexas.gov. Written comments may also be faxed to (817) 392-7328.

CIUDAD DE FORT WORTH
DEPARTAMENTO DE SERVICIOS VECINDARIOS
SOLICITUD DE COMENTARIOS PÚBLICOS

Sobre
AVISO DE INTENCIÓN
DE CAMBIAR EL USO DE FONDOS DE SUBVENCIÓN FEDERALES
y
ENMIENDAS SUSTANCIALES A LOS PLANES DE ACCIÓN DEL PROGRAMA DE LOS AÑOS 2020-2021 y 2021-2022
para el
USO DE FONDOS FEDERALES
del
COMMUNITY DEVELOPMENT BLOCK GRANT (CDBG)
del
DEPARTAMENTO DE VIVIENDA Y DESARROLLO URBANO DE EE.UU. (HUD)

Fecha de Publicación 28 de octubre 2022

La Ciudad de Fort Worth está llevando a cabo un período de comentarios públicos del 29 de octubre de 2022 al 28 de noviembre de 2022 para recibir comentarios públicos sobre un cambio propuesto en el uso de $2,000,000.00 en fondos de Subvención en Bloque para el Desarrollo Comunitario (CDBG), y una enmienda sustancial a los Planes de Acción 2020-2021 y 2021-2022 de la Ciudad. El cambio propuesto en el uso de los fondos es para las mejoras a catorce segmentos de calles en Ripy Street a través del Proyecto de Infraestructura de Calles – Ripy Street. Los siguientes segmentos/ubicaciones de calles so parte del proyecto:

- Ripy St, W 700 - 799 Hemphill St - Travis Ave
- Ripy St, W 800 - 899 Travis Ave - Lipscomb St
- Ripy St, W 900 - 999 Lipscomb St - College Ave
- Ripy St, W 1000 - 1049 College Ave - Laughton St
- Ripy St, W 1050 - 1099 Laughton St - S Adams St
- Ripy St, W 1100 - 1199 S Adams St - S Henderson St
- Ripy St, W 1200 - 1299 S Henderson St - Baldwin St
- Ripy St, W 1300 - 1313 Baldwin St - 5th Ave
- Ripy St, W 1314 - 1399 5th Ave - 6th Ave
- Ripy St, W 1400 - 1449 6th Ave - Willing Ave
- Ripy St, W 1450 - 1499 Willing Ave - Ryan Ave
- Ripy St, W 2100 - 2199 Townsend Dr - Frazier Ave
- Ripy St, W 2200 - 2299 Frazier Ave - Wayside Ave
- Ripy St, W 2300 - 2399 Wayside Ave - McCart Ave

Todas las modificaciones asociadas con la reconstrucción de calles incluyen, entre otras, la eliminación de pisos de concreto existentes, la eliminación / construcción de bordillos y canalones existentes, aceras y rampas que cumplen con la ADA, ajustes de medidores de agua y cajas de tierra, instalación de césped, ajustes de cabezales de rociadores, eliminación de árboles, poda de árboles, eliminación y reubicación de arbustos. Las mejoras en las calles en estas áreas ayudarán a promover la seguridad, el atractivo y la inversión comunitaria. Las calles fueron seleccionadas en base a los aportes de la Ciudad de Fort Worth Transportation and Public Works (TPW). TPW identificó segmentos de calles dentro de las secciones censales elegibles para CDBG que requieren una reconstrucción mínima de la calle. El público seleccionó ciertas calles de la lista de TPW en función de los fondos disponibles.

Los años de financiación del Plan de Acción demostrados en las tablas de financiación pueden variar y sustituirse por el principio de First In, First Out (FIFO, por sus siglas en inglés) con el fin de gastar los fondos de subvención más antiguos. Los fondos se pueden utilizar para cualquier costo elegible CDBG relacionado con el proyecto identificado abajo o en nombre a los residentes de ingresos bajos y moderados.

Fondos De:

Año(s) del Plan de Acción	Desarrollo	Cantidad(es) no Exceder
2020-2021	Community Development Block Grant (CDBG) - Fondos no Programados	$520,955.54
2021-2022	Community Development Block Grant: Proyecto de Calle/Banquetas por $500,000.00 Proyecto Bunche Park por $512,009.00 Proyecto del Centro Communitario Southside Community por $467,035.46	$1,479,044.46
	Total Funds	$2,000,000.00

Fondos a:

Año(s) del Plan de Acción	Fuente(s) de Fondos Disponibles	Cantidad(es) no Exceder
2020-2021	Proyecto de Infraestructura de Calles – Ripy Street: Mejoras en Ripy Street en los siguientes segmentos/ubicaciones de calles: Ripy St, W 700 – 799 Hemphill St - Travis Ave / 800 – 899 Travis Ave - Lipscomb St / 900 – 999 Lipscomb St - College Ave / 1000 - 1049 College Ave - Laughton St / 1050 - 1099 Laughton St - S Adams St / 1100 - 1199 S Adams St - S Henderson St / 1200 - 1299 S Henderson St - Baldwin St / 1300 - 1313 Baldwin St - 5th Ave / 1314 - 1399 5th Ave - 6th Ave / 1400 - 1449 6th Ave - Willing Ave / 1450 - 1499 Willing Ave - Ryan Ave / 2100 - 2199 Townsend Dr - Frazier Ave / 2200 - 2299 Frazier Ave - Wayside Ave / 2300 - 2399 Wayside Ave - McCart Ave (Council District 9)	$520,955.54
2021-2022		$1,479,044.46
	Fondos Totales	$2,000,000.00

La Ciudad de Fort Worth está llevando a cabo un periodo de comentario público del desde el 29 de octubre del 2022 hasta el 28 de noviembre del 2022 para recibir comentarios del público sobre este aviso. Todos los comentarios deben ser recibidos no más tarde de las 5:00 pm el 28 de noviembre del 2022. Para enviar comentarios por escrito, por favor escriba a la Ciudad de Fort Worth, Departamento de Servicios para Vecindarios, 200 Texas Street, Fort Worth, TX 76102, Atención: Victor T. Turner Director. Para solicitar información adicional, por favor comuníquese con Leticia Rodriguez al (817) 392-7319 o por correo electrónico a Leticia.Rodriguez@fortworthtexas.gov. Comentarios escritos también pueden ser enviados por fax al (817) 392-7328.

COMMENTARY

Phillies' comeback in Game 1 shows Astros hardly invincible

BY BILL SHAIKIN
Los Angeles Times



ERIC GAY AP

It's been 41 years since Astros manager Dusty Baker won a World Series title.

This week marked the 20th anniversary of the greatest game in Angels history, the Scott Spiezio game, the five-run comeback in Game 6 of the 2002 World Series.

The losing manager that night: Dusty Baker.

Never again had a team come back from so far down to win a World Series game until Friday, in Game 1 of the 2022 World Series, when the Philadelphia Phillies staged a five-run comeback against the Houston Astros. These Phillies, like those Angels, delighted in a 6-5 victory.

Twenty years and two days later, the losing manager: Dusty Baker.

The Astros will not go undefeated this postseason. They will not sweep this World Series. They might not even win it.

Game 1 of the World Series blessed us thrice: one, with an unexpected and entertaining festival of second-guessing; two, with the tension of extra innings; and, three, with the destruction of the notion that the Astros are inevitable and invincible.

"How long did we have the lead in the game, 15 minutes?" Phillies outfielder Nick Castellanos told Fox. "Sometimes that's all you need."

That lead came in the fifth hour of the game, and the 10th inning. J.T. Realmuto watched his fly ball carry over the right-field fence, then punched his arm at the sky – er, the stadium roof – as he skipped around the bases.

"Best catcher in baseball," said Phillies star Bryce Harper, who wore a T-shirt commemorating Mike Schmidt, a Phillies World Series MVP in 1980.

Realmuto became the first catcher to hit a World Series home run in extra innings since Carlton Fisk willed and waved his walk-off homer inside the foul pole in Game 6 of the 1975 World Series.

The Phillies won 87 games, yes. They are a third-place team playing in the World Series, sure.

But Zack Wheeler, who started the National League Championship Series clincher, was scheduled to start Game 2 here Saturday. The series then shifts to Philadelphia, where the Phillies are undefeated this postseason. A title is not just wishful thinking.

Phillies manager Rob Thomson managed the first nine innings with intention. That left perhaps his third-best reliever, David Robertson, to pitch the 10th for the save.

"Every game is a Game 7 for us," said Robertson, who told The Times on Thursday he remains sore at the Astros for their 2017 cheating.

Thomson made abundantly clear he had no desire to see Yordan Alvarez, the Astros' slugger, face a right-handed relief pitcher. It was as close as you could get to "don't let Alvarez beat you" as you could get without intentionally walking him.

In the fifth, with no one on and the score tied, Thomson summoned one of his relief aces, left-hander José Alvarado, to face Alvarez. Alvarado induced a pop fly.

In the seventh, with no one on base and the score tied, Thomson summoned one of his starters, left-hander Ranger Suárez, to face Alvarez. Suárez struck him out.

Baker showed no such urgency, letting starter Justin Verlander face Bryce Harper with the go-ahead run in scoring position in the fifth inning – and all that after Verlander had given back all of a 5-0 lead within 11 batters. Harper grounded out.

"It's hard to take Justin out because he can struggle for awhile, but he usually gets it back together," Baker said. "You don't want to just go through your whole bullpen that early in the game."

Said Verlander: "I feel really confident that 99 percent of the time that I'm able to hold that lead, and unfortunately today I wasn't."

Verlander could win his third Cy Young Award next month. He has finished among the top five in voting nine times, in 16 full seasons. As of Friday, he has started World Series games in three decades.

He has yet to win one.

He has started Game 1 of the World Series three times. He has yet to record an out in the sixth.

The first time, in 2006, probable Hall of Famers Albert Pujols and Scott Rolen each homered off him.

The second time, in 2012, the Kung Fu Panda (Pablo Sandoval) homered twice off him.

The third time was not the charm. For the Astros, it had to be alarming.

In the first three innings, the Astros amassed a 5-0 lead, punctuated by two home runs from outfielder Kyle Tucker. In the next two innings, the Phillies roared back to tie the score.

That would be all for Verlander, one of the elite pitchers of his generation. His career World Series record: 0-6, with a 6.07 ERA. His career Game 1 record: 0-2, with a 10.29 ERA.

In his three starts this postseason, he has a 7.20 ERA. He has made two poor starts and one good start. Imagine saying this before Friday: Verlander could get another start, if the Astros can force a Game 5.

FROM PAGE 1B

COWBOYS

"I want to win. If that means going out there and throwing it 20 times, 200 yards, touchdown, no touchdowns, I'll do that. Or 400, five touchdowns," Prescott said. "Whatever is asked of me, that's all that really matters. I just care about the final score at the end of the game."

Prescott also understands that the Cowboys need to get the passing game going and improve their third-down conversion rate.

He says he should be more comfortable against the Bears in his second game back. After missing five games with a broken thumb, he returned to complete 19 of 25 passes for 207 yards in the 24-6 victory against the Lions last week.

Prescott has only had fewer 25 pass attempts two times in his last 57 full games played.

Prescott said those numbers will go up when they start converting third downs and getting more plays.

"I think it's how many plays we're getting. I think that's more of it than anything," Prescott said. "Mostly you want to run the ball. When you run the ball, that opens up the pass game. We've got to establish that. We're not getting first downs and if we're going three-and-out, the number of plays we're getting goes down. We've got to do a better job of getting more first downs and getting more cracks. Getting more plays, and with more plays, more opportunities come for everybody."

GET MICHAEL GALLUP INVOLVED IN THE PASSING GAME

With the trade deadline approaching on Monday, teams are calling the Cowboys to see if they need help at receiver. It is a good question because so far it's been CeeDee Lamb and Noah Brown alone.

Lamb leads the Cowboys with 37 catches for 479 yards. Brown has 25 catches for 339 yards, but he only has seven catches the past three games.

The Cowboys need to get more from Michael Gallup, who missed the first three games recovering from a torn ACL. Gallup has only eight catches for 86 in the last four games. He is supposed to be the team's No. 2 receiver behind Lamb and serve the primary deep threat.

The Cowboys must find a way to get Gallup untracked. James Washington is returning from a foot injury after the bye.

But if the Cowboys don't get production from Gallup, they might be tempted to add help at receiver via trade at the right price.

FOCUS ON STOPPING THE BEARS RUN GAME WITH ADDED BEEF UP FRONT

There is no question the Cowboys have one of the league's best defenses. They have allowed only eight touchdowns. They have league's best pass rush, leading the league with 29 sacks and 55 opponent negative plays.

If the unit has shown one weakness all season, it's stopping the run. They allow an average of 120 yards per game on the ground, ranking 20th in the league. It was the impetus for the mid-week trade with the Las Vegas Raiders to acquire defensive tackle Johnathan Hankins. At 6-foot, 340 pounds, Hankins gives the Cowboys added beef up the middle to go with Quentin Bohanna (6-3, 330), the only other lineman on the roster with run-stuffing size.

It was a timely move with Bears coming to town on Sunday. The Bears have the league's best rushing offense, averaging 181 yards per game.

Hankins said he needs no time to adjust and will be ready to play against the Bears.

"There ain't really much to say or nothing lavish that's coming," Hankins said when asked about his role. "I'm just coming in here to stop the run and help this team win games."

CONTAIN JUSTIN FIELDS

Bears quarterback Justin Fields remains a work in progress as a passer. But as long as he doesn't make mistakes, he has proven to be weapon on offense because his ability to scramble with his blazing speed.

On most Sundays that would be a problem for opposing linebackers. But against the Cowboys that may be a problems for Fields. Linebacker Micah Parsons can not only run with Fields, he has proven to be faster than him.

"Yeah. I mean he knows it, too," Parsons said when asked if he is faster than Fields. "We've raced multiple times. We actually raced our 40 times back when he was coming out, beat him in that. It's not even close."

Parsons ran the 40 in 4.39 seconds during his pro day at Penn State. Fields' best was 4.44 at Ohio State.

The Bears are incorporating the quarterback run into their offense like the Philadelphia Eagles do with Jalen Hurts on scrambles, zones reads and run pass options.

"None of them are faster than me so I don't really think that's a problem," Parsons said when asked to compare Hurts to Fields. "At the end of day we just got to get them to the ground."

FOCUS ON THE BEARS

With the bye coming up next week, there is a natural inclination to let your mind wonder about plans for the off week. Scheduling, travel, family are things that must be decided on, especially if you don't plan to stick around Dallas.

Coach Mike McCarthy has made a point to address the Cowboys are getting the focus on Sunday's game against the Bears and worry about the bye after the games.

"Honestly, we're focused on this week," quarterback Dak Prescott said. "(Mike McCarthy) made that clear Monday. Obviously gave us the schedule of the bye week and said this is the last we're going to talk about it until post game. As we're adults and we're men, we can do that. We obviously understand what's after this game. But right now it's about focusing in each day and understanding we've got a really good team and a team that just played really well Monday night. So we've got to make sure that we lock in, focus on getting a win. It's about getting win No. 6, and we can enjoy the bye week when that comes. "

Clarence E. Hill Jr.: 817-390-7760, clarencehilljr

In Memory
Announcement Information
Call **817-390-7780**

FORT WORTH

PUBLIC NOTICE

CITY OF FORT WORTH
NEIGHBORHOOD SERVICES DEPARTMENT
REQUEST FOR PUBLIC COMMENT

Regarding
NOTICE OF INTENT
TO CHANGE USE OF FEDERAL GRANT FUNDS
and

SUBSTANTIAL AMENDMENT TO THE PROGRAM YEAR
2019-2020 ACTION PLAN
for the use of

COMMUNITY DEVELOPMENT BLOCK GRANT (CDBG) FUNDS
from U.S. DEPT. of HOUSING & URBAN DEVELOPMENT (HUD)

Publication Date- October 30, 2022

This notice is to inform the public that a request has been made to move a portion of grant funds currently allocated by the City to Southside Community Center, for ADA-compliant accessibility improvements to bathrooms, entry ways, parking lots and other improvements at 959 East Rosedale Street 76104, to the Worth Heights Community Center at 3551 New York Avenue 76110, to rehabilitate and reconfigure approximately 770 square feet on the north end of the facility, which includes: the construction of three new walls, adding three doors, adding a specialized sound dampening gypsum board, adding a glass window at the reception desk, Funding required to renovate and bring Southside Community Center into full compliance exceed available funding. Additional renovation to Worth Heights Community Center is required to accommodate staff responsible for conducting online intakes and community outreach for the Community Action Partners Program.

The City of Fort Worth (City) is holding a public comment period regarding this allocation of funds, from October 31, 2022 to December, 2 2022 to receive public comments concerning this proposed change in use and allocation of $250,000.00 in Community Development Block Grant (CDBG) funds. This reallocation of funds constitutes a substantial amendment to the City's 2019-2020 Action Plan.

Funds From:

Program Year	Activity	Amount
2019-2020	Funding for ADA-compliant accessibility improvements to bathrooms, entry ways, parking lots, and other improvements that benefit City residents, particularly seniors and persons with disabilities at Southside Community Center, 959 E. Rosedale Street, 76104. CD8	$250,000.00
	TOTAL:	$250,000.00

Funds To:

Program Year*	Activity	Amount
2022-2023	Construction at Worth Heights Community Center will include the rehabilitation and reconfiguration of approximately 770 square feet of space previously used as a dental clinic, into office space to be used by Community Action Partners staff. CD8	$250,000.00
	TOTAL:	$250,000.00

* The Action Plan funding year selected may vary and be substituted based on the principle of First In, First Out (FIFO) in order to expend oldest grant funds first and can be from any available CDBG program source. The funds may be made available in varying amounts from the program years as a result of project cancellations, balances remaining from previously completed projects, and from repayments from previous projects.

The thirty (30) day comment period will commence on October 31, 2022. All comments must be received no later than 5:00 pm on December 2, 2022. To submit written comments please write to the City of Fort Worth, Neighborhood Development Department, 200 Texas Street, Fort Worth, TX 76102, Attention: Victor Turner, Director. To request additional information, please contact Justin McLaughlin at (817) 392-7369 or by email at Justin.McLaughlin@FortWorthTexas.gov. Written comments may also be faxed to (817) 392-7369.

FORT WORTH

NOTA REVISADA

CIUDAD DE FORT WORTH
DEPARTAMENTO DE VIVIENDA Y DESARROLLO ECONÓMICO
PETICIÓN PARA COMENTARIO PÚBLICO

CON RESPECTO A
UNA NOTA DE INTENCION
PARA CAMBIAR EL USO DE FONDOS FEDERALES
Y

LA ENMIENDA A LOS PLANES DE ACCIÓN DE LOS AÑOS DE PROGRAMA
2019-2020
PARA EL USO DE FONDOS FEDERALES DEL PROGRAMA DE ASOCIACION PARA INVERSIONES EN VIVIENDA (HOME)
del

DEPARTAMENTO DE VIVIENDA Y DESAROLLO URBANO DE EE.UU. (HUD)

Fecha de Publicación- October 30th, 2022

Este aviso es para informar al público que se ha realizado una solicitud para trasladar una parte de los fondos de la subvención actualmente asignados por la Ciudad al Centro Comunitario de Southside, para mejoras de accesibilidad que cumplen con la ADA en baños, entradas, estacionamientos y otras mejoras en 959 East Rosedale Street 76104, en el Centro Comunitario de Worth Heights en 3551 New York Avenue 76110, para rehabilitar y reconfigurar aproximadamente 770 pies cuadrados en el extremo norte de la instalación, que incluye: la construcción de tres paredes nuevas, la adición de tres puertas, la adición de un paneles de yeso para amortiguar el sonido, agregar una ventana de vidrio en el mostrador de recepción, los fondos necesarios para renovar y lograr que el Centro Comunitario de Southside cumpla plenamente con los requisitos superan los fondos disponibles. Se requiere una renovación adicional en el Centro Comunitario de Worth Heights para acomodar al personal responsable de realizar las admisiones en línea y el alcance comunitario para el Programa de Socios de Acción Comunitaria.

La Ciudad de Fort Worth (Ciudad) llevará a cabo un período de comentarios públicos con respecto a esta asignación de fondos, desde el 31 de octubre de 2022 hasta el 2 de diciembre de 2022 para recibir comentarios públicos sobre este cambio propuesto en el uso y la asignación de $250,000.00 en Subvención en Bloque para el Desarrollo Comunitario (CDBG) fondos. Esta reasignación de fondos constituye una enmienda sustancial al Plan de Acción 2019-2020 de la Ciudad.

Los fondos de:

Ano del Programa*	Activiad	Cantidad
2019-2020	Financiamiento para mejoras de accesibilidad que cumplen con la ADA en baños, entradas, estacionamientos y otras mejoras que benefician a los residentes de la Ciudad, en particular a las personas mayores y las personas con discapacidades en el Centro Comunitario Southside, 959 E. Rosedale Street, 76104. CD8	$250,000.00
	TOTAL:	$250,000.00

Los fondos a la actividad siguiente:

Ano del Programa*	Activiad	Cantidad
2022-2023	HUD requiere que un mínimo del 15 por ciento de los fondos de HOME se asigne a CHDO para proyectos de vivienda asequible. Estos fondos serán utilizados por Housing Channel, un CHDO, para un desarrollo multifamiliar en Parkdale Avenue (CONSEJO DISTRITO 5). Todas las unidades construidas con estos fondos beneficiarán a los residentes con ingresos iguales o inferiores al 80 por ciento del ingreso medio del área establecido por HUD. CD8	$250,000.00
	TOTAL:	$250,000.00

* El año de financiación del Plan de Acción seleccionado puede variar y sustituirse según el principio de Primero en entrar, primero en salir (FIFO) para gastar primero los fondos de subvención más antiguos y puede ser de cualquier fuente de programa CDBG disponible. Los fondos pueden estar disponibles en cantidades variables a partir de los años del programa como resultado de cancelaciones de proyectos, saldos restantes de proyectos completados previamente y de reembolsos de proyectos anteriores.

El período de comentarios de treinta (30) días comenzará el 31 de octubre de 2022. Todos los comentarios deben recibirse a más tardar a las 5:00 p. m. del 2 de diciembre de 2022. Para enviar comentarios por escrito, escriba al Departamento de Desarrollo de Vecindarios de la Ciudad de Fort Worth, 200 Texas Street, Fort Worth, TX 76102, Atención: Victor Turner, Director. Para solicitar información adicional, comuníquese con Justin McLaughlin al (817) 392-7369 o por correo electrónico a Justin.McLaughlin@FortWorthTexas.gov. Los comentarios escritos también pueden enviarse por fax al (817) 392-7369.

FROM PAGE 1A

SENATOR

The state Health and Human Services Commission in late January issued an emergency suspension for Fort Behavioral Health's adolescent treatment programs, which include programming for autistic teens, teens with substance use disorders and teens in foster care. The state agency cited a concern of immediate risk to children's safety, and told families they had about six hours to pick up their children.

And while a spokesperson for the state commission said the agency provided resources to families affected by the sudden shutdown, four families told the Star-Telegram that they did not receive any meaningful help. Two of those families' teens ended up in emergency rooms following the shutdown, and all four families said the sudden change in care was detrimental to their children's treatment progress.

The state has not released an investigation report or other findings about what triggered the Fort Behavioral shutdown. The facility in southwest Fort Worth was allowed to reopen in late February with conditions, after it contested the closure order in court. (Since the shutdown, representatives of Fort Behavioral Health have not responded to emails and calls requesting comment, and they asked Star-Telegram reporters who went to the facility to leave the premises.)

Advocates said there are times when the state does need to close down a facility to prevent or stop abuse and neglect. But the fallout for the Fort Behavioral families also underlined a gap in support for high-needs Texans, advocates said.

Sarah Worthington, the director of the Texas Foster Youth Justice Project, said that abruptly removing a child from a facility can trigger a range of tangible impacts, such as lost treatment records or suddenly changed medications. But it also breaks down a child's trust in their treatment, forcing them to meet new providers, re-explain potentially traumatic histories and adjust to an entirely new environment.

"It's like there's no way for them to succeed, when they're not given an opportunity to just have some stability," Worthington said.

She said the state has a duty to protect children in private facilities such as Fort Behavioral Health, even if they aren't in foster care, because those facilities are licensed and regulated by the state.

"The state is absolutely responsible, even for children who aren't in foster care, to make sure that they're safe, because they provide those licenses," Worthington said. "They have a responsibility to protect children in any setting that provides care, whether that's a behavioral hospital or just a daycare."

NO SAFETY NET

George Valles, an advocate supervisor at Disability Rights Texas, said he's seen facility shutdowns in the past, similar to the one at Fort Behavioral and with similar outcomes for patients.

"I think it's a case of a safety net needing to be developed," Valles said.

When the state shut down Fort Behavioral Health, families were given mere hours' notice to pick up their kids. That left families scrambling, with little time to form backup plans.

Valles said this last-minute notice is a sign that the state needs to be more transparent so families can find alternate resources for their children.

But being open with the families and residents of facilities would also mean that facility staff could find out about a shutdown ahead of time — which might trigger them leaving for other jobs while there are still patients in care. Valles said that, too, is something the state could help with.

"The state should be moving staff in to keep the facility functioning until the residents are successfully transitioned," Valles said.

Perry, the state senator, similarly suggested that perhaps the state could set up a plan to take over facilities that have been flagged for closure. Under such a setup, the state could continue operating the facility until the kids are placed elsewhere.

"I think you can have a receivership kind of program where maybe you don't close that facility and run them all out of there," he said.

Perry said a receivership-style setup is just one idea, but that situations such as the Fort Behavioral Health shutdown underscore the need for some type of better framework.

'WE NEED MORE RESOURCES'

Worthington — of the Texas Foster Youth Justice Project — said the state should be providing more hands-on help in the case of a sudden shutdown.

She said the state should have trained staff who can help find new placements, review medications and track children as they adjust to their new treatment plans.

"That transition piece is what's critical," Worthington said.

Even with advance notice and state assistance, some families would struggle to find alternate resources for their kids, because of the shortage of facilities that care for high-needs patients, particularly if they're young patients.

Jacquie Benestante, the executive director of the Autism Society of Texas, said it's hard for families in any context to find a place to treat their children.

"It's really awful for parents. There's very few facilities that will take kids with autism and there's very few quality facilities for autism and mental health, and it's really hard," she said.

Greg Hansch, the executive director of the National Alliance on Mental Illness Texas, said patients often don't have many options when the state shuts down a facility. He said his organization hears from families who don't live near any treatment centers, as well as families who say the treatment centers that are near them are very expensive.

"Shutting one down may need to happen, because of the risk of harm to kids, but we need to make sure that there are other resources available for these families when facilities are shut down," Hansch said.

The state needs to invest more money, Hansch said, so there are places for kids to get the care they need.

"We need more resources," Hansch said. "We need more options for this population."

'VERY PREDICTABLE'

Larkin Taylor-Parker believes the state failed the children at Fort Behavioral long before January's shutdown.

Taylor-Parker is the legal director for the Autistic Self Advocacy Network, which primarily focuses on autistic people's rights at the federal level. They said that stronger community- and home-based resources may have prevented some of the teens from needing to be placed in a residential treatment facility in the first place.

"The state didn't provide adequate services well in advance of a crisis, to stave off a crisis," Taylor-Parker said.

"I'm saddened, but I can't say I'm surprised to see the same state service systems that created the conditions in which these poor kids were institutionalized, having to shut down that institution and then not doing a very good job of putting services into place to keep the children out of places like hospital ERs."

Given that the families discharged from Fort Behavioral didn't have access to many resources, Taylor-Parker said the catastrophic outcomes for some families was not surprising.

"In the absence of adequate home and community based services (and) a strong community mental health system that is equipped to serve adolescents and is equipped to serve people with intellectual and developmental disabilities, crises are predictable," they said. "Very predictable."

Emily Brindley: 817-390-7014

FROM PAGE 1A

HOMES

more 10,000 lots around Boise, Idaho, according to its website.

Neighbors said they are wary of any development along that section of Bowman Roberts Road, a narrow tree-lined stretch with no shoulder and a sharp bend that some call "dead man's curve," said Ryan Smith, president of the Northwest Fort Worth Alliance.

"We're not against development," Smith said. His organization supported a 720 'nit apartment project from South Carolina-based Greystar Development just north of North Loop 820 and Old Decatur Road.

The concerns are over the two-lane Bowman Roberts Road, which, like many roads north of Loop 820, was not built with dense housing developments in mind.

The city has been trying to catch up with far north Fort Worth's rapid growth, but Bowman Roberts Road is not on Fort Worth's long term plan for road improvements.

The developer will make improvements to the road to improve safety, Poole said.

Conger Group plans to put a four-way stop at the driveway leading into the development, at Bowman Roberts Road and Coral Reef Drive.

The zoning commission will take up the case at its March 22 meeting. It could go before the city council in April.

Harrison Mantas: 817-390-7040, Harrison Mantas

Fort Worth Star-Telegram

There's always more to the story.

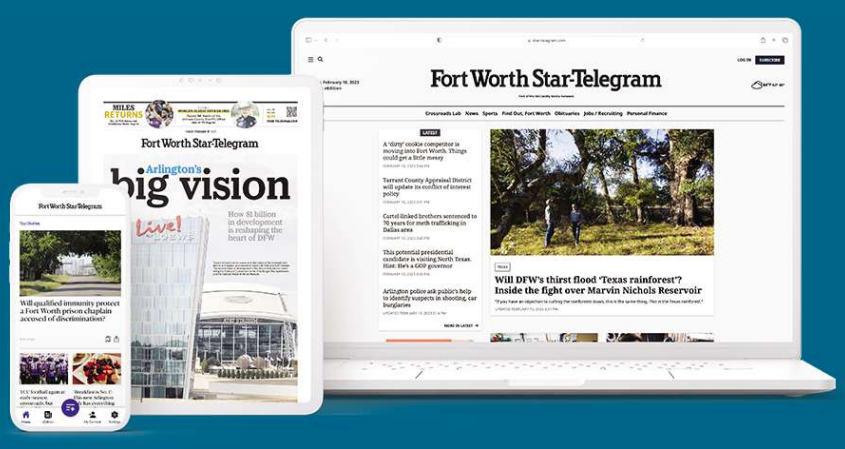

Get the latest updates when you tap into the free digital access available with your subscription.

1. Scan the QR code below or go to **star-telegram.com/activate.**
2. Click on the "Activate" button in the Set Up Digital Access box.
3. Toggle to "Sign Up" on the screen and enter your preferred email and password.
4. Enter the last name, zip code, phone number or house number on your subscription to verify your account.
5. Once you receive a confirmation message in green, log in and enjoy all of your digital benefits.

Set up your access today at **star-telegram.com/activate**

FORT WORTH®

CITY OF FORT WORTH
NEIGHBORHOOD SERVICES DEPARTMENT
PUBLIC NOTICE
Regarding
NOTICE OF INTENT TO CHANGE USE OF
SECTION 108 LOAN PROGRAM
and
ECONOMIC DEVELOPMENT INITIATIVE (EDI) GRANT FUNDS
from the
U.S. DEPT. of HOUSING & URBAN DEVELOPMENT (HUD)
Unspent Balances and Earned Interest Amounts
Publication Date: March 20, 2023

The City of Fort Worth is holding a public comment period from March 21, 2023 to April 19, 2023 to receive public comments regarding a proposed change in use of $1,257,596.29 in Section 108 Loan Program Funds and the Economic Development Initiative (EDI) Grant Funds received from the U.S. Department of Housing and Urban Development (HUD). Funds received from HUD were earmarked for projects that have already been completed. The available funds in the amount of $1,257,596.29 are from unspent balance and earned interest.

The funds from these available sources will be used for the cost to rehabilitate the Evans Plaza and develop the Evans Avenue Community Park ("Project"). The project includes, but is not limited to, the acquisition of lots located on the 1000 block of Evans Avenue, 800 block of Missouri Avenue, Pulaski Street vacant right of way and a public alley; re-platting and park dedication; site grading; installation of electrical services and plumbing; installing lighting, paving or surfacing; landscaping (grass, trees, various plantings); providing access to water and electricity; installing sidewalks and pathways; and the development and installation of public art. The Project will also include the rehabilitation of Evans plaza using historic preservation methods to repair or replace bricks and pavers; rehabilitate or replace historic plaques; improving plaza lighting; painting and sealing (if needed); plumbing and electrical installation or repairs; landscape maintenance and replanting (if needed); and any other repairs with the sole goal of preserving Evans Plaza and extending its life. The funds may be used for any eligible costs related to the Project and on behalf of low- and moderate-income residents.

Funds From:

Program Year	Available Funding Source(s)	Amount(s)
2021-2022	Section 108 Loan Program Funds	$739,665.94
2021-2022	Economic Development Initiative Grant Funds	$517,930.35
	Total Funds	$1,257,596.29

Funds To:

Program Year	Proposed Activity Name	Amount(s)
2021-2022	Evans Plaza Restoration and Evans Avenue Community Park Project	$739,665.94
2021-2022	Evans Plaza Restoration and Evans Avenue Community Park Project	$517,930.35
	Total Funds	$1,257,596.29

The City of Fort Worth is holding a public comment period from March 21, 2023 to April 19, 2023 to receive public comments on this notice. All comments must be received no later than 5:00 pm on April 19, 2023. To submit written comments please write to the City of Fort Worth, Neighborhood Services Department, 200 Texas Street, Fort Worth, TX 76102, Attention: Victor T. Turner, Director. To request additional information, please contact Leticia Rodriguez at (817) 392-7319 or by email at leticia.rodriguez@fortworthtexas.gov. Written comments may also be faxed to (817) 392-7328.

CIUDAD DE FORT WORTH
DEPARTAMENTO DE SERVICIOS PARA VECINDARIOS
SOLICITUD DE COMENTARIOS PÚBLICOS
Con Respecto a un
AVISO DE INTENCIÓN
DE CAMBIAR EL USO DE FONDOS FEDERALES DEL
PROGRAMA DE PRÉSTAMOS SECCIÓN 108
y
FONDOS DE SUBVENCIÓN DE LA INICIATIVA DE DESARROLLO ECONÓMICO (EDI)
del
DEPARTAMENTO de VIVIENDA y DESARROLLO URBANO de EE.UU. (HUD)
Saldos no Gastados y Intereses Ganados
Fecha de publicación: 20 de marzo de 2023

La Ciudad de Fort Worth llevará a cabo un período de comentarios públicos del 21 de marzo de 2023 al 19 de abril de 2023 para recibir comentarios públicos sobre un cambio propuesto en el uso de $1,257,596.29 en Fondos del Programa de Préstamo de la Sección 108 y los Fondos de Subvención de la Iniciativa de Desarrollo Económico (EDI) recibidos del Departamento de Vivienda y Desarrollo Urbano de los Estados Unidos (HUD). Los fondos recibidos de HUD se destinaron a proyectos que ya se han completado. Los fondos disponibles de $1,257,596.29 provienen de un saldo no gastado y intereses ganados.

Los fondos de estas fuentes disponibles se utilizarán para sufragar el costo de la rehabilitación de la Plaza Evans y el desarrollo del Parque Comunitario de Evans Avenue ("Proyecto"). El proyecto incluye, entre otros, la adquisición de lotes ubicados en la cuadra 1000 de Evans Avenue, la cuadra 800 de Missouri Avenue, el derecho de paso vacante de Pulaski Street y un callejón público; replantación y dedicación del parque; clasificación del sitio; instalación de servicios eléctricos y de plomería; instalación de alumbrado, pavimentación o pavimentación; paisajismo (césped, árboles, varias plantas); proporcionar acceso a agua y electricidad; instalación de aceras y caminos; y el desarrollo e instalación de arte público. El Proyecto también incluirá la rehabilitación de la Plaza Evans usando métodos de preservación histórica para reparar o reemplazar ladrillos y adoquines; rehabilitar o reemplazar placas históricas; mejorar la iluminación de plaza; pintura y sellado (si es necesario); instalaciones o reparaciones de fontanería y electricidad; mantenimiento del paisaje y replantación (si es necesario); y cualquier otra reparación con el único objetivo de preservar la Plaza Evans y prolongar su vida útil. Los fondos pueden usarse para cualquier costo elegible relacionado con el Proyecto y en nombre de los residentes de ingresos bajos y moderados.

Fondos De:

Año del Programa	Fuente(s) de Fondos Disponibles	Cantdad(es)
2021-2022	Fondos del Programa de Préstamo de la Sección 108	$739,665.94
2021-2022	Fondos de Subvención de la Iniciativa de Desarrollo Económico (EDI)	$517,930.35
	Total Funds	$1,257,596.29

Fondos A:

Año del Programa	Fuente(s) de Fondos Disponibles	Cantdad(es)
2021-2022	Evans Plaza Restoration and Evans Avenue Community Park Project	$739,665.94
2021-2022	Evans Plaza Restoration and Evans Avenue Community Park Project	$517,930.35

La ciudad de Fort Worth llevará a cabo un período de comentarios públicos del 21 de marzo de 2023 al 19 de abril de 2023 para recibir comentarios públicos sobre este aviso. Todos los comentarios deben recibirse antes de las 5:00 p. m. el 19 de abril de 2023. Para enviar comentarios por escrito, escriba a City of Fort Worth, Neighborhood Services Department, 200 Texas Street, Fort Worth, TX 76102, Attention: Victor T. Turner, directora. Para solicitar información adicional, comuníquese con Leticia Rodríguez al (817) 392-7319 o por correo electrónico a leticia.rodriguez@fortworthtexas.gov. Los comentarios escritos también pueden enviarse por fax al (817) 392-7328.

Twitter asks congressional campaigns to pay for verification

BY CRISTIANO LIMA
Washington Post

Twitter last week notified congressional offices that while lawmakers' official accounts will be spared from the social media platform's recent verification purge, their campaign and personal accounts will not, according to an email obtained by The Technology 202.

In a note to Capitol Hill staffers on Wednesday, Twitter outlined "a new policy for grey checkmark eligibility," the revamped system it has rolled out to verify official government accounts.

"Moving forward, only official accounts of Members of Congress will be badged, personal/campaign accounts will not be provided a grey badge," the email stated, adding that there will be a "debadging" period for the latter accounts starting at the beginning of May.

For lawmakers to stay verified on their campaign and personal accounts, Twitter suggested, they will need to pay up like everybody else.

"We encourage the consideration of Twitter Blue as an alternative to experiencing the new and latest features on the platform," said the email, addressed simply from "Twitter."

Twitter did not return a request for comment.

The note offers clarity about how the company's new verification rules – which have sparked significant confusion – will deal with some of its most powerful U.S. users.

But the decision to remove automatic verification from hundreds of accounts for lawmakers and candidates could open the door for a wave of impostors.

Twitter on Thursday started to remove the "blue check" verification marks it has long used to authenticate the identity of high-profile users from thousands of accounts.

Twitter chief Elon Musk said the move was aimed at ridding the site of what he called a "lords & peasants system" and meant to "democratize journalism & empower the voice of the people."

Elon Musk

The changes drew blowback from some prominent users, including basketball star LeBron James and author Stephen King, who said the company was falsely suggesting they had paid to stay verified when they had not. Musk later said he comped the costs for some major users.

The confusion didn't end there.

Some users seized on the removal of thousands of blue check marks to impersonate political figures, including the late Sen. John McCain, R-Ariz., highlighting the risks of the new rules.

DAVID J. PHILLIP AP

Mass shooting survivor Wilson Garcia becomes emotional during a vigil Sunday for his son, Daniel Enrique Laso, in Cleveland, Texas. Garcia's son and wife were killed in the shooting north of Houston on Friday night.

Man who lost wife, son in Texas mass shooting tells story

BY JUAN A. LOZANO
Associated Press

CLEVELAND, TEXAS

Wilson Garcia hadn't even asked his neighbor to stop shooting his gun.

People in their rural town north of Houston are used to people firing their weapons to blow off steam, but it was late Friday night, and Garcia had a month-old son who was crying.

So, Garcia said, he and two other people went to his neighbor's house to "respectfully" ask that he shoot farther away from their home.

"He told us he was on his property, and he could do what he wanted," Garcia said Sunday after a vigil in Cleveland, Texas, for his 9-year-old son who was killed in the attack that soon followed.

The suspect, 38-year-old Francisco Oropeza, remained at large Monday despite a search involving more than 250 law enforcement officers from multiple jurisdictions.

Garcia called the police after Oropeza rejected his request. The man shot some more, and now it sounded louder. In the neighborhood of homes on 1-acre lots, Garcia could see the man on his front porch but couldn't tell what he was doing.

His family continued to call police — five calls in all, Garcia said. Five times the dispatcher assured that help was coming.

And then, 10 to 20 minutes after Garcia had walked back from Oropeza's house, the man started running toward him, and reloading.

"I told my wife, 'Get inside. This man has loaded his weapon,' " Garcia said. "My wife told me to go inside because 'he won't fire at me, I'm a woman.' "

The gunman walked up to the home and began firing. Garcia's wife, Sonia Argentina Guzman, 25, was at the front door, and the first to die.

The house held 15 people in all, several of them friends who had been there to join Garcia's wife on a church retreat. The gunman seemed intent on killing everyone, Garcia said.

Also among the dead were Garcia's son, Daniel Enrique Laso, and two women who died while shielding Garcia's baby and 2-year-old daughter. Garcia said one of the women had told him to jump out a window "because my children were without a mother and one of their parents had to stay alive to take care of them."

"I am trying to be strong for my children," Garcia said, crying. "My daughter sort of understands. It is very difficult when she begins to ask for mama and for her (older) brother."

Police went door to door Sunday in hopes of finding any clues that would lead them to the suspect. Gov. Greg Abbott put up $50,000 in reward money and local officials and the FBI also chipped in, bringing the total to $80,000 for any information about Oropeza's whereabouts.

"I can tell you right now, we have zero leads," James Smith, the FBI special agent in charge, told reporters while again asking the public for tips in the rural town north of Houston where the shooting took place just before midnight Friday.

Police recovered the AR-15-style rifle that they said Oropeza used in the shootings. Authorities were not sure if Oropeza was carrying another weapon after others were found in his home, but said he should be considered armed and dangerous.

He likely fled the area on foot. During the early hours of the search, investigators found clothes and a phone while combing an area that includes dense layers of forest, but tracking dogs lost the scent, San Jacinto County Sheriff Greg Capers said.

Authorities were able to identify Oropeza by an identity card issued by Mexican authorities to citizens who reside outside the country, as well as doorbell camera footage. He said police have also interviewed the suspect's wife multiple times.

Capers said he hoped the reward money would motivate people to provide information, and that there were plans to put up billboards in Spanish to spread the word. Garcia, his slain wife and son and the other three victims — Diana Velazquez Alvarado, 21; Julisa Molina Rivera, 31; and Jose Jonathan Casarez, 18 — were from Honduras.

"We're looking for closure for this family," Capers said.

Asked about response time, Capers said officers got there as fast as they could and that he had only three covering 700 square miles.

COMBINED NOTICE OF FINDING OF NO SIGNIFICANT IMPACT
AND
INTENT TO REQUEST RELEASE OF FUNDS

Date of Publication
May 2, 2023

City of Fort Worth
200 Texas Street
Fort Worth, Texas 76102
(817) 392-7540

This Notice shall satisfy the above-cited two separate but related procedural notification requirements for activities to be undertaken by the City of Fort Worth.

REQUEST FOR RELEAST OF FUNDS

On or about May 18, 2023, the City of Fort Worth will submit a request to the U.S. Department of Housing and Urban Development (HUD) for the release of Community Development Block Grant (CDBG) funds under Housing and Urban Development Act of 1974, as amended, for the purchase and development of Casa de los Sueños, a proposed affordable housing development in west Fort Worth, located at 8401 West Freeway. The City will be providing approximately $1,500,000.00 in CDBG funds to this project.

In 2022, Fort Worth Housing Solutions (FWHS) and Ojala Holdings (Ojala) jointly applied to Tarrant County's Request for Proposals (RFP) solicitation for funding to support affordable housing. The application included numerous letters of support from the community and partners who will have an active role in stabilizing families. Those partners include FWISD, JPS, MHMR, LVT Rise, Cook Children's, and Moritz Kia. The proposed project will convert the Express Inn at 8401 West Freeway to 55 units of permanent supportive housing – Casa de los Sueños. Ojala will assist with the conversion as fee developer and asset manager. The property currently has 83 units, which will be converted into 55 units to accommodate families. This configuration would include 12 1-bedroom units, 23 2-bedroom units, and 20 3-bedroom units, ranging from 416 square feet to 818 square feet, an average of 644 square feet per unit. The project will also include a resident lounge, community space, business center, computer lab, and case management offices. Other planned amenities include a dog park, playground, multi-function sport court, activated green courtyard, resident garden, and laundry center.

The total project cost is $11.9 million. The estimated financing structure of the project includes the following:

Estimated Total HUD Funded Amount: $1,500,000.00

Estimated Total Project Cost (HUD and non-HUD funds) [24 CFR 58.32(d)] $11,900,000.00

FINDING OF NO SIGNIFICANT IMPACT

The City of Fort Worth has determined that the project will have no significant impact on the human environment. Therefore, an Environmental Impact Statement under the National Environmental Policy Act of 1969 (NEPA) is not required. Additional project information is contained in the Environmental Review Record (ERR) on file at the City of Fort Worth Neighborhood Services Department, 908 Monroe Street, 3rd Floor, Fort Worth, Texas 76102, and is available for review or may be copied 8:00 a.m. to 5:00 p.m. Monday through Friday.

PUBLIC COMMENTS

Any individual, group, or agency wishing to comment on the project may submit written comments on the ERR to Sharon Burkley, Community Development Planning Manager, Neighborhood Services, City of Fort Worth, 200 Texas Street, Fort Worth, Texas 76102, contact by telephone at (817) 392-5785, or via email at Sharon.Burkley@fortworthtexas.gov. All comments received by 5:00 p.m., May 17, 2023 will be considered by the City of Fort Worth prior to authorizing submission of a request for release of funds to HUD. Commenters should specify which part of this Notice they are addressing.

RELEASE OF FUNDS

The City of Fort Worth certifies to HUD that Fernando Costa in his capacity as Assistant City Manager consents to accept the jurisdiction of the Federal Courts if an action is brought to enforce responsibilities in relation to the environmental review process and that these responsibilities have been satisfied. HUD's approval of the certification satisfies its responsibilities under NEPA and related laws and authorities, and allows the City of Fort Worth to use Program funds.

OBJECTIONS TO RELEASE OF FUNDS

HUD will consider objections to its release of funds and the City of Fort Worth's certification for a period of fifteen days following the anticipated submission date or its actual receipt of the request for release of funds (whichever is later) only if they are on one of the following bases: (a) the certification was not executed by the Certifying Officer or other officer of the City of Fort Worth; (b) the City of Fort Worth has omitted a step or failed to make a decision or finding required by HUD regulations at 24 CFR Part 58; (c) the grant recipient or other participants in the project have committed funds or incurred costs not authorized by 24 CFR Part 58 before approval of release of funds by HUD; or (d) another Federal agency acting pursuant to 40 CFR Part 1504 has submitted a written finding that the project is unsatisfactory from the stand point of environmental quality. Objections must be prepared and submitted in accordance with the required procedures (24 CFR Part 58, Sec. 58.76) and shall be addressed to U.S. Department of Housing and Urban Development, Shirley Henley, CPD Program Office Director, Fort Worth Regional Office, 307 W. 7th St., Unit 1000, Fort Worth, Texas 76102. Potential objectors should contact HUD to verify the actual last day of the objection period.

Fernando Costa, Assistant City Manager

Fort Worth Star-Telegram

Be the first to know when news breaks.

Access real-time reporting on local news that impacts your day-to-day-life.

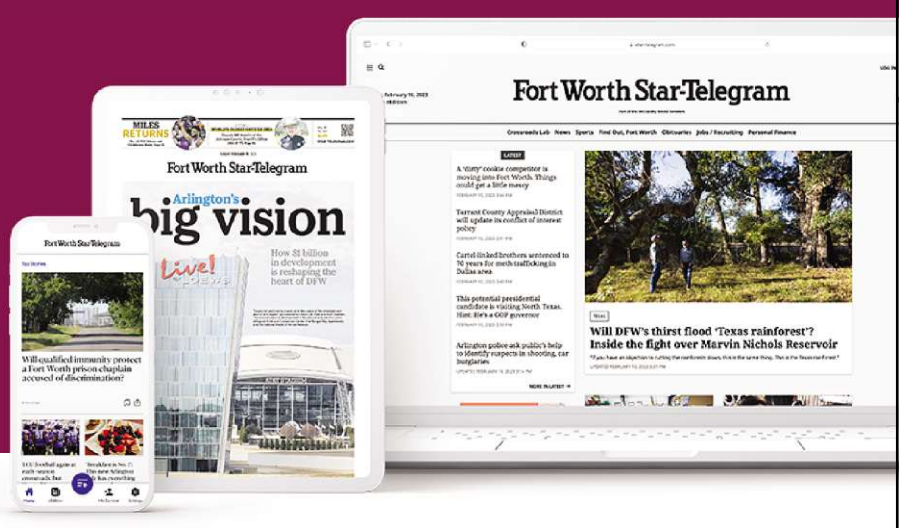

Follow these steps to set up the free digital access available with your subscription:

Scan the QR code or go to **star-telegram.com/activate**

- Click on the "Activate" button in the **Set Up Digital Access** box.
- Toggle to "Sign Up" on the screen and enter your preferred email and password.
- Enter the last name, zip code, phone number or house number on your subscription to verify your account.
- Once you receive a confirmation message in green, log in and enjoy all of your digital benefits!

FORT WORTH®

CITY OF FORT WORTH
NEIGHBORHOOD SERVICES DEPARTMENT
REQUEST FOR PUBLIC COMMENT

Regarding
SUBSTANTIAL AMENDMENT TO THE 2019-2020 ACTION PLAN
and
NOTICE OF INTENT
TO CHANGE THE USE OF
EMERGENCY SOLUTIONS GRANT (ESG-CV2) FUNDS
from the
U.S. DEPARTMENT of HOUSING AND URBAN DEVELOPMENT (HUD)

Publication Date: October 30, 2022

In accordance with federal regulations, the City of Fort Worth is providing a public comment period from October 31 to November 4 to receive community input regarding the proposed reallocation of $214,758.87 in Emergency Solutions Grant funds. In April 2020, the City of Fort Worth (City) was awarded Emergency Solutions Grant (ESG) funds from Housing and Urban Development (HUD) under the Coronavirus Aid, Recovery and Economic Security (CARES) Act to support the City's response to the coronavirus pandemic among the homeless and at-risk population. A second award of ESG funds to the City of Fort Worth was in June 2020 through the Coronavirus Aid, Relief and Economic Security (CARES) Act to support local efforts to prevent, prepare for, and respond to the Coronavirus Pandemic among the homeless population. The funds were originally awarded to the Day Resource Center for cold weather emergency overflow shelter. In order to secure the necessary number of cold weather emergency shelter beds, two locations are needed. Funds are proposed to be reallocated to three agencies: Presbyterian Night Shelter, Union Gospel Mission and Day Resource Center.

Presbyterian Night Shelter (PNS) will provide 20 cold weather beds for women and 20 cold weather beds for men continuously from November 1, 2022 to March 31, 2023 at 2400 Cypress St., Fort Worth, TX 76102. Union Gospel Mission will provide space for at least 40 men and 50 women on cold weather trigger nights when the cold weather shelter is activated between November 1, 2022 and March 31, 2023 at 1321 E Lancaster Avenue, Fort Worth TX 76102. Day Resource Center will provide the staffing and vendor management for the beds provided by Union Gospel Mission. As authorized by the Coronavirus Aid, Relief and Economic Security (CARES) Act, the public is being provided with a five-day opportunity to comment regarding this proposed change in use of ESG-CV2 funds. Funds will be reprogrammed as follows:

From:

Program Year	Activity	Amount
2019-2020	Day Resource Center – Cold Weather Emergency Overflow Shelter	$86,000.00

To:

Program Year	Activity	Amount
2019-2020	Presbyterian Night Shelter - Cold Weather Emergency Overflow Shelter	$66,000.00
2019-2020	Union Gospel Mission of Tarrant County - Cold Weather Emergency Overflow Shelter	$20,000.00

The five (5) day comment period as authorized by the CARES Act for FY 2019 and 2020 ESG funds for urgently needed programs to respond to the Coronavirus will commence on October 31, 2022. All comments must be received no later than 5:00 pm on, November 4, 2022. To submit written comments, please write to the City of Fort Worth, Neighborhood Services Department, 200 Texas Street, Fort Worth, TX 76102, Attention: Sharon Burkley, Community Development Planning Manager. To request additional information, please contact Sharon Burkley at 817-392-5785 or by e-mail at Sharon.Burkley@fortworthtexas.gov. Written comments may also be faxed to 817-392-2558, Attention: Sharon Burkley.

Ayuda en español: para que le interpreten la solicitud en español, llame al 817-392-2660.

CIUDAD DE FORT WORTH
DEPARTAMENTO DE SERVICIOS VECINALES
SOLICITUD DE COMENTARIO DEL PÚBLICO

Con respecto a
ENMIENDA SUSTANCIAL AL PLAN DE ACCIÓN 2019-2020
y
AVISO DE INTENCIÓN
PARA CAMBIAR EL USO DE
FONDOS DE SUBVENCIÓN A SOLUCIONES DE EMERGENCIA (ESG- CV2)
desde el
DEPARTAMENTO DE VIVIENDA Y DESARROLLO URBANO (HUD) DE EE. UU.

Fecha de publicación: 30 de octubre del 2022

De acuerdo con las reglamentaciones federales, la ciudad de Fort Worth ofrece un período de comentarios públicos del 31 de octubre al 4 de noviembre para recibir comentarios de la comunidad sobre la reasignación propuesta de $214,758.87 en fondos de Subvención para Soluciones de Emergencia. En abril de 2020, la Ciudad de Fort Worth (Ciudad) recibió fondos de la Subvención para Soluciones de Emergencia (ESG) de Vivienda y Desarrollo Urbano (HUD) en virtud de la Ley de Ayuda, Recuperación y Seguridad Económica (CARES) del Coronavirus para apoyar la respuesta de la Ciudad a la pandemia coronavirus entre la población sin hogar y en riesgo. Una segunda adjudicación de fondos ESG a la Ciudad de Fort Worth fue en junio de 2020 a través de la Ley de Ayuda, Alivio y Seguridad Económica del Coronavirus (CARES) para apoyar los esfuerzos locales para prevenir, prepararse y responder a la Pandemia del Coronavirus entre la población sin hogar. Los fondos se otorgaron originalmente al Day Resource Center (centro de recursos diurnos) para refugios de desbordamiento de emergencia en climas fríos. Para asegurar la cantidad necesaria de camas de refugio de emergencia para clima frío, se necesitan dos ubicaciones. Se propone que los fondos se reasignen a tres agencias: Presbyterian Night Shelter, Union Gospel Mission y Day Resource Center.

Presbyterian Night Shelter (PNS) proporcionará 20 camas para clima frío para mujeres y 20 camas para clima frío para hombres continuamente desde el 1 de noviembre de 2022 hasta el 31 de marzo de 2023 en 2400 Cypress St., Fort Worth, TX 76102. Union Gospel Mission proporcionará espacio para al menos 40 hombres y 50 mujeres en las noches de clima frío cuando se active el refugio para clima frío entre el 1 de noviembre de 2022 y el 31 de marzo de 2023 en 1321 E Lancaster Avenue, Fort Worth TX 76102. El Day Resource Center proporcionará el personal y la gestión de proveedores para las camas proporcionadas por Union Gospel Mission.

Según lo autorizado por la Ley de Ayuda, Alivio y Seguridad Económica de Coronavirus (CARES) el público está recibiendo una oportunidad de cinco días para comentar sobre este cambio propuesto en el uso de los fondos ESG-CV2. Los fondos se reprogramarán de la siguiente manera:

Desde:

Año del programa	Actividad	Cantidad
2019-2020	Day Resource Center – Refugio de desbordamiento de emergencia para clima frío	$86,000.00

Para:

Año del programa	Actividad	Cantidad
2019-2020	Presbyterian Night Shelter - Refugio de desbordamiento de emergencia para clima frío	$66,000.00
2019-2020	Union Gospel Mission of Tarrant County (condado Tarrant) - Refugio de desbordamiento de emergencia para clima frío	$20,000.00

El período de comentarios de cinco (5) días según lo autorizado por la Ley CARES para los fondos ESG del año fiscal 2019 y 2020 para los programas que se necesitan con urgencia para responder al Coronavirus comenzará el 31 de octubre. Todos los comentarios deben recibirse a más tardar a las 5: 00 pm el 4 de noviembre. Para enviar comentarios por escrito, escriba a la Ciudad de Fort Worth, el Departamento de Servicios Vecinales, 200 Texas Street, Fort Worth, TX 76102, Atención: Sharon Burkley, Gerente de Planificación de Desarrollo Comunitario. Para solicitar información adicional, comuníquese con Sharon Burkley al 817-392-5785 o por correo electrónico a Sharon.Burkley@fortworthtexas.gov. Los comentarios escritos también pueden enviarse por fax al 817-392-2558, Atención: Sharon Burkley.

CONSOLIDATED PLAN

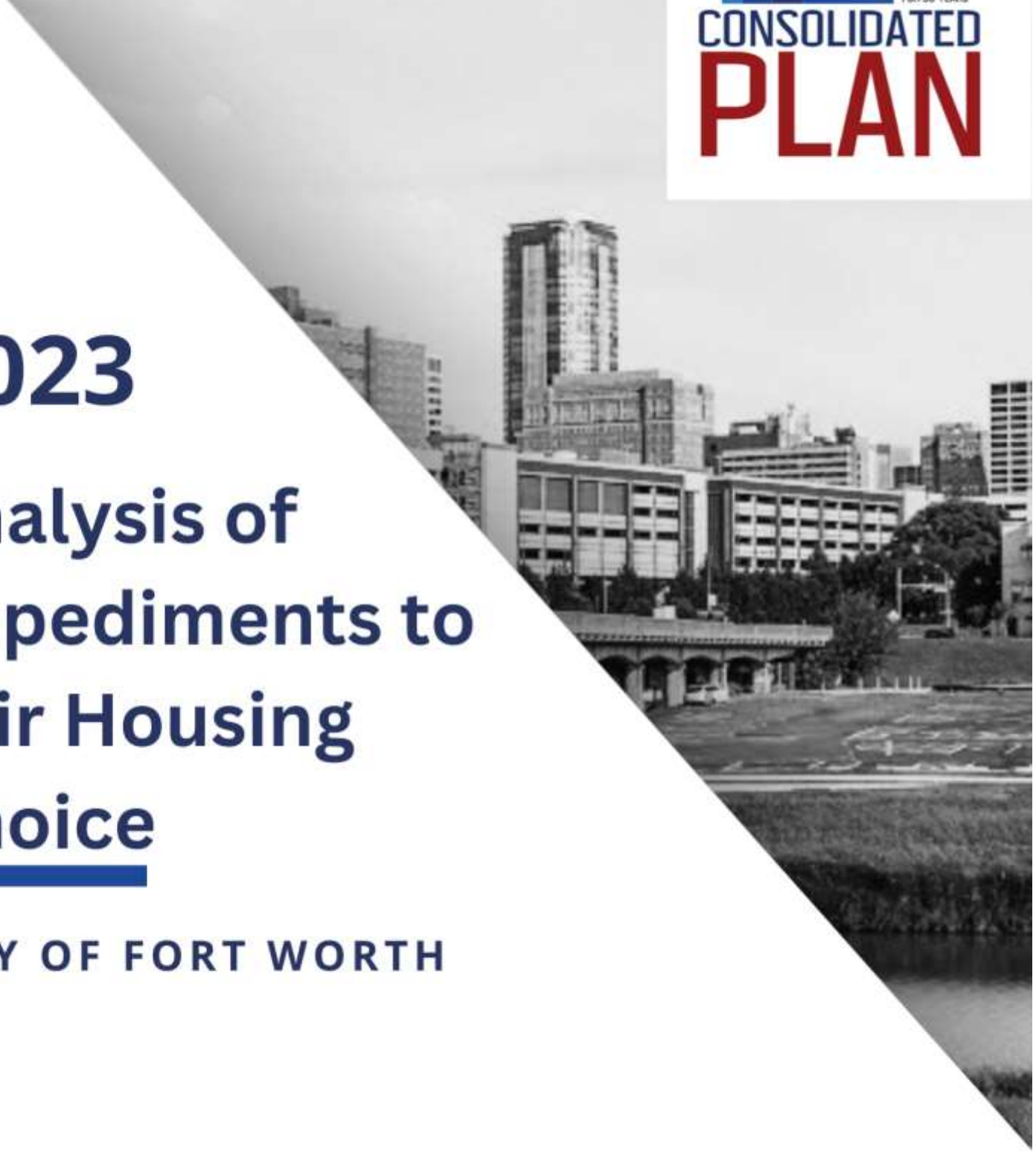

2023

Analysis of Impediments to Fair Housing Choice

CITY OF FORT WORTH

Victor Turner
Neighborhood Services Director
Neighborhood Services Department
908 Monroe, Fort Worth, TX 76102

EXECUTIVE SUMMARY **3**

Executive Summary 4

SECTION I **10**

Demographic Patterns and Community Profiles 11
Primary Findings 14
Demographic Context 14
Areas of Concentrated Poverty and Racial / Ethnic Concentration and Segregation (R/ECAP) 19

Household Income 23
Female-Headed Households 23
Household Income 25
Poverty 27
Household Food Security 28

SECTION II **30**

Housing Market Assessment 31
Housing Market Assessment 31
Age of Housing Stock 34
Housing Cost Burden 36
Access to Publicly-Supported Housing. 38
Homeownership Rates, Housing Market, Balanced Housing Market 40

SECTION III **43**

HMDA Analysis 44
Introduction 44
Loan Activity 44
Loan Category, Purpose, Loan Denial, Lending Ana;ysis, Conclusions 46

SECTION IV. **57**

Access to Opportunity 57
Education, School Proficiency / By Race and Ethnicity 58
Employment and Job Proximity 61
Transportation and Transit, Access to Broadband 66

SECTION V. **70**

Zoning and Land Use 71

SECTION VI. **75**

Community Engagement 75

SECTION VII. **81**

Fair Housing Law, Public Policy and Enforcement 82

SECTION VIII. **107**

Impediments and Remedial Actions 108

Appendix (included in Consolidated Plan Document) **129**

EXECUTIVE SUMMARY

Executive Summary

The preparation of the 2023 Analysis of Impediments (AI) serves as a component of the City of Fort Worth's fulfillment of the requirements of the U.S. Department of Housing and Community Development Act of 1974. The 1974 Act requires that any community receiving U.S. Department of Housing and Urban Development (HUD) Federal Entitlement funding under the Community Development Block Grant (CDBG), Home Investment Partnership (HOME), Emergency Solutions Grant (ESG) and funding provided under the Public Housing Authorities' public and assisted housing programs must certify that the jurisdiction is "affirmatively furthering fair housing choice."

The 1974 requirement is based on the Federal Fair Housing Act adopted by the U.S. Congress and signed into law by President Lyndon B. Johnson in 1968. The Federal Fair Housing Act prohibits discrimination in housing based on a person's race, color, religion, gender, disability, familial status, or national origin. Persons protected from discrimination by fair housing laws are referred to as "members of the protected classes." Protected class members under the Federal Fair Housing Act are protected based on "race/ethnicity, color, religion, sex, disability, familial status, and national origin". In addition, HUD issued a Final Rule on February 3, 2012, that prohibits entitlement communities, public housing authorities, and other recipients of federal housing resources from discriminating based on actual or perceived sexual orientation, gender identity, or marital status.

This Analysis of Impediments (AI) is a review of demographic data, metrics of discrimination and disparity, local regulations and administrative policies, and procedures and practices that affect the location, availability, and accessibility of housing. The AI also assesses the conditions where housing is located, both public and private, along with public policies and regulations that affect fair housing choice.

A city-wide analysis and discussion on the trends and issues relating to housing supported the development of the AI. The community engagement process solicited

multiple perspectives including those of government agencies and departments, City of Fort Worth, and surrounding jurisdictions; elected and appointed boards and commissions; and fair housing advocates, social service agencies, housing developers, apartment owners, non-profit organizations, businesses, industry, civic and neighborhood associations, educational institutions, public and assisted housing residents, and the public.

The City of Fort Worth conducted public input sessions, council district hosted community meetings, and select focus group meetings, March – June 2023, on fair housing and community development issues to allow citizens the opportunity to provide input. Strategic planning sessions were held with elected and appointed representatives of the City of Fort Worth, and City of Fort Worth department representatives, elected and appointed officials with policy, regulatory, and program responsibilities that potentially impact housing, fair housing, and neighborhood sustainability. Supplemental interviews were conducted with various city departments, public and elected officials, nonprofit and for-profit developers, Continuum of Care organizations, community, professionals, and industry representatives, youth, and young adults, as needed, to obtain information from those unable to attend the community engagement and focus group sessions.

The combination of quantitative data analysis and qualitative research identified a series of factors that significantly contribute to fair housing issues in Fort Worth. These contributing factors were assigned three priority levels: high, medium, low based on the strength of supporting evidence that initially identified the factor:

- High – factors that limit or deny fair housing choice or access to opportunity, as well as, other factors that are urgent or establish a foundation for future actions.
- Medium – moderately urgent or building on prior actions.
- Low – limited impact on fair housing issues

Contributing factors to the impediment are discussed in various sections of the analysis, including Racially or Ethnically Concentrated Areas of Poverty (R/ECAPs); Disparities in Access to Opportunity; Disproportionate Housing Needs; Publicly Supported Housing; Disability and Access; and Fair Housing Enforcement, Outreach Capacity, and Resources. The city of Fort Worth's housing and related programs, policies, procedures, waiting list, and regional influences have been reviewed and impediments identified are outlined in Section VIII of this report. Section VIII also includes recommendations and best practices to address identified impediments.

City of Fort Worth AI Conclusions and Recommendations

Assessment of characteristics affecting housing production, availability, and affordability were conducted, including the adequacy and effectiveness of housing designed, implemented, and operated by the City. The assessments evaluated Fort Worth Housing Solutions, the designated Housing Authority, Section 8 Housing Choice Voucher Programs' ability to reach their target markets and how effective they are in identifying and serving those who have the greatest need. The AI assessed the extent to which City departments, agencies, and sub recipients are currently operating programs and providing funding to address impediments identified in the FY 2018 - 2022 AI and in previous Analysis of Impediments. The analysis also included a review of programs, operating procedures, waiting list, and any regional impacts to fair housing. Programs, policies and procedures were deemed consistent and in compliance with HUD requirements. There were no impediments identified in the review of City of Fort Worth and Fort Worth housing Solutions' programs, policies, and procedures. Conclusions of the review of these areas and recommendations of remedial actions are presented in Section VIII of this report.

The analysis of impediments in the City of Fort Worth revealed that the cost of new housing development and replacement housing is resulting in higher rental rates for Low-Moderate Income (LMI) persons. HUD approved Fair Market Rents (FMR) for Section 8 Housing Choice Voucher Program does not support access to market rate

housing throughout the State. Rents for available market rate properties are generally higher than FMRs and participation by private owners of rental properties is voluntary. Other impediments include high cost of land, appraisal value after development that does not support financing, and de-concentration of race/ethnicity, poverty, and lower income persons. Currently, privately owned – federally subsidized housing developments also need repair and replacement of marginal and obsolete units. Current market values for existing developments versus the land and development cost to build new replacement units makes the sale of existing units and development of comparable replacement units infeasible. The cost to modernize and update existing units is difficult due to limited federal funding and the cost for renovation being similar to the cost for building new replacement units on current and alternative sites.

The City of Fort Worth ordinances relative to fair housing are considered substantially equivalent to the Federal Fair Housing Act because it does provide substantially equivalent local enforcement, judicial and State review, and adjudication of penalties for those who violate the ordinances of City of Fort Worth. The City of Fort Worth Neighborhood Services Department provides education, training, and outreach of fair housing rights and remedies in City of Fort Worth. A federal "substantially equivalent" fair housing ordinance is required to qualify for federal funding to support local enforcement, outreach, and education. During the five-year period preceding the 2023 AI, complaints received by the jurisdiction were referred to the HUD Regional Office in Fort Worth, Texas for investigation and enforcement.

Private sector and industry support for fair housing law and compliance in real estate-related publications advertising the sale or rental of housing and advertising home improvements and remodeling opportunities directed toward persons in the City of Fort Worth. Some publications made blanket statements at the front of the publication stating that the magazines as well as their advertisers are subject to the Federal Fair Housing Act. Some advertiser included FHEO statements and/or logos. Including these statements and logos can be a means of educating the home seeking public that the

purchase of property and financing for housing is available to all persons.

Analysis of City's Consolidated Plan, Annual Plan, Consolidated Annual Performance Evaluation Report, and other documentation submitted by City of Fort Worth to HUD were reviewed. The City of Fort Worth Zoning Ordinance and public policies were examined to reveal any current ordinances or policies that impede fair housing. No concerns were noted. There were no impediments identified in the review of City of Fort Worth federally funded entitlement programs, policies, and procedures. There were no impediments associated with sub-recipient agencies receiving federal fund.

Remedial Actions for Identified Impediments - The major focus of the recommended remedial actions and goals are centered on creating partnerships, identifying new federal resources and leveraging private funding needed to enhance the City of Fort Worth's ability to increase the supply of affordable housing and its ability to better meet the needs of low-income and moderate-income households in the State. Other remedial actions are recommended as a means of reversing the negative and sometimes disparate impacts of market conditions and mortgage lending that adversely and disproportionately impact minorities and members of the protected classes under the Fair Housing Act. These include sub-prime lending, credit and collateral deficiencies impacting loan origination rates, poverty, unemployment, living wages and limited income.

The details of the identified goals and remedial actions are presented in Section VIII of the report. Best practice examples are presented to demonstrate alternative ways other jurisdictions have successfully responded to similar impediments identified in their communities. The City will need to evaluate the fiscal impact of implementing recommendations and best practice program examples for addressing impediments in Fort Worth. The following component of Section VIII describes the identified impediments, analysis of data relative to identified impediments, remedial actions needed, and goals for addressing identified impediments to fair housing.

Impediments

- Decreasing Concentrated Poverty, Income, Race, Ethnicity, Public and Assisted Housing (R-ECAP) Areas – High Priority
- Limited Development Subsidies and increasing Cost of Development – High Priority
- Limited Housing Resources to assist low-moderate income, elderly, and disabled homeowners maintain homes and enhance neighborhood stability – High Priority
- Expand the supply of Affordable Housing, Housing Choices, and Access to Financing – High Priority
- Limited Special Needs housing and services – High Priority
- Increase Homeownership among protected Class Members, Increase Rehabilitation of existing housing, and sustainability – High Priority
- Increase Outreach to Developers, Real Estate Professionals, Landlords, and Citizens on Fair Housing and Development Opportunities – High Priority
- Improve Transportation and Mobility for LMI Populations, Seniors, and Disabled Persons – High Priority
- Housing Affordability, Insufficient Income, Cost Burden – High Priority

SECTION I

DEMOGRAPHICS AND COMMUNITY PROFILE

Demographic and Community Profile

Introduction

The Community Profile is a review of demographic, income, employment, and housing data of Fort Worth, Texas gathered from the 2020 Census estimates, 2017 - 2022 American Community Survey (ACS) 5 - Year estimates, 2022 ACS 1 - Year estimate, 2010 U.S. Census, and data available for Fort Worth from other sources. ESRI GIS mapping data has been incorporated in maps and other graphics. The following sections provide data and analysis summarizing the status of fair and affordable housing in Fort Worth:

- Demographics - details the basic structure of the community in terms of racial diversity, population growth, and family structure.
- Income - analyzes income sources, the distribution of income across income class, and poverty.
- Employment - examines employment and unemployment rates, occupation trends, and major employers.
- Public Transportation - analyzes access and availability of public transit systems.
- Housing - examines data on housing stock, with particular attention to the age of housing, condition, vacancy rates, tenure, cost, and cost burdens.

Detailed analyses and data presented concentrate on the three major ethnic groups in Fort Worth: White, African American, and Hispanics. All other ethnic groups are smaller in number, and percentage and data are not presented in as much detail in this report. It is noteworthy that Asian populations are among the fasted growing populations in Fort Worth and were therefore considered as well. The profiles include tables and maps as reference materials. Most data presented in the tables and maps are summarized in the text. There may be some cases where additional information was included in the maps and graphics for the reader’s benefit, though not explicitly noted in the text.

2.1. Demographics

The demographic analysis of Fort Worth concentrates on the magnitude and composition of the population and changes that occurred between 2010 and 2023. Map 2.1, on the following page, provides a visual representation of Fort Worth.

Detailed analyses concentrate on the three major ethnic groups in Fort Worth: White, African American, and Hispanics. All other ethnic groups are smaller in number and percentage and, therefore, data are not presented in as much detail in this report. The profiles include tables and maps as reference materials. Most data presented in the tables and maps are summarized in the text. There may be some cases where additional information was included in the maps and graphics for the reader's benefit, though not explicitly noted in the text.

Demographic Patterns

This section follows the framework recommended in the U.S. Department of Housing and Urban Development's Analysis of Impediments to Fair Housing Choice (AI) guidebook. It also incorporates the most current approach to analyzing the demographic data indicative of housing barriers, borrowing in part from the Assessment of Fair Housing (AFH) template.

Map I-1 Study Area, Fort Worth

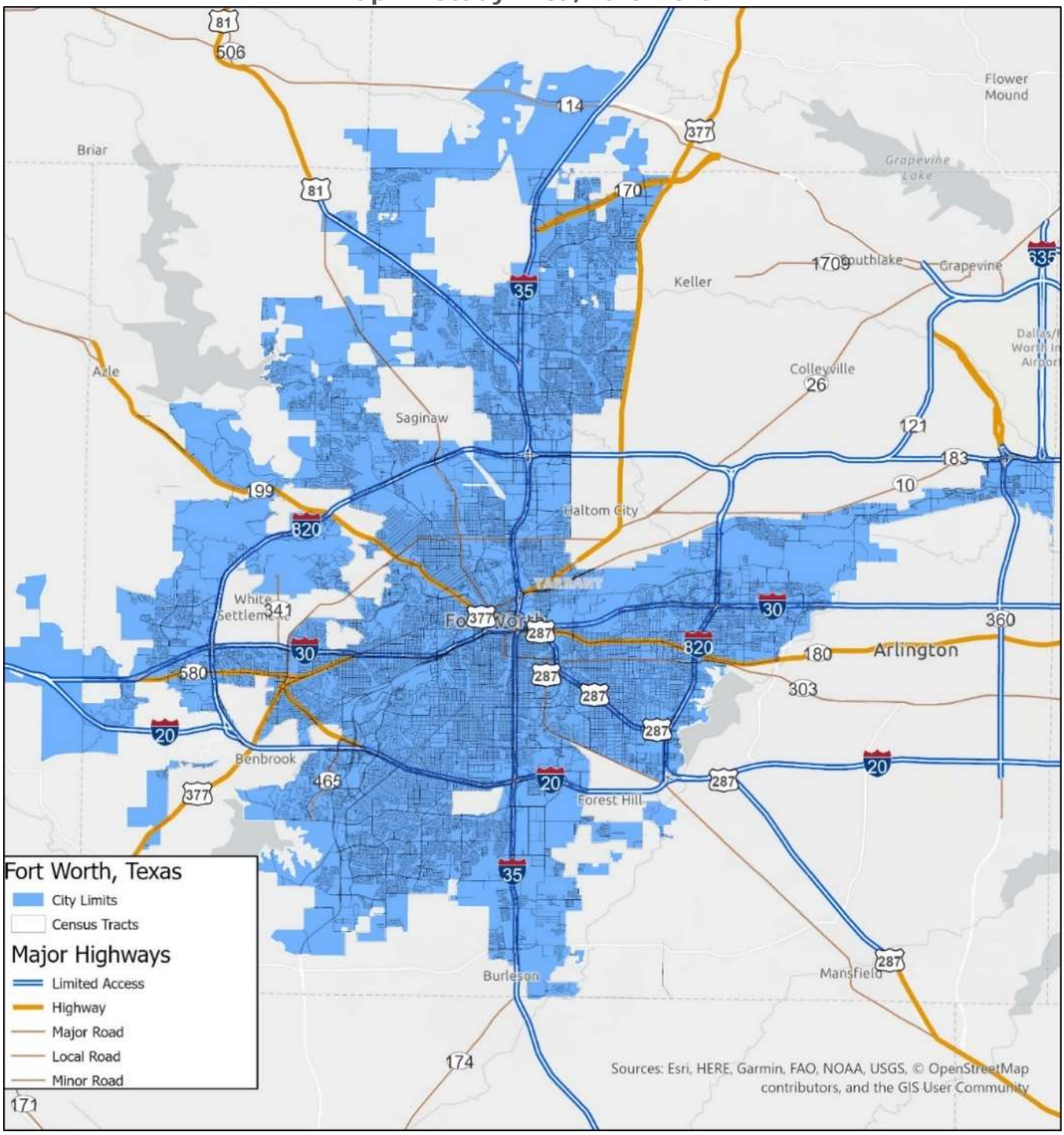

Source: 2021 ACS 5-year Estimate, ESRI, USA Major Highways

Demographic Context

According to the 2021 Census estimates, the total population of Fort Worth was 908,469. Table I-1 below shows that the total population of Fort Worth increased by 29 percent between 2010 and 2021. Fort Worth experienced an increase in the Black or African American population by 29 percent between 2010 and 2021. The Asian population increased by 81 percent, while the Hispanic population increased by 37 percent between 2010 and 2021. The Census Bureau does not recognize Hispanic as a race but as an ethnicity. It is a common misidentification for ethnic Hispanics to choose the 'other' category on the Census for a race rather than White or African American. People identified as Two or More Races increased by 169 percent between 2010 and 2021.

Additionally, the table details the percentage of each race/ethnicity comprising Fort Worth's total population. The White population, which comprised 43 percent of the city's population in 2010, decreased to 38 percent of the total population in 2021. The Minority "Non-White" population now accounts for 62 percent of Fort Worth's 2021 population, increasing diversity within the city.

Table I-1 Population Change by Racial and Ethnic Composition, 2010-2021

	2010 Population	2021 Population	2010 - 2021 % Change	2010 % of Pop.	2021 % of Pop.
Total population	705,349	908,469	29%	100%	100%
White alone	304,609	347,480	14%	43%	38%
Black or African American alone	129,684	167,660	29%	18%	18%
American Indian and Alaska Native alone	2,784	1,859	-33%	0%	0%
Asian alone	24,152	43,617	81%	3%	5%
Native Hawaiian and Other Pacific Islander alone	361	609	69%	0%	0%
Some other race alone	1,292	3,348	159%	0%	0%
Two or more races	8,468	23,392	176%	1%	3%
Hispanic or Latino (of any race)	233,999	320,504	37%	33%	35%

Source: 2021 ACS 5-year Estimate, 2010 Decennial Census.: 2021 ACS 5-year estimate, 2010 Decennial Census.

Map I-2 through Map I-5 illustrate spatial concentrations of the various racial and ethnic groups within Fort Worth.

Map I-2 % Black or African American Population by Census Tract

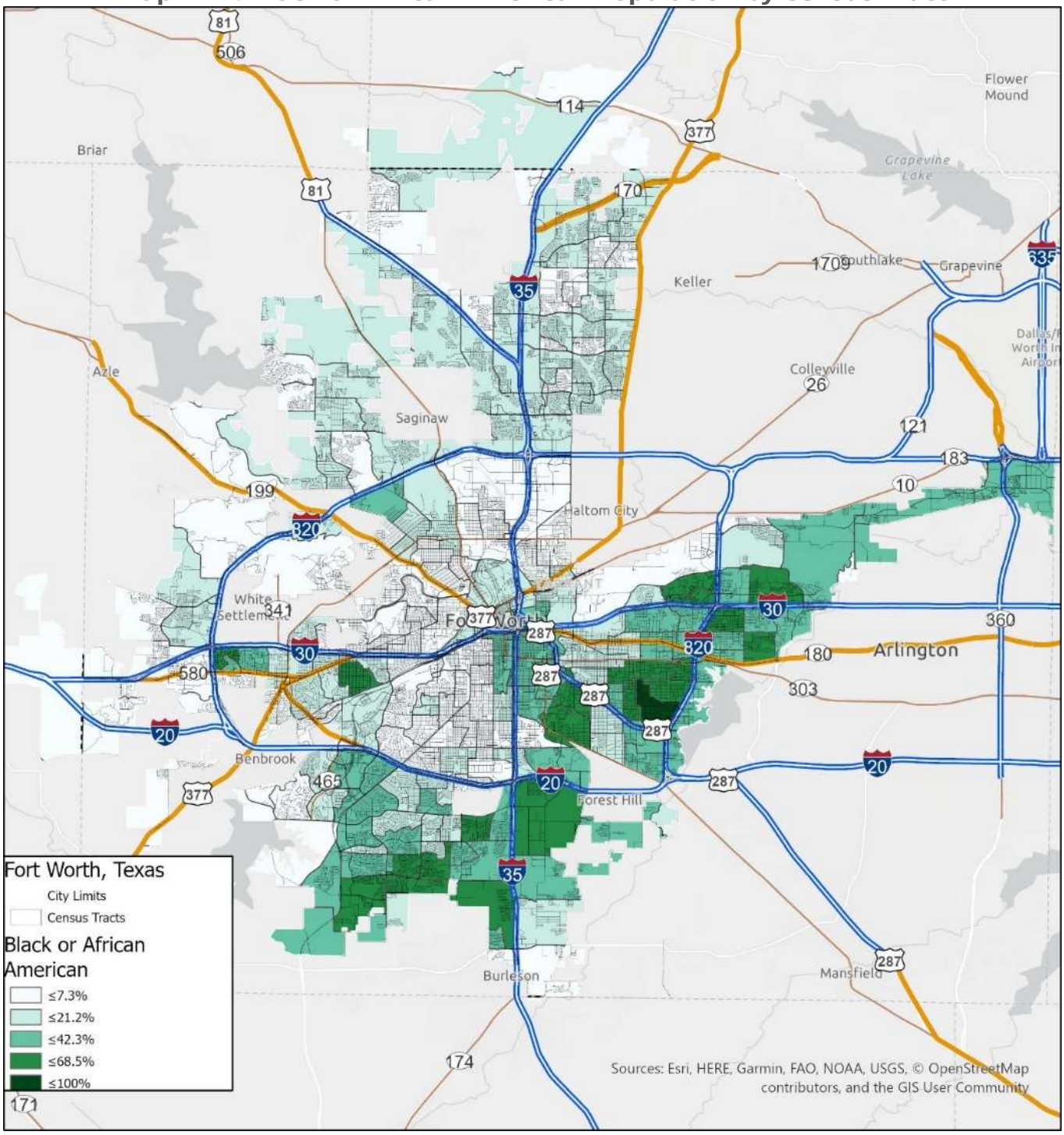

Source: 2021 ACS 5-year Estimate, ESRI, USA Major Highways

Map I-3 % Hispanic Population by Census Tract

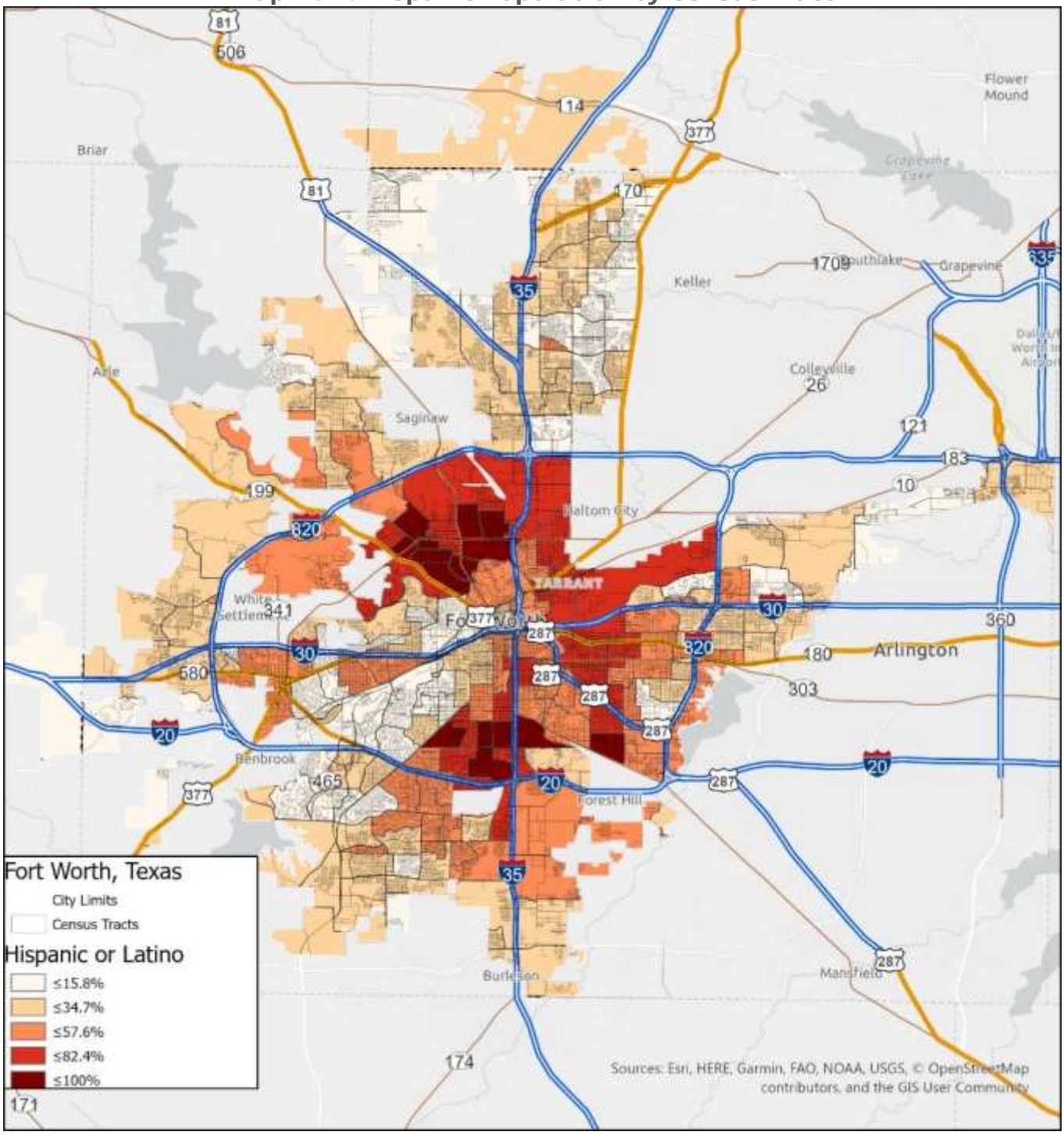

Source: 2021 ACS 5-year Estimate, ESRI, USA Major Highways

Map I-4 % American Indian Alaskan Native Population by Census Tract

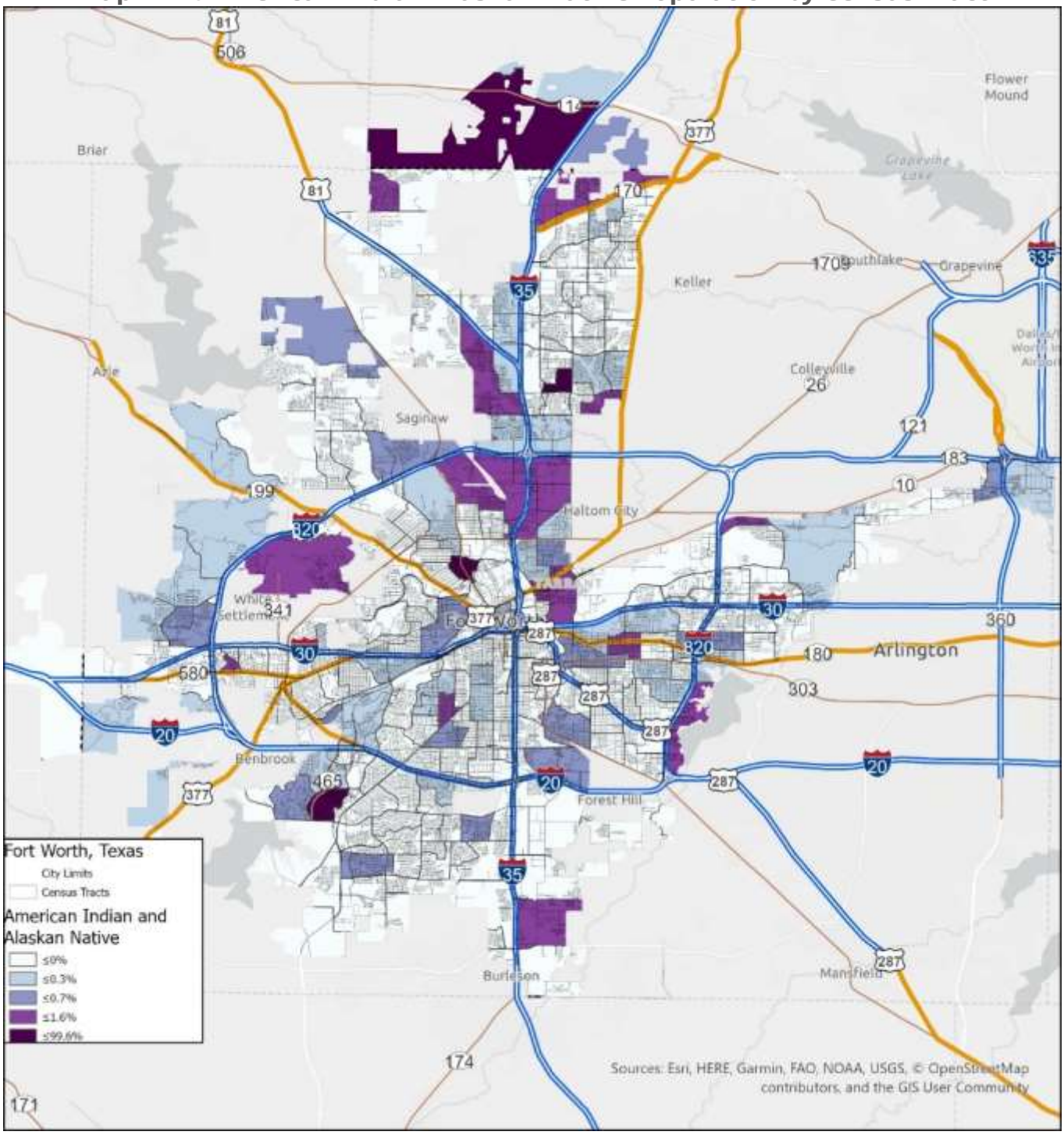

Source: 2021 ACS 5-year Estimate, ESRI, USA Major Highways

Map I-5 % Asian and Native Hawaiian Pacific Population by Census Tract

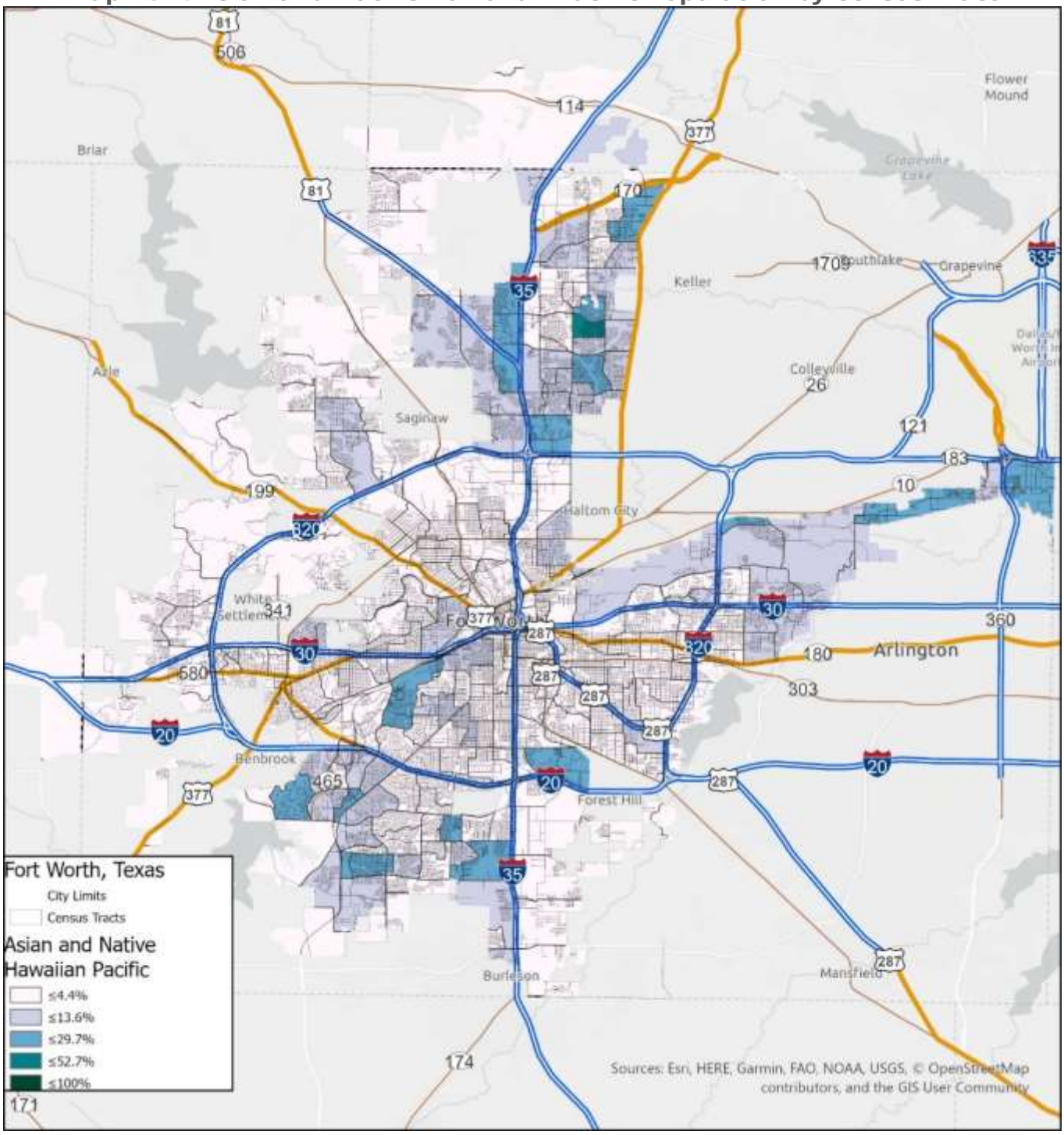

Source: 2021 ACS 5-year Estimate, ESRI, USA Major Highways

Table I-2 below compares the number of persons born domestically to those born in foreign countries. The city's population has grown 29 percent since 2010, from 705,349 to 908,469 in 2021. Native-born persons accounted for 83 percent of the total population. The percentage of foreign-born residents in Fort Worth has remained at 17 percent of the city's total population since 2010.

Table I-2 Foreign-Born Population, 2010-2021

	2010		2021	
	Population	% of population	Population	% of population
Native	582,367	83%	756,912	83%
Foreign-Born Population	122,982	17%	151,557	17%
Population	705,349	100%	908,469	100%

Areas of Concentrated Poverty and Racial / Ethnic Concentration and Segregation (R/ECAP)

The U. S. Department of HUD has defined "Areas of Poverty, Racial and Ethnic Concentration and Segregation (R/ECAP) – as areas or census tracts within a jurisdiction comprised of 50% or higher minority population, three times or more the poverty level of the MSA, concentrated public and assisted housing, and areas generally lacking the necessary amenities and failing to provide a quality of life expected and desired for any area within the MSA.

The goal of de-concentration would be to achieve minority concentrations and poverty levels less than defined by R/ECAP and to transform these areas of concentration into "Opportunity Areas." Opportunity Areas offer access to quality goods and services, exemplary schools, health care, housing, transportation to employment and service centers, adequate public infrastructure, utilities, and recreation. Map 1-6 included in the following pages depicts the census tracts with high concentrations of poverty and minorities.

HUD's definition of a R/ECAP is as follows:

- A census tract that has a non-white population of 50 percent or more (majority-minority) or, for non-urban areas, 20 percent, and a poverty rate of 40 percent or more; or

- A census tract has a non-white population of 50 percent or more (majority-minority), and the poverty rate is three times the average tract poverty rate for the region, whichever is lower. For these analyses, the region is defined as the Dallas-Fort Worth-Arlington MSA, with a poverty rate of 11 percent.

- The MSA poverty rate was 11 percent. Three times the poverty rate is 33 percent, thus making any census tract with a poverty rate over 33 percent the threshold for the RCAP/ECAP criteria for Fort Worth. Map I-6 identifies the census tracts meeting the RCAP/ECAP criteria for Fort Worth. The majority of the city's RCAP/ECAP areas surround Highway 287, east of Interstate 35 and inside the Interstate 820 corridor.

Map I-6 Areas of Concentrated Poverty and Racial / Ethnic Concentration and Segregation (RCAP/ECAP) by Census Tract, 2021

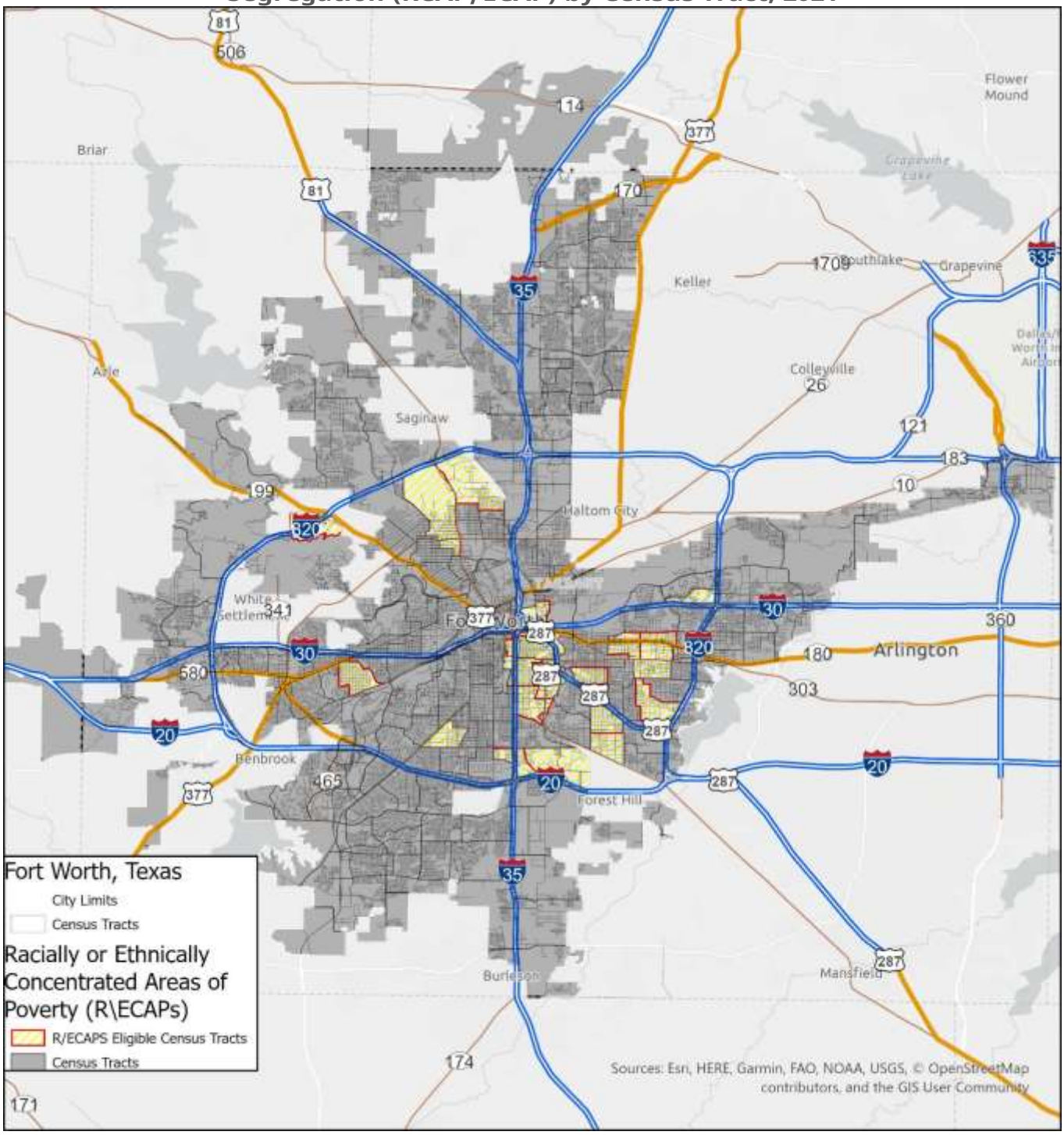

Source: 2021 ACS 5-year Estimate, ESRI, USA Major Highways, Department of Housing Urban Development

Map I-7 Limited English Proficiency (LEP)Population by Census Tract

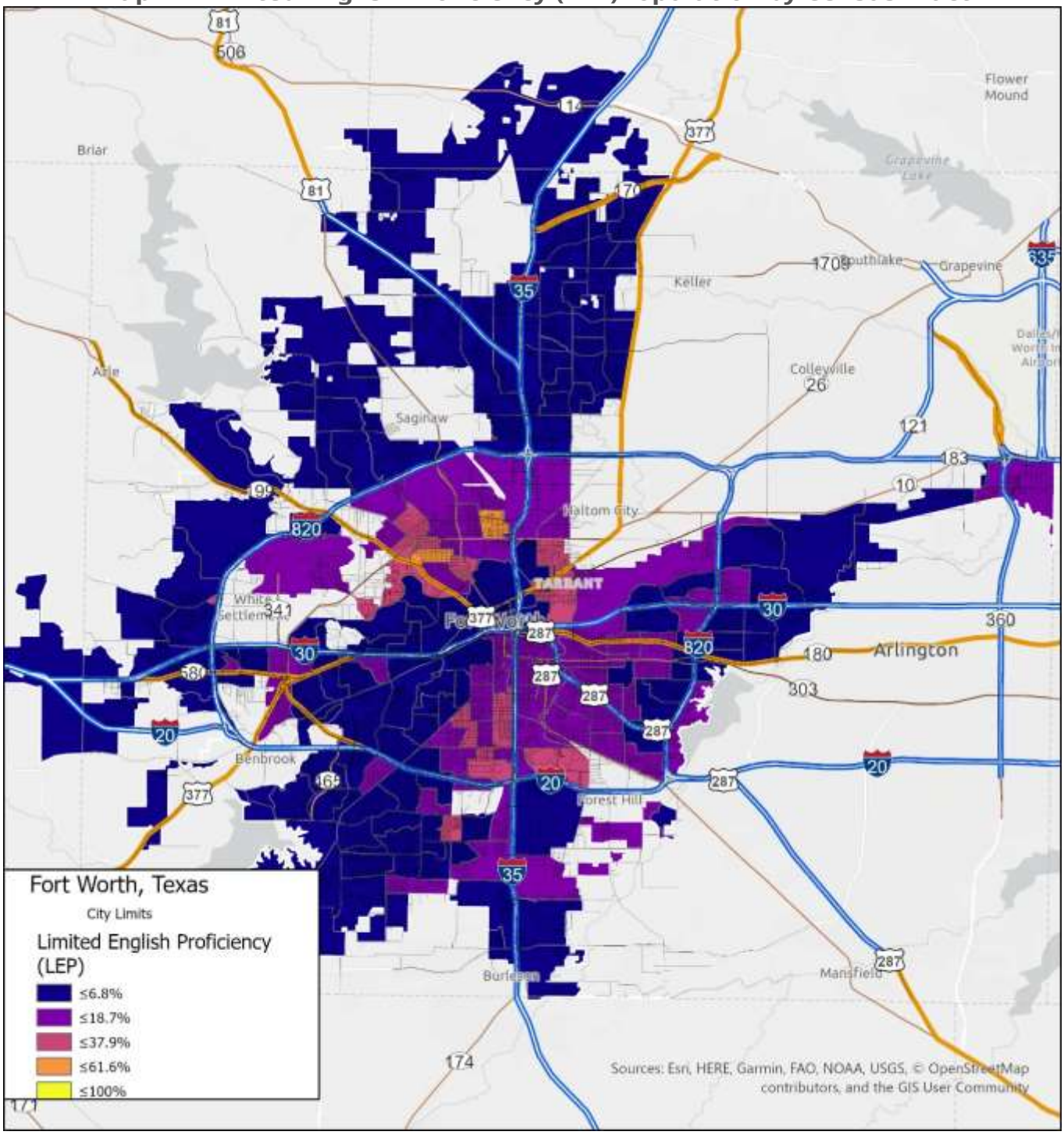

Source: 2021 ACS 5-year Estimate, ESRI, USA Major Highways,

Household Income

Female-Headed Households in Fort Worth and female-headed households with children generally face higher rates of impediment to housing choice and discrimination. Higher percentages of female-headed households with children under eighteen sometimes correlate to increased incidents of reported rental property owners' refusal to rent to tenants with children. There are also higher incidents of female-headed households in Fort Worth among African American and Hispanic households. As shown in Table I-3 below, the percentage of female-headed households among White households in Fort Worth was 9 percent, compared to 27 percent among African American households and 17 percent among Hispanic households. Only 28 percent of African American households were husband/wife family households, compared to 49 percent of White households and 52 percent of Hispanic households.

Table I-3 Household Composition

	White Non-Hispanic		African American		Hispanic	
Household Type	# of Households	% of Households	# of Households	% of Households	# of Households	% of Households
Family households:	90,259	62%	38,960	62%	69,484	79%
Married-couple family	72,054	49%	17,707	28%	46,030	52%
Other family:	18,205	12%	21,253	34%	23,454	27%
Male householder, no wife present	5,087	3%	4,088	6%	8,198	9%
Female householder, no husband	13,118	9%	17,165	27%	15,256	17%
Non-family households:	56,304	38%	24,045	38%	18,503	21%
Householder living alone	44,913	31%	21,193	34%	13,832	16%
Householder not living alone	11,391	8%	2,852	5%	4,671	5%
Total Households	146,563	100%	63,005	100%	87,987	100%

Non-family households as a percentage of total households for all three major races/ethnicities were comparable, with Hispanic households being the lowest of the three. White non-family households comprised 38 percent of all White households in Fort Worth. Non-Family households among African Americans accounted for 38 percent of all African American households. Hispanics accounted for 21 percent of all Hispanic households. Map I-8, on the following page, shows the spatial distribution.

Map I-8 % Female-Headed Households with Children Under 18 by Census Tracts

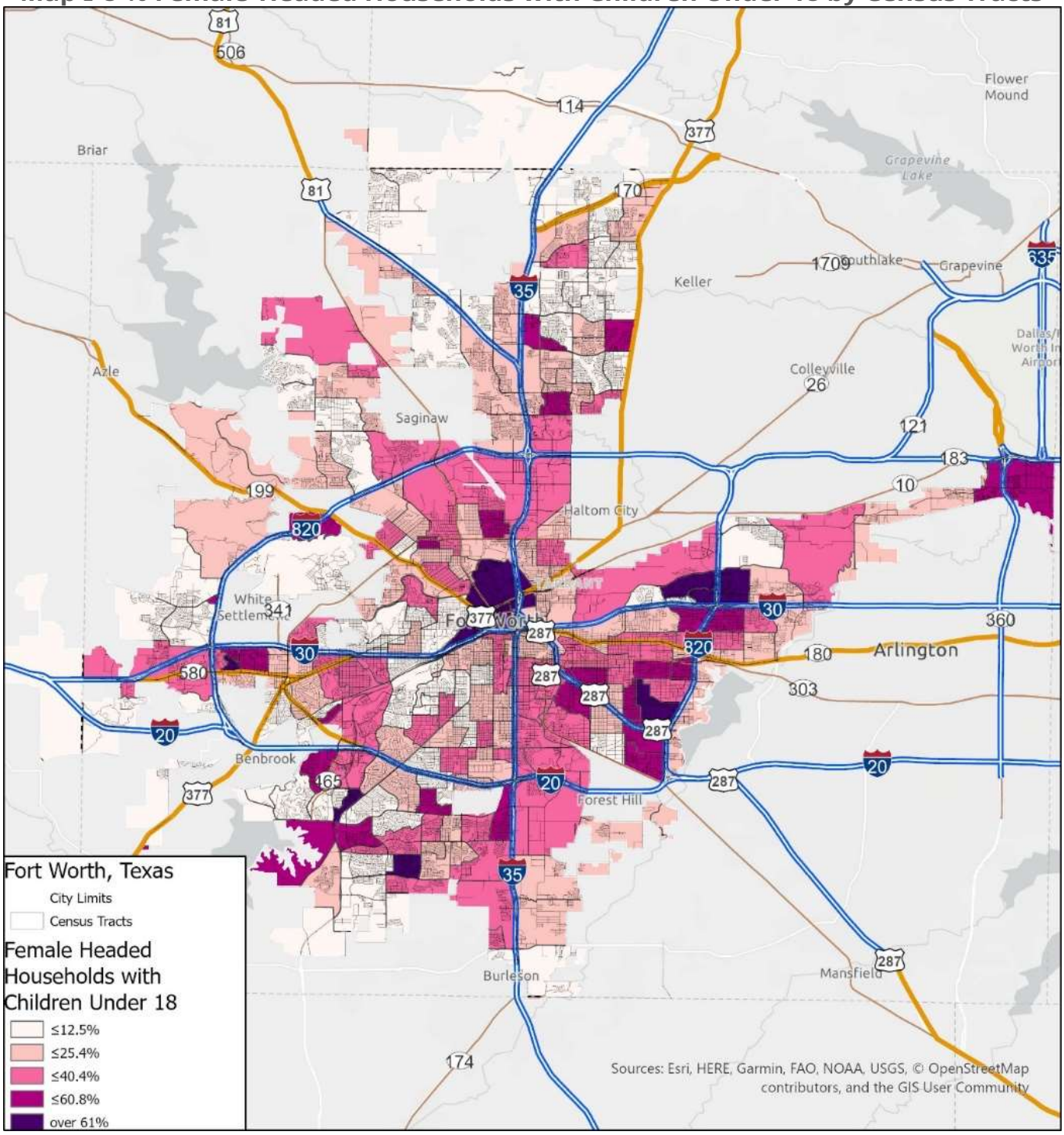

Source: 2021 ACS 5-year Estimate, ESRI, USA Major Highways

Household Income

Income is essential in securing and maintaining housing. Lack of income for housing often prevents LMI households from moving to areas where local amenities raise the value of housing. Data in Table I-4 shows the distribution of household income by income classes among Whites, African American, and Hispanics.

Table I-4 Distribution of Household Income by Race and Ethnicity

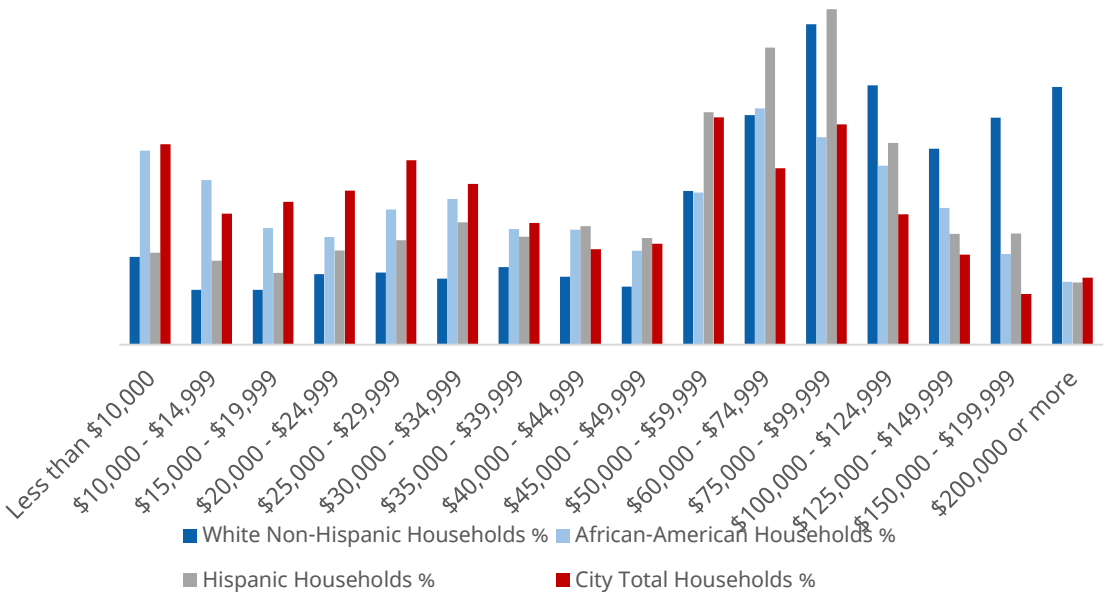

Source: 2021 5-Year ACS Estimates

The income distribution data show a higher proportion of low-income households within the African American community. In general, limitations on fair housing choices are more commonly found to affect housing decisions among low-income people. The data in Table I-4 shows that the modal income classes (the income classes with the highest number of households) for Whites were the $75,000 to $99,999 modal income class, with 14 percent of Whites in this income range. The most frequently reported income for African American households was in the 60,000 to $74,999 range, with 10 percent of African American households in this range. The most frequently reported income for Hispanic households in the 2021 ACS data was the $75,000 to $99,999 range, with 15 percent of Hispanic households in this range.

Map I-9 Median Household Income

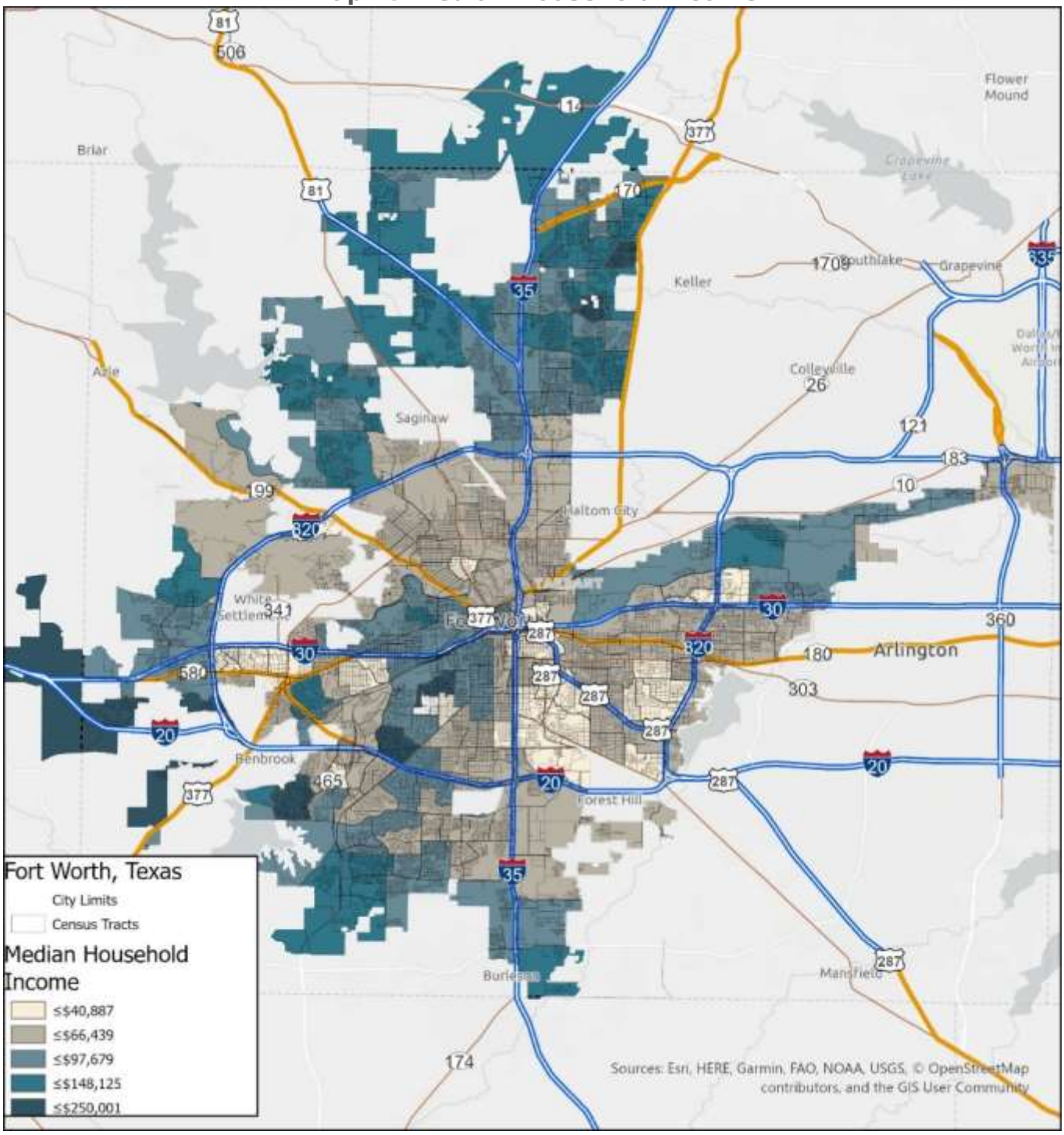

Source: 2021 ACS 5-year Estimate, ESRI, USA Major Highways

According to the 2021 ACS estimates, the median household income was $84,880 for White households, $46,474 for African American households, and $59,684 for Hispanic households, compared to $67,927 for Fort Worth overall. Map I-9 shows the median household income by census tract in 2021. Again, there were disparities in median income among African Americans compared the reported incomes of White Non-Hispanic, and Hispanic household income.

Poverty

The data in Table I-4 shows that poverty significantly affects the African American and Hispanic communities. The incidence of poverty among African Americans was 20.3 percent of the population in 2021, and Hispanics reported 16.3 percent for that period. Among White persons, the data reported that 7.6 percent lived in poverty. In comparison, the poverty rate for the city was 13.4 percent during the period and 11 percent for Dallas – Fort Worth – Arlington MSA.

Table I-4 Poverty Status by Race

	White Non-Hispanic		African American		Hispanic	
	# in	% in	# in	% in	# in	% in
Age Group	**Poverty**	**Poverty**	**Poverty**	**Poverty**	**Poverty**	**Poverty**
Under 6 years	2,133	0.6%	4,446	2.7%	8,086	2.6%
6 to 11 years	1,887	0.6%	5,208	3.1%	8,692	2.7%
12 to 17 years	1,280	0.4%	4,473	2.7%	7,581	2.4%
18 to 59 years	14,398	4.2%	14,974	9.0%	23,108	7.3%
60 to 74 years	4,424	1.3%	3,725	2.2%	3,041	1.0%
75 to 84 years	903	0.3%	874	0.5%	733	0.2%
85 years and over	667	0.2%	261	0.2%	448	0.1%
Total in Poverty	**25,692**	**7.6%**	**33,961**	**20.3%**	**51,689**	**16.3%**
Population	339,397		167,178		316,567	
Fort Worth			**13.4%**			
Dallas – Fort Worth - Arlington Poverty %			**11%**			

Source: 2021 5-Year ACS Estimates

Household Food Security

Food security, as defined by the United States Department of Agriculture (USDA), is food accessible by all people at all times to enough food for an active, healthy life. Within Fort Worth, USDA Food Access Data identifies Low-Income, Low Access Food areas. The purpose of this data is to locate geographically isolated neighborhoods and communities with limited or no access to major chain grocery stores. Map I-10 shows the highest concentration of Low Income, Low Access households in the eastern and southeastern portions of Fort Worth. Included in the map are the R/ECAP-identified census tracts, which, when combined with USDA Food Access data, show a strong correlation between racially/ethically segregated neighborhoods, extreme poverty, and limited household access to food. The blue-shaded census tracts in the city have a greater need for programs and service providers addressing food instability, such as emergency food distribution, and assistance with enrollment in programs like SNAP, TANF, and CHIP.

- **Low Income and low Access census tract measured at 1 mile:** Is defined as a low-income tract with at least five hundred people, or 33 percent of the population, living more than one mile (urban areas) or more than ten miles (rural areas) from the nearest supermarket, supercenter, or large grocery store.

Map I-10 USDA Food Access

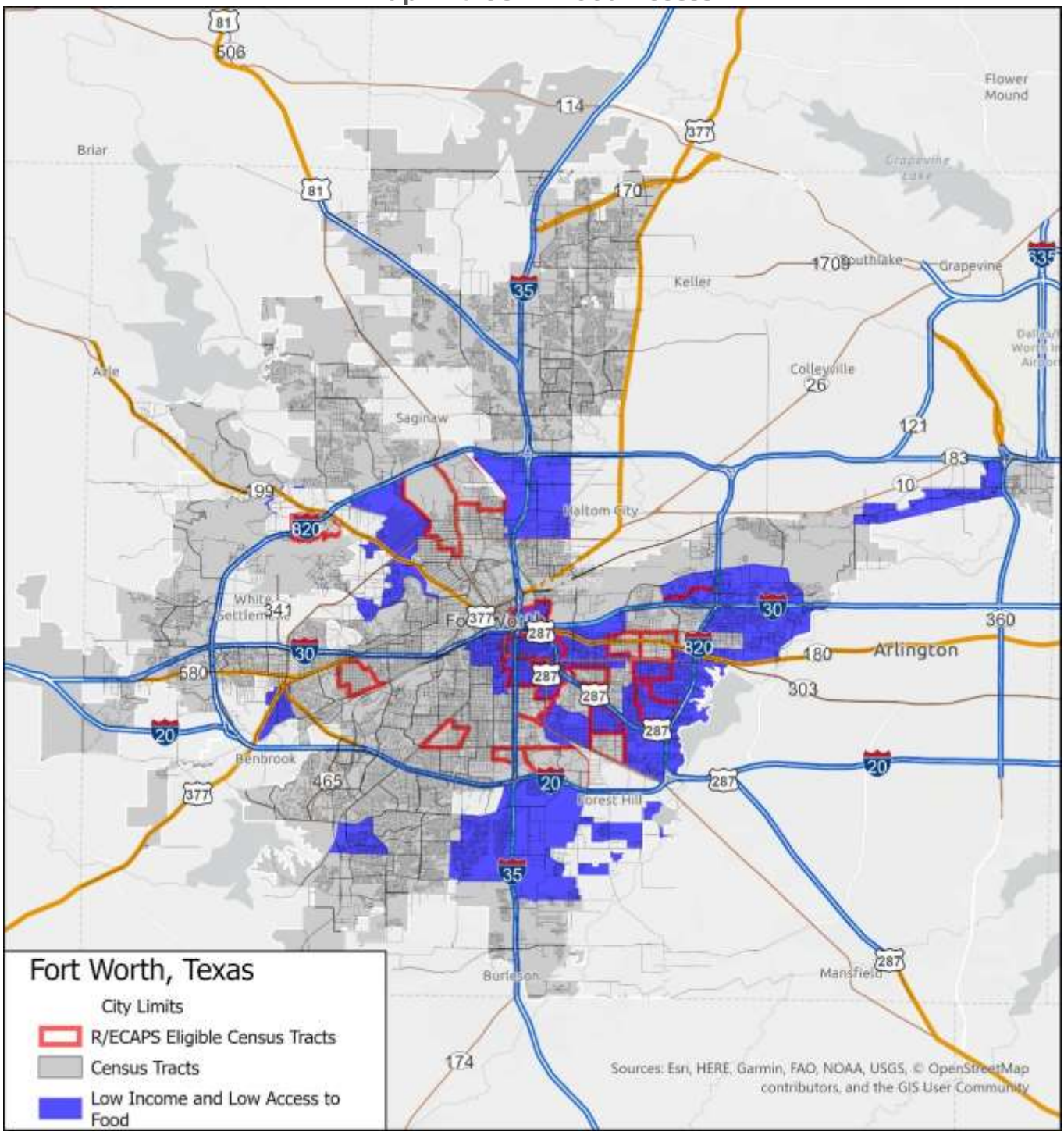

Source: 2021 ACS 5-year Estimate, ESRI, USA Major Highways, Department of Housing Urban Development, USDA

SECTION II

HOUSING

Housing Market Assessment

Housing market assessments identify how access to the housing market differs for members of protected classes—and to determine if differences are related to discriminatory actions or effects. The analysis examines existing housing stock and how needs are identified and measured, focusing on cost burden and homeownership.

Housing Stock

According to the 2021 American Community Survey, the number of housing units in Fort Worth was 347,206, with 8 percent vacant. As shown in Table II-4, there were 282,500 housing units in 2010, an increase of 64,706 new housing units (23 percent increase). Comparing tenure, homeowners occupied 52 percent of housing units, and renter's 40 percent. The remaining 8 percent, or 29,334 housing units, were vacant. The median housing value in Fort Worth was $249,000, and the median contract rent was $998 in 2021.

Table II-4 Tenure for housing in Fort Worth, 2010 and 2021

Tenure	2010		2021	
	#	%	#	%
Owner- occupied	151,920	54%	180,247	52%
Renter-occupied	99,859	35%	137,625	40%
Vacant	30,721	11%	29,334	8%
Total:	282,500	100%	347,206	100%
Median Home Value:	$120,300		$212,300	
Contract Rent:	$619		$998	

Source: 2021 ACS 5-Year Estimate

Table II-5 shows that of all housing units, 65.4 percent were categorized as single-family detached, 2.9 percent as single-family attached, 5.7 percent contained two to four units, 23.9 percent classified as multifamily, and 2.2 percent as a mobile home or other.

Table II-5 Housing type for Fort Worth

Units in Structure	Number	Percent
Single-Family Detached	236,281	65.4%
Single-Family Attached	10,339	2.9%
2-4 units	20,604	5.7%
Multifamily	86,235	23.9%
Mobile Home or Other	7,882	2.2%
Total	361,341	100%

Source: 2021 ACS 5-Year Estimate

Map II-16 % Single Family Housing Units

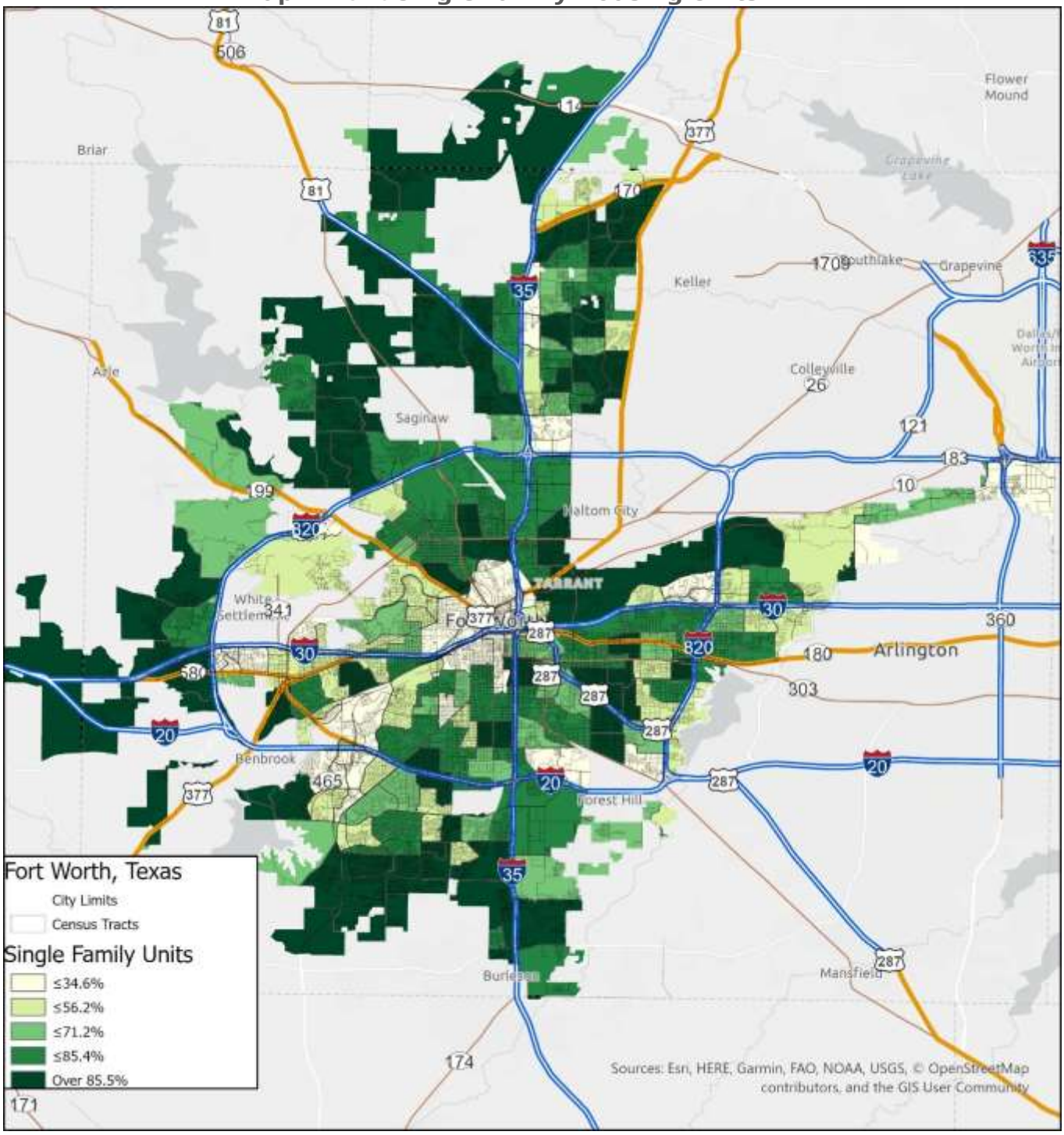

Source: 2021 ACS 5-year Estimate, ESRI, USA Major Highways,

Map II-17 % Multifamily Housing Units

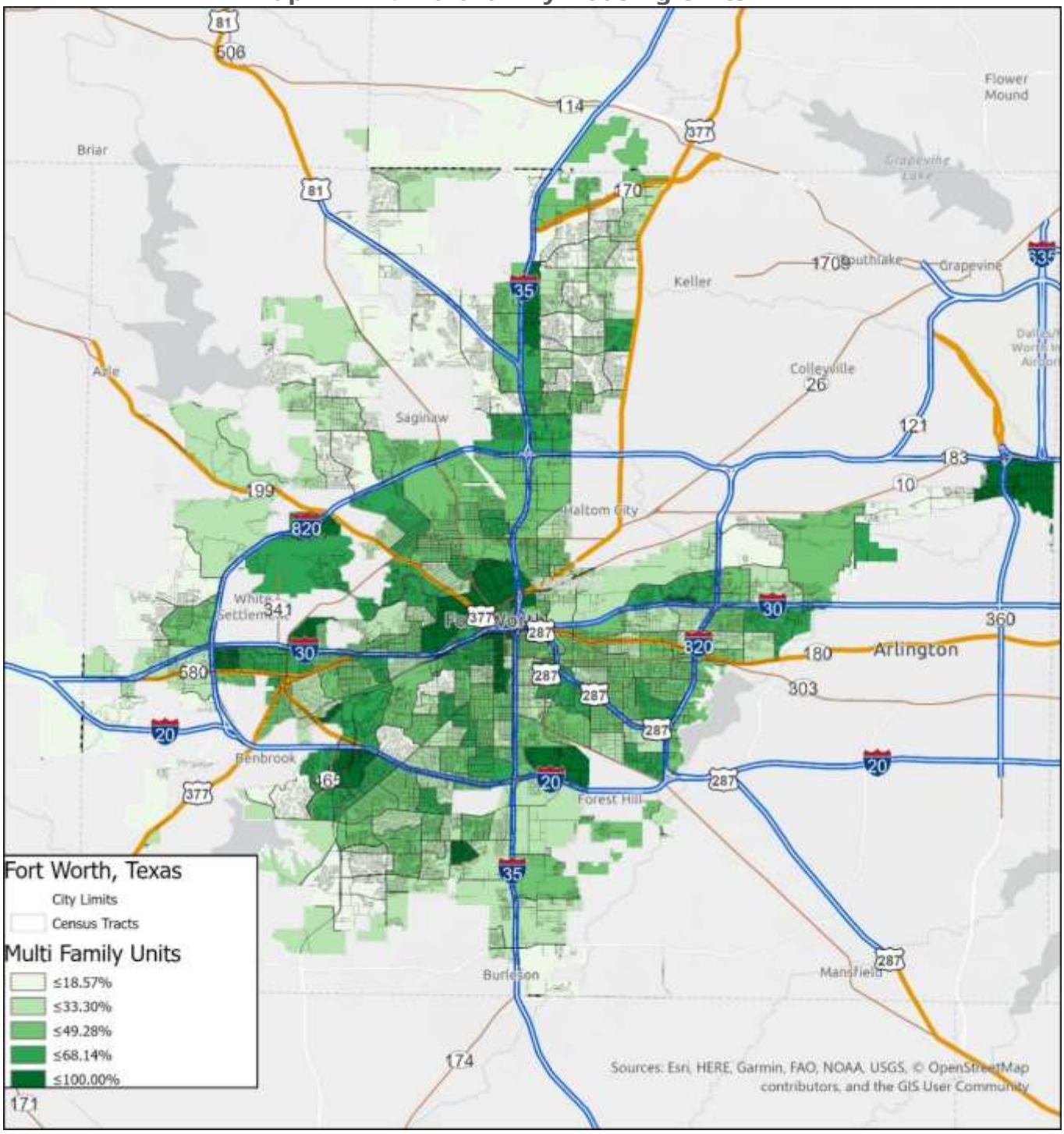

Source: 2021 ACS 5-year Estimate, ESRI, USA Major Highways, Department of Housing Urban Development

Age of Housing Stock

Table II-6 shows that nearly 38 percent of all housing units were built before 1980. These units may contain lead-based paint or likely need repairs and maintenance. About 13.5 percent were built between 1980 and 1989, and over 48 percent were built after 1990. The map below shows the location of housing units by year built. Additionally, the housing units built before 1980 are located mainly in the center of the city, while the oldest homes built earlier than 1939 are located primarily in the downtown area and are shown on the map in dark red.

Table II-6 Age of Housing Stock in Fort Worth

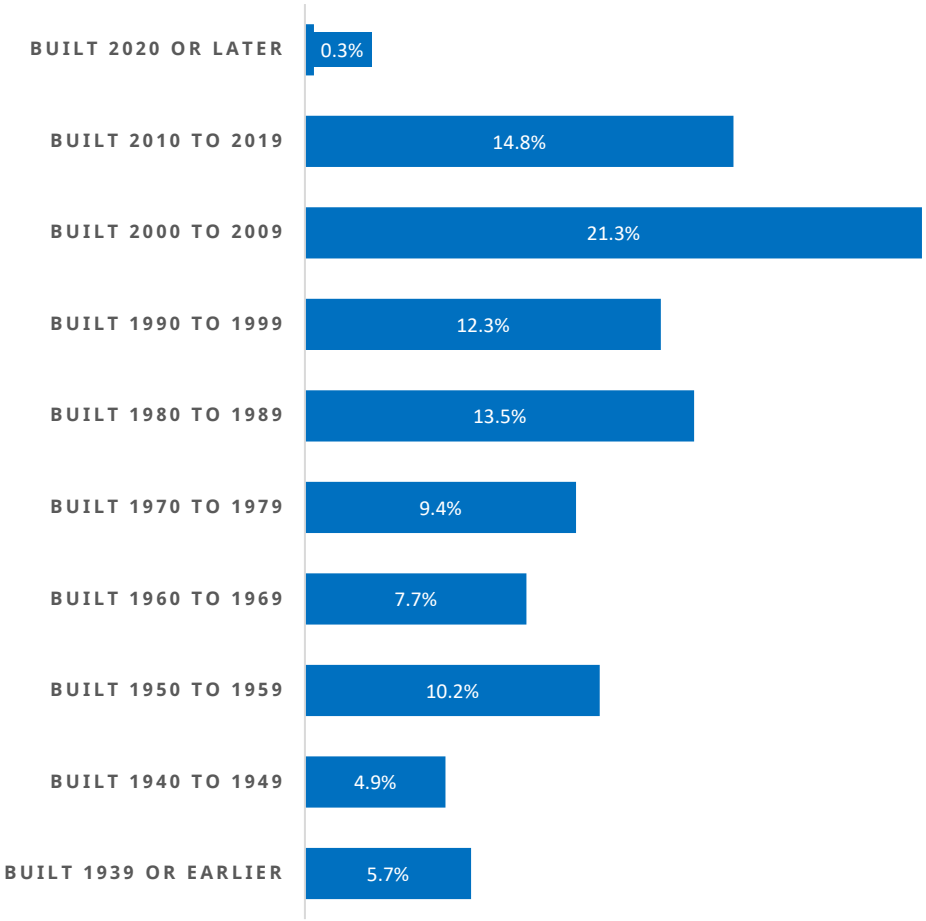

Source: 2021 ACS 5-Year Estimate

Map II-18 Age of Housing by Census Tract

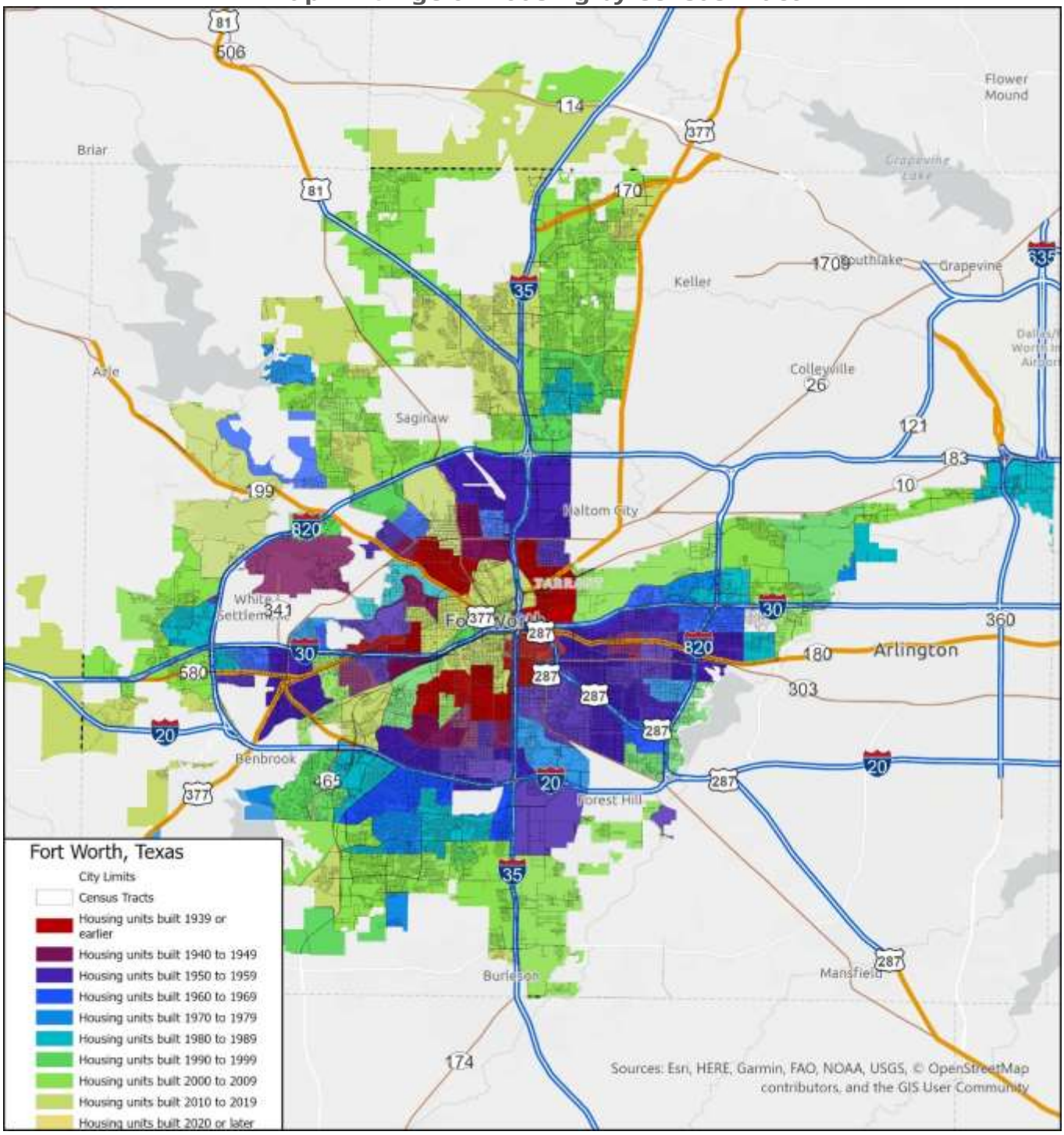

Source: 2021 ACS 5-year Estimate, ESRI, USA Major Highways,

Housing Cost Burden

Data contained in the Comprehensive Housing Affordability Strategy (CHAS) data compiled from American Communities Survey results from 2015 through 2019, duplicated in Table II-7, indicates that the impact of housing costs on household incomes is very severe for low- and very low-income households in Fort Worth. The table shows that 79 percent of all very low-income renters (those earning between 0 percent and 30 percent of the median family income) and 50 percent of very low-income homeowner households pay more than 50 percent of their income on housing expenses. Paying more than 30 percent on housing expenses is considered "Cost Burdened," and paying more than 50 percent on housing expenses is considered "Severely Cost Burdened." Looking at households earning between 31 percent and 50 percent of the median family income, 67 percent of low-income renters and 22 percent of low-income homeowners pay more than 50 percent on housing expenses.

Table II-7 Comprehensive Housing Affordability Strategy (CHAS) 2015-2019

Income by Cost Burden (Renters only)	Cost burden > 30%		Cost burden > 50%		Total
Household Income <= 30% HAMFI	23,515	79%	19,960	67%	29,700
Household Income >30% to <=50% HAMFI	18,755	80%	6,345	27%	23,570
Household Income >50% to <=80% HAMFI	10,640	42%	950	4%	25,330
Household Income >80% to <=100% HAMFI	2115	15%	150	1%	13,905
Household Income >100% HAMFI	1405	4%	115	0%	34,235
Total	56,430	45%	27,520	22%	126,740
Income by Cost Burden (Owners only)	**Cost burden >30%**		**Cost burden >50%**		**Total**
Household Income <= 30% HAMFI	10,160	74%	6,860	50%	13,790
Household Income >30% to <=50% HAMFI	8,635	52%	3,710	22%	16,495
Household Income >50% to <=80% HAMFI	9,005	33%	1,425	5%	27,470
Household Income >80% to <=100% HAMFI	3,730	21%	285	2%	17,755
Household Income >100% HAMFI	4,095	4%	320	0%	95,245
Total	35,625	21%	12,600	7%	170,760

Source: 2015 – 2019 Comprehensive Housing Affordability Strategy (CHAS)

According to the 2021 ACS Estimates, shown in Table II-8 below, 76.6 percent of renter households with household incomes less than $20,000 paid more than 50 percent of their household income towards rent, 52 percent of the renter households that earned between $20,000 to $34,999, and 67 percent of the renter households that earned between $35,000 to $49,999, spent more than 30 percent of their household's income towards rent during 2021.

Table II-8 Cost Burdened Renters

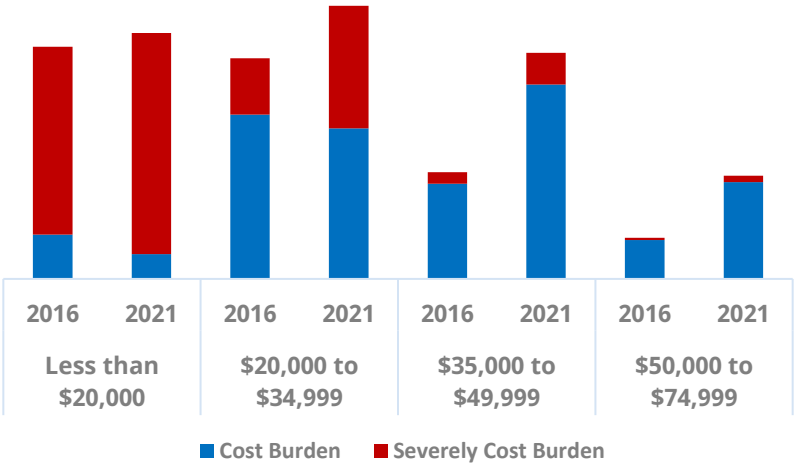

Source: 2021 ACS 5-Year Estimate

As shown in Table II-9, on the following page, 51 percent of owner households earning less than $20,000 were 50 percent cost-burdened, and 28 percent of owner households earning between $20,000 to $34,999 were 30 percent cost burdened during the same period. Owner households earning between $35,000 to $49,999, the household group earning around 80 percent of the area median income indicates 29 percent of homeowners paying more than 30 percent on owner cost.

Table II-9 Cost Burdened Homeowners

Source: 2021 ACS 5-Year Estimate

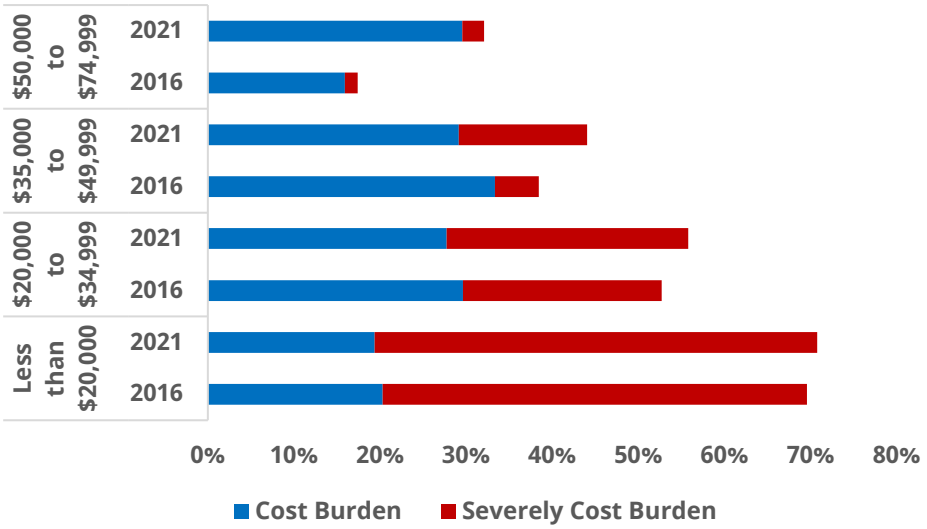

Access to Publicly Supported Housing.

Map II.19 on the following page presents the location of publicly supported housing, including the distribution of households participating in the Housing Choice Voucher program (Section 8). The map also includes the Areas of Concentrated Poverty and Racial / Ethnic Concentration and Segregation (R/ECAP) identified census tracts.

Map II-19 Publicly Supported Housing in Fort Worth.

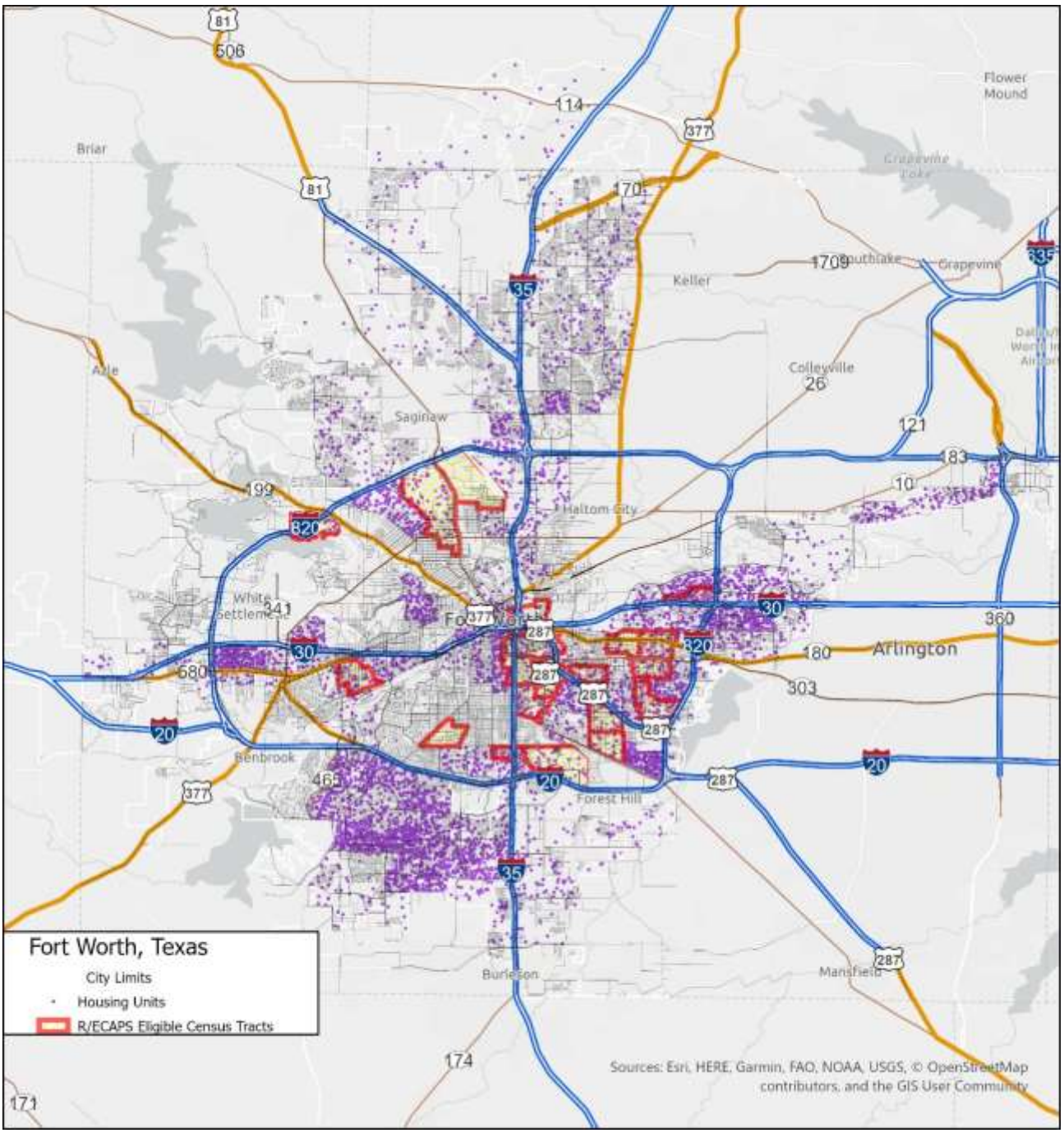

Source: 2021 ACS 5-year Estimate, ESRI, USA Major Highways, Department of Housing Urban Development

Homeownership Rates

Fort Worth has experienced a slight decline in the total number of homeowners since 2010, with a 3 percent decline to 57 percent in 2021. The declining homeownership rate in the city is on pace with the statewide homeowner rate, which has also declined 3 percent from 65 percent in 2010 to 62 percent in 2021. A lack of homeownership can adversely affect a family's ability to build wealth while restricting opportunities to alternative forms of wealth like savings and investments. Black homeownership in Fort Worth has decreased from 46 percent in 2010 to 41 percent by 2021.

Black median household income has grown from $35,194 in 2010 to $48,774 during this period despite the decline in the homeownership rate. Poor credit history, lack of collateral (down payment), and financial illiteracy may be barriers to homeownership for Black families.

Homeownership rates by race and ethnicity indicate Whites (62), Asians (62), and Hispanics (58) are outpacing the homeownership rate of the city (57), while the Black homeownership (41%) rate is significantly lower. In 2010 the homeownership rate gap between White and Black households was sixteen percentage points. In 2021, the gap increased to twenty-one percentage points, the largest of any race or ethnicity.

Table II-10 Homeownership Rate by Race and Ethnicity, Fort Worth 2010 to 2021

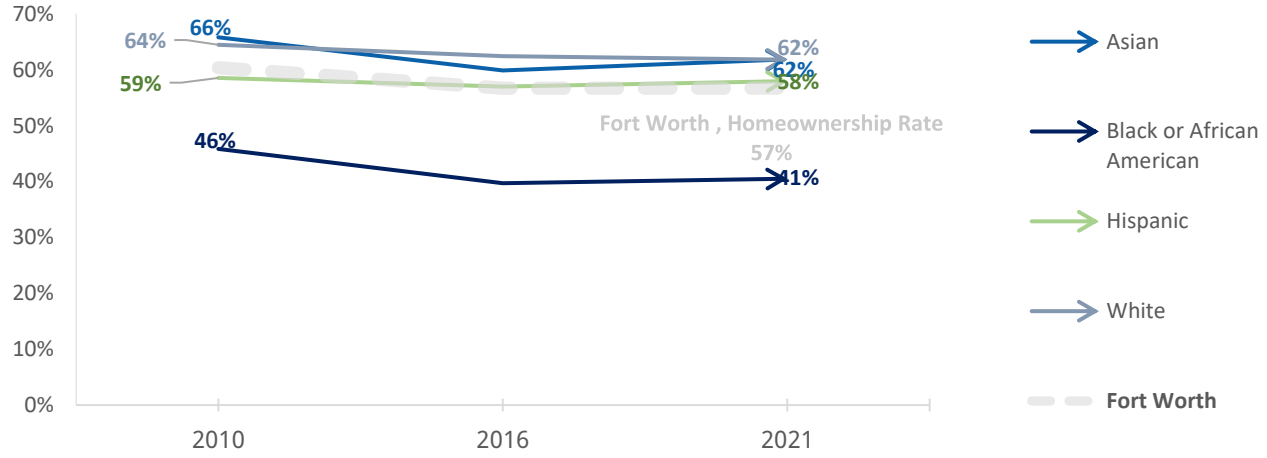

Source: 2021 ACS 5-Year Estimate

Housing Market Projections and Analysis

Fort Worth's population has grown by 29% in the past 11 years, from 705,349 in 2010 to the most recent Census estimate of 908,469. The rapid increase in population has caused significant changes in the local housing market. The median household income in the city is $67,927. To estimate how much a family could afford to spend on a single-family house in Fort Worth, we can use the general rule of thumb that suggests spending 2.5 to 3 times the annual household income on a home which ranges from $169,817.50 (2.5 * $67,927) and $203,781 (3 * $67,927). The median sales price of homes in Fort Worth has seen a steady increase from $185,000 in 2016 to $295,000 in 2021, reflecting the overall appreciation in the housing market. In 2016, the median rent in Fort Worth was $1,016; by 2021, the median rent increased to $1,270. Fort Worth had a total of 347,206 housing units in 2021. The majority of these units were built between 2000 and 2019, accounting for approximately 36.1% of the total units. The data shows that there is a mix of housing units from different time periods, with older units built in the mid-20th century and newer units built in the 21st century.

The Balance Housing Model

The Balanced Housing Model, through a mathematical approach, determines the number of housing units needed by the projected growth of households at each income level. Assumptions about the future are usually based on examining past trends, as well as judgments about how the future is likely to deviate from these trends as a result of social and economic factors, the age and composition of the housing stock, expected immigration, and expected changes in the size and age distribution of the adult population. Although several intermediate calculations are performed, The Balanced Housing Model’s housing projection can be summed up as follows:

1. Establish the forecasted number of housing units needed by 2040 using the Census Data, Population Projections, and Key Indicators.
2. Subtract the County's existing number of housing units from the county's 2040 projected housing units.

Fort Worth had a population of 908,469 in 2021, with 317,872 households. By 2040, the projected population is estimated to reach 1,045,164, with projected households totaling 440,935. These projections indicate significant growth and a growing demand for housing.

Renter Housing Demand: The number of renter households is projected to increase from 137,625 to 208,735 by 2040. This indicates a significant demand for rental housing; an additional 81,412 rental units will be needed by 2040. On an annual basis, this translates to a requirement of approximately 4,285 new rental units.

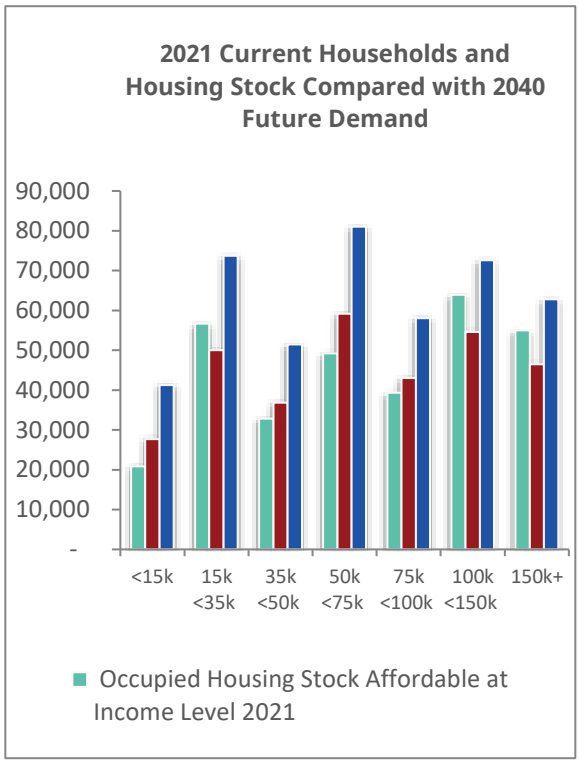

Owner Housing Demand: The number of owner households is projected to increase from 180,247 to 252,244 by 2040. This indicates a demand for ownership housing, with an additional 84,446 owner units needed by 2040. On an annual basis, this translates to a requirement of approximately 4,445 new owner units.

SECTION III

HOME MORTGAGE DISCLOSURE ACT AND COMMUNITY LENDING

Home Mortgage Disclosure Act Analysis (HMDA)

Introduction

The Consumer Financial Protection Bureau (CFPB) gathers data on home mortgage activity from the federal agencies that regulate the home mortgage industry. The Federal Financial Institutions Examination Council (FFIEC) makes this data publicly available. The data contain variables that facilitate analysis of mortgage lending activity, such as race, income, census tract, loan type, and loan purpose. The FFIEC provides the Home Mortgage Disclosure Act (HMDA) databases through its website for download and analysis.

Loan Activity

Table II-11 examines home loan activities in Fort Worth. The data is presented by race, ethnicity, and household income. White applicants represented the most significant number of loan applicants at 87,829. Origination rates, the percentage of applications that result in loans being made, for Whites was 63 percent. The next largest applicant group, people who stated their race was unavailable, submitted 47,843 applications with an origination rate of 35 percent. The Hispanic applicant group submitted 21,280 applications, with 55 percent of those loans originating. Black applicants submitted 14,185 applications with an origination rate of 52 percent, followed by the Asian applicant group, with 12,372 applicants submitted and an origination rate of about 60 percent. High-income applicants showed the highest number of applications at 20,704 and the lowest number of loans denied at 5 percent. The number of applications decreased, and the denial rates increased for all other income groups, with 5,381 applications from very low-income applicants and a denial rate of 19 percent.

Table III-4 Application Submitted Minority and Income Level

Applicant Income		Asian	Black or African American	Race Not Available	Hispanic or Latino	White	Grand Total
<51% median (very low)	Applications	472	536	1,060	2,034	3,313	5,381
	Denial Rate	20%	26%	26%	20%	19%	19%
51-80% median (low)	Applications	1,118	1,653	2,270	3,349	7,314	12,355
	Denial Rate	7%	12%	14%	9%	9%	9%
81-95% median (moderate)	Applications	817	1,138	1,512	1,786	5,027	8,494
	Denial Rate	6%	10%	9%	7%	7%	7%
96-120% median (middle)	Applications	620	588	1,034	931	3,271	5,513
	Denial Rate	6%	11%	7%	7%	6%	6%
>120% median (high)	Applications	2,785	1,461	3,976	1,654	12,482	20,704
	Denial Rate	6%	8%	7%	6%	5%	5%

Source: 2021 HMDA

Conventional loans account for the most significant number of applications for loan type at 128,852 and an origination rate of 56 percent. Home Purchase loans show the highest number of applications for loan purposes, at 65,243, and an origination rate of 55 percent. Home improvement loans had an origination rate of about 45 percent, with 4,454 loan applications. Refinance loans had a 54 percent origination rate with 64,556 applications. The newly added loan purpose categories "Cash-out Refinance" and "Other Purpose" had about a 54 percent origination rate with 28,854 applications submitted and a 35% origination rate with 2,981 submitted applications.

Table III-5 Loan Origination Rate by Loan Category

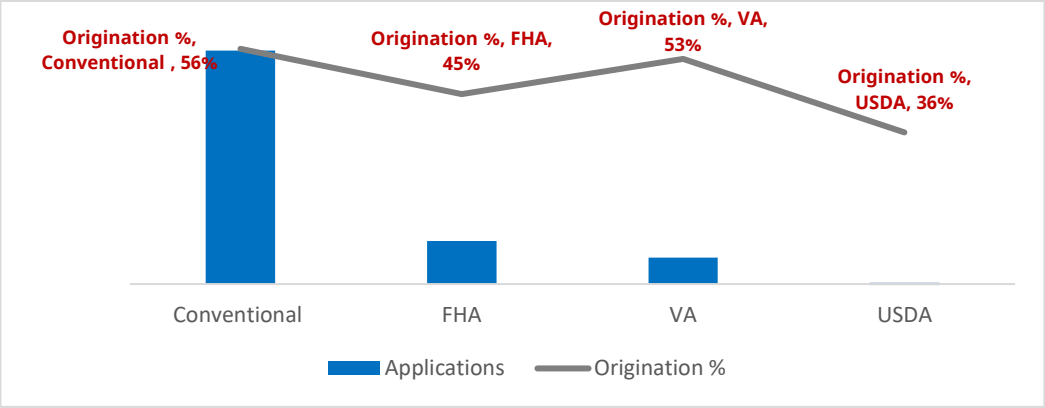

Source: 2021 HMDA

Loan Category

Loan Type Within the "Loan Type" category, "Conventional" shows the highest percentage, about 80 percent of all originations in that category. FHA loans, which are government-insured and have more stringent lending criteria, were about 12 percent of all originations. The origination rates were about 45 percent for FHA versus approximately 56 percent for conventional.

Table III-6 % of Originations by Loan Category

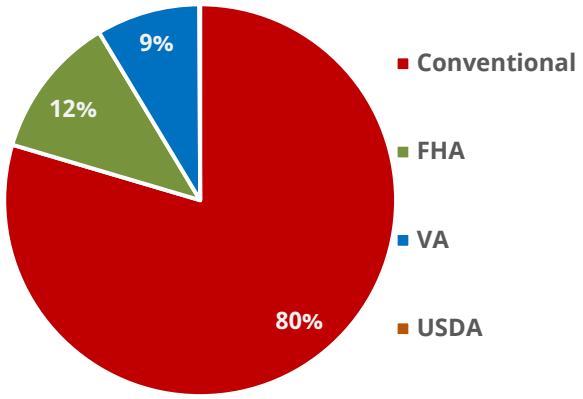

Source: 2021 HMDA

Loan Purpose.

Within the "Loan Purpose" category, Home Purchase loans accounted for 40 percent of all originations. The most significant amount of loan originations was Refinancing loans which accounted for 38 percent of all originations. Cash-out refinancing accounted for 18 percent of all loans originated in Fort Worth. For Race and Ethnicity, "Whites" shows the highest origination percentage at 63 percent of the total 90,043 originations in the city. The percentage of Whites in the population was over 37 percent. African American applicants represented over 8 percent of originations, with more than 18 percent of the total population. Hispanic applicants accounted for about 13 percent of all originations, comprising less than 36 percent of the population.

Table III-7 % of Loan Originations by Loan Purpose

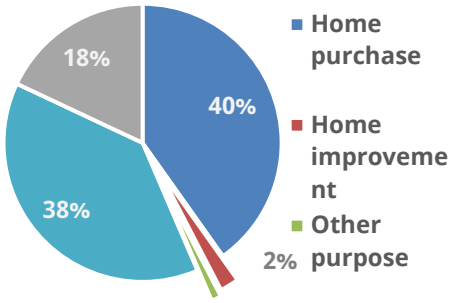

Source: 2021 HMDA

Loan Denials

Table II-15 examines the HMDA data more closely with respect to the possibility of redlining within census tracts in Fort Worth. Redlining relates to the avoidance of specific locations by mortgage lenders in response to undesirable characteristics of the area. The table also compares origination rates between minorities and White applicants for various loan purposes and income groups. Denials are higher for minorities, especially very low income compared to Whites. For all loan purposes shown, White origination rates are higher than minorities. Loan Denial rates are higher for Blacks at 17 percent and Hispanics at 15 when compared to Whites with an 11 percent denial rate.

Table III-7 % of Originations Compared to Loan Denials

Race Ethnicity	Originations	Originations %	Denials	Denials %	Total Applications
Two or more minority races	151	50%	52	17%	305
American Indian or Alaska Native	426	50%	178	21%	857
Asian	7,413	60%	1,380	11%	12,372
Black or African American	7,378	52%	2,413	17%	14,185
Joint	2,201	63%	374	11%	3,506
Native Hawaiian or Other Pacific Islander	137	53%	42	16%	258
Race Not Available	16,894	35%	4,280	9%	47,843
Hispanic or Latino	11,632	55%	3,121	15%	21,280
White	55,433	63%	9,325	11%	87,829

Source: 2021 HMDA

Under the Home Mortgage Disclosure Act, not all lenders are required to report a reason for denial. However, for HMDA submissions in which a denial reason was recorded, Black/African American and Hispanic/Latino households were more likely to be denied a mortgage for credit history and debt-to-income ratio than White or Asian households.

Table III-8 Loan Denial Reasons by Race and Ethnicity

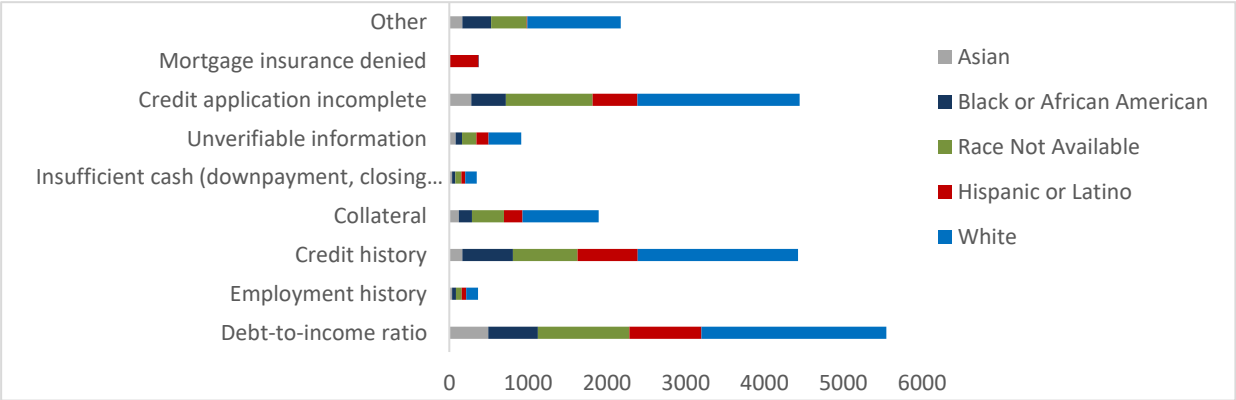

Source: 2021 HMDA

Lending Analysis by Specific Lenders

Approximately 30 percent of Conventional Home Purchase Loan applications were submitted to the city's top ten mortgage lenders. The top two lenders include JP Morgan Chase and Wells Fargo Bank, which received nearly 12 percent of these applications. The number of applicants for mortgages with the top three lenders dropped as applicants sought lending opportunities with more minor, lesser-known lenders.

Table III-9 The Top 10 Lenders in Fort Worth

Lenders	Overall Market Share of Applications	Loans Originated	Denial Rate
JPmorgan Chase Bank	4.4%	25.5%	2%
Wells Fargo Bank	3.8%	23.2%	5%
Fairway Independent Mortgage	3.3%	79.4%	4%
Lakeview Loan	3.1%	0.6%	0%
Rocket Mortgage, Llc	2.8%	76.2%	8%
United Shore Financial Services	2.7%	83.0%	7%
Cardinal Financial Company	2.3%	73.0%	21%
Prime Lending	2.2%	68.2%	3%
21st Mortgage Corporation	2.0%	24.8%	50%
Dhi Mortgage Company	1.9%	71.3%	9%
First United Bank and Trust	1.9%	74.9%	5%
Total	30.3%		

Source: 2021 HMDA

Table II-18 below identifies the top five lenders used by each race and ethnic group by applications submitted. This data compares to Table III-9 above, which shows the top ten lenders used by all residents in the city. Asians and Whites use the same lenders, most used by all applicants in Fort Worth, while Blacks and Hispanics apply for mortgages with lenders used less frequently by Fort Worth, residents.

Table III-10 Top 5 Lenders by Race and Ethnicity

Black or African American		Asian		Hispanic		White	
Lender	% Black or Applicants	Lender	% Asian Applicants	Lender	% Hispanic Applicants	Lender	% White Applicants
DHI Mortgage Company	4.3%	United Shore Financial Services	7.8%	21st Mortgage	7.2%	JPMorgan Chase Bank	5.7%
Wells Fargo Bank	4.1%	Fairway Independent Mortgage	4.9%	Prosperity Bank	5.3%	Wells Fargo Bank	4.4%
Cardinal Financial Company	3.9%	Rocket Mortgage, Llc	4.7%	Texas Bank	5.1%	Fairway Independent Mortgage	3.9%
JPMorgan Chase Bank	3.8%	Wells Fargo Bank	4.5%	LAKEVIEW LOAN	4.8%	Cardinal Financial	2.7%
Navy Federal Credit Union	3.1%	JPMorgan Chase Bank	4.3%	JPMorgan Chase Bank	3.8%	First United Bank and Trust Company	2.6%
% Of All Applications	19.3%	% Of All Applications	26.1%	% Of All Applications	26.1%	% Of All Applications	19.2%

Source: 2021 HMDA

Conclusion

In Fort Worth, the highest success in loan originations was in the Home Purchase loans, and the most minor success was in home improvement and other purpose loans. Overall, the origination rates among Whites were higher than minorities in Home Purchase, Home Improvement, and Refinance Loans.

Home Purchase loans were the most frequent loan type in the city. The analysis reveals two issues, lower origination rates from minorities and the disproportionate loan denials rates between Whites and some minority populations. One possible explanation for lower loan originations among minorities could be a lack of credit history, poor credit history, or a higher debt-to-income ratio. During 2021, the majority of loan denials for all applicants were related to the applicant's credit history and debt-to-income ratios.

While our analysis does not provide conclusive evidence of redlining, the data tend to suggest that some characteristics of redlining may exist and therefore impact lending decisions and higher denial rates in some of the very low-income census tracts in Fort Worth. While it is expected that very low-income applicants would not have a very high success rate in their loan applications, within the very low-income census tracts, even high-income applicants showed a poor success rate. Due to a very low number of applications in the lower-income census tracts, any conclusive determination of redlining is impossible for the city.

The higher denial rates for lower-income groups, coupled with the possibility that characteristics of redlining may be adversely impacting originations in lower-income concentrated census tracts, are indicative of impediments to fair housing.
Overall, lending activity has decreased in recent years due to economic slowdown and issues relative to the mortgage industry nationwide.

Map III-16 Denial Rate by Census Tract, Fort Worth

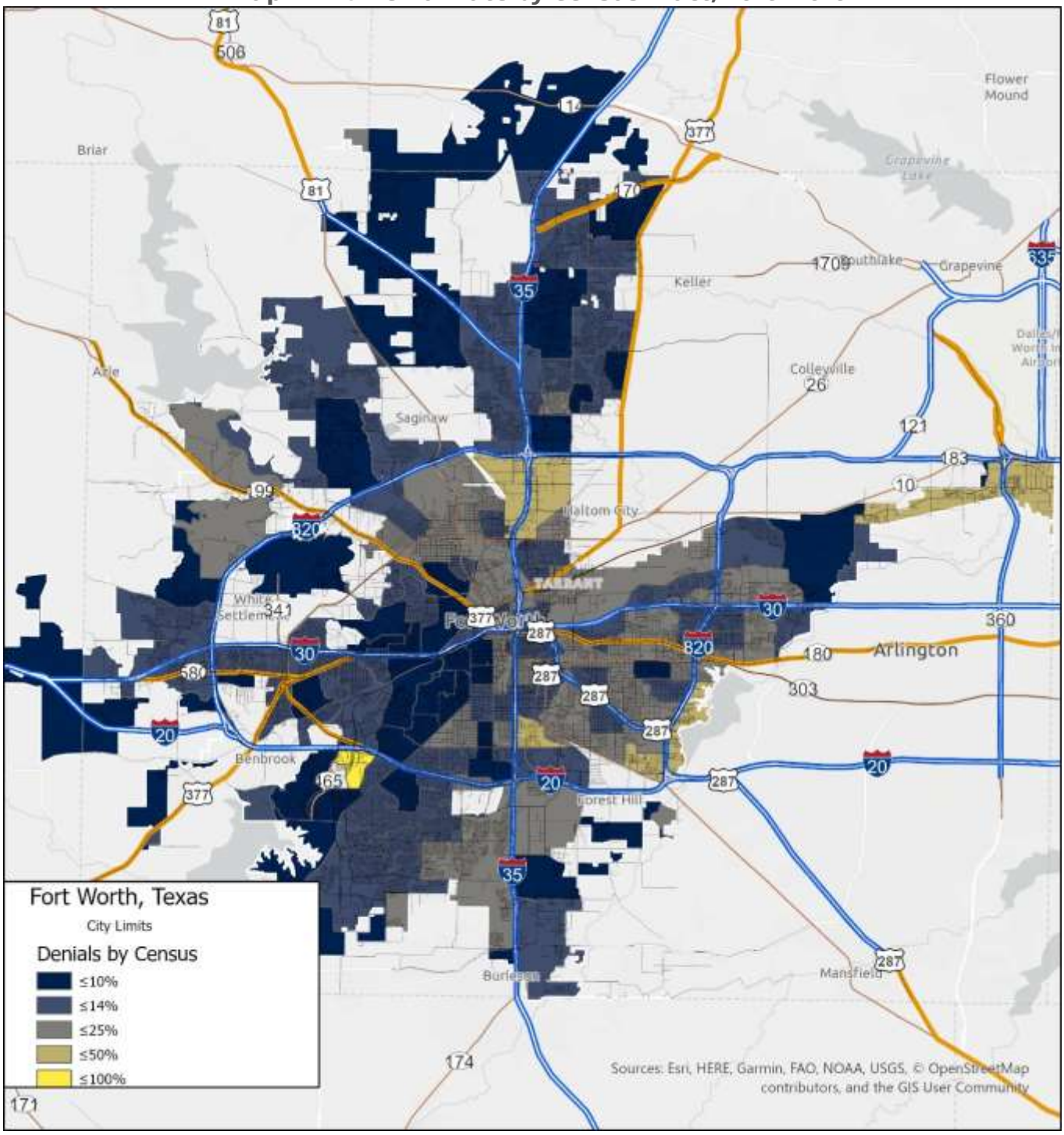

Source: 2021 HMDA

Map III-17 Total Applications

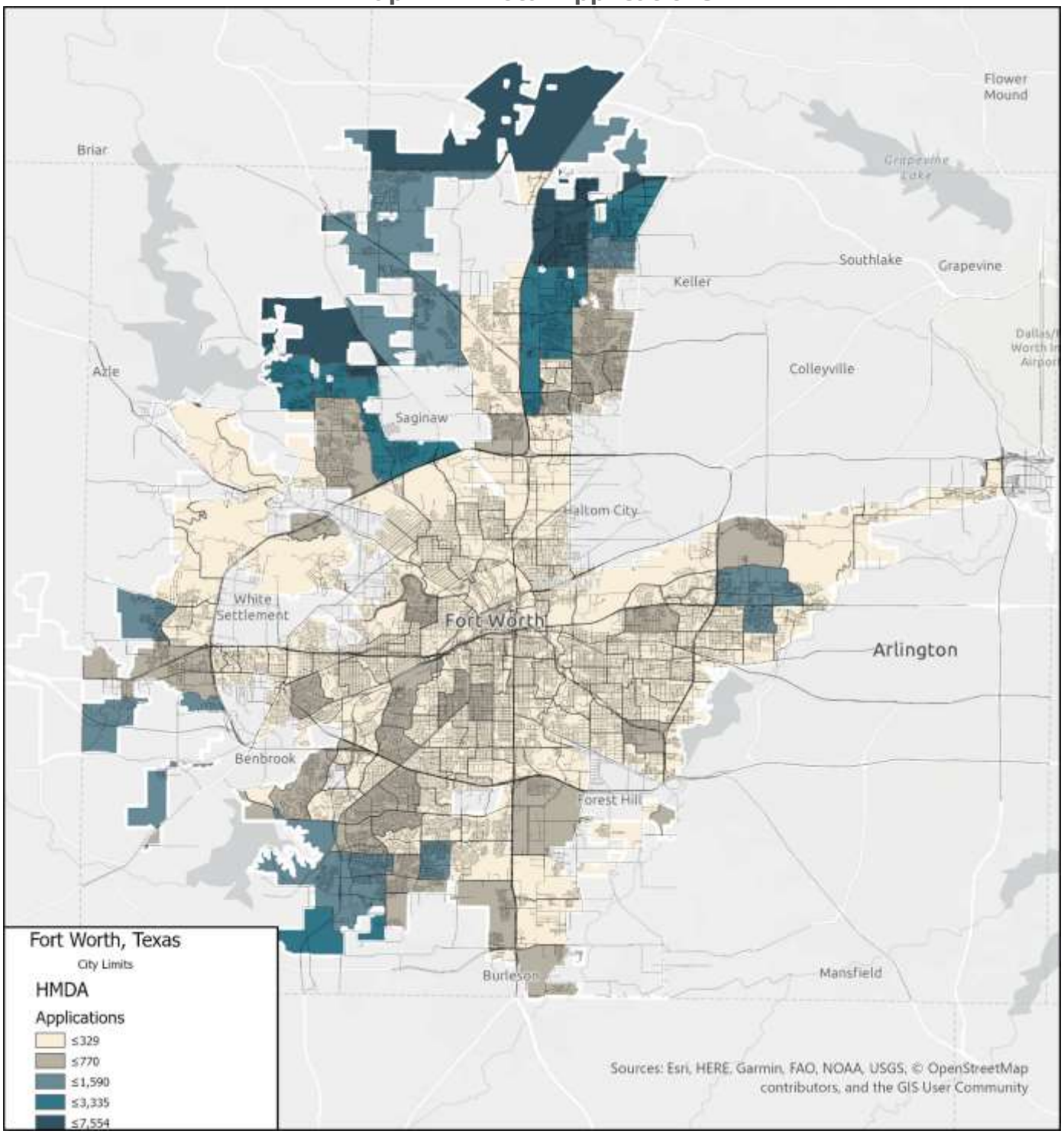

Source: 2021 HMDA

Map III-18 Conventional Loan Denial to Origination Ratio

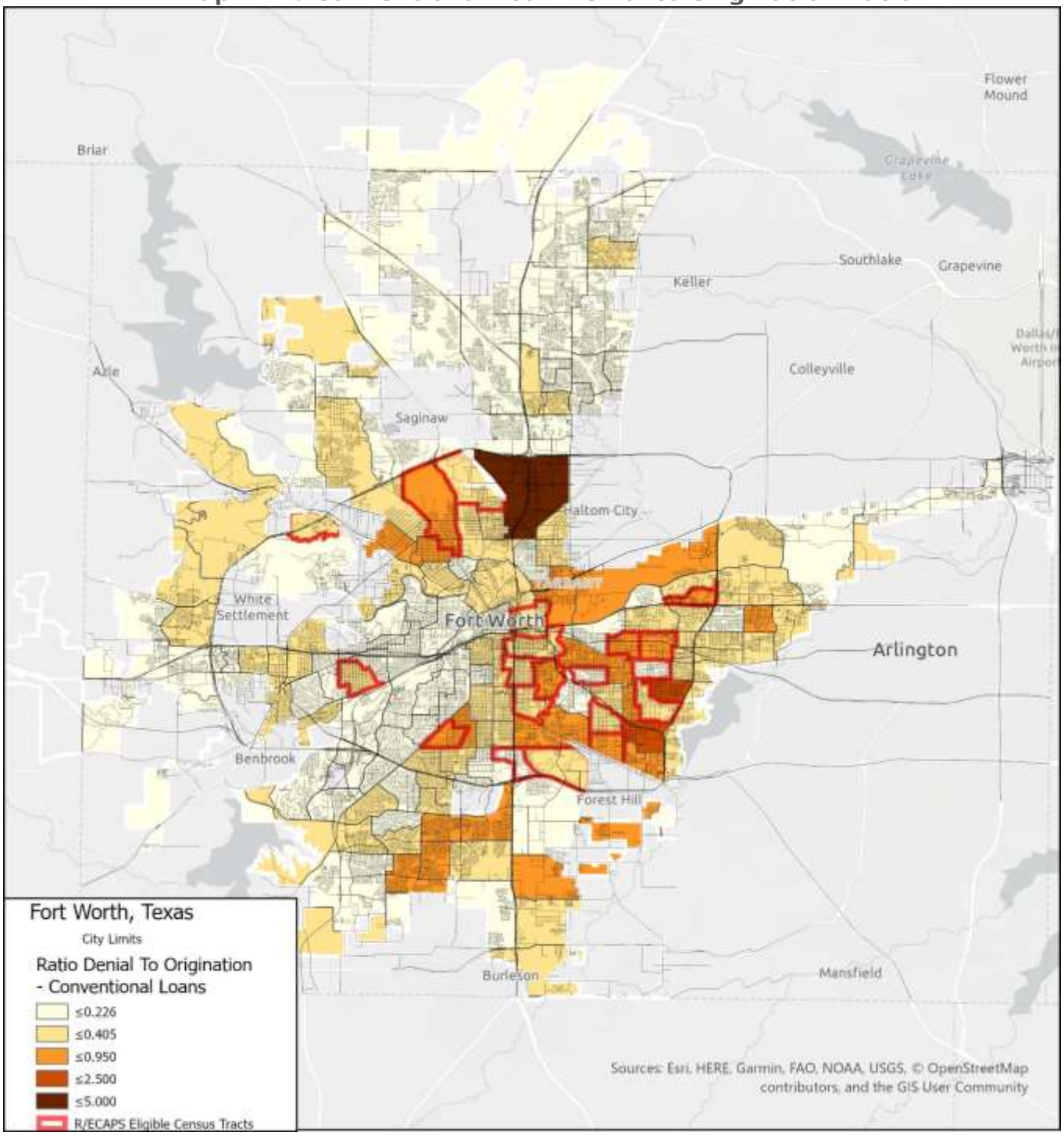

Source: HMDA

Map III-19 Government Loan Denial to Origination Ratio

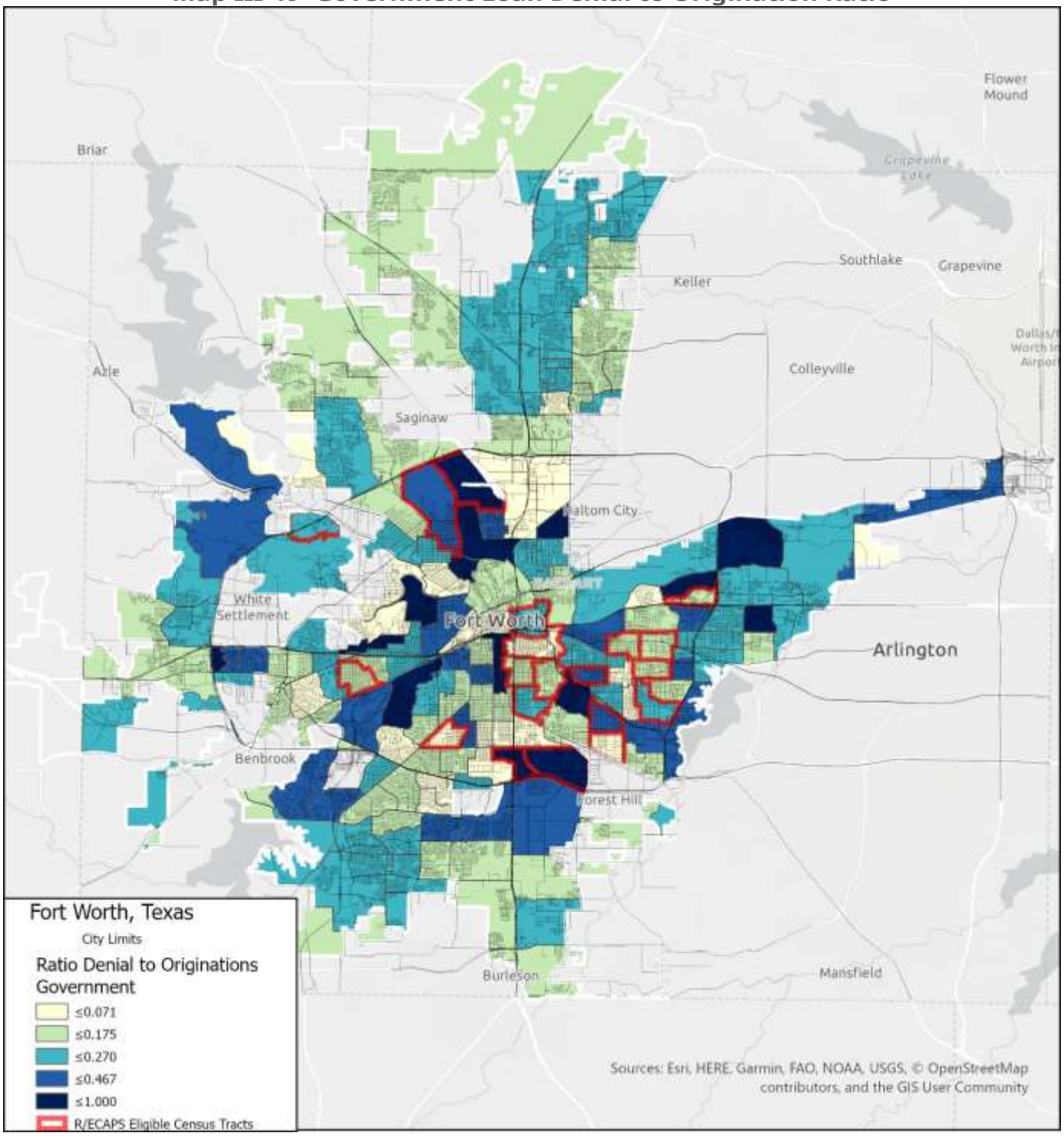

Source: HMDA

Map III-20 Purchase Loan Denial to Origination Ratio

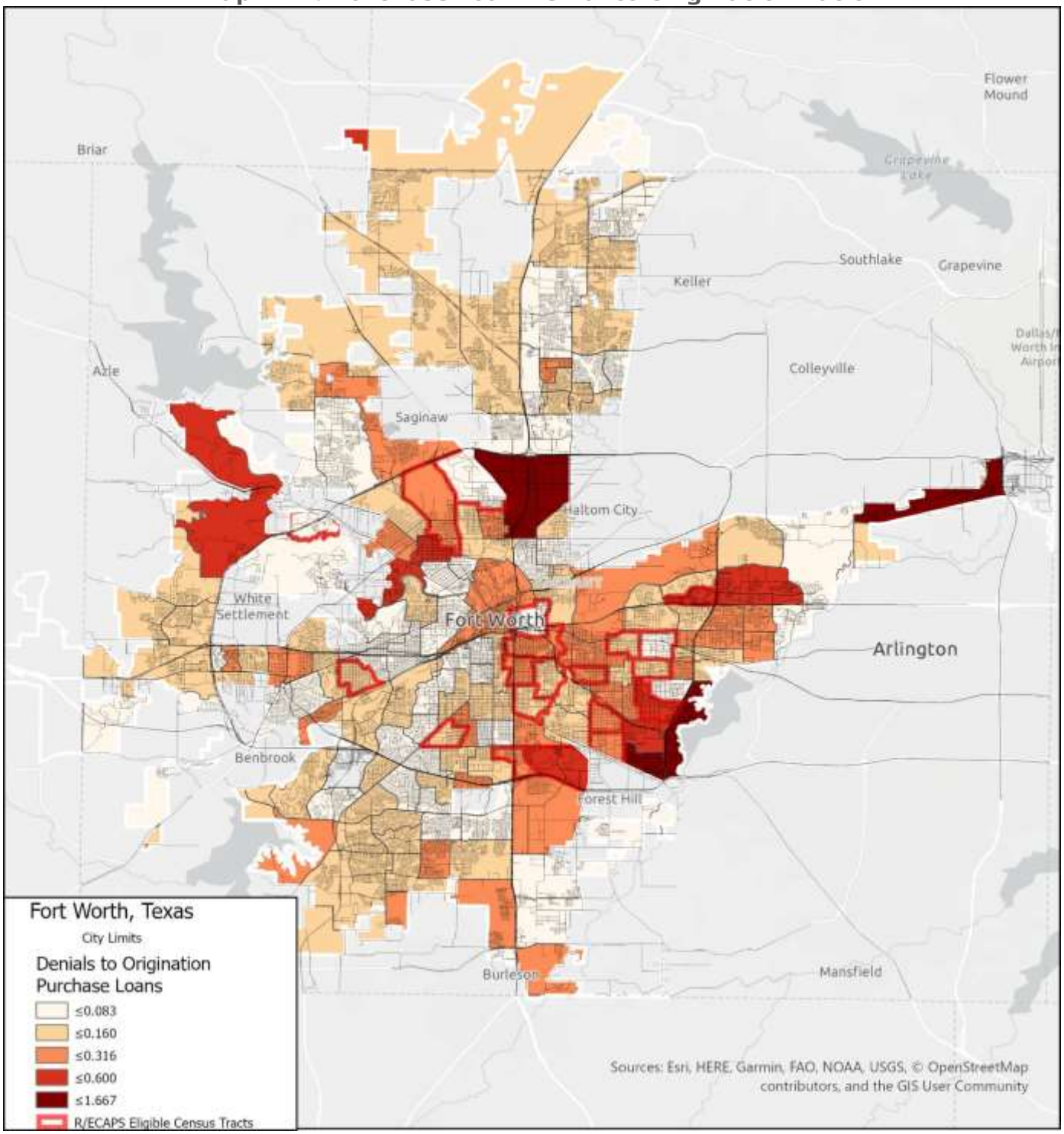

Source: HMDA

Map III-21 Refinance Loan Denial to Origination Ratio

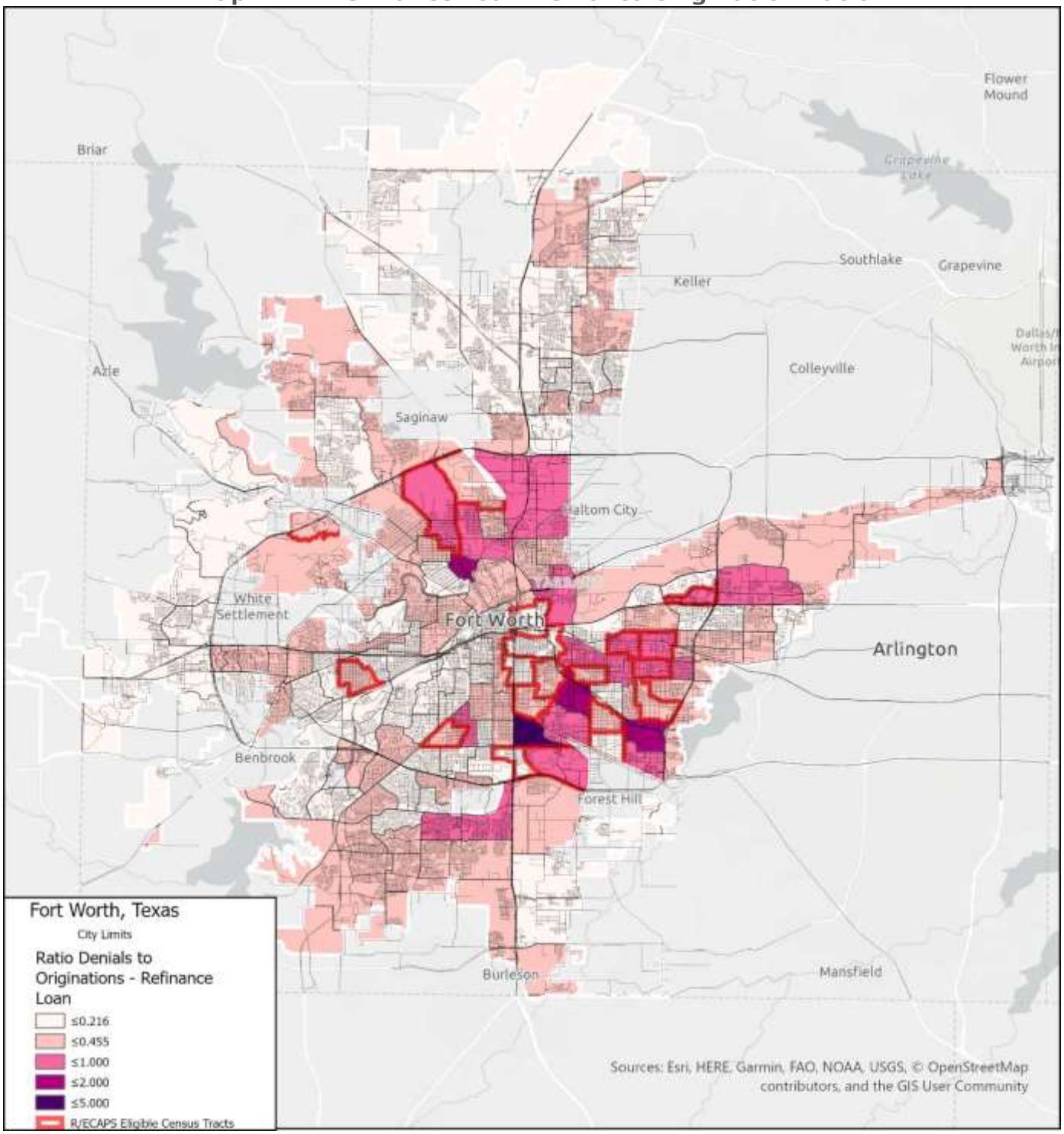

Source: HMDA

SECTION IV.

ACCESS TO OPPORTUNITY

Access to Opportunity

Section IV - Access to Opportunity examines the extent to which members of protected classes experience disparities in access to opportunity based on housing opportunity indicators and measured by accessibility to quality food, education, employment, broadband, transit, and transportation.

HUD Opportunity Indicators

Education

In Fort Worth, the difference in income and unemployment rate between the three groups may be due to educational attainment. According to 2021 ACS estimates, 11.4 percent of African Americans age twenty-five and above reported less than a high school education compared to 3.8 percent of Whites and 38.7 percent of Hispanics in the same age group. As a comparison, the percentage of the population with less than a high school education in Fort Worth was 16.6 percent during the period. Despite high school education attainment among African Americans being higher than Hispanic population and city's overall population, African Americans still have the highest unemployment rate among the three major groups. It is also probable that the percentage of African Americans with a high school diploma compared to that of the total population and other two groups reflect a lower percentage of African Americans as a percent of total population.

School Proficiency Index

The School Proficiency Index uses school-level data on the performance of fourth-grade students on state exams to describe which neighborhoods have high-performing elementary schools nearby and which are near lower-performing elementary schools. The higher the index score, the higher the level of school proficiency. The areas in Fort Worth with lower-performing schools are light brown, as shown on Map III-17.

The higher-performing schools are on the western side of Fort Worth, between Interstates 30 and 20.

Table IV-4
Table IV-5 School Proficiency Index Source: Housing Urban Development

Fort Worth	School Proficiency Index
Total Population	
White, Non-Hispanic	58.54
Black, Non-Hispanic	33.10
Hispanic	37.45
Asian or Pacific Islander, Non-Hispanic	57.46
Native American, Non-Hispanic	50.32
Population below the federal poverty line	
White, Non-Hispanic	47.42
Black, Non-Hispanic	25.37
Hispanic	32.76
Asian or Pacific Islander, Non-Hispanic	52.69
Native American, Non-Hispanic	37.25

School Proficiency Index by Race and Ethnicity

In Fort Worth, there is disproportionate access to proficient schools based on race and ethnicity. Blacks have a proficiency index of 33.10, and Hispanics have a rate of 37.45, meaning school-age children in this group attend elementary schools less proficient than Whites (58.54) and Asians (57.46). School Proficiency disproportion is greater when analyzing the population below the federal poverty line. The School Proficiency Index of impoverished Blacks is 25.37, the lowest score among each race/ethnicity. Index scores for Hispanics (32.76) and Native Americans (37.25) are the next lowest among each race/ethnicity. Access to schools in high-proficiency areas for low to moderate-income households is restricted when affordable housing is lacking. The residency requirements of school districts may become barriers for low to moderate-income households seeking access to high-proficiency schools.

Map IV-16

Map IV-17 School Proficiency Index

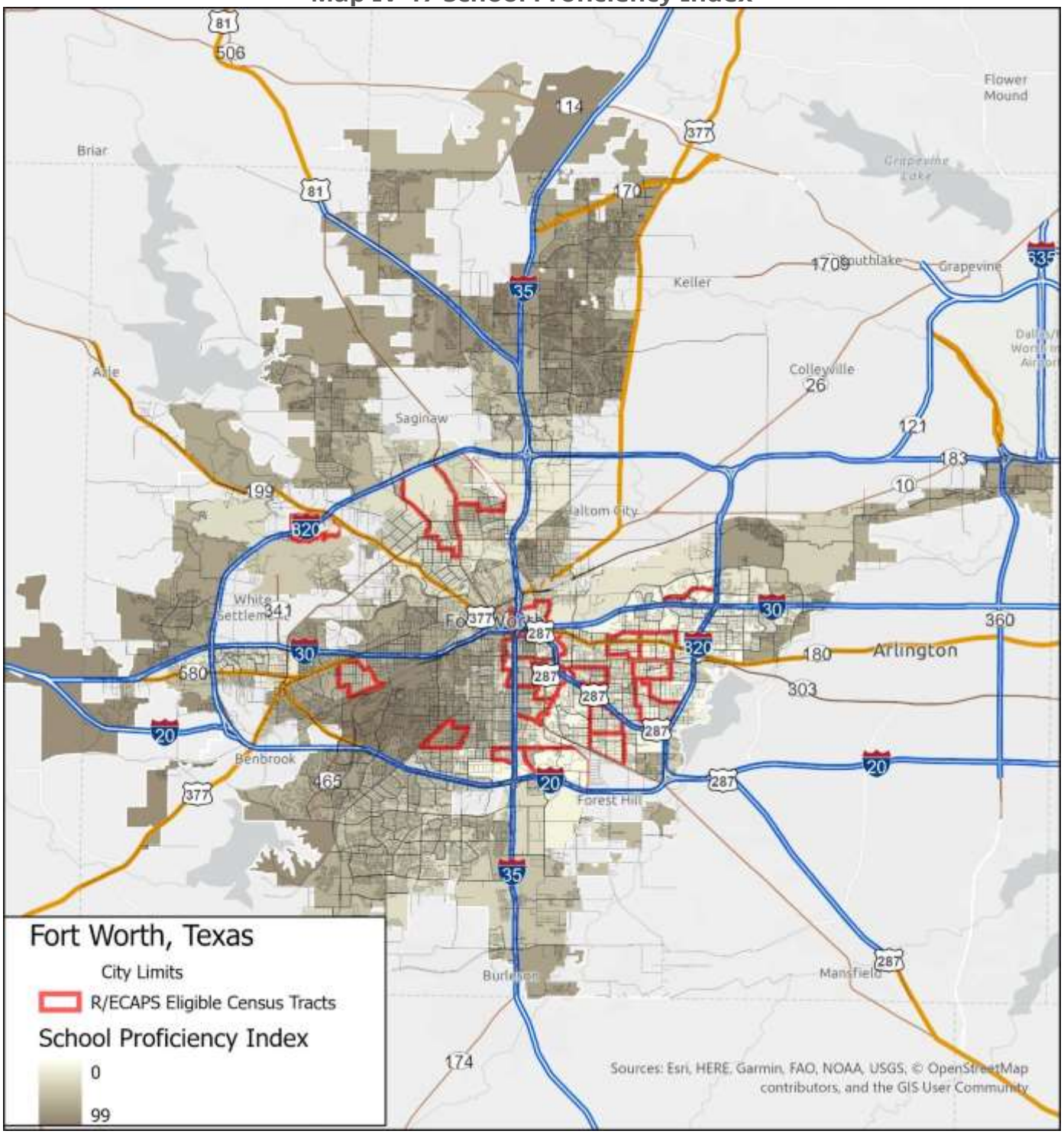

Source, ESRI, USA Major Highways, Department of Housing Urban Development

Employment and Unemployment

Employment opportunities in the area and educational levels of employees in the workforce significantly impact a resident's housing choices based on affordability and location. Limited educational attainment and job skills severely impact a wage earner's ability to qualify for jobs paying living wages comparable to the growing cost of suitable and affordable housing.

Table III-5 provides occupational data, indicating a shift in the distribution of occupations in 2010 and 2021. Transportation, warehousing, and utilities had the most significant increase, up 59 percent during the period. Professional, scientific, management, administrative, and waste management services increased by forty-eight percentage points. Educational services, health care, and social assistance increased by forty-seven percentage points. Arts, entertainment, recreation, accommodation, and food services experienced an increase of 47 percent. While the occupation growth in the occupations mentioned above is trending upward, many occupations fail to pay wages that keep pace with the cost of housing in the marketplace. More wage earners are cost-burdened or restricted to housing choices in less desirable areas of Fort Worth.

Table IV-6 Occupation of employed persons for Fort Worth, 2010 and 2021

Industry	2010	2021	% Change
Agriculture, forestry, fishing and hunting, and mining	3,411	4,331	27%
Construction	26,941	39,426	46%
Manufacturing	41,693	46,446	11%
Wholesale trade	11,226	12,006	7%
Retail trade	36,132	50,189	39%
Transportation and warehousing, and utilities	24,836	39,394	59%
Information	8,357	5,969	-29%
Finance and insurance, and real estate and rental and leasing	26,946	33,512	24%
Professional, scientific, and management, and administrative and waste management services	32,744	48,548	48%
Educational services, and health care and social assistance	60,806	89,191	47%
Arts, entertainment, and recreation, and accommodation and food services	26,517	39,085	47%
Other services, except public administration	16,188	23,083	43%
Public administration	10,766	13,174	22%

Source: 2021 5-Year ACS Estimates

The data in Table IV-6 represents the distribution of employment status by race and ethnicity. In 2021, 5.5 percent of the labor force in Fort Worth was unemployed. Comparing this data Fort Worth's labor force by Race and Ethnicity shows that 4.5 percent of White persons aged sixteen and over reported being unemployed. African Americans in the same age group reported a 9.6 percent unemployment rate, and Hispanics reported a 5.1 percent unemployment rate. The unemployment rate of African Americans is almost twice the rate of Hispanics and twice the rate of Whites. At the same time, the total number of African Americans in the labor force is significantly less than Hispanics and Whites. Map IV -18 shows the unemployment rates by census tract within Fort Worth. Unemployment is highest in the Southeastern section of the city, inside Interstate 820. Table IV-7 provides Employment Status by Race for Fort Worth.

Table IV-7 Employment Status by Race for Fort Worth

Employment Status	**White Non-Hispanic**		**African-American**		**Hispanic**		**Total Employment**	
	#	**%**	**#**	**%**	**#**	**%**		
In Labor Force:	179,905	77.9%	84,503	75.4%	154,130	73.7%	471,629	68.6%
In Armed Forces	806	0.4%	199	0.2%	248	0.0%	1,310	0.0%
Civilian	179,099	99.6%	84,304	99.8%	153,882	99.8%	470,319	99.7%
Employed	171,128	95.1%	76,210	90.4%	146,029	94.9%	444,354	94.5%
Unemployed	**7,971**	**4.5%**	**8,094**	**9.6%**	**7,853**	**5.1%**	**25,965**	**5.5%**
Not in Labor Force	50,941	22.1%	27,638	24.6%	54,890	26.3%	216,236	31.4%
Total	230,846	100%	112,141	100%	209,020	100%	687,865	100%

Source: 2021 5-Year ACS Estimates

Map IV-18 Unemployment Rate

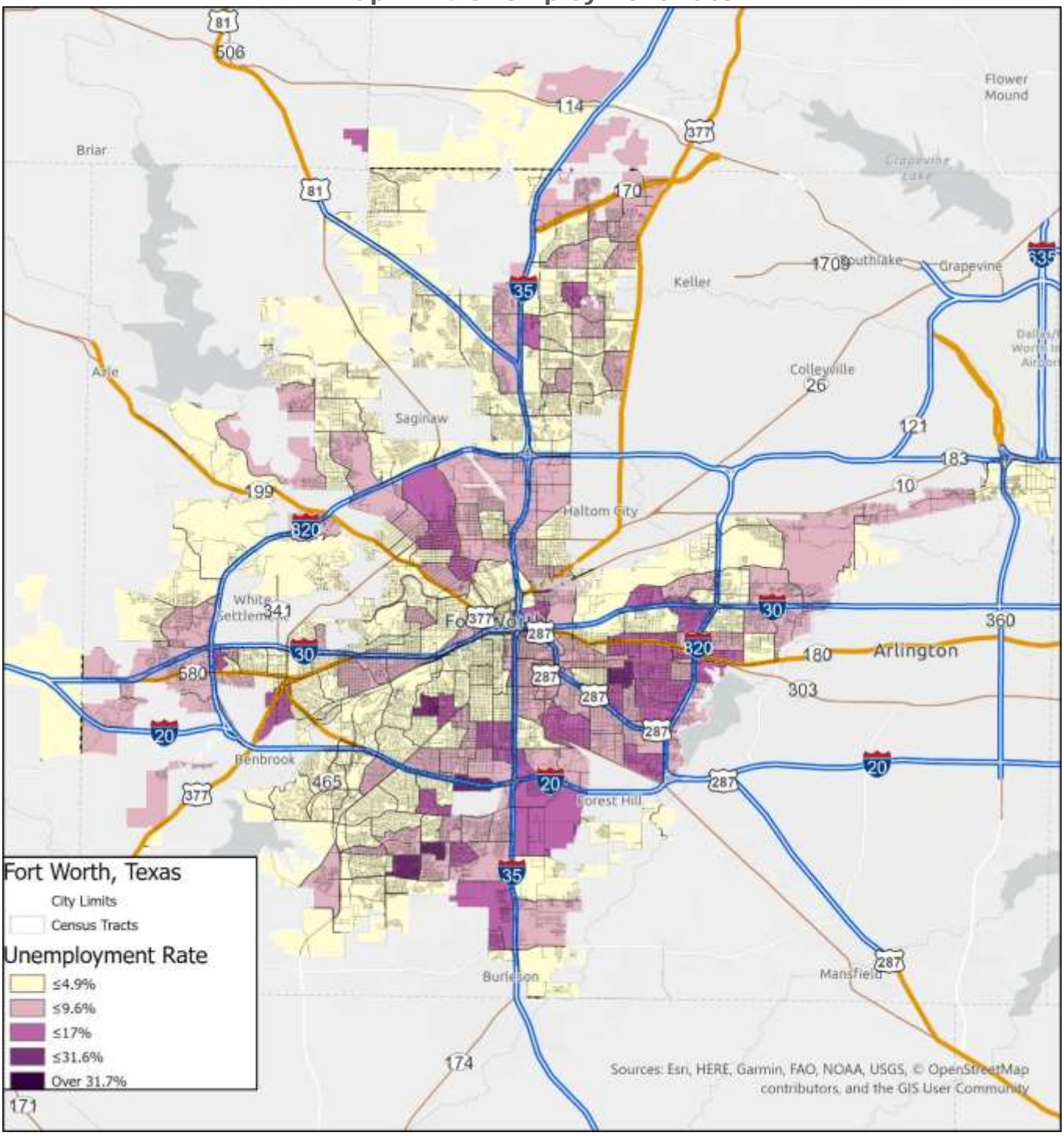

Source: 2021 ACS 5-year Estimate, ESRI, USA Major Highways.

Job Proximity

According to the Fort Worth Chamber of Commerce, the major employers in the area include American Airlines Group, with 30,000 employees; Texas Health Resources, with 26,000 employees; Lockheed Martin, with 22,950 employees and Fort Worth Independent School District, employing 11,000 employees. Proximity to employment is a factor residents consider when deciding where to live; however, limited access to employment based on the distance between employers and neighborhoods may limit a household's access to major employers.

Map IV-19 examines the proximity of jobs to Fort Worth residents expressed as an index from 0 – 100. The higher the index (100), the better the access a household has to employment opportunities in Fort Worth. The map also displays areas of the city with high concentrations of affordable housing units with low job proximity areas in Fort Worth. Low to moderate access to jobs exists on the city's southeastern side, south of Interstate 30, east of Interstate 35, and along Highway 287. This area also includes a high concentration of affordable housing and several R/ECAP census tracts.

Map IV-19 Job Proximity Index and Affordable Housing

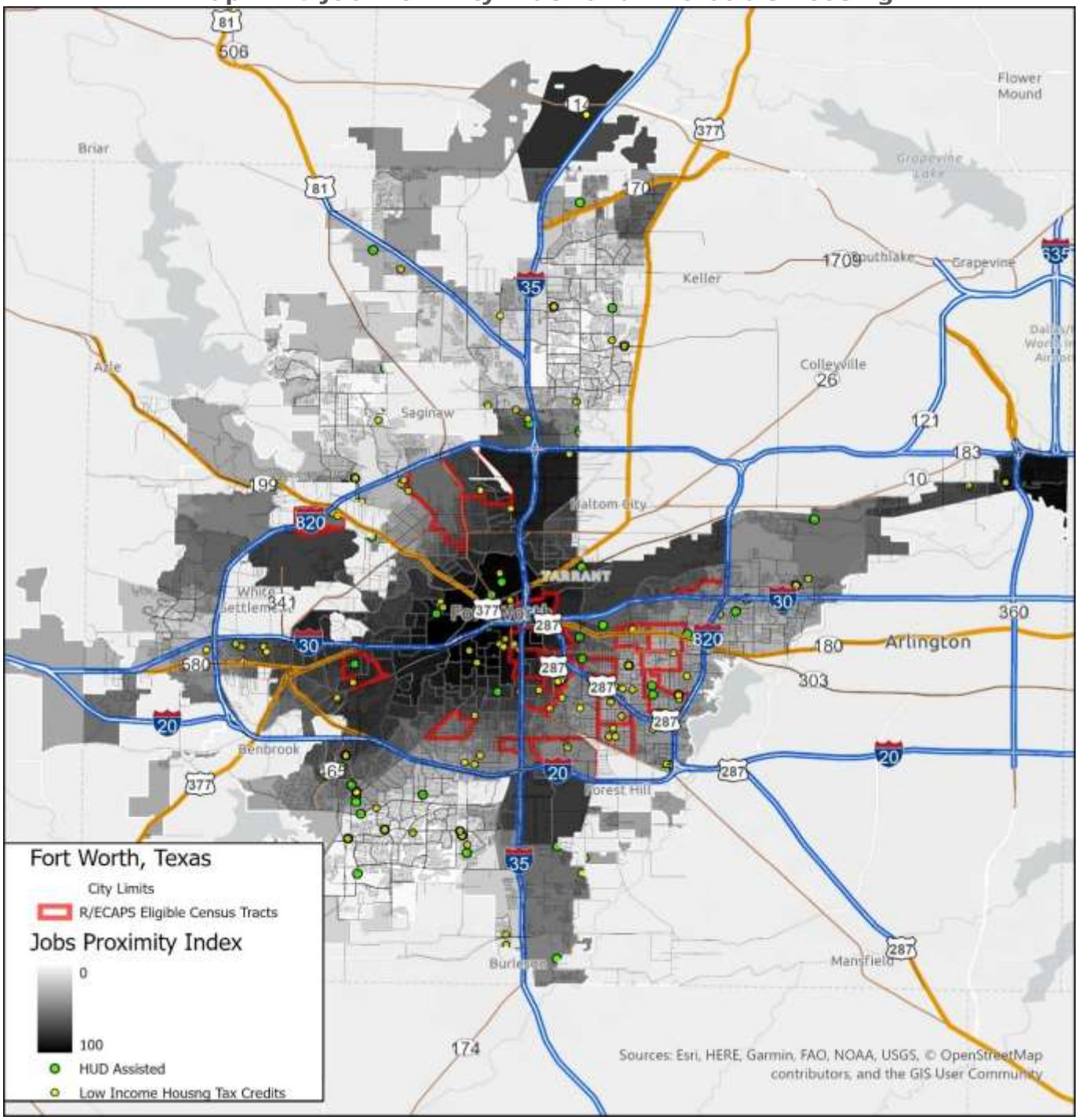

Source: 2021 ACS 5-year Estimate, ESRI, USA Major Highways, Department of Housing Urban Development

Transportation

Trinity Metro is the public transit service provider for Fort Worth. Trinity Metro offers various services to assist passengers in travel, including TEXRail, bus routes, and ZIPZONE on-demand ride sharing. The map below shows the transit options available to passengers traveling to and from Fort Worth.

Map IV-20 Fort Worth Public Transit

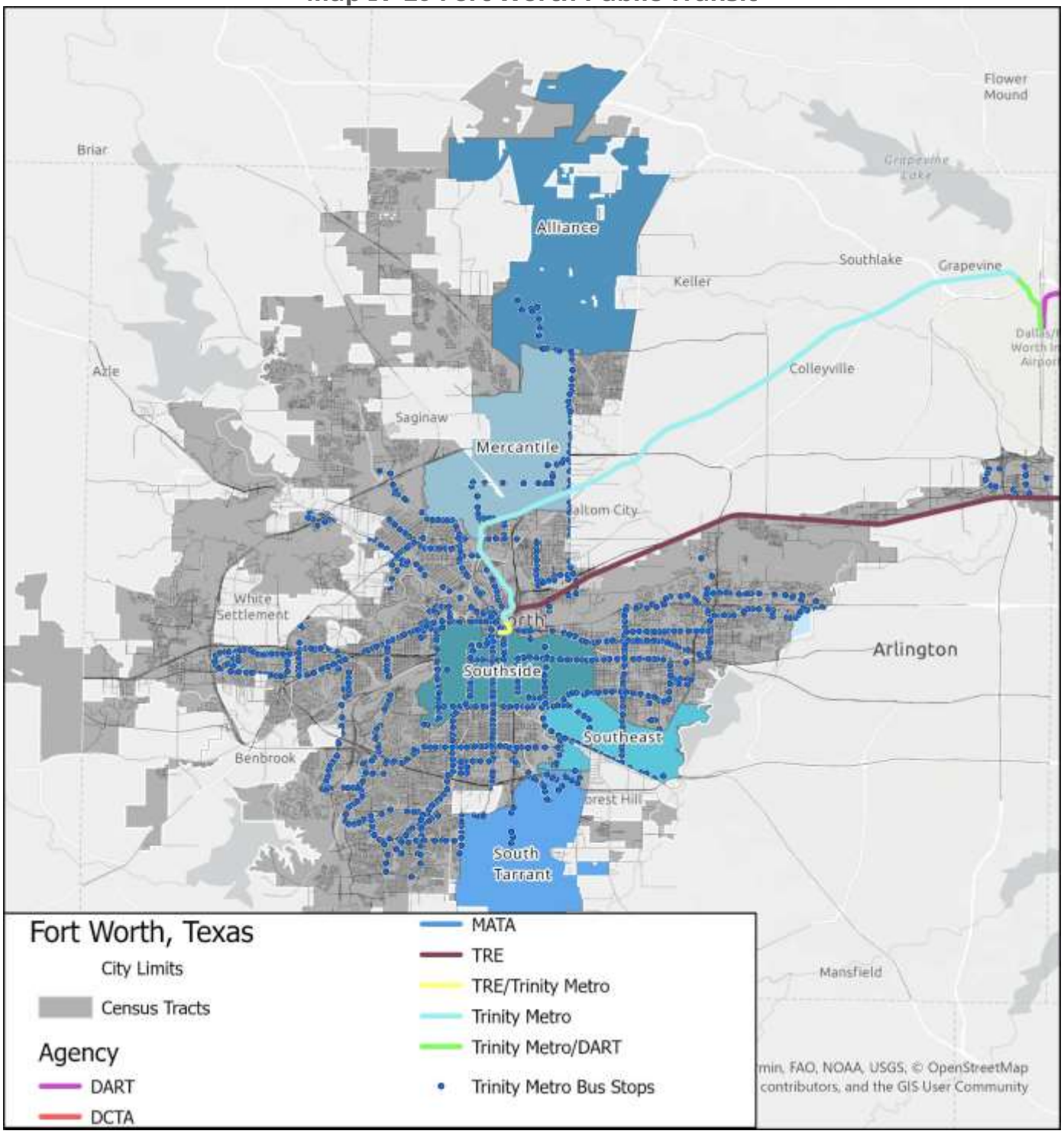

Source: North Texas Council of Government GIS

Access To Broadband

Housing needs that can be addressed by HUD grant funds include new housing development, preservation of existing housing, and homebuyer assistance for low/mod income households. However, Fort Worth has far greater needs for these services than the limited HUD resources can address. This section provides estimates of the level of need for each type by comparing the total number of households in particular income categories, to the total units. This plan also focuses primarily on the areas of greatest need; it covers homeowner and rental housing. It does not focus on rental assistance needs, as that function is addressed by HUD through local housing authorities, including Fort Worth Housing Solutions.

Access to broadband is one of the most significant issues faced by low- and moderate-income persons and neighborhoods with highest concentrations of affordable housing, based on analysis of HUD-provided data, there is an estimated need for 19,230 units of affordable rental housing for extremely low income and low-income households. Homeowners and renters with incomes under 50% AMI, who are paying more than 50% of their annual income on rent, mortgage, utilities, and taxes, will not have the financial capacity to afford broadband even if it is accessible.

Approximately 44% of all Fort Worth households have a low to moderate income. This includes 14% of all households with incomes under 30% of AMI (extremely low income), the 13% of households with incomes between 30% and 50% AMI (low income), and the 17% with incomes between 50% and 80% AMI (moderate income).

Broadband providers were contacted during the consultation process and encouraged to provide comments, but no responses were received. However, per the most recent American Community Survey, slightly less than half of all households with incomes under $20,000 reported having internet access. Also, a Pew Research Center survey indicated only 53 percent of adults with incomes under $30,000 had home broadband access, compared with 80 percent of those with incomes between

$30,000 and $100,000. With the estimated number of nearly half (44%) of Fort Worth's population considered low to moderate income, there is a significant number of households with limited or no access to broadband service. Consultation with social service providers and communications/community engagement professionals indicate that the digital divide is addressed by expanded capacity of mobile phones with internet access, as well as the availability of internet access in all City libraries, with several located in LMI neighborhoods. Two of Fort Worth's libraries are located within the public housing communities - Butler and Cavile Place. In addition, there are several branch libraries (East Berry, Northside, Diamond Hill-Jarvis, Ella Mae Shamblee) within walking distance. There is also an eSkill Library & Job Center, formerly Meadowbrook Branch Library, which was repurposed in July 2011 to serve to provide internet, job search, and training for Fort Worth residents. Each branch is accessible via public transportation.

Access To Transit

Data from the 2021 ACS 5-Year Estimates show that 36.6 percent of Black or African American households rely on Public Transportation as a means to work. Whites rely on Public Transportation 30.8 percent of the time. Hispanics are significantly less likely to use Public Transportation; however, they rely on carpooling at a rate of 48.5 percent, the most out of each group, in Fort Worth. Trinity Metro Buses are available daily in Fort Worth, with stops and routes throughout the city.

Table IV-8 Means Of Transportation to Work by Race and Ethnicity

	Black or African American	Hispanic or Latino origin (of any race)	White alone, not Hispanic or Latino
Fort Worth			
Car, Truck, Or Van -- Drove Alone	18.0%	32.8%	42.1%
Car, Truck, Or Van -- Carpooled	17.6%	48.5%	24.1%
Public Transportation (Excluding Taxicab)	36.6%	22.1%	30.8%

Source: 2021 5-Year ACS Estimates

SECTION V.

ZONING AND LAND USE

Zoning and Land Use

Policy Review

Fort Worth is one of the fastest growing amongst the thirty largest U.S. cities. From 2010 to 2020, Fort Worth permitted almost 44,000 new single-family housing units, with slightly over half of that total occurring since 2017. During the same period, Fort Worth permitted over 34,000 multifamily units, with over 57 percent of the total occurring within the last four years. North Central Texas Council of Goverments projects that by 2030 Fort Worth's population will increase to over one million resident and add 43,000 new households between 2022 and 2030. Job growth is expected to outpace household growth, creating an imbalance between households and housing units. Diversification in residential housing unit types and increased housing units are essential to accommodate future population growth.

In Fort Worth the market continues to produce more single-family suburban housing, while the demographics on jobs growth suggest that housing preferences and supply is demanding greater diversity in housing type and housing density. Therefore, Fort Worth is potentially at risk of becoming overly dependent on low density residential uses to support its job growth, affordability, and tax base. Consistent with a focused business development effort, residential housing development and land availability must be planned to match increases in job, housing preferences, mixed-use development, and appropriately located higher density housing. Balanced housing is critical to a more balanced tax base and improved return on public investment.

This section provides an overview of policies and practices related to a city's zoning, land use regulations, market demands and housing choice. The City must continue to proactively address the following general provisions related to ensuring fair housing choice in local regulations that support Fort Worth's success in Affirmatively Furthering Fair Housing Choice.

General Provisions and Zoning Code Review

The City zoning and land use regulations were examined to determine if they appear to impact fair housing choice. The following were determined to not have impacts.

- Does the code definition of "family" have the effect of discriminating against unrelated individuals who reside in a congregate or group living arrangement?
- How are the residential land uses discussed? What standards apply?
- Does the zoning ordinance describe any areas in this jurisdiction as exclusive?
- Are there restrictions for senior housing in the zoning ordinance? If yes, do the restrictions comply with Federal law on housing for older persons (i.e., solely.
- Does the zoning ordinance contain special provisions for housing accessible to persons with disabilities?
- Does the zoning ordinance establish occupancy standards or maximum occupancy limits?
- Does the Zoning Code distinguish senior housing from other single-family residential and multifamily residential uses by conditional use permit?
- Does the Zoning Code distinguish handicapped housing from other single-family residential and multifamily residential uses by conditional use permit?
- How is "special group residential housing" defined in the Zoning Code?

Promoting Fair Housing Choice

The City zoning and land use regulations were examined and determined to be in compliance with fair housing regulations. However, our analysis reveals additional policies and regulations may be considered to lessen regulatory impact and enhance fair housing choice.

Population Growth and Housing Demand - As the population grows, the demand for residential units will increase. Higher-density housing types will respond to changing demographic and market trends, reflecting a greater preference for housing that meets divers populations and fair housing choice.

Economic Growth - Due to continued population and employment growth, Fort Worth will see a significant amount of land developed for new businesses and industry. Assuming current land use proportions remain consistent over time, approximately 2,000 new acres of commercial and industrial land use could be developed by 2032.

Market Demand - Depending on several related variables, market demand will impact the amount and location of land uses. The future supply of any land use should not exceed the anticipated demand. Reliance on current market demand can unnecessarily restrict future development. For example, the multifamily market downtown was untapped until multifamily zoning was introduced and found to be successful. The Stop Six Choice Neighborhood initiative emphasized mixed income – mixed housing types.

Transportation Access and Infrastructure Availability - Land use decisions, such as location of offices, housing, and industry, are influenced by access to transportation and public infrastructure. Despite the significance of mobility, investment in transportation infrastructure may follow land use decisions, particularly where rapid development occurs. Coordination of future land uses and zoning districts with the Thoroughfare Plan helps plan the correct location, classification, and desired capacity of roadways.

Development Regulations - Development regulations impact the value of property based on zoning, land use restrictions, adjacent property regulation and restrictions, and resulting issues that can impact property.

Population Growth and Housing Demand - As the population grows, demand for residential units will increase. Higher-density housing types respond to changing demographic and market trends, reflecting preference for urban neighborhoods. Existing residential neighborhoods abutting industrial area may require regulations.

Economic Growth - Due to continued population and employment growth, Fort Worth is expected to see significant land developed for new businesses and industry. Current projections approximate 2,000 new acres of commercial and industrial land use by 2032.

Market Demand - Depending on several related variables, market demand will impact the amount and location of land uses. The future supply of any land use should not exceed the anticipated demand. Reliance on current market demand can unnecessarily restrict future development. For example, the multifamily market Downtown was untapped until multifamily zoning was introduced and found to be successful.

Transportation Access and Infrastructure Availability - Land use decisions are influenced by access to transportation and public infrastructure. Despite the significance of mobility, investment in transportation infrastructure may follow land use decisions, particularly where rapid development occurs. Coordination of future land uses and zoning districts with the Master Thoroughfare Plan helps plan the correct location, classification, and desired capacity of roadways and support growth.

Environmental Constraints - Environmental conditions impact land uses that develop. These constraints include floodplains, soils, slope, gas wells, odors, and noise pollution. Regulations should continue to address environmental constraint impacting land use.

SECTION VI.

COMMUNITY ENGAGEMENT

Community Engagement

The City of Fort Worth encourages its citizens to provide input in the ConPlan and Annual Plan process. Through its adopted Citizen Participation Plan, the City sets forth policies and procedures for citizens and groups to provide the City with information on housing and community development needs as part of the preparation of the ConPlan. Accordingly, eight public input meetings were advertised in local newspapers and held throughout the city. The input received was presented to the City's Community Development Council (CDC) in a public meeting setting and elaborated upon in subsequent public meetings. The CDC is a board of citizen volunteers who are appointed by the City Council to make funding recommendations to the City Council. A thirty-day public comment period to obtain citizen's views and to respond to proposals and questions on the draft ConPlan then took place. As required by the CPP, the city conducted at least one public hearing during the development process before the Consolidated Plan was published and at least one public hearing during the 30-day comment period. These public hearings were held in conjunction with the Community Development Council or City Council meetings. The city sent out letters and/or emails to various State and local groups, departments, and organizations as part of the consultation process. Comments received during the period were considered by the City before Council approval of the Consolidated Plan and its submission to HUD.

City Council District Meetings

Public engagements meetings were held in all nine City Council Districts with attendance from most elected city council members. Each meeting was held at a location in the community in the evenings to accommodate as many residents as possible. A brief presentation explaining the Consolidated Planning process was given, and residents were able to ask questions regarding the city's plans on how to use the grant funds, fostering open dialogue and ensuring community involvement in decision-making.

Real Time Engagement Survey

Attendees participated in real-time polling surveys using Turning Technologies remote clickers, allowing for immediate feedback and data collection. The survey provided examples of previously funded programs and projects, enabling residents to assess the benefits of these initiatives and determine whether similar strategies should be prioritized in the future, ensuring that the community's preferences and priorities were considered in the decision-making process.

CDB

Worth
dated Plan
Plan
Fair Housing

Youth Engagement Meeting

City staff met with My Brother's Keeper/My Sister's Keeper students at TCC South/FWISD Collegiate High School on Thursday, May 18, 2023, to present the Consolidated Plan and actively seek input from the students regarding their highest priority needs. The students were given the opportunity to participate in a survey using Turning Technologies clickers, which facilitated an interactive and engaging dialogue focused on critical issues such as youth homelessness and sex human trafficking. This collaborative approach aimed to empower the students, ensuring that their voices were heard, and their perspectives were considered in shaping policies and initiatives to address these pressing concerns in the community. Youth input is summarized below.

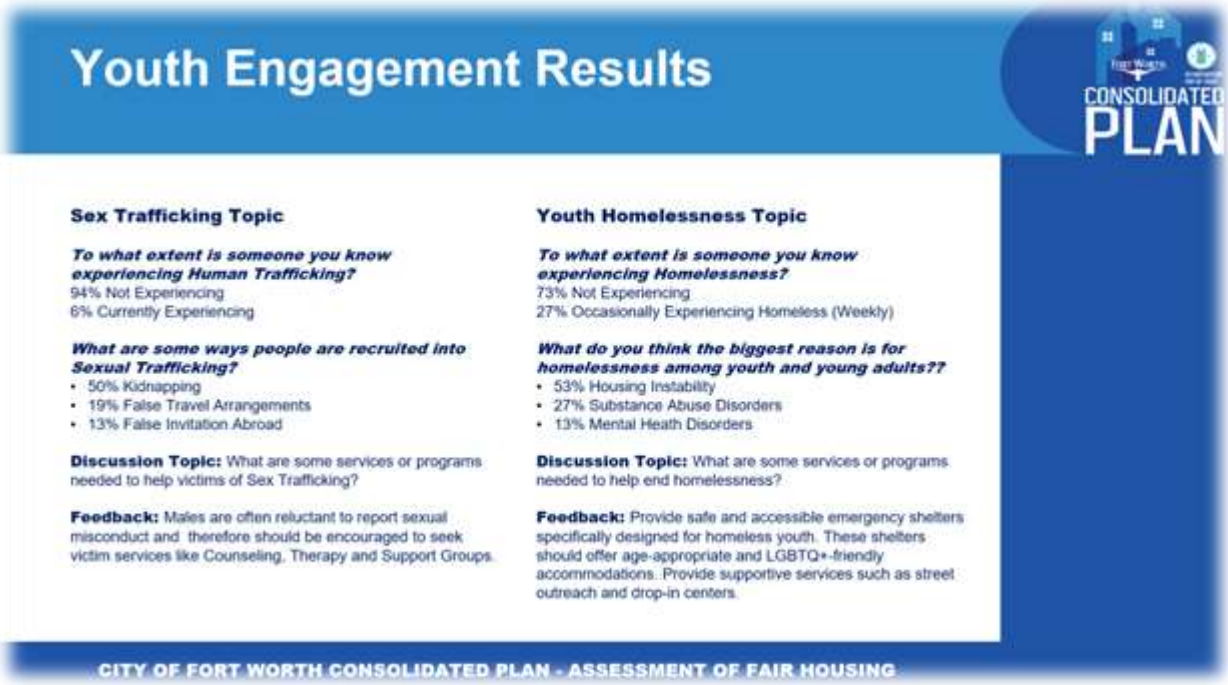

Youth Engagement Results

CONSOLIDATED PLAN

Sex Trafficking Topic

To what extent is someone you know experiencing Human Trafficking?
94% Not Experiencing
6% Currently Experiencing

What are some ways people are recruited into Sexual Trafficking?
- 50% Kidnapping
- 19% False Travel Arrangements
- 13% False Invitation Abroad

Discussion Topic: What are some services or programs needed to help victims of Sex Trafficking?

Feedback: Males are often reluctant to report sexual misconduct and therefore should be encouraged to seek victim services like Counseling, Therapy and Support Groups.

Youth Homelessness Topic

To what extent is someone you know experiencing Homelessness?
73% Not Experiencing
27% Occasionally Experiencing Homeless (Weekly)

What do you think the biggest reason is for homelessness among youth and young adults??
- 53% Housing Instability
- 27% Substance Abuse Disorders
- 13% Mental Heath Disorders

Discussion Topic: What are some services or programs needed to help end homelessness?

Feedback: Provide safe and accessible emergency shelters specifically designed for homeless youth. These shelters should offer age-appropriate and LGBTQ+-friendly accommodations. Provide supportive services such as street outreach and drop-in centers.

CITY OF FORT WORTH CONSOLIDATED PLAN - ASSESSMENT OF FAIR HOUSING

Citizen Participation Outreach

Sort Order	Mode of Outreach	Target of Outreach	Summary of response/attendance	Summary of comments received	Summary of comments not accepted and reasons	URL (If applicable)
1	Newspaper Ad	Minorities Non-English Speaking - Specify other language: Spanish Persons with disabilities non-targeted/broad community Residents of Public and Assisted Housing	REQUEST FOR PROPOSAL FOR PUBLIC SERVICE AGENCIES & NON-PROFITS interested in applying for the following grants: Community Development Block Grant (CDBG), Emergency Solutions Grant (ESG), Housing Opportunities for Persons with AIDS (HOPWA) Notice published on January 30, 2022 (Fort Worth Star-Telegram)	Proposals were received from applicant social service agencies.		**www.star--telegram.com**
2	**Public Meeting**	**Non-targeted/broad community** **All citizens and organizations**	**Community Development Council (CDC) Meeting dates: March 8, 2023.**	**N/A**	**N/A**	

Table 1 – Citizen Participation Outreach

SECTION VII.

FAIR HOUSING LAW, PUBLIC POLICY, FAIR HOUSING ENFORCEMENT AND EVALUATION OF ENTITLEMENT GRANT IMPACTS

Fair Housing Law and Public Policy

Introduction

The Fair Housing Law and Public Policy section examines how the City of Fort Worth's laws, regulations, policies, and procedures affect fair housing choice. Fair housing choice is defined as the ability of people with similar incomes to have similar access to location, availability, and quality of housing. Therefore, impediments to fair housing choice may be linked to acts that violate a law or acts or conditions that do not violate a law but preclude people with varying incomes from having equal access to decent, safe, and affordable housing.

The first part of Section 7.1 will address existing statutory and case law that resulted in interpretation of individual rights under the Federal Fair Housing Act, resulting in removal of impediments, and served to promote fair housing choice. Statutory and case law pertaining to interpretation and enforcement of the Federal Fair Housing Act can be effective in mitigating barriers to fair housing choice, depending upon enforcement efforts, judicial and administrative court rulings. Relevant landmark judicial court case decisions pertaining to fair housing were reviewed and are incorporated in the analysis. Other related regulations and case law that provide interpretation, understanding, and support to the Federal Act were also considered.

The City of Fort Worth has enacted local law that is substantially equivalent to the Federal Fair Housing Act. To make this determination, the City of Fort Worth's local statues were compared to the Federal Fair Housing Act to determine whether they offered similar rights, remedies, and enforcement to the federal law and based on that evaluation, whether any Fort Worth enacted ordinance can be construed as substantially equivalent. The City of Fort Worth has enacted ordinances considered substantially equivalent to the Federal Fair Housing Act. Local ordinances provide substantially

equivalent enforcement, judicial or city administrative review, and adjudication or penalties for those who violate local laws pertaining to fair housing. The State of Texas has also enacted Fair Housing Law that is substantially equivalent to Federal Law. Pertinent related laws, such as the Community Reinvestment Act and Home Mortgage Disclosure Act, were reviewed with respect to how they facilitate fair lending. Section 7.5 summarizes federal fair housing enforcement activity in the City of Fort Worth.

A more difficult, but intertwined, aspect of evaluating impediments and barriers to fair housing choice involves an analysis of public policy, programs and regulations that impact the availability of affordable housing. Our analysis centered on how governmental actions impact fair housing choice and availability of adequate, decent, safe, and affordable housing for protected class members and people of all incomes. We examined government subsidies and public funding appropriations used to provide housing assistance for low- and moderate and very low-income households. This included an analysis of city operated housing programs provided in Section 7.3. Key documents collected and analyzed to complete this section include the City of Fort Worth current Consolidated Plan (CP), current and previous Annual Action Plans (AP), and Consolidated Annual Performance Evaluation Reports (CAPER). The analysis also included programs administered by Fort Worth Housing Solutions (FWHS), the City designated Housing Authority Five Year and Annual Plans, and documentation on various housing programs including public housing and Section 8 housing choice voucher program. City and FWHS staff also provided information on current and future initiatives to develop affordable housing and acquire additional funds, including Choice Neighborhoods and other federal funding.

Our analysis of development regulations, city advisory board actions and public policy documents are presented in Section 7.4. This section focuses on building codes, zoning ordinances, land use plans, local initiatives, and governmental actions relative to development and incentives that stimulate development. The analysis of public policy includes decisions by elected and appointed advisory boards and commissions including

the Fort Worth Housing Solution Board, and City of Fort Worth City Council, Boards, Planning and Zoning Commission, Zoning Board of Adjustment, and appointed boards, and commissions responsible for housing and development policy and enforcement.

Section 7.5 provides an analysis of fair housing complaints filed with HUD. Section 7.6 contains conclusions about fair housing barriers based on the existing law, enforcement efforts, complaint analysis, and the availability of affordable housing. The HUD Fort Worth, Texas Regional Fair Housing and Equal Opportunity (FHEO) Office has responsibility for enforcement of the Federal Fair Housing Act in Fort Worth. Official compliant date was requested and received from the HUD Fort Worth Regional Office, Fair Housing Equal Opportunity Division.

7.1. Fair Housing Law

The Federal Fair Housing Act (the Act) was enacted in 1968 and amended in 1974 and 1988 to add protected classes, provide additional remedies and protections, and strengthen enforcement. The Act, as amended, makes it unlawful for person to discriminate based on race, color, sex, religion, national origin, handicap, or familial status. The Act prohibits discrimination based on any of the previously mentioned protected classes in all residential housing, residential sales, advertising, and residential lending and insurance. Prohibited activities under the Act, as well as examples of practices potentially impacting fair housing, are listed below.

It is illegal to do the following based on a person's membership in a protected class:

- Misrepresent that a house or apartment is unavailable by:
  - ✓ Providing false or misleading information about a housing opportunity,
  - ✓ Discouraging a protected class member from applying for a rental unit or making an offer of sale, or
  - ✓ Discouraging or refusing to allow a protected class member to inspect unoccupied units.

- Refuse to rent or sell or to negotiate for the rental or sale of a house or apartment or otherwise make unavailable by:
  - ✓ Failing to effectively communicate or process an offer for the sale or rental of a home,
  - ✓ Utilizing all non-minority persons to represent a tenant association in reviewing applications from protected class members, or
  - ✓ Advising prospective renters or buyers that they would not meld with the existing residents.
- Discriminate in the terms, conditions, or facilities for the rental or sale of housing by:
  - ✓ Using different provisions in leases or contracts for sale,
  - ✓ Imposing slower or inferior quality maintenance and repair services,
  - ✓ Requiring a security deposit (or higher security deposit) of protected class members, but not for non-class members,
  - ✓ Assigning persons to a specific floor or section of a building, development, or neighborhood, or
  - ✓ Evicting minorities, but not whites, for overdue payments or poor credit.

- Make, print, publish, or post (direct or implied) statements or advertisements that indicate housing is not available to members of a protected class.
- Persuade or attempt to persuade people, for profit owners or nonprofit organization, to rent or sell their housing due to minorities moving into the neighborhood by:
  - ✓ Real estate agents mailing notices to homeowners in changing area with a listing of the homes recently sold along with a picture of a minority real estate agent as the successful seller, or
  - ✓ Mailed or telephonic notices that the "neighborhood is changing" and now is a suitable time to sell or note the effect of the changing demographics on property values.

- Deny or make different loan terms for residential loans due to membership in a protected class by:

- ✓ Using different procedures or criteria to evaluate credit worthiness,
- ✓ Purchasing or pooling loans so that loans in minority areas are excluded,
- ✓ Implementing a policy that has the effect of excluding a minority area, or
- ✓ Applying different procedures (negative impact) for foreclosures on protected class members.

- Deny persons the use of real estate services.
- Intimidate, coerce, or interfere; or
- Retaliation against a person for filing a fair housing complaint.

The Federal Fair Housing Act requires housing providers to make reasonable accommodations in rules, policies, practices, and paperwork for persons with disabilities. They must allow reasonable modifications in the property so people with disabilities can live successfully. Due to the volume of questions and complaints surrounding this aspect of the federal act, in March 2008, the Department of Justice (DOJ) and the Department of Housing and Urban Development (HUD) released a joint statement to technically define the rights and obligation of persons with disabilities and housing providers.

In addition to prohibiting certain discriminatory acts, the Act places no limit on the amount of recovery and imposes substantial fines. Based on previous actions, the fine for the first offense is up to $11,000; the second offense within a five-year period, up to $27,500; and for a third violation within seven years up to $55,000.

The prohibition in the Fair Housing Act against advertising that indicates any "preference, limitation or discrimination" has been interpreted to apply not just to the wording in an advertisement but to the images and human models shown. Ad campaigns may not limit images to include only or mostly models of a particular race, gender, or family type.

As a test to determine if advertising relative to housing and real estate in the local housing market has impediments to fair housing, a review of local advertisements in

real estate publications was conducted. These types of advertisements cover an area larger than just the City of Fort Worth, and the time period is insufficient to conclusively establish a pattern of discrimination. The data does, however, provide an accurate snapshot of the advertising available, and a general overview of the state of compliance with fair housing law by advertisers. The advertising, especially those with images of prospective or current residents was reviewed, with a sensitivity toward whether ads included:

- Advertising included all or models of a single race, gender, or ethnic group.
- Families or children in ad campaigns depicting images of prospective residents.
- Racial groups in service roles (house cleaner, door attendant, servant, etc.
- Racial groups in the background or obscured locations.
- Any symbol or photo with strong racial, religious, or ethnic associations.
- Advertising campaigns depicting one racial group.
- Campaigns, including different ads, none or few include models of other races.
- Ads failing to contain Equal Housing Opportunity (EHO) statements or logos, or contains the statement or logo, but it is not readily visible; and
- Ad campaigns involving group shots or drawings depicting people, all or almost all of whom are from one racial group.

Publications advertising sale or rental of housing directed toward persons in the greater Fort Worth area were reviewed including Apartment Finder, The Real Estate Book, and various local real estate sales publications. There were no major concerns revealed. Publications made blanket statements at the front of the publication stating that the magazines as well as their advertisers are subject to the Federal Fair Housing Act. Most advertisers advertise with the equal housing opportunity logo or slogan. Including the logo helps educate the home seeking public that the property is available to all persons. A failure to display the symbol or slogan may become evidence of discrimination if a complaint is filed. Additionally, most of the images included in the selected materials either represented racial, ethnic or gender diversity among the models selected.

Fair Housing Assistance Program (FHAP) Agencies

The U. S. Department of Housing and Urban Development (HUD) provides funding to state and local governmental agencies to enforce local fair housing laws that are substantially equivalent to the Fair Housing Act. Once a state, city or county enacts a substantially equivalent fair housing law, they can apply to become certified as a Fair Housing Assistance Program (FHAP) Agency and receive funds for investigating and conciliating fair housing complaints or a Fair Housing Initiatives Program (FHIP) Agency and receive funds for education, promoting fair housing, and investigating allegations. It should be noted that a county or city must be in a state with a fair housing law that has been determined by HUD to be substantially equivalent. Then, the local jurisdiction must also adopt a law that HUD concludes is substantially equivalent to participate in the FHAP Program. The local law must at minimum contain the seven protected classes - race, color, national origin, sex, religion, handicap, and familial status - and must have substantially equivalent fines for violations, remedies, investigative processes, and enforcement powers.

In addition, the process for investigating and conciliating complaints must mirror HUD's process outlined in federal regulations. HUD's process begins when an aggrieved person files a complaint within one year of the date of the alleged discriminatory housing or lending practice. The complaint must be submitted to HUD in writing. However, this process can be initiated by a phone call. HUD will complete a complaint form, also known as a 903, and mail it to the complainant to sign. The complaint must contain the name and address of the complainant and respondent, address and description of the housing involved, and a concise statement of the facts, including the date of the occurrence, and the complainant's affirmed signature. Upon filing, HUD is obligated to investigate, attempt conciliation, and resolve the case within one hundred days. Resolution can be a dismissal, withdrawal, settlement or conciliation, or a determination as to cause.

The FHAP certification process includes a two-year interim period when HUD closely monitors the intake and investigative process of the governmental entity applying for substantial equivalency certification. Also, the local law must provide enforcement for aggrieved citizens where cause is found. It can be through an administrative hearing process or filing a suit on behalf of the aggrieved complainant in court. The FHIP certification process is contingent on the type of funding for which the agency is applying. There are four programs to which an agency can apply: Fair Housing Organizations Initiative (FHOI), Private Enforcement Initiative (PEI), Education Outreach Initiative (EOI), and Administrative Enforcement Initiative (AEI). Currently, there is no funding under the AEI status.

Court Decisions

The impact of "Landmark Cases" and recent significant court cases were reviewed to examine how court litigation, consent decrees and settlements might be impacting interpretation of Fair Housing Law. The following summarizes key court decisions that provide precedence and interpretation of fair housing law.

Recent Cases

While landmark fair housing cases have declined, protected class discrimination remains a predominant court interpretation issue in 2022. Court decisions continue to set precedence interpreting the Act and needed to address" impediments" faced by protected class members include impacts of poverty and income, bias, and access to finance and lending, zoning and regulatory actions, sources of income, sexual orientation and gender identity, and arbitrary preferences based on character and appearance. While State and Local Fair Housing Legislation has expanded to include explicit protections for impediments and classes not named in the 1968 Act, the federal Act has not expanded the designated protected classes in 1968 or protections against regulatory decisions. A recent regional case, Butler v. Arkansas, settled in 2014 involved

an allegation that State and City regulations violated the Fair Housing Act and Americans with Disabilities Act. Butler filed a complaint with the Arkansas Fair Housing Commission, alleging violates of state and federal fair housing laws by requiring Butler to seek rezoning of property for his adult care home, which both the Planning Commission and City Council rejected as permitted by right in some residential districts.

Political discourse resulted in the 2019 Trump Administration suspension of the statutory requirement of "Affirmatively Furthering Fair Housing Choice" by government entities receiving federal funds and private entities involved in lending, housing, and commercial enterprise, only to be reinstated in 2020 by the Biden Administration. The Covid-19 pandemic has further escalated fair housing impacts intended to be addressed by the 1968 legislation.

There are, however, significant gains in court case interpretation of violations to the Federal Act with national implications. In the 2021 in U.S/City of New York -v- Swiss Village recognized denial by a landlord to a person on the bases that they did not speak English was no different than denial based on race, ethnicity, or national origin under the Act. In the 2022 court case U.S. -v- Bacehus, the landlord was determined guilty of violations of the Act based on Familia Status, and Disability when prospective tenant was denied joint leasing with his child and mother of the child based on his previous medial history of alcohol addiction. In 2021, in U.S. -v- Centanni an Elizabeth, New Jersey case, the courts found that a male landlord's sexual harassment of female tenants was not only a criminal and civil violation but violated Fair Housing Law as well.

Landmark National and Texas Cases

Texas Department of Housing and Community Affairs v. Inclusive Communities Project Inc. is the first case to affirm disparate impact must be considered in determining violations to the 1968 Federal Fair Housing Act. On June 25, 2015, the U.S. Supreme Court, in a 5-4 decision written by Justice Kennedy, upheld the disparate impact doctrine under the Fair Housing Act. This precedent-setting opinion affirmed both 40

years of legal jurisprudence and the decisions of 11 U.S. appellate courts in holding that disparate impact is cognizable under the Fair Housing Act.

The Court acknowledges the Fair Housing Act's continuing role in moving the Nation toward a more integrated society. The Court affirmed that disparate impact is an important protection for all of us. This also affirms that those protected under the 1968 Fair Housing Act, individuals and families, and their right to housing, cannot be restricted because they have children, women who experience domestic violence cannot suffer eviction just because they suffered abuse, or their previous address is a shelter. It also affirmed that communities of color can live with the security of knowing that predatory lending practices that dumped millions of subprime loans into their neighborhoods will not be allowed. Neighborhoods still trying to recover from the monetary crisis, or neighborhood decline caused by concentrated poverty, race and ethnicity can have hope because disparate impact is a crucial tool in addressing unfair practices that contribute to economic and wealth disparities. The courts affirmed that where we live impacts housing affordability and quality of life, but our zip code should not define us. The case centered ratings in low-income tax credit project selection criteria in Texas and unintended impacts on residents.

Walker v. HUD represents a landmark case, settled by consent decree, and establishing precedent as to HUD, PHA and City responsibilities and culpability for ensuring the elimination of segregation in public and assisted housing. The ***Walker*** Public Housing/Section 8 desegregation litigation began in 1985 when one plaintiff, Debra Walker, sued one Dallas, Texas area suburb, Mesquite. The lawsuit contended that Mesquite’s refusal to give its consent for DHA to administer Section 8 certificates within Mesquite violated the 14th Amendment and the other civil rights law prohibiting racial discrimination in housing. The early stage of ***Walker*** resulted in the entry of the 1987 consent decree involving DHA and HUD without any liability findings. The suit was subsequently amended to bring in DHA, HUD, and the City of Dallas and to provide for a class of Black or African American public housing and Section 8 participants who

contended that the Dallas Housing Authority segregated person in public housing by race leading to racial concentrations of African Americans in minority concentrated areas. The suburbs, except for Garland, gave their consent to the operation of DHA's Section 8 program within their jurisdiction and were dismissed from the case. The City of Dallas was subsequently found liable for its role in the segregation of DHA's programs in the Court's 1989 decision, **Walker III**, 734 F. Supp. 1289 (N.D. Tex. 1989).

HUD and DHA were subsequently found liable for knowingly and willingly perpetuating and maintaining racial segregation in DHA's low-income housing programs. HUD was found liable not just for its failure to affirmatively further fair housing under the Fair Housing Act but also for purposeful violations of the Fifth Amendment to the U.S. Constitution, Title VI of the 1964 Civil Rights Act, 42 U.S.C. §§ 1981, 1982, and 1983. The district court found that the defendants had the remedial obligation to not only cease any present discrimination but to also eliminate the lingering effects of past segregation to the extent practical.

Court orders entered in this case have provided the following desegregation resources:

(a) approximately 9,900 new assisted units have been made available to **Walker** class members.

(b) Approximately $22 million was made available for the creation of housing opportunities in White areas of the Dallas metroplex.

(c) $2 million dollars were provided for the operation of a fair housing organization that focused on the problems of low-income minority families.

(d) Hope VI funding for 950 units was provided by HUD in the West Dallas project.

(e) $94 million was provided by the City of Dallas for neighborhood equalization and economic development in the public housing project neighborhoods.

(f) $10 million was provided for mobility counseling to be used in connection with the Settlement Voucher program.

Like the Walker case, **Young v. HUD** represents a landmark case, settled by consent decree, and establishing precedent as to HUD, PHA and City responsibilities and culpability for ensuring the elimination of segregation in public and assisted housing. The **Young** case involved seventy plus housing authorities in 36 counties in East Texas, HUD, and the State of Texas. The litigation did not end until 2004. The remedy involved the equalization of conditions including the provision of air conditioning in the segregated black developments, desegregation of the tenant population in previously racial segregated black and white projects, use of the public housing and Section 8 programs and funding for a private fair housing organization to provide over 5,000 desegregated housing opportunities in predominantly white areas, equalization of neighborhood conditions around the predominantly black projects, injunctions against local cities blocking the development of public housing in white neighborhoods, sale of the Vidor public housing and the use of the proceeds for housing opportunities in white areas that were accessible by black public housing tenants, and $13 million in State funding for neighborhood equalization. Most of the relief was obtained only after the record of HUD's violations of previous remedial orders was compiled and presented to the Court.

Some of the orders, agreements, and reports from this case that are attached are:

A. The final judgment that was entered by the Court in 1995,

B. The order modifying final judgment entered in 2004. This order includes a HUD manual on creating desegregated housing opportunities as exhibit three to the order,

C. The agreement between the plaintiffs and the State of Texas for the last $4.4 million of the total $13 million that the State contributed to the neighborhood equalization activities required by the Final Judgment.

At the inception of the Fair Housing Act, insurance companies took the position that they were not covered by the Act. However, in 1992 a Wisconsin Appeals Court determined that the Act "applies to discriminatory denials of insurance and discriminatory pricing that effectively preclude ownership of housing because of the race of an applicant." The case was a class action lawsuit brought by eight African American property owners, the NAACP, and the American Civil Liberties Union against the American Family Insurance Company. The plaintiffs claimed they were either denied insurance, underinsured, or their claims were more closely scrutinized than Whites. American Family's contention was that the Act was never intended to prohibit insurance redlining. The appeals Court stated, "Lenders require their borrowers to secure property insurance. No insurance, no loan; no loan, no house; lack of insurance thus makes housing unavailable." A 1998 court verdict against Nationwide Insurance further reinforced previous court action with a $100 million judgment due to illegally discriminating against African American homeowners and African American neighborhoods.

Another case was settled for $250,000 in Maryland when Baltimore Neighbors, Inc., a non-profit organization, alleged that real estate agents were steering. Fine Homes' real estate agents were accused of steering prospective African American buyers away from White neighborhoods and Whites were almost never shown homes in predominantly African American zip codes.

In 2009, a landmark housing discrimination case was settled between the Connecticut Fair Housing Center and the New Horizons Village Apartments. In this case, the State of Connecticut Office of Protection and Advocacy for Person with Disabilities sued New Horizons Village, an apartment complex which provides independent housing for people with severe physical disabilities. Under the consent decree, New Horizons will no longer be allowed to require tenants to open their private medical records for review and require them to prove they can "live independently." CT Fair Housing Center stated, "The Fair Housing Act is clear that it is impermissible to limit the housing choices of people with disabilities based on stereotypes about their ability to care for themselves;

people with disabilities are entitled to the same freedom to choose how and where they want to live as people without disabilities."

In County of Edmonds v. Oxford House, the United States Supreme Court ruled that the Fair Housing Amendments Act of 1988 prevents communities from excluding group homes for disabled people from single-family residential zones. The Oxford House is a nonprofit umbrella organization with hundreds of privately operated group homes throughout the country that house recovering alcoholics and drug addicts. Recovering alcoholics and drug addicts, in the absence of current drug use or alcohol consumption, are included under the protected class of handicapped in the Fair Housing Act as amended in 1988. In Oxford House v. Township of Cherry Hill, 799 F. Supp. 450 (D. N.J. 1991), the federal court rejected a state court ruling that recovering alcoholic and drug addicted residents in a group home do not constitute a single-family under the Township's zoning ordinance. In Oxford House-Evergreen v. County of Plainfield, 769 F. Supp. 1329 (D. N.J. 1991) the court ruled that the county's conduct, first announcing that the Oxford House was a permitted use only to deny it as a permitted use after neighborhood opposition, was intentionally discriminatory.

"Unjustified institutionalization of persons with mental disabilities…qualifies as discrimination."- was stated as the majority opinion of the U.S. Supreme Court. In a landmark decision by a 6-3 vote, the U.S. Supreme Court ruled in June 1999, that a state may not discriminate against psychiatric patients by keeping them in hospitals instead of community homes. The court said that the Americans with Disabilities Act (ADA) may require that states provide treatment in community-based programs rather than in a segregated setting. This case, known as the Olmstead case, ruled that community placement is necessary when deemed appropriate by state professionals, agreed to by the individual with the disability, and resources available are sufficient. The courts agreed with "the most integrated setting" provision of the ADA.

In a historic federal settlement order to resolve a lawsuit brought by the **Anti-Discrimination Center (ADC) against Westchester County, NY**. Westchester County conducted its own Analysis of Impediment to Fair Housing and did not examine race and its effects on housing choice. Only income was studied from a demographic perspective. Westchester did not believe that racial segregation and discrimination were the most challenging impediments in the County. ADC filed a lawsuit against Westchester stating that the entitlement is not taking appropriate steps to identify and overcome impediments of fair housing. The Court stated that grant recipients must consider impediments erected by race discrimination, and if such impediments exist, it must take appropriate action to overcome the effects of the impediments. The settlement order issued in August 2009 found that Westchester had "utterly failed" to meet its affirmatively furthering fair housing obligations throughout a six-year period. All entitlements receiving federal funds must certify that they have and will "affirmatively further fair housing." Because of the connection to federal funds, a false certification can be seen as fraudulent intent. Westchester was ordered to submit an implementation plan of how it planned to achieve the order's desegregation goals. One major outcome from the landmark agreement is the construction of 750 units of affordable housing in neighborhoods with small minority populations.

In 2003, a settlement was ordered by the District Court in New Jersey, involving the owner of the internet website, www.sublet.com, who was found guilty of publishing discriminatory rental advertisements which is prohibited by the Fair Housing Act. It was the first of its kind to be brought by the Justice Department. It was thought to be imperative that the federal laws that prohibit discriminatory advertising should be enforced with the same vigor about internet advertising as it would for print and broadcast media. The court ordered the site to establish a $10,000 victim fund to compensate individuals injured by the discrimination. They were also ordered to pay a civil penalty of $5,000, adopt a non-discrimination policy to be published on the website, and require all employees to undergo training on the new practices. Under the Fair Housing Act, apartment complexes and condominiums with four or more units and no

elevator, built for first occupancy after March 13, 1991, must include accessible common and public use areas in all ground-floor units. An apartment complex near Rochester, New York was ordered to pay $300,000 to persons with disabilities for not making its housing facility fully accessible, with $75,000 set aside for the plaintiffs. They were required to publish a public notice of the settlement fund for victims and pay a $3,000 civil penalty.

In 2005, the Connecticut Commission on Human Rights and Opportunities (CHRO) issued a charge of discrimination based on disability when an apartment manager refused to rent to a person with a disability on the first floor of the complex due to the absence of access ramp. The apartment manager was unwilling to make a modification to add a ramp. The court recognized that the renter has a disability, and the defendant knew the fact and refused to provide accommodations. The court concluded that the renter was entitled to compensatory and emotional distress damages of $10,000 and imposed a civil penalty of $1,000.

In 2007, the 9th Circuit Court of Appeals gave a decision in support of Fair Housing Council of San Fernando Valley that Roommates.com has violated the fair housing laws by matching roommates by gender, sexual orientation, and parenthood. By asking prospective roommates to put in their status on these criteria and allowing prospective roommates to judge them on that basis is a violation of Fair Housing Act.

In 2005, the **National Association for the Advancement of Colored People** (NAACP), The **National Association of Home Builders (**NAHB), and the **Home Builders Association (**HBA) of Greater Austin, filed a federal lawsuit against the County of Kyle, Texas. The plaintiffs contended that ordinances passed by the Kyle County Council, imposing requirements such as all-masonry construction, expanded home size, and expanded garage size, drive up the cost of starter homes by over $38,000 per new unit. The allegation is that this increase has a disproportionate impact on minorities and this effect violates the Fair Housing Act. The County of Kyle filed a motion to dismiss,

asserting that both NAACP and NAHB lack standing. The federal district court recognized the plaintiff's standing in 2006. Thereafter, the cities of Manor, Round Rock, Pflugerville, and Jonestown, all moved to join the litigation on the grounds that they each have ordinances like the one being challenged in Kyle and that any positive decision in this case would allow NAHB and NAACP to sue them later. In May the court decided that the cities could participate as friends of the court but may not join in the litigation otherwise. This case was not resolved until 2011.

Homelessness and the Fair Housing Act

Homelessness is defined as lacking a fixed, regular, and adequate night-time residence; or where the primary night-time residence is:

- A supervised publicly or privately operated shelter designed to provide temporary living accommodations.
- An institution that provides temporary residence for individuals intended to be institutionalized; or,
- A public or private place not designed for, or ordinarily used as, regular sleeping accommodation for human beings.

The Fair Housing Act's definition of "dwelling" does not include overnight or temporary residence, so mistreatment of the homeless is not covered by Fair Housing Law. The ability of persons to find affordable housing is a protected right of Fair Housing; therefore, the inability of people to find affordable housing which may lead to homelessness, which conflict with the Fair Housing Law.

Unfair Lending Practices

Unfair lending practices are more difficult to detect and to prove. However, there are laws, other than the fair housing law, to assist communities in aggressively scrutinizing fair lending activity. One such law is the Home Mortgage Disclosure Act (HMDA), which

requires banks to publish a record of their lending activities annually. Frequently, fair housing enforcement agencies and nonprofits use this data to help substantiate a discrimination claim or to determine a bank's racial diversification in lending. Another law frequently utilized by community organizations is the Community Reinvestment Act (CRA). When a bank wants to merge with or buy another bank or establish a new branch, the community has an opportunity to comment. Usually, the CRA commitments made by the bank are analyzed, utilizing other data such as HMDA, to determine adherence. The community can challenge the action if the bank has a poor record. Sometimes agreements can be reached with the bank promising a certain level of commitment to the community. Additionally, the Equal Credit Opportunity Act (ECOA) prohibits discrimination in lending generally and can be quite significant when it comes to securing information about unfair lending practices and imposing remedies, which may include up to one percent of the gross assets of the lending institution.

The U.S. Supreme Court ruled in June 2009 that states may investigate national banks to determine if they have discriminated against minorities seeking home loans. Furthermore, states may charge accused violators if found guilty. The new legislation stemmed from a discrimination investigation of national banks by the New York attorney general. The federal Office of the Comptroller of the Currency (OCC) sought legal action through the courts to stop the attorney general’s investigation because legal principals suggested that only federal regulators can require national banks to conform to regulations and practices that discourages unfair lending. The Supreme Court overturned this ruling giving state government power to enforce consumer-protection and lending policies.

7.2. Enforcement

It has long been settled that fair housing testing is legal and that non-profit enforcement agencies have standing to sue so long as certain criteria are met. These decisions make it feasible for non-profits to engage in fair housing enforcement activities.

The Department of Housing and Urban Development (HUD) enforce provisions under a local, state, and federal fair housing laws which prohibit discrimination in the buying, selling, rental or enjoyment of housing because of race, color, national origin, religion, sex, disability, or familial status.

The Regional HUD Office in Fort Worth conducts investigations of fair housing complaints that are reported directly to their office. Texas is part of HUD's Region IV that includes Arkansas, Louisiana, Oklahoma, New Mexico, and Texas. When the HUD Regional Office investigates complaints of discrimination, an investigator spends time in the city, on-site, interviewing the complainant, respondents, and witnesses, reviewing records and documentation, while observing the environment. A detailed discussion of the complaints filled with HUD follows in Section 7.5.

When a complaint is filed with jurisdictions, HUD is notified of the complaint. HUD will notify the violator of the complaint and permit all parties involved an opportunity to submit an answer. HUD will conduct investigations of the complaint to determine whether there is reasonable cause to believe the Federal Fair Housing Act has been violated. The complainant is then notified. A detailed discussion of the complaints filed with HUD follows in Section 7.5. A case is typically heard in an Administrative Hearing unless one party wants the case to be heard in the Federal District Court.

Education and Outreach

The City of Fort Worth makes referrals to HUD for enforcement. HUD is responsible for fair housing enforcement of provisions under the Federal Fair Housing Act in Fort Worth. The City of Fort Worth provide outreach and education to the public, landlords, and tenants, housing, and financial providers, as well as citizens, concerning fair housing. It is important that potential victims and violators of housing and/or lending discrimination law be aware of fair housing issues, know what may constitute a violation, and what they can do in the event they believe they have been discriminated against.

Likewise, it is important for lenders, housing providers, and their agents to know their responsibilities and when they may be violating fair housing law.

Often, people may be unaware of their fair housing rights. Present day housing discrimination tends to be subtle. Instead of saying that no children are allowed, they may impose unreasonable occupancy standards that have the effect of excluding families with children. Rather than saying, “We do not rent to Hispanics,” they may say, “Sorry we do not have any vacancies right now, try again,” when, in fact, they do have one or more vacancies. Printed advertisements do not have to state, “no families with children or minorities allowed” to be discriminatory. A series of ads run over an extended period that always or consistently excludes children or minorities may very well be discriminatory. In addition, a person who believes he/she may have been discriminated against will do nothing if he/she does not realize that a simple telephone call can initiate intervention and a resolution on his/her behalf, without the expenditure of funds or excessive time. Thus, knowledge of available resources and assistance is a critical component.

7.3. Production and Availability of Affordable Units

An assessment of characteristics affecting housing production, availability, and affordability in Fort Worth was conducted, including the adequacy and effectiveness of housing and housing related programs designed, implemented, and operated by the City of Fort Worth Neighborhood Services Department and Fort Worth Housing Solutions. The assessment included assessment of FWHS’s Section 8 Voucher Programs and public - assisted housing formula entitlement funding from HUD. The assessment evaluated the programs’ ability to reach their target markets and how effective they are in identifying and serving those who have the greatest need. We also assessed the extent to which the programs administered by FWHS and Neighborhood Services are currently utilized to address impediments identified in their previous AI. Our analysis is also based on FWHS Administrative Plan, Annual Contributions Contract (ACC), Section

8 Management and the City Consolidated Plan, Annual Action Plan, Consolidated Annual Performance Evaluation Report, and other documentation provided by the city.

7.4. Regulatory and Public Policy Review

The City of Fort Worth has enacted substantially equivalent fair housing law. Having a fair ordinance, especially one that is substantially equivalent to the federal Fair Housing Act, exemplifies a jurisdiction's local commitment to enforcing fair housing regulations and it provides public awareness of individuals' rights under the Fair Housing Act. A substantially equivalent law also qualifies the local jurisdiction to apply for federal funding for enforcement. The City of Fort Worth's zoning ordinance, development code and public policies were examined to reveal any current ordinances or policies that impede fair housing choice. Fort Worth's land development codes and zoning regulations address a range of housing types and the provision for making allowances through the code to allow the construction of a variety of types of housing including single family and multifamily housing. The regulations provide for the consideration of variances to development barriers that affect the feasibility of producing housing within the jurisdictions.

7.5. Fair Housing Complaints

Fair housing complaint information was received and reviewed from the Fort Worth, Texas FHEO Division of the Regional Office of the U.S. Department of HUD. HUD identified two hundred fifty-three complaints filed between January 28, 2019, and August 17, 2023, according to the seven bases, including National Origin, Religion, Familial Status, Handicap, Sex, Disability, and Race-Color in Fort Worth. The analysis reflects complaints of discrimination, limited knowledge of the federal fair housing acts, and limited public understanding of the reporting process for complaints or how and where to file a complaint. Substantiation of impacts based on complaints filed and investigated by the HUD FHEO Regional Office in Fort Worth, Texas is presented. Several cases were filed on multiple bases, making the number of individual complaints based on one or more the seven bases three hundred and thirty-one complaints as shown in table 7.5.1.

Table 7.5.1 Number of Complaints by Protected Class by Year (2019 - 2023)

Protected Class	Race/ Color	National Origin	Familial Status	Disability	Sex	Religion	Retaliation	Totals
2019	**30**	**9**	**3**	**38**	**9**	**0**	**14**	**103**
2020	**18**	**2**	**1**	**28**	**8**	**0**	**2**	**59**
2021	**21**	**4**	**4**	**18**	**5**	**1**	**8**	**61**
2022	**21**	**3**	**1**	**25**	**8**	**0**	**5**	**63**
2023	**14**	**5**	**0**	**19**	**2**	**1**	**4**	**45**
Totals	**104**	**23**	**9**	**128**	**32**	**2**	**33**	**331**

Source: HUD Fort Worth Regional Office FHEO

Table 7.5.2 Number of Complaints by Closures Type by Year (2019- 2023)

Type of Closure	**2019**	**2020**	**2021**	**2022**	**2023**	**Total**
Case Conciliated	**13**	**19**	**19**	**10**	**6**	**67**
No Probable Cause	**18**	**19**	**16**	**28**		**81**
Withdrawn	**8**	**6**	**9**	**8**	**9**	**40**
Lack of Jurisdiction						
Complainant failed to cooperate						
Unable to Locate the complainant						
FHAP judicial dismissal	**1**					**1**
FHAP judicial consent order						
Pending						
Totals	**40**	**44**	**44**	**46**	**15**	**189**

Source: Source: HUD Fort Worth Regional Office FHEO

Summary of Cases Files

Table 7.5.1 reveals 253 cases were filed with the Fort Worth Regional, HUD FHEO Office between January 28, 2019, through August 17, 2023. The 253 cases included multiple bases of National Origin, Religion, Familial Status, Handicap, Sex, Disability, and Race-Color in many of the cases. A total of 189 of the 253 cases reported closures as: sixty-seven "Conciliated", eighty-one "No Probable Cause", forty "Withdrawn", and one "Judicial Dismissal". While the number of cases filed per year does not provide conclusive evidence alone as to the status or knowledge of fair housing in a community, it does support the need for additional outreach and education on fair housing law and support and representation for persons filing a complaint. There were thirty-three cases filed citing a basis of "retaliation". While retaliation is not a recognized basis under the Act, it could be an indication that greater education and outreach may be needed in industries such as rental property owners and management, as well as the public.

Other Impacts on Fair Housing and Enforcement

Eviction data over the period of 2019 – 2023 shows that the number of eviction filings have been rising in Fort Worth over multiple years since 2017. It is also noteworthy that in 2020 during the Covid 19 crisis, an eviction moratorium prevented evictions much of that year in many instances with only 7,350 evictions reported in 2020. This compared to 12,883 eviction filings in 2017 and 15,475 in 2022. While there is not direct correlation between evictions to fair housing cases filed or resolutions, there is likely impact over the 5-year period due to Covid restrictions on evictions and fair housing complaints and cases filed, resolution of cases, and people reporting fair housing complaints.

7.6. Conclusions and Implications for Fair Housing Barriers and Impediments

Fort Worth Housing Solutions AI related conclusions: An assessment of characteristics affecting housing production, availability, and affordability was conducted, including the adequacy and effectiveness of housing designed, implemented, and operated by the Fort Worth Housing Solutions. The assessment evaluated Public Housing and Section 8 Housing Voucher programs' ability to reach their target markets and how effective programs are in identifying and serving those who have the greatest need.

The AI assessed the extent to which the FWHS is currently utilizing programs and funding to address impediments identified in this FY 2023 - 2028 AI. The analysis also included review of FWHS programs, operating procedures, waiting list, tenant composition, and any regional impacts to fair housing. A formal review of these areas and recommendations, if any, are presented in this report. Analysis including review of the following:

- Housing Authority Programs, Policies, and Procedures Analysis
- Public Housing other programs, and Application, Admission and Continued Occupancy Policies
- Public Housing Waiting List Policies and Procedures
- Public Housing Tenant Composition and Waiting List Requirements
- Regional Impediments Impacting Fort Worth Housing Solutions.

Housing Authority programs policies and procedures were reviewed and deemed consistent and in compliance with HUD requirements. There were no impediments identified in the review of FWHS programs, policies, and procedures. However, the cost of new housing and replacement housing, including higher rental rates, fair market rents that are less than market rates, cost of land, existing development value verses property values, and development cost for replacement sites and housing are major impediments to developing more efficient affordable housing and de-concentration of

race/ethnicity and poverty and lower income persons. Current market values for existing developments versus the land and development cost to build comparable new or renovated replacement units is often not feasible. The cost to modernize and update FWHS existing units is also difficult due to limited federal funding to subsidize cost for renovation being like the cost for building new replacement units on other sites.

City of Fort Worth AI related conclusions: The City of Fort Worth provides referral of fair housing complaints to HUD for investigation and enforcement and is responsible for conducting public education, training and outreach of fair housing rights and remedies in Fort Worth. The City has enacted fair housing law that is substantially equivalent to the Federal Fair Housing Act. The lack of a federal substantially equivalent fair housing ordinance limits enforcement actions by the local jurisdiction and federal government. Impediments are also impacted by limited funding for fair housing education. The community engagement process reveals limited knowledge of the city and federal fair housing acts, the public's understanding of the reporting process for complaints, or how and where to file a complaint. Substantiation of complaints and investigated by the HUD FHEO Regional Office in Fort Worth, Texas is often difficult.

Real estate related publications advertising the sale or rental of housing and advertising home improvements and remodeling, directed toward persons in the greater Fort Worth area were reviewed. Publications made blanket statements at the front of the publication stating that the magazines as well as their advertisers are subject to the Federal Fair Housing Act. Advertiser included FEHO statements and/or logos. Including these logos can be a means of educating the home seeking public that the property is available to all persons. Analysis of the City of Fort Worth's Consolidated Plan, Annual Action Plan, Consolidated Annual Performance Evaluation Report, and other documentation submitted by the City to HUD were also included. The City of Fort Worth should continue to address impediments relative to fair housing education and outreach. City zoning ordinance and public policies were examined to reveal any current ordinances or policies that impede fair housing. No concerns were noted as a result.

SECTION VIII.

IMPEDIMENTS AND REMEDIAL ACTION RECOMMENDATIONS

Impediments and Remedial Actions

Impediments and Remedial Actions to fair housing choice are detailed in Section VIII of the Assessment of Fair Housing. The impediments identified draw on information collected and analyzed in other sections and provide a context for remedial actions intended to address those impediments. Impediments are related to five major factors: Real Estate Impediments; Public Policy Impediments; Neighborhood Conditions as Impediments; Banking, Finance, and Insurance Related Impediments; and Socioeconomic Impediments. For each impediment identified, issues and impacts are detailed in the report. Section Six includes remedial actions when appropriate, to address each impediment. Remedial actions may be conceptual frameworks for addressing the impediments. Conceptual actions and goals may require further research, analysis, and program design by the city prior to implementation.

Goals and Remedial Activities designed to address impediments.

The focus of the recommended remedial actions and goals are to create public - private partnerships, identify new federal, state, and local resources and leverage private funding to enhance the City of Fort Worth's ability to increase the supply of affordable housing. Additional focus is on policies and programs that assist in meeting the needs of low- and moderate-income households and protected class members under the Fair Housing Act. Remedial actions are intended to reverse disparate impacts of market conditions and mortgage lending trends that adversely and disproportionately impact minorities and members of the protected classes under the federal Fair Housing Act. These include sub-prime lending, credit, collateral deficiencies impacting loan origination rates, poverty, unemployment, and income. Goals developed with input from the public, and remedial actions are in Section VI.

The following component of Section VIII describes the identified impediments, analysis of data relative to identified impediments, remedial actions needed, and goals for

addressing identified impediments to fair housing. The following impediments and impacts relative to fair housing are high priorities.

Impediments

- Decreasing Concentrated Poverty, Income, Race, Ethnicity, Public and Assisted Housing (R-ECAP) Areas – High Priority
- Limited Development Subsidies and increasing Cost of Development – High Priority
- Limited Housing Resources to assist lower income, elderly, and disabled homeowners maintain homes and enhance neighborhood stability – High Priority
- Expand the supply of Affordable Housing, Housing Choices, and Access to Financing – High Priority
- Limited Special Needs housing and services – High Priority
- Increase Homeownership among protected Class Members, Increase Rehabilitation of existing housing, and sustainability – High Priority
- Increase Outreach to Developers, Real Estate Professionals, Landlords, and Citizens on Fair Housing and Development Opportunities – High Priority
- Improve Transportation and Mobility for LMI Populations, Seniors, and Disabled Persons – High Priority
- Housing Affordability, Insufficient Income, Cost Burden – High Priority

Impediment No. 1: De-concentration of Poverty, Race/Ethnicity, Public and Assisted Housing (R-ECAP) - Neighborhood Conditions Impediment

High Priority **–** The U. S. Department of HUD has defined "Areas of Poverty, Racial and Ethnic Concentration and Segregation" as areas or census tracts within the city comprised of 50% or greater minority population, and three (3) times or more the poverty level of the Metropolitan Statistical Area (MSA). A lack of basic amenities, neighborhood improvements, poorly maintained privately owned and rental housing, concentrated public, and assisted housing, have reduced the quality of life expected and desired for areas within the MSA. It is important to note that concentrated assisted housing units are not simply related to the number of housing units in a census tract and their proximity to other assisted units. Adverse area conditions limit housing choices and limitations in geographical affordability contribute to concentration of racial/ethnic populations, poverty, LMI population. These concentrations result in disinvestment, decline in neighborhood conditions, a disproportion of government subsidized affordable housing compared to privately owned affordable housing and market rate housing in census tracts. Map 2.8 on page 24 of Section II: Community Profile depicts the census tracts with high concentrations of poverty and minorities meeting the RCAP/ECAP criteria for Fort Worth. The MSA poverty rate was 22.4 percent. Three times the poverty rate is 67 percent, thus making any census track with a poverty rate over 40 percent the threshold for the RCAP/ECAP criteria for Fort Worth. Map 2.8 identifies census tract 30.01, 30.02 and 28 as meeting the RCAP/ECAP criteria in Fort Worth.

Most impactful for R-ECAP areas involves decline over the past decades due to limited reinvestment. These areas have limited housing choice in rental and ownership housing. In most R-ECAP areas, there are limited resources to assist LMI renters and to assist LMI, elderly, and disabled homeowners maintain their homes and stability in neighborhoods. In R-ECAP areas, the housing stock can be in fair to good condition,

but currently in the early stage of decline. In addition to the early decline in R-ECAP areas, other neighborhoods are in transition, showing advanced characteristic of declining conditions and likely to continue to decline if reinvestment, routine, and preventive maintenance does not occur in a timely manner.

Housing stock 30 years and older have a longer period for the effects of deferred and limited routine maintenance and disinvestment to negatively impact housing condition. In Fort Worth, over 71.1 percent of all housing units were built prior to 1990. These units may contain lead-based paint or need repairs and maintenance. While age does not always indicate diminished housing condition, correlations exist. Higher income areas with older but higher priced housing tend to have less correlation between age of housing and condition of housing than lower income areas. Neighborhood covenants and homeowner association regulations, which are associated with higher cost housing, also contribute to stability. The reverse occurs in housing, neighborhoods, and commercial corridors conditions that demonstrate the impact of disinvestment more than others. This supports the correlation between disinvestment, concentrated poverty, race, ethnicity, and assisted housing and areas of decline.

The goal of de-concentration is to achieve minority concentrations and poverty level less than defined as R-ECAP and to transform areas of concentration into “opportunity areas.” Opportunity areas offer access to quality goods and services, exemplary schools, health care, range of housing, transportation to employment and service centers, adequate public infrastructure, utilities, and recreation.

Alternative Solutions and Best Practices

Inclusionary / Incentivized zoning regulation and General Obligation Bonds for infrastructure. (example) Charleston, South Carolina MU - 2 District and GO Bond Finance.

Magnolia Point North Charleston

Mixton Townhomes North Charleston

Remedial Actions:

The City of Fort Worth should consider **Inclusionary Zoning – Incentivized Zoning** as a source of funding for affordable housing and to reduce concentrations in R-ECAP impacted areas. Inclusionary Zoning (IZ) refers to a set of strategies that aim to create balanced housing development and mixed-income communities by incentivizing portion of new housing development to be affordable. This strategy may be appropriate to encourage a mix of incomes in the City of Fort Worth where development may create neighborhoods of homogenous home prices and residents of similar incomes. Mixed-income communities broaden access to services and jobs, as well as provide openings through which lower-wage earning families can buy homes in appreciating housing markets and accumulate wealth. Inclusionary Zoning policies can be voluntary or mandatory.

Low Income Tax Credit Policies and Regulations (LIHTC) – Currently there are concentrations of federally assisted housing and LIHTC developments in areas/census tracts where minority populations, poverty, lower incomes, and poor housing conditions exist as defined by HUD's definition of concentrated Racial and Ethnic,

Poverty and Low Income as R-ECAP. The fair market rents approved for the Section 8 Housing Choice Voucher Program, while in theory intended to support housing choice, are resulting in voucher holders being concentration in these same areas. The areas surrounding the federally assisted housing developments are concentrated areas based on race-ethnicity and lower income persons and exhibit advanced signs of disinvestment and poor housing and living conditions. The need for de-concentration makes revitalization essential to reversing these conditions a high priority. Recommendations include the City of Fort Worth taking the following actions to address Impediment 1:

- Lobby the Texas Legislature to amend LIHTC Funding Criteria to include a Location Criteria Policy that incentivizes developers' applications that do not choose poverty and racial/ethnic concentrated census tracts to help reduce concentrated poverty, race, and ethnicity.

Impediment No. 2: Limited development subsidies, increasing cost of development, expanded housing types and locations - Neighborhood Condition, Banking and Finance, and Public Policy Impediment

High Priority – Resources to support housing development in RCAP areas. The city must identify additional resources such as Choice Neighborhoods funding to reduce cost of development and address impediment which constrain new housing production and housing choice. In the central city, land available for affordable housing is further complicated by the number of vacant privately owned and tax foreclosure or adjudicated properties that cannot be utilized for development due to various legal constraints and tax encumbrances. As a result, residential production on infill lots is challenging and costly.

Construction is not cost effective in some instances when developing and renovating affordable housing. Cost including materials and labor, have increased due to market demand and natural disasters. Renovation constraints for existing multifamily

development include the cost benefit of renovation as opposed to replacement cost. The Consolidated Plan, Needs Assessment and Market Analysis provide data supporting the existence of impediments and identified resources in the 1-year Annual Plan (AP) and 5-year Plan (SP) intended to address impacts relative to Impediment 2.

Impediments

- Expanded resources for housing development are needed.
- Expanded resources for housing assistance – rental and ownership are needed.
- Nonprofit housing developer assistance and incentives are needed.
- Recapture of vacant lots and obsolete building is needed.
- Infrastructure improvements to support housing development are needed.
- Developer incentives are needed to build the type of housing desired.

Alternative Solutions and Best Practices

New Market Tax Credits to generate subsidies for housing
Houston, TX BBVA Compass Stadium

Affordable Housing Development and 62+ and Seniors
(example) Charleston, SC

Seven Farms Development – Charleston South Carolina

Impediment No. 3: Housing cost and insufficient income, and cost burden - Neighborhood Condition, Banking and Finance, and Public Policy Impediment

High Priority - Households having inadequate income to acquire housing available in the market may be the most critical impediment faced by households in Fort Worth. Cost burden is a major concern as the 2016 - 2020 ACS estimates revealed a significant percentage of the population at all income levels are paying more than 30 percent of their income for rent and home ownership. HUD defines affordability and housing cost burden as housing cost not exceeding 30 percent of household monthly income. The analysis details the following impediments and impacts relative to Impediment 3.

Impediments

- Limited resources for housing assistance – rental and ownership
- Limited assistance and incentives for nonprofit housing developer
- Expanded funding for infrastructure improvements to support housing development and rehabilitation
- Need for expanded self-help, community and faith based and institution initiatives
- Housing assistance for cost burden persons for all populations, and disparate impact on protected class members
- Continue to expand job opportunities and industries paying living wages

Alternative Solutions and Best Practices

- Increased self-help initiatives - fix-up," "paint-up," or "clean-up" campaigns, corporate and volunteer repair projects, youth build, compliance store (example) Smart Repair Program and Cowtown Brush-up, Fort Worth, TX

- High school and community college financial literacy courses
  (example) Prince Williams County, Virginia

- Lease purchase subdivisions – Lease purchase housing finance

Shreveport, LA Shepard Place and Stoner Hill

Remedial Actions:

Financial Literacy - The first considerations when attempting to increase homeownership rates should include improving the financial literacy and home buying preparedness of potential buyers. Banks and credit agencies collaborate with buyers to educate them on home ownership responsibilities. Homebuyer education classes are a pre-requisite for homebuyer assistance programs providing down payment assistance. The 18 to 35-year-old demographic are most impacted by financial literacy. An early start in managing personal finances can prepare individuals for those major purchases. The City should consider collaborations with local school districts to increase courses that provide financial literacy education for high school juniors and seniors. This includes joint ventures with local lending institutions and real estate professionals to assist in curriculum development and to provide instructors for the classes. The city may consider participation with school districts to identify funding for pilot programs.

Opportunity Zones - The Federal Opportunity Zone Program is a community and economic development tool that aims to drive long-term private investment into low-income communities throughout the country. Legislation enacted by Congress in the Tax Cuts and Jobs Act of 2017 defines the program. It encourages investors with recently realized capital gains to invest in local businesses, real estate, or development projects in exchange for a reduction in their tax obligations. The legislation authorizes Opportunity Zones to be designated by the governor of each state. The program incentivizes investors to make equity investments in Opportunity Zone-based businesses and development projects by providing:

- A temporary tax deferral for any realized, but not recognized, capital gains reinvested through the program
- The potential for a 10% to 15% reduction in the amount of tax otherwise payable on the Original Gain
- If the investment in the Opportunity Zone is effective for ten years or more, a permanent exclusion of any capital gains derived from the eventual sale or exchange of the Opportunity Zone investment

The Fort Worth Opportunity Zones provide a source of equity for housing and economic development initiatives like tax credit equity generated by LIHTC. This is important because Fort Worth's older residential and commercial, and a shift toward diversification of mixed income and mixed housing types, requires unrestricted equity that does not require the concentration of person of low-moderated income in current R-ECAP Areas. It is essential that Fort Worth continue to develop alternative approaches for utilizing the Opportunity Zone designation to generate reinvestment dollars for neighborhoods suffering decline and areas such as downtown that appear most marketable to younger demographics and those seeking more affordable housing. **Fort Worth currently has six or more active Opportunity Zones, several of which are considered best practices nationally.**

Impediment No. 4: Limited Housing Resources to assist lower income, elderly, and disabled homeowners maintain homes and enhance neighborhood stability - Neighborhood Condition, Socio-Economic Conditions, Public Policy Impediments.

High Priority – In general, limitations relative to fair housing choice affect housing decisions among low-income persons and special needs populations. Lower income, poverty, and limited resources to make housing affordable for LMI, minority, and senior populations are impacting fair housing choice. Overall, the income distribution data show a higher proportion of low-income households within the African American and Hispanic communities. The analysis details the following impediments and impacts relative to Impediment 4.

Impediments

- Senior housing needs
- Younger demographics housing needs
- Affordable housing needs
- Employer and faith-based housing development assistance
- Green building and energy efficiency
- Special needs housing, homelessness, homeless prevention, and transitional housing

Alternative Solutions and Best Practices

- Fort Worth Stop Six Choice Neighborhoods
- Cottage – Cluster Housing for Seniors

Tigard, OR Cottage Housing Zoning District / Old West Austin Cottage Housing

- Grand Parent Housing Kansas City, MO Pemberton Park
- Employer Assisted Housing, Columbus, GA Aflac EAH

Tiny Homes Subdivisions (example) Austin, TX Village Farms

1 bedroom 400 sq. ft.
$85,000

Cluster Housing – Dallas Housing Authority Dallas, Texas

Remedial Actions:

Modular Housing as an alternative lower cost housing product – Cities now face a crisis of affordability in the housing industry with difficulty delivering high-performance and durable buildings at an affordable cost. Modular housing is fast becoming a cost-effective alternative to traditional on-site construction. The building components transported from the factory are assembled on the lot. These industrialized buildings offer two primary advantages: predictability and time required for construction. Unlike mobile homes, modular housing building must meet local and national building codes. In Shreveport, Louisiana non-profit development organizations have utilized modular housing as a means of lowering the purchase price of new housing, while replicating the architectural style of the existing neighborhood and meeting local building code requirements as well. These units feature siding as opposed to traditional brick construction and offer the residents porches like those on units in the neighborhood. These type units provide alternatives for affordable housing in areas throughout Fort Worth. Modular housing is regulated by Fort Worth's building codes if the construction meets building codes. Unlike mobile homes, modular housing is the same as traditional single-family housing situated on a permanent foundation. The walls and other components are constructed in factories off site and then transported to the site for assembly. Local building officials are responsible for building permits and evaluating construction to ensure compliance with local codes.

Employer Assisted Housing - The City should continue to collaborate with local employers to market Employer Assisted Housing (EAH) as a means of creating homeownership opportunities for the workforce. It is vital that major employers and financial institutions promote wage levels adequate for people to become homeownership, without down-payment and other assistance. City governments and school districts should also consider initiating programs to assist qualified employees with becoming homeowners. The city should continue to coordinate with major

employers and lenders to design and aid firms in the implementation of Employer-Assisted Housing (EAH) programs, encouraging employers to support employees in their efforts to purchase housing in the Plan area.

Employer-Assisted housing programs benefit employers, employees, and the community. Employers benefit through greater employee retention. Employees receive aid to move into homeownership. Communities benefit through investment in the neighborhoods where the employers and employees are located. The most common benefits provided by employers are grants, forgivable loans, deferred or repayable loans, matched savings, interest-rate buy downs, shared appreciation, and home-buyer education provided by an employer-funded counseling agency. Successful EAH programs use a combination of benefits listed above. Fannie Mae has developed a program which not only initiated their own EAH program, but also helps employers implement EAH programs. Fannie Mae's EAH program has made it possible for 2,200 of its employees to become homeowners. Seventy-six (76%) percent of all Fannie Mae employees own their own homes, compared to the national average of sixty-eight (68%) percent.

Cottage Housing - An option for addressing the needs of elderly homeowners may include finding them more appropriate housing rental or owner housing. Elderly homeowners are over-housed once their children have left home. While this is not always a problem, if a homeowner can no longer care for their larger home, something smaller and more easily cared for may be more appropriate. The major concern people in these circumstances face is separation from their familiar surroundings and social networks. Small neighborhood cottage housing developments built in existing neighborhoods can address these concerns. Instead of providing expensive repairs to a "over-sized" housing unit occupied by only one or two persons, buyers can sell and purchase smaller home allowing them to transition to a smaller unit, relieving them of the burden of the larger home. The program would help them rehabilitate their home and sale it to a larger family

through a new homebuyer program. Cottage housing, or cluster housing is an alternative to continuing ownership of a larger unit that over-houses them or has become too costly to maintain. It is a viable alternative to a grant-funded major rehabilitation when an elderly applicant is living in unsafe conditions and the rehabilitation costs exceed the projected value of the completed structure. There may also be applicants who, because of limited funding, will have to wait years for assistance because their application is on a long rehabilitation program waiting list.

5. Impediment: Expand Supply of Affordable Housing, Housing Choice, and Access to Financing - Neighborhood Condition, Banking, Finance, Regulatory – High Priority

High Priority - The housing market analysis revealed significant affordability gaps in both ownership and rental units. The housing supply and demand analysis for owner units in the city shows significant gaps in the supply within the price range of all household income categories except for moderate-income households. Affordability within the extremely low and very-low household income categories are limited as ownership opportunities within these lower income levels is cost prohibitive. The Home Mortgage Disclosure Act shows large gap in the purchaser's ability to qualify for existing supply ofowner units, especially minority loan approval rates compared to Whites in LMI and Median income ranges applying for purchase of homes in the $75,000 to $150,000 and below range. The analysis details the following impediments and impacts relative to Impediment 5.

Impediments

- Lower number of loan applications and low origination rates for minority applicants.
- After rehabilitation infill appraisal does not support mortgage loan.
- Predatory lending practices.

Predatory lending practices are aggressively absorbing the market formerly controlled by FDIC insured banks and other reputable financial institutions. Persons facing economic hardships are being preyed upon due to their inability to qualify for traditional lending and banking services. Consumers face underwriting criteria used by lenders that fail to adjust ratios or provide funding with more favorable terms.

Alternative Solutions and Best Practices

- Lease Purchase Subdivisions – Lease Purchase Housing Finance (example) Shreveport, LA Shepard Place and Stoner Hill

Modular Housing Infill (example) Shreveport Queensborough Neighborhood

6. Special Needs Housing and Services

Socio-Economic, Banking, Finance, Regulatory, Policy – High Priority

High Priority - According to the 2016 - 2020 ACS, the population of seniors over sixty-five has significantly increased.

The analysis details the following impediments and impacts relative to Impediment 6.

Impediments

- "Visitable" housing standards
- Transportation and mobility
- Accessibility for persons with disabilities

Alternative Solutions and Best Practices

- Visitable Housing (example) Atlanta, GA Habitat for Humanities
- Transportation Assistance Program (example) Desoto, TX

7. Increase homeownership, increase rehabilitation
Neighborhood Condition, Banking, Finance, Regulatory – High Priority

High Priority – Lack of housing affordability and households having inadequate income to acquire housing currently available in the market, may be the most critical impediment. The correlation between median home values and household income underscores this issue.

Impediments

- Restoring basic attributes to LMI Areas
- Improving housing and neighborhood conditions
- Lack of vacant lot Infill Housing
- Housing demand, cost, affordability, and access to financing
- Lower number of loan applications for minorities and low origination rates

The analysis details the following impediments and impacts relative to Impediment 7.

Alternative Solutions and Best Practices

- Modular Housing

  Queensborough Infill Housing, Shreveport, LA
- Lease Purchase Subdivisions – Lease Purchase Housing Finance

  Shreveport, LA Shepard Place and Stoner Hill

8. Improved Transportation and Mobility for LMI and Senior Populations, Entrepreneurial Opportunities, and Commercial Corridor Revitalization Neighborhood Condition, Socio-Economic – High Priority

High Priority – Efforts to address housing, transportation and access to essential services must be a coordinated effort. City planning includes future growth for commercial, and industrial uses, employment, and amenity development. Land use planning and transportation does not always include meeting the needs of existing and future residential.

Impediments

- Limited Demand Responsive Transportation
- Transportation Affordability for seniors and LMI populations

The analysis details the following impediments and impacts relative to Impediment 8.

Alternative Solutions and Best Practices

- Transportation Assistance Program - Desoto, TX
- Access Paratransit – Fort Worth, TX

Impediment No. 9: Housing affordability, meeting projected affordable housing demands, and cost burden - Neighborhood Condition, Banking and Finance, and Public Policy Impediment

Highest Priority – Housing Affordability in our most challenging impediment. A booming economy has resulted in tremendous population and employment growth in Fort Worth and throughout north Texas. This growth has created strong pressures on the local housing market in recent years, increasing home prices and apartment rents to the point that middle- and lower-income households often have difficulty finding quality affordable housing that meets their needs. This is particularly true for families or individuals with limited income potential, including

the elderly, persons with disabilities, and lower-skilled members of the workforce.

Though several federally supported and locally administered housing programs exist to provide assistance to these populations, resources are limited for addressing Fort Worth's growing housing affordability challenge. Fort Worth Housing Solutions, local non-profits, private sector affordable housing developers, and the City's Neighborhood Services Department work together to develop effective partnerships and leverage additional resources, while addressing the City Council's highest priority housing goals.

The City's affordable housing policies and programs are primarily directed toward expanding affordable housing opportunities while serving residents with the greatest need, including the homeless, very low-income homeowners living on fixed incomes, and lower income renters. However, housing costs and affordability are increasing faster than incomes in Fort Worth, as is the case elsewhere in the country. The average annual income for Fort Worth households is $90,141 and the median household income is $67,927. Housing affordability is defined as a household that pays 30 percent or less of its gross income toward its mortgage or rent.

WHO NEEDS AFFORDABLE HOUSING?

Occupation	Average Annual Salary
Nursing Assistants	$29,610
Bank Tellers	$32,400
Construction Laborers	$34,390
Emergency Medical Technicians & Paramedics	$36,580
Electricians	$50,390
Postal Service Clerks	$52,410
Clergy	$53,590
Kindergarten Teachers (Except Special Education)	$55,290
Chefs and Head Cooks	$57,150
Firefighters	$60,560

These sample occupations earn less than 80 percent of the Fort Worth-Arlington Median Family Income for a family of four, making them susceptible to housing affordability issues.

The national definition of "cost burdened" is based on the payment of no more than 30% of household income calculation, for a household renter or owner. Therefore, households earning $30,000 annually should be paying no more than $750 per month for housing expenses. Households earning $60,000 should be paying no more than $1,500 per month. Households paying more than 50% of annual household income for housing are considered "severely cost burdened". The goal of housing assistance programs funded under the Consolidated Plan is to address those who are cost burdened and severely cost burdened.

Insufficient availability of affordable housing options forces individuals and families to spend a significant portion of their income on housing costs, leaving little financial cushion for other necessities, and increasing the risk of eviction and homelessness. When households are burdened by high housing costs, meaning they spend a large percentage of their income on housing expenses, it leaves little room for financial stability. Any unexpected expenses or income disruptions can quickly lead to housing instability and potential homelessness. A lack of safe, decent, and affordable housing is also widely considered to be the greatest predictor of homelessness.

Living in housing with structural deficiencies, safety hazards, or poor maintenance can contribute to housing instability. Unaddressed maintenance issues or unsafe living conditions may result in evictions or the inability to maintain stable housing. The lack of access to supportive services, such as mental health resources, substance abuse treatment, or case management, can exacerbate housing instability. Even with increased housing development and expanded affordability, the ability to respond to the Balanced Housing model of projected needs of housing by income category will be challenging, without the necessary resources to address underlying issues of individuals and families relative to supply and affordability. The estimated 35 million HUD Choice Neighborhood Grant and leveraged funding and investment in the Stop Six area is both a best practice for Fort Worth and across the country.

Alternative Solutions and Best Practices

- Innovative Housing – Mixed Use Development (example) Fort Worth, Texas

Fort Worth Stop Six Choice Neighborhood Development

The Housing Strategy was developed through a robust, six-year planning and community engagement process, which followed the CNI model, and builds off existing investments in the community, including recent single-family residential development, transportation investments on East Rosedale Street, the establishment of a Neighborhood Empowerment Zone (NEZ), the creation of the EnVision Center, and investments in neighborhood schools and parks.

Included in the plan is new housing development that replaces the former Cavile Place, public housing complex in Stop Six which was demonstrably distressed and obsolete. It was approved by HUD for demolition in April 2019.

AFFORDABLE HOUSING TERMS

AFFORDABLE HOUSING	Generally, owner home or apartment occupied by a household that pays 30 percent or less of its gross income toward its mortgage or rent. The term is widely used to refer to housing that is subsidized or rent-regulated occupied by a low-income household.
ATTAINABLE HOUSING	Non-subsidized, for-sale housing affordable to households with incomes between 80 and 120 percent of Area Median Income (AMI).
HOUSING AFFORDABILITY	Households housing expenses equal to a sustainable share of its income, generally no more than 30 percent of gross income on housing costs, without regard to the household's income or whether the household lives in subsidized, rent-regulated, or market-rate housing.
WORKFORCE HOUSING	Housing that is "affordable" to households earning between 60 and 120 percent of AMI, and historically associated with housing in close proximity to a specific industry.

Affordability measures the extent to which enough rental housing units of different costs can provide each renter household with a unit it can afford (based on the 30-percent-of-income standard). Affordability, which is the broadest measure of the relative supply of the housing stock, addresses whether sufficient housing units would exist if allocated solely based on cost. The affordable stock includes both vacant and occupied units.

Many affordable rental units that were once priced for lower income households have been upgraded with newer amenities and priced higher to attract higher income households. The result is more households seeking housing public assistance and many households living in overcrowded

APPENDIX

2022 ANNUAL REPORT

PRESERVE & PROGRESS

FORT WORTH
HOUSING SOLUTIONS
Housing with a Mission

2022
FWHS.ORG

CONTENTS

3 From Our Leadership
4 Who We Serve
6 FSS & Home Ownership
10 Real Estate Portfolio
12 Portfolio Growth / Property Map
14 Stop Six Choice Neighborhood Initiative
16 SSCNI Updates
20 Financial Highlights
22 Staff Highlights / HR Initiatives
24 Partners

OUR VISION

Fort Worth Housing Solutions envisions communities with quality, affordable housing that provides the foundation to improve lives.

OUR MISSION

To develop housing solutions where people flourish

2022 GOALS ACHIEVED

- Create a diverse, economically sustainable real estate portfolio
- Provide a foundation for improving lives
- Develop a continuously improving, efficient operation
- Develop a sustainable business model

Mary-Margaret Lemons
President

Terri Attaway
Chairperson,
Board of Commissioners

Board of Commissioners

Brittany Hall
Michael Ramirez
Richard Stinson
Dr. Carlos Walker

2022
FROM OUR LEADERSHIP

As I reflect on 2022, I'm proud of the progress Fort Worth Housing Solutions has continued to make in providing affordable housing to our community. We've seen projects that have been years in the making, like Cowan Place in our Stop Six Choice Neighborhood, take shape and bring excitement to a deserving neighborhood.

In total five developments were under construction in 2022 – Chisholm Homes, Cowan Place Senior Living, The Huntley, Hughes House I and Skyline Prairie Homes – and together they will add nearly 1,100 units to our portfolio. The new developments offer affordable housing in areas that are highly sought after and present opportunities for our residents. We are excited to see these developments welcome families in the coming months.

We've also made strides in our operations by relocating our headquarters to 1407 Texas Street. For the first time in decades, we are all under one roof which allows collaboration like never before. The building is equipped with the technology we need to serve our clients more efficiently, while offering a great working environment for our dedicated staff. We also have great meeting space to host community partners and events to celebrate our residents.

Our residents are making progress with the help of programs like family self-sufficiency and homeownership. Through those programs residents have the opportunity to continue their education, earn career certifications, improve their finances, find better jobs and purchase their first home. The FSS/Homeownership programs celebrated 27 graduates and paid out $204,761 in escrow funds in 2022.

Along with progress, we are focusing on preservation of some of our most treasured assets. This year we worked with stakeholders and the community to preserve parts of Butler Place, ensuring that some of the original structures will remain so future generations can learn about the site's rich history. Although there are no official plans for development at Butler Place, we are working with the City of Fort Worth to reconnect the site to downtown and position the land to be a transformative part of our community.

As an agency, we rely on partnerships to further our mission and we realize we could not be nearly as successful without each and every person and organization that helps us along the way. We appreciate you and thank you for being affordable housing champions.

Mary-Margaret Lemons
President, Fort Worth Housing Solutions

Terri Attaway
Chairperson, FWHS Board of Commissioners

WHO WE SERVED IN 2022

33,000 people housed every day across programs [number of vouchers + FWHS rental units multiplied by an average of 2.5 residents per household]

6,400 households provided rental assistance through the Housing Choice Voucher Program and other special programs funded by the U.S Department of Housing and Urban Development

6,797 rental units in the FWHS portfolio, 89% offered at affordable rates to residents earning 80% or less of the Area Median Income

THE NEED

$92,300
AREA MEDIAN INCOME
for the Fort Worth-Arlington Metropolitan Area, 2022

$50,760
ANNUAL INCOME
needed to afford fair market rent for a 2-bedroom unit

$1,269
FAIR MARKET RENT
for a 2-bedroom unit

$24.40
HOURLY WAGE
needed to afford fair market, 2-bedroom unit

48,000 HOUSING GAP
The number of affordable, available rental housing units needed to serve low- and extremely-low income families in Tarrant County

Source: 2022 Out of Reach report, National Low-Income Housing Coalition

WHO QUALIFIED FOR HOUSING ASSISTANCE IN 2022?

HOUSEHOLD SIZE	EXTREMELY LOW INCOME (30% AMI)	VERY LOW INCOME (50% AMI)	LOW INCOME (80% AMI)
1	19,000	31,650	50,650
2	21,700	36,200	57,850
3	24,400	40,700	65,100
4	27,750	45,200	72,300

HOUSING CHOICE VOUCHER PROGRAM

This program allows very low-income (30% AMI) families to lease or purchase safe, decent and affordable rental housing wherever a private landlord accepts a voucher.

5,857
Housing Choice Vouchers to help very-low and low-income households cover rent
(as of Dec. 31, 2022, leased 4,852)

$15,495
average income among HCV participants

HCV DEMOGRAPHICS

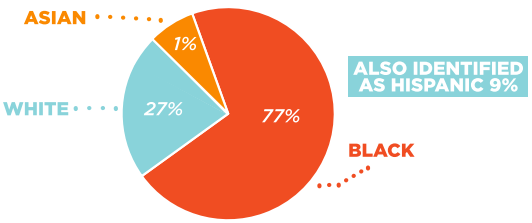

DISABLED
9% UNDER AGE OF 61 | *23% OVER AGE OF 61*

AGE
19% 18-35 | *53% 36-61* | *28% OVER AGE OF 61*

Source: FWHS Assisted Housing Program Monthly Report, month ending Dec. 31, 2022

2022 FSS Stats

FSS GRADUATE VICTORIA KAVUANDA

LEVEL UP MICROENTERPRISE PROGRAM PARTICIPANTS SHUNTOYIA SHAW, NI'SHARA LUCKEY AND JEANELLE CROCKETT

The Family Self-Sufficiency Program provides Fort Worth Housing Solutions residents a pathway toward full-time employment, higher incomes and less dependency on financial assistance. Participants set a five-year career and financial plan. Case managers support residents by connecting them with services and resources they need to succeed.

27 GRADUATES

$204,761
ESCROW DISBURSED

$15,000
GRANT AWARDED FROM CHARLES SCHWAB

$7,583
AVG ESCROW CHECK

$500
SPONSORSHIP AWARD FROM AMERIGROUP FOR SCHOOL SUPPLIES

2022 Homeownership Stats

FSS/ HOMEOWNERSHIP GRADUATE BRITNEY ROBERTS

The Homeownership Program allows individuals and families who have qualified for a Housing Choice Voucher to use rental assistance vouchers to buy a home and help cover monthly homeownership expenses.

The program is an important tool toward moving households toward financial self-sufficiency. One of the most common ways that people inherit and pass on generational wealth is through real estate. The purchase of a home is often the first opportunity people have to own real estate.

8 HCV HOMEOWNERSHIP CLOSINGS

241 HCV HOMEOWNERSHIP CLOSINGS SINCE INCEPTION OF THE PROGRAM IN 2004

240 HCV CLIENTS IN THE PIPELINE WORKING TOWARDS HOMEOWNERSHIP

$248,842 AVG SALES PRICE OF HOMES PURCHASED

REAL ESTATE PORTFOLIO

43
MIXED-INCOME PROPERTIES

8,675
UNITS

85%
AFFORDABLE FOR INCOME-ELIGIBLE RESIDENTS

5 MIXED-INCOME COMMUNITIES WITH 1,100 UNITS IN THE DEVELOPMENT PIPELINE OR UNDER CONSTRUCTION

- CHISHOLM HOMES
- COWAN PLACE SENIOR LIVING
- THE HUNTLEY
- HUGHES HOUSE I
- SKYLINE PRAIRIE HOMES



THE HUNTLEY

PORTFOLIO GROWTH

The portfolio had more than doubled in size since 2012, when FWHS owned **19 properties** and **4,149 units.**

MULTIFAMILY PROPERTIES

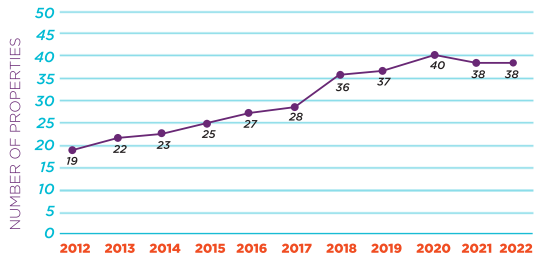

MIXED-INCOME UNITS

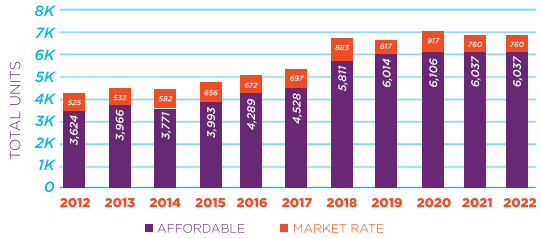

EXISTING PROPERTIES

1. Alton Park
2. Aventine Apartments
3. Avondale Apartments
4. Bottle House on Main
5. Cambridge Court Apartments
6. Campus Apartments
7. Candletree Apartments
8. Carlyle Crossing Apartments
9. Casa de Esperanza
10. Fair Oaks Apartments
11. Fair Park Apartments
12. The Henderson
13. Hillside Apartments
14. The Holston
15. HomeTowne at Matador Ranch
16. Hunter Plaza Apartments
17. Knights of Pythias
18. Overton Park Townhomes
19. The Palladium
20. Patriot Pointe
21. Pavilion at Samuels
22. Post Oak East Apartments
23. Prince Hall Gardens
24. Reserve at McAlister
25. Sabine Place Apartments
26. Sedona Village Senior Living
27. Siddons Place
28. Silversage Point at Western Center
29. The Springs Apartments
30. Stallion Pointe
31. Stallion Ridge
32. Standard at Boswell
33. Standard River District
34. Villas by the Park Apartments
35. Villas of Eastwood Terrace
36. Villas on the Hill Apartments
37. Wind River Apartments
38. Woodmont Apartments

IN DEVELOPMENT 2022

39. Chisholm Homes
40. Cowan Place Senior Living
41. The Huntley
42. Hughes House I
43. Skyline Prairie Homes

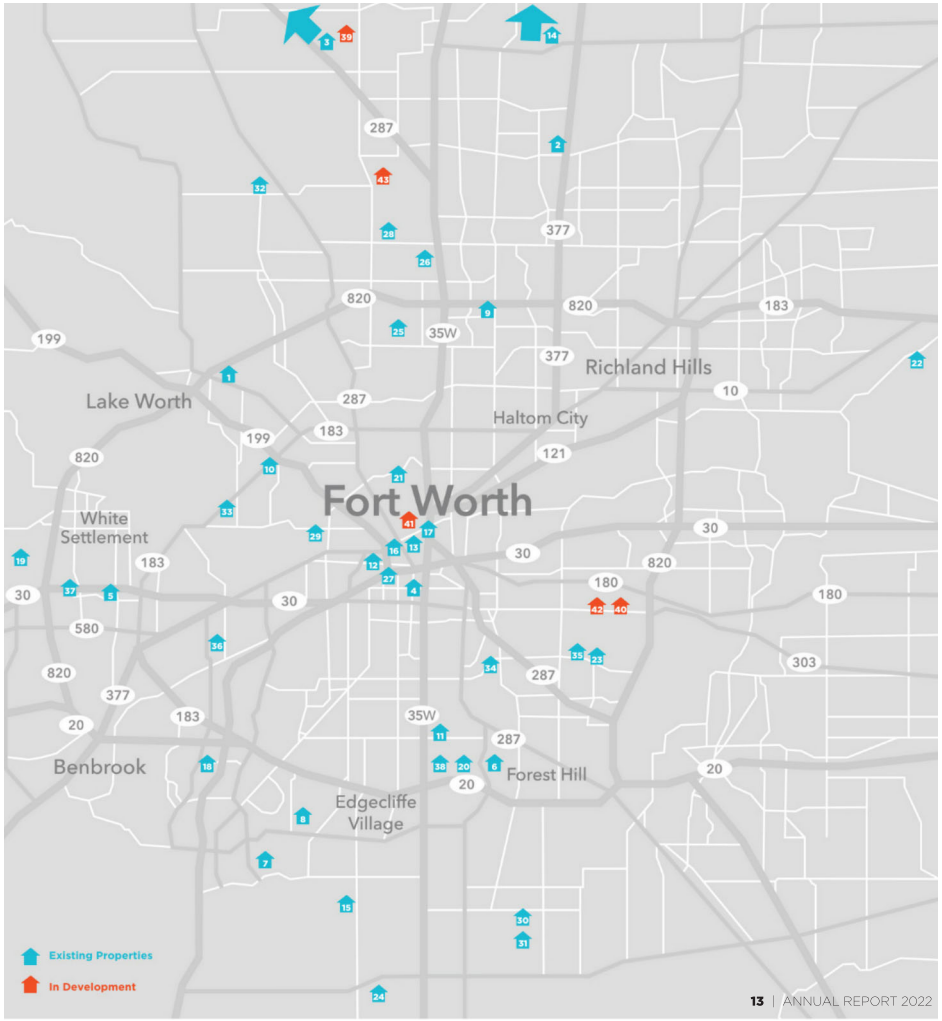

Stop Six Choice Neighborhood

HUGHES HOUSE

HISTORIC STOP SIX

- Founded in 1896 by Amanda Davis, who purchased 1-acre tract for $45
- Initially known as Cowanville for Sarah and Alonzo Cowan, who bought a 3-acre homestead in 1902 for $200
- Named "Stop Six" for its place on the interurban streetcar line from downtown Fort Worth to Dallas, 1902-1934
- Thriving African-American residential neighborhood through the first half of the 20th century
- Suffered in recent decades from blight, disinvestment and stigma

ABOUT THE INITIATIVE

- Landmark revitalization effort in historic Southeast Fort Worth neighborhood, focused on People, Housing and Neighborhood
- Transformation Plan developed by residents, community stakeholders and service providers to be rolled out in phases
- Seeded by $35 million HUD Choice Neighborhood Implementation Grant awarded in 2020
- Expected to leverage $345 million in community investment
- 28,000-square-foot community hub

COWAN PLACE SENIOR LIVING *Phase I*

5400 E. Rosedale St. at Stalcup Road

Project highlights:

- 174-unit, mixed-income community
- 48 units reserved for former Cavile Place residents
- 9 Permanent Supportive Housing units for chronically homeless residents
- Designed with residents 62+ in mind, with common areas for recreation and supportive services

COWAN PLACE (RENDERING)

COWAN PLACE (CONSTRUCTION)

COWAN PLACE (CONSTRUCTION)

HUGHES HOUSE *Phase II*
4830 & 4908 E. Rosedale St.

Project highlights:

- 162-unit, mixed-income, mixed-use community
- Named for legendary Dunbar High School's Robert Hughes Sr., the all-time winningest high school boys basketball coach
- Approx. 8,800 sq. ft. commercial space
- Competitive 9% tax credit aides financing, guarantees affordable rents

BABERS MANOR *Phase III*
Ramey Avenue between S. Hughes Ave and S. Edgewood Terrace

Project highlights:

- Named for distinguished and faithful community leader, Mr. Clarence Donald Babers
- 80-unit, mixed-income, family community
- Combination of townhome and flat units

Stop Six Choice Neighborhood Initiative Progress

Stop Six CNI Pillars

- Increased the percentage of school age youth (K-12th grade) who are enrolled and participating in a youth enrichment program or extended learning program by 13%
- Increased the percentage of adults who completed a visit to their primary care provider in the past year by 12%
- Deepened collaborations with several partners to ensure former Cavile Place families have access to opportunities and resources

NEIGHBORHOOD

- Board approved MOU between CVS and FWHS for Workforce Innovative Training Center
- City bond approved for new community HUB

PEOPLE

- Increased the percentage of adults 18-64 with wage income by 9%
- Increased the percentage of children from birth to kindergarten entry who are participating in center-based or formal home-based early learning settings or programs by 11%

HOUSING

- Continue to meet and exceed our M/WBE goals (Goal 25%, Current 29.77%)
- Cowan Senior Living approximately 66% completed
- First CanStruction community project completed with Kuniklo Construction
- AIA Award for Cowan Senior Living, June 2022
- Officially named 3rd housing phase, "Babers Manor" in honor of Mr. Clarence Donald Babers, a distinguished and faithful community leader Babers, a distinguished and faithful community leader

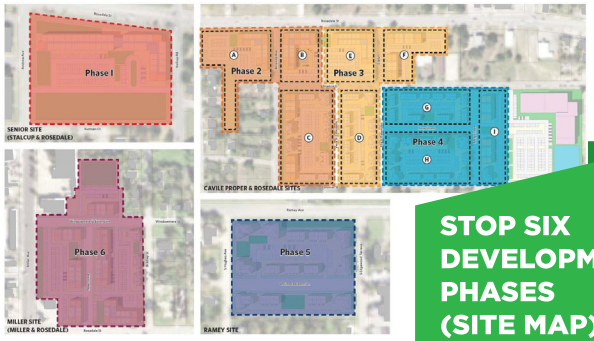

STOP SIX DEVELOPMENT PHASES (SITE MAP)

Stop Six Highlights

WORKFORCE DEVELOPMENT

- Four former Cavile residents are on track to complete the Level Up Career Development Program offered through the Center for Transforming Lives
- Workforce Coordinator was a co-facilitator at the Martin Luther King Community Center Juneteenth Youth Career Development Camp
- Workforce Coordinator facilitated a Career Development Workshop at Stallion Pointe Apartments
- Hosted seven hiring events for employers, including Fed Ex Ground, Amazon, PDQ Staffing and Medical Providers
- Two former Cavile residents completed medical training certifications through the Integrated Education Training Program at Tarrant County College
- Hosted Property Management & Maintenance Career Information Sessions

GRANTS & COMMUNITY ENGAGEMENT

- Successfully submitted and awarded $250,000 grant from Rainwater Charitable Foundation, to support the Improving Lives Initiative
- Renewed Morris Foundation grant for $625,000 for PSH units in SSCNI housing developments

- Continued support with Annual Coat Christmas party
- Hosted U.S. Secretary of Housing and Urban Development, Marcia Fudge at Cowan Senior Living

CAVILE GRADUATION CELEBRATION

CAVILE GRADUATION CELEBRATION

Financial Highlights

OVERALL
During 2022, the Fort Worth-based accounting firm CLA (CliftonLarsonAllen) expressed an unmodified opinion, or clean audit, of FWHS. This is the highest level of assurance that FWHS financial statements are presented in accordance with Generally Accepted Accounting Practices.

The Finance & Administration department oversees and handles all financial aspects of the agency's including fulfilling financial obligations, maintaining the general ledger, payroll, investments, debt management and financial reporting.

A high standard of excellence drives the FWHS Finance Department to provide outstanding levels of support, service and products, and is committed to conforming to the highest level of ethical standards.

REVENUE
In FY 2022, FWHS continued to operate in a fiscally prudent and sustainable manner, strengthening and diversifying revenue streams to minimize the agency's reliance on federal grants. About 59% of the agency's revenue came from rents, developer and other fees and other sources, while 41% came from federal grants.

EXPENSES
Actual expenditures for FY 2022 were $151 million, 45% of which directly benefited the local economy in the form of Housing Assistance Payments and Emergency Rental Assistance related to federal COVID-19 relief. The agency's positive revenue position ensures that FWHS can operate, manage its programs and provide services in a feasible manner.

DISCLAIMER
The summarized financial information is intended for general readership and understandability and is prepared for those without financial and or accounting background. As such, it does not intend to conform to Generally Accepted Accounting Principles or associated reporting standards set forth by applicable governing bodies.

For comprehensive information, please refer to the Annual Comprehensive Financial Report available at fwhs.org under the "Publications" tab.

BUDGET BY FUNDING SOURCE

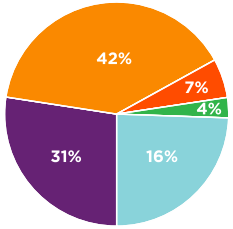

HUD GRANTS $72,224,108
OTHER GRANTS $11,356,477
RENTS $52,852,813
OTHER REVENUE $27,419,517
DEVELOPER & OTHER FEES $6,826,725

EXPENSES BY USE

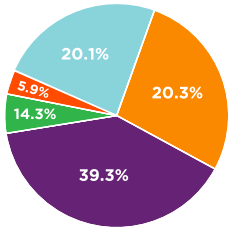

ADMINISTRATIVE $30,615,984
GENERAL $30,859,210
HOUSING ASSISTANCE $59,655,156
EMERGENCY RENT ASSISTANCE $8,984,662
PROPERTY & MAINTENANCE $21,739,974

BY THE NUMBERS

$170.6M TOTAL ANNUAL OPERATING BUDGET

$72.2M FROM FEDERAL GRANTS

$52.8M IN RENTAL REVENUE

$45.6M FROM OTHER REVENUE SOURCES

$163.3M TOTAL EXPENSES

$60M BACK TO THE COMMUNITY VIA HAP PAYMENTS

$9M IN EMERGENCY RENTAL ASSISTANCE PROVIDED

2022 STAFF HIGHLIGHTS

In 2022, Human Resources rolled out exciting events and programs focused on employee engagement and well-being. FWHS was recognized as a "Best Place for Working Parents," earning the distinction in recognition of the family-friendly policies and practices offered to support employees, specifically working parents. FWHS staff once again participated in Opal's Walk for Freedom 2022 to celebrate Juneteenth. We highlighted important moments in our agency's history in conjunction with national Black History Month by sharing stories about James Anderson Cavile, Amanda Davis and Stop Six, the Rock Island-Hillside neighborhood, and our Board Chairperson Terri Attaway. The Staff Retreat in October was a daylong off-site gathering of team building, inspiration and fun. The staff also participated in other cultural celebrations, community engagement events and health initiatives throughout the year.

2022 EVENTS & PROGRAMS:

- Cinco de Mayo Celebration with Employees
- Opal Walk for Freedom
- Black History Month
- National Night Out
- Office Move to new Texas Street headquarters
- Pink Out for Breast Cancer
- Halloween Costume Contest
- Implemented new HR/Payroll System
- Friendsgiving Food Truck
- Year End Celebration

THE BEST PLACE FOR WORKING PARENTS®

TEXAS STREET ADMINISTRATION



CASA DE ESPARANZA HOLIDAY PARTY

STAFF RETREAT

OPAL WALK FOR FREEDOM

NATIONAL NIGHT OUT

BLOCK JOB FAIR

STAFF PINK OUT

FORT WORTH HOUSING SOLUTIONS
Housing with a Mission

FORT WORTH HOUSING SOLUTIONS
1407 Texas Street
Fort Worth, Texas 76102
FWHS.ORG

THANK YOU
THE POWER OF OUR PARTNERSHIPS

AB Christian Learning Center
Alpha Kappa Alpha
Amerigroup
Amon G. Carter Foundation
Apartment Association of Tarrant County
Barbara Holston Education Fund
Blue Zones Project | Texas Health Resources
Boys & Girls Clubs of Greater Tarrant County
Brighter Outlook Inc.
Center for Transforming Lives
Charles Schwab
City of Fort Worth
Fort Worth Department of Diversity and Inclusion
Fort Worth Public Library
Fort Worth Independent School District
Cook Children's Health Care System
Downtown Fort Worth Inc.
DRC
Goodwill Industries
JPS Health Network
The Ladder Alliance
Meals on Wheels of Tarrant County
McCormack Baron Salazar
Morris Foundation
Pathfinders
The Parenting Center
Presbyterian Night Shelter
Rainwater Charitable Foundation
Sid W. Richardson Foundation
The Salvation Army
Tarrant County College District
Tarrant County Homeless Coalition
Tarrant Food Bank
Texas Dept. of Housing and Community Affairs
Urban Strategies Inc. (USI)
Union Gospel Mission
United Way of Tarrant County
University of North Texas
U.S. Dept of Housing and Urban Development
Volunteers of America
Wells Fargo Housing Foundation
The Women's Center
Workforce Solutions for Tarrant County
The YMCA of Metropolitan Fort Worth
YouthBuild Fort Worth