

ANIMAL CARE & CONTROL

20  21

SEPTEMBER REPORT



CODE REPORT



Important information regarding COVID-19:

In 2020, the Fort Worth City Council set forth an emergency declaration to implement “Stay Home, Work Safe” restrictions to help combat the spread and impact of COVID-19 on the City of Fort Worth. **Due to these restrictions, some data reported in the September Code Report may have been affected.**

For the latest information about COVID-19 and the City of Fort Worth, visit the city’s website at FortWorthTexas.gov/COVID-19/.

Join the City of Fort Worth on Facebook to hear updates on COVID-19 operations. Updates can be viewed on Facebook at:

- Fort Worth City Hall (City of Fort Worth) @CityOfFortWorth

STOP THE SPREAD!
COVID-19
1ST, 2ND, AND NOW 3RD BOOSTER ARE AVAILABLE

FORT WORTH.

CODE REPORT

The monthly Code Report is an initiative of the City of Fort Worth’s Code Compliance Department aimed at keeping residents of Fort Worth abreast of the department’s services to the community and the results of such efforts.

The Code Compliance Department has five main public service areas:

- » **Animal Care & Control**
- » **Code Enforcement**
- » **Consumer Health**
- » **Environmental Quality**
- » **Solid Waste Services**

Please notice that unless noted the Code Report reports on the fiscal year instead of the calendar year. The City of Fort Worth’s fiscal year runs from Oct. 1 through Sept. 30.

The full Code Compliance Department Report, with all divisions data, can be viewed online at www.FortWorthTexas.gov/codecompliance.


Animal Care & Control

Animal Care & Control helps keep Fort Worth citizens safe by providing pet-care education and services. These programs work to reduce the number of unwanted stray animals in the city, minimize the threat of diseases such as rabies, and prevent injuries caused by animals. With the grand opening of the North Animal Campus, there are four adoption centers available.

MAIN SHELTER <i>All services available including adoptions, reclaims and rescues.</i>	4900 Martin St. Fort Worth, TX 76119 817-392-1234	Hours Monday–Sunday: Noon–6 p.m.
NORTH ANIMAL CAMPUS <i>All services available including adoptions, reclaims and rescues.</i>	351 Hillshire Dr. Fort Worth, TX 76052 817-392-1234	Hours Monday–Sunday: Noon–6 p.m.
HULEN PETSMART CHARITIES ADOPTION CENTER <i>Adoptions only.</i>	4800 SW Loop 820 Fort Worth, TX 76109 817-731-4353 ext. 5	PetSmart Charities Hours Monday–Friday: 11 a.m.–8:30 p.m. Saturday: 9 a.m.–8:30 p.m. Sunday: 9 a.m.–6:30 p.m.
ALLIANCE PETSMART CHARITIES ADOPTION CENTER <i>Adoptions only.</i>	2901 Texas Sage Trail Fort Worth, TX 76177 817-392-7117 or 817-741-7923	

ANIMAL CARE & CONTROL

Animal Care & Control provides animal shelter operations, animal adoption centers, spay/neuter and low-cost vaccination clinics, animal ordinance enforcement and public education. These programs work to reduce the number of stray animals in the city, minimize the threat of diseases, such as rabies, and prevent injuries caused by animals. It's the shelter's goal to find loving homes for all the animals that end up in its care.



September 2021 Statistics

This chart reflects the monthly movement of animals in and out of the shelter. Most significant is the shelter's live release rate, which indicates how many pets successfully left the shelter either through adoption, rescue or return to owner. The daily challenge of managing a municipal shelter is daunting because Fort Worth Animal Care & Control is mandated to accept any animal that comes from within city limits.

September Live Release Rate: 96.12%	Dogs	Cats	Total
BEGINNING SHELTER COUNT 9/1/2021	733	383	1,116
INTAKE			
From the public	1150	403	1,553
Incoming transfers from Organizations within Community/Coalition	0	0	0
Incoming transfers from Organizations outside Community/Coalition	0	0	0
From Owners/Guardians Requesting Euthanasia	9	3	12
Total intake (B + C + D + E)	1159	406	1,565
Owner/Guardian Requested Euthanasia (Unhealthy & Untreatable Only)	6	2	8
ADJUSTED TOTAL INTAKE (F – G)	1153	404	1,557
ADOPTIONS			
	589	324	913
OUTGOING TRANSFERS to Organizations within Community/Coalition			
	137	24	161
OUTGOING TRANSFERS to Organizations outside Community/Coalition			
	52	2	54
RETURN TO OWNER/GUARDIAN			
	244	14	258
DOGS & CATS EUTHANIZED			
Healthy (Includes Owner/Guardian Requested Euthanasia)	0	0	0
Treatable – Rehabilitatable (Includes Owner/Guardian Requested Euthanasia)	0	0	0
Treatable – Manageable (Includes Owner/Guardian Requested Euthanasia)	0	0	0
Unhealthy & Untreatable (Includes Owner/Guardian Requested Euthanasia)	32	31	63
Total Euthanasia (M + N + O + P)	32	31	63
Owner/Guardian Requested Euthanasia (Unhealthy & Untreatable Only)	6	1	7
ADJUSTED TOTAL EUTHANASIA (Q – R)	26	30	56
SUBTOTAL OUTCOMES (I + J + K + L + S)			
	1048	394	1,442
Excludes Owner/Guardian Requested Euthanasia (Unhealthy & Untreatable Only)			
DIED OR LOST IN SHELTER CARE			
	11	23	34
TOTAL OUTCOMES (T + U)			
	1059	417	1,476
Excludes Owner/Guardian Requested Euthanasia (Unhealthy & Untreatable Only)			
ENDING SHELTER COUNT 9/30/2021 11:59:59 PM	827	371	1,198

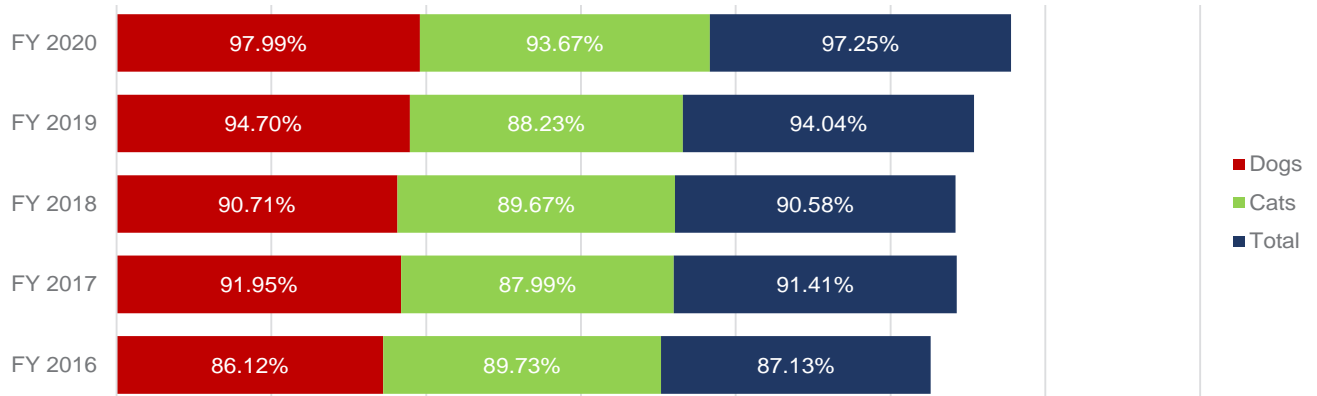
Annual 2021 Statistics

Annual Live Release Rate: 96.61%	Dogs	Cats	Total
BEGINNING SHELTER COUNT 10/1/2020	305	257	562
INTAKE			
From the public	12180	4456	16,636
Incoming transfers from Organizations within Community/Coalition	23	6	29
Incoming transfers from Organizations outside Community/Coalition	1	0	1
From Owners/Guardians Requesting Euthanasia	161	34	195
Total intake (B + C + D + E)	12365	4496	16,861
Owner/Guardian Requested Euthanasia (Unhealthy & Untreatable Only)	65	17	82
ADJUSTED TOTAL INTAKE (F – G)	12300	4479	16,779
ADOPTIONS	6266	3279	9,545
OUTGOING TRANSFERS to Organizations within Community/Coalition	1816	372	2,188
OUTGOING TRANSFERS to Organizations outside Community/Coalition	816	68	884
RETURN TO OWNER/GUARDIAN	2498	65	2,563
DOGS & CATS EUTHANIZED			
Healthy (Includes Owner/Guardian Requested Euthanasia)	0	0	0
Treatable – Rehabilitatable (Includes Owner/Guardian Requested Euthanasia)	0	0	0
Treatable – Manageable (Includes Owner/Guardian Requested Euthanasia)	0	0	0
Unhealthy & Untreatable (Includes Owner/Guardian Requested Euthanasia)	291	323	614
Total Euthanasia (M + N + O + P)	291	323	614
Owner/Guardian Requested Euthanasia (Unhealthy & Untreatable Only)	65	16	81
ADJUSTED TOTAL EUTHANASIA (Q – R)	226	307	533
SUBTOTAL OUTCOMES (I + J + K + L + S)	11622	4091	15,713
Excludes Owner/Guardian Requested Euthanasia (Unhealthy & Untreatable Only)			
DIED OR LOST IN SHELTER CARE	155	275	430
TOTAL OUTCOMES (T + U)	11777	4366	16,143
Excludes Owner/Guardian Requested Euthanasia (Unhealthy & Untreatable Only)			
ENDING SHELTER COUNT 9/30/2021 11:59:59 PM	827	371	1,198

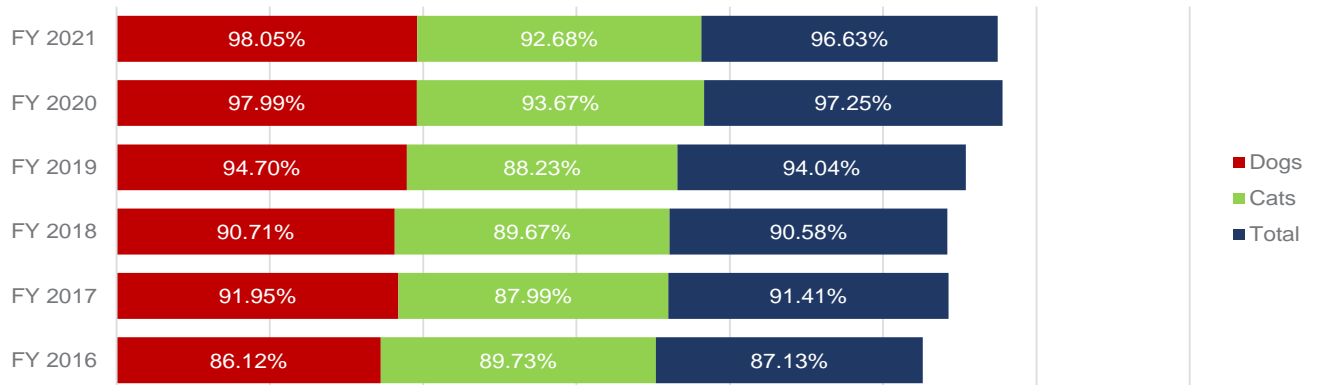
Live Release Rate

The “live release rate” indicates how many pets successfully left the shelter either through adoption, rescue or return to owner. The FY2020 annual rate of 97.25 percent is another accomplishment for the shelter and its partners. These statistics are nearly unobtainable by many government-operated shelters due to lack of resources, funding and collaborative partnerships.

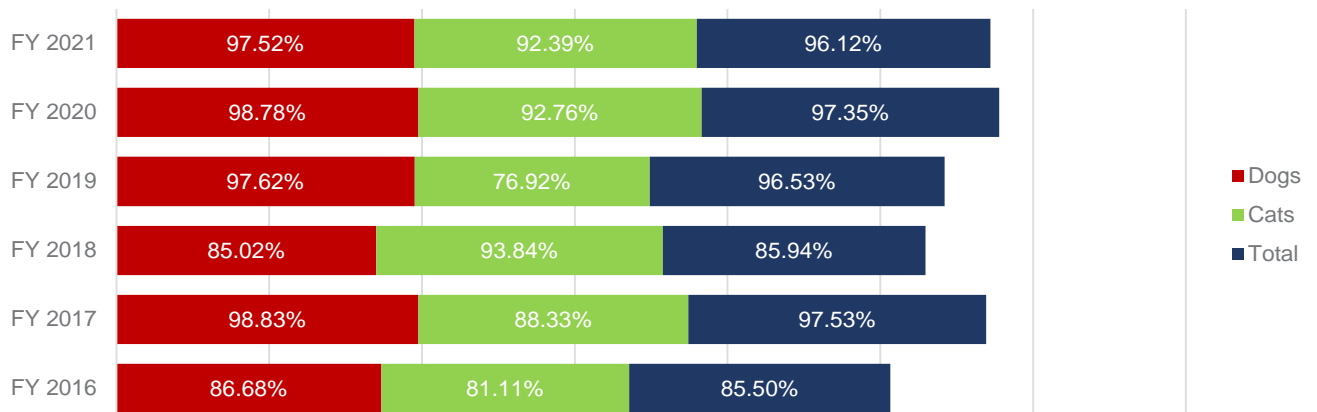
ANNUAL LIVE RELEASE RATE COMPARISON



FISCAL YEAR TO DATE LIVE RELEASE RATE



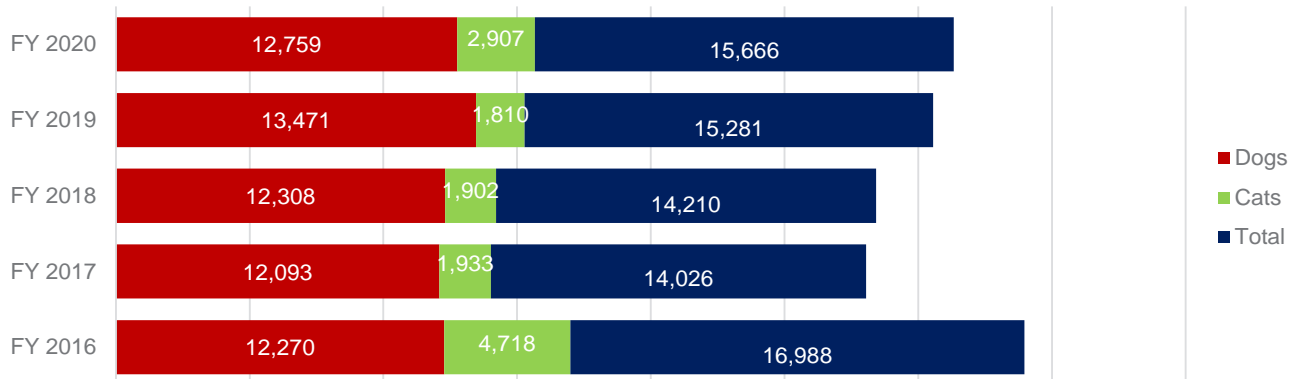
SEPTEMBER LIVE RELEASE RATE



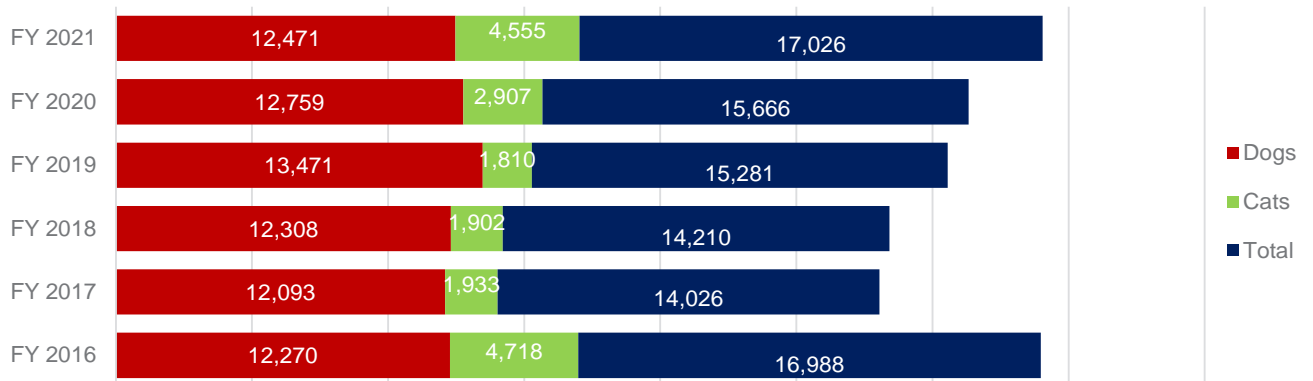
Intakes

Animals coming into the shelter via surrenders, capture and/or adoption return. The number of cats decreased due to the end of the return to field program.

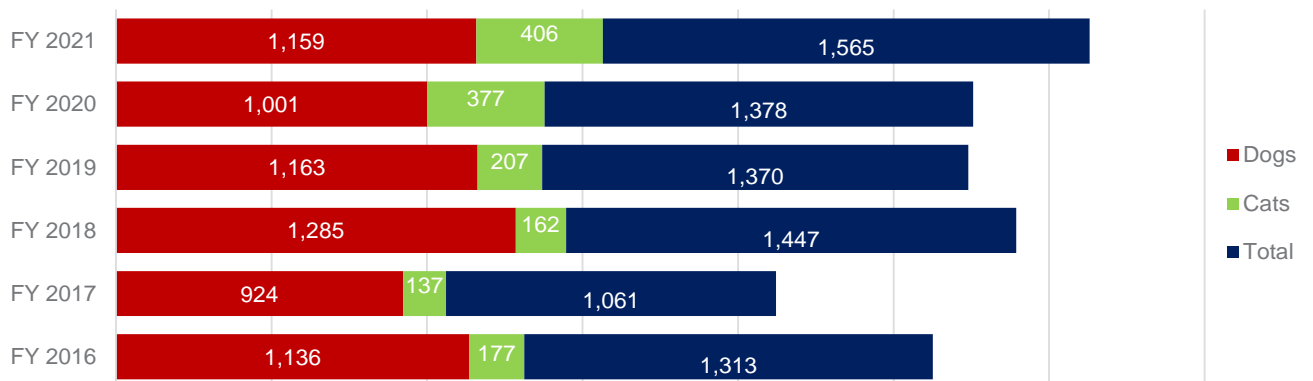
ANNUAL INTAKES COMPARISON



FISCAL YEAR TO DATE INTAKES



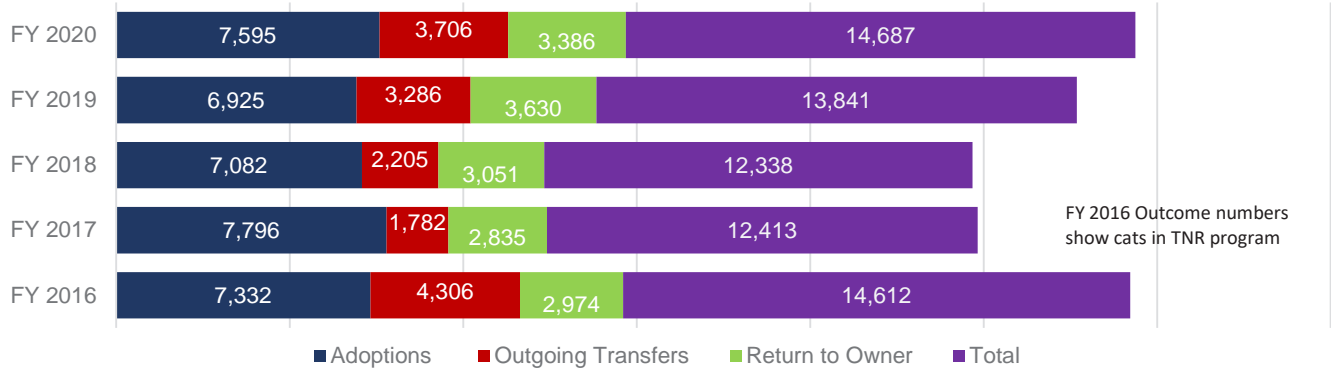
SEPTEMBER INTAKES



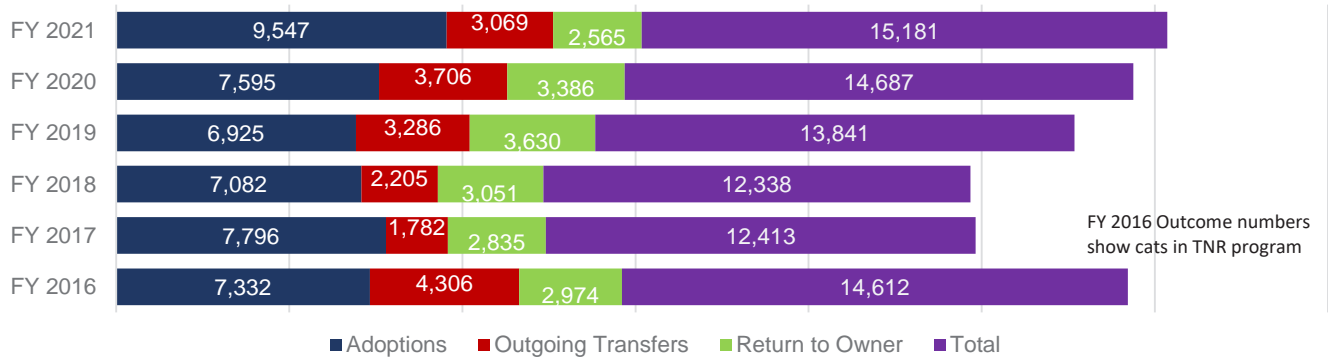
Outcomes

Animals leaving the shelter through adoptions, outgoing transfers (rescue organizations), and return to owner.

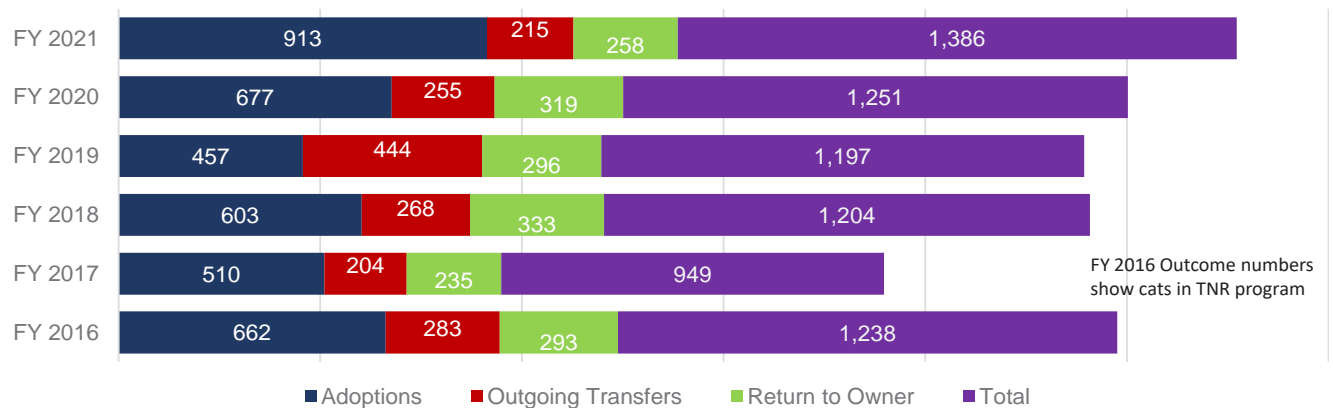
ANNUAL OUTCOMES COMPARISON



FISCAL YEAR TO DATE OUTCOMES



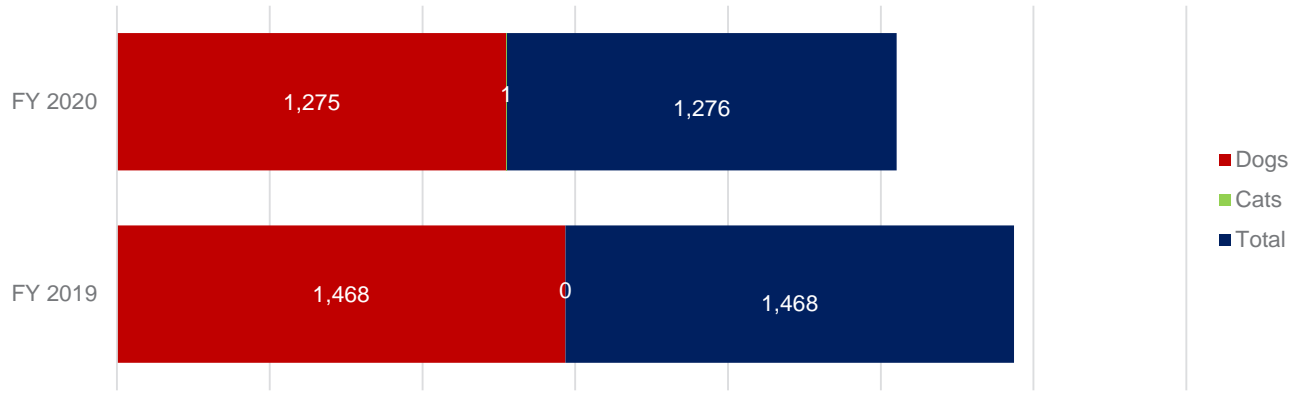
SEPTEMBER OUTCOMES



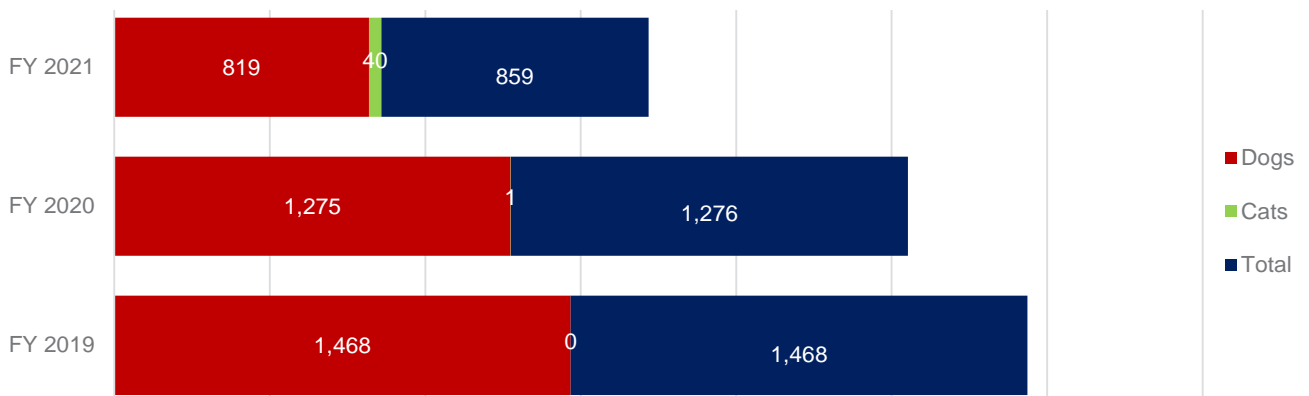
Transports

Animals leaving the shelter through transports.

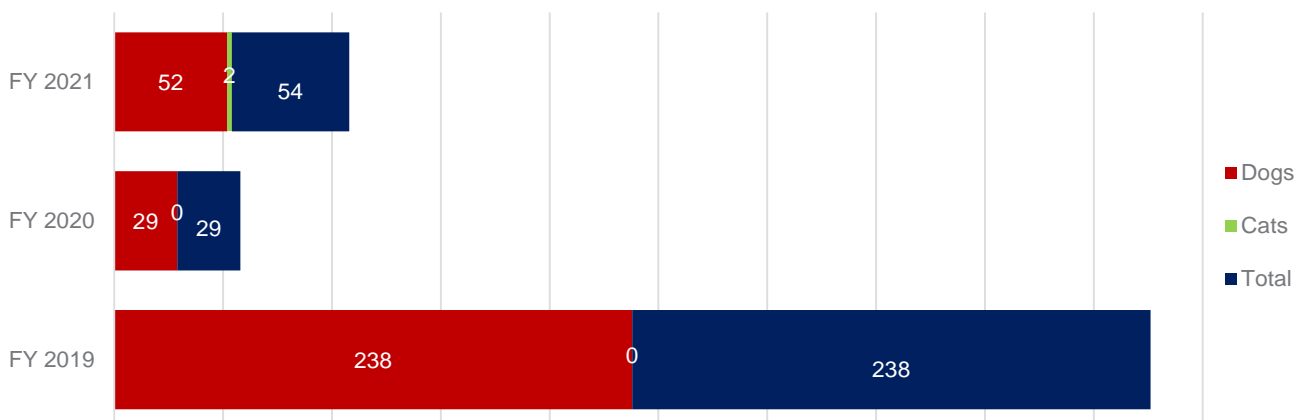
ANNUAL TRANSPORTS



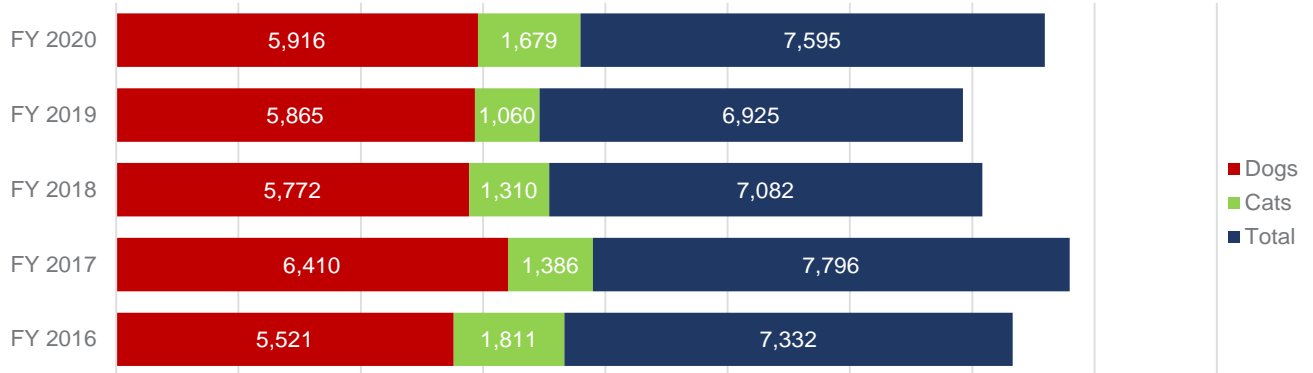
FISCAL YEAR TO DATE TRANSPORTS



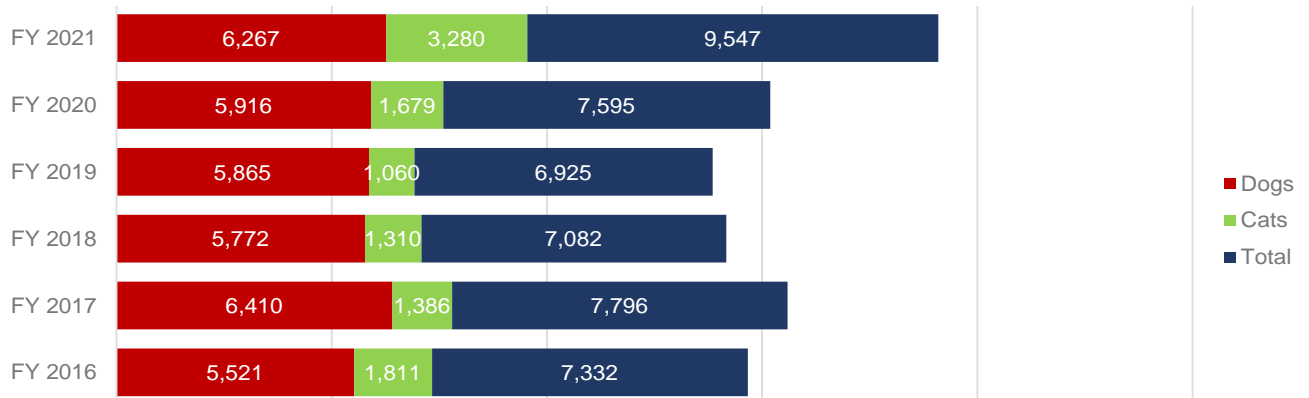
SEPTEMBER TRANSPORTS



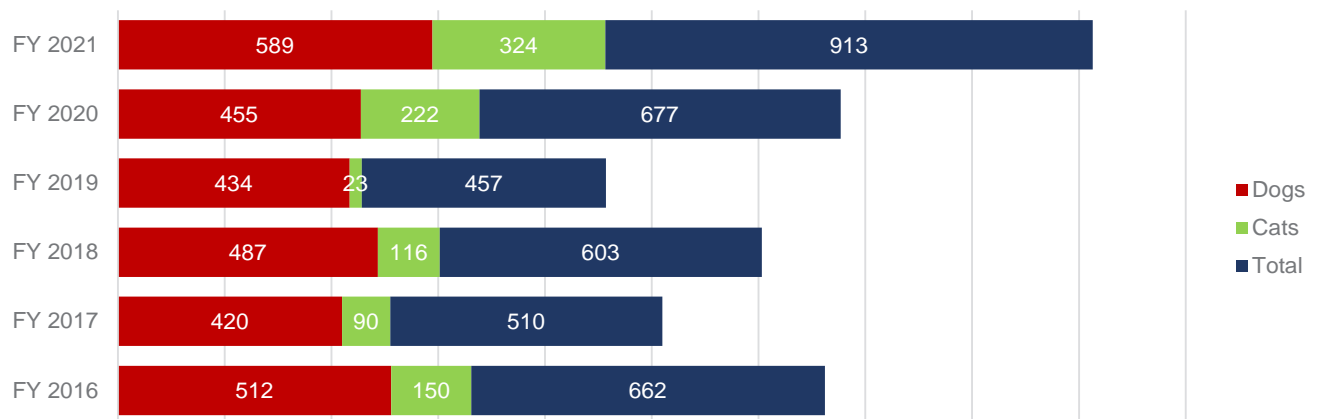
ANNUAL ADOPTIONS



FISCAL YEAR TO DATE ADOPTIONS



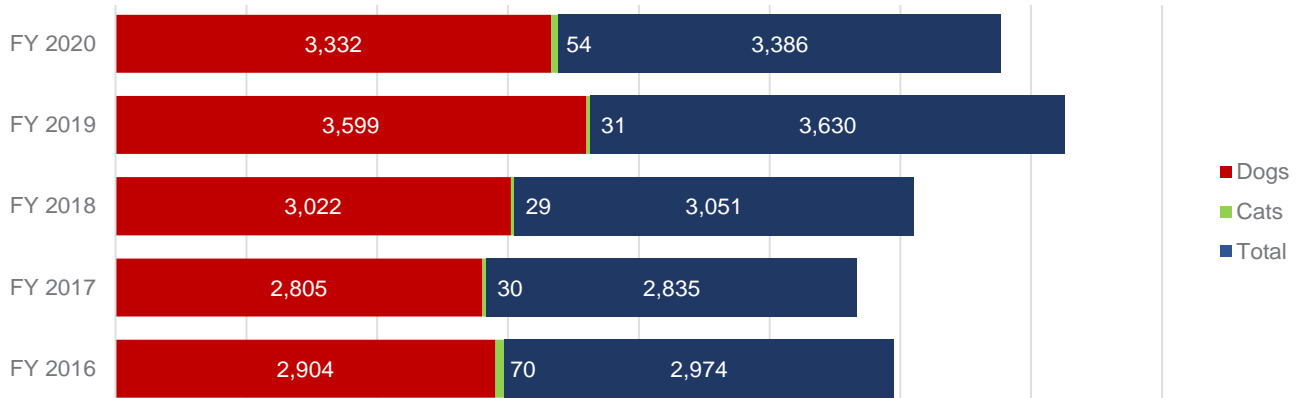
SEPTEMBER ADOPTIONS



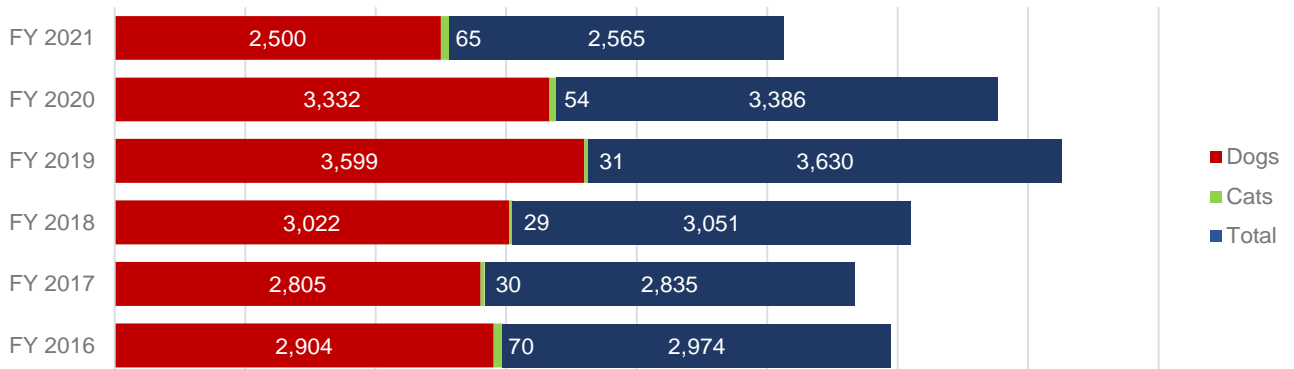
Return to Owner

A huge effort is made by animal control officers working within the neighborhoods to return stray/lost pets to their owners without impounding the pets at the shelter. Pets who wear collars with city license tags or pets who are microchipped have a high rate of being returned to their owners.

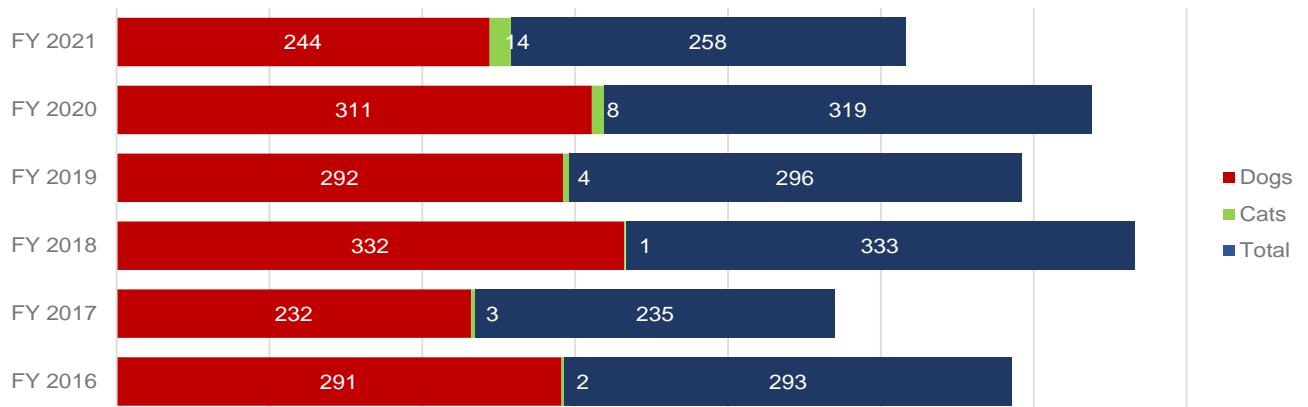
ANNUAL RETURNED TO OWNER



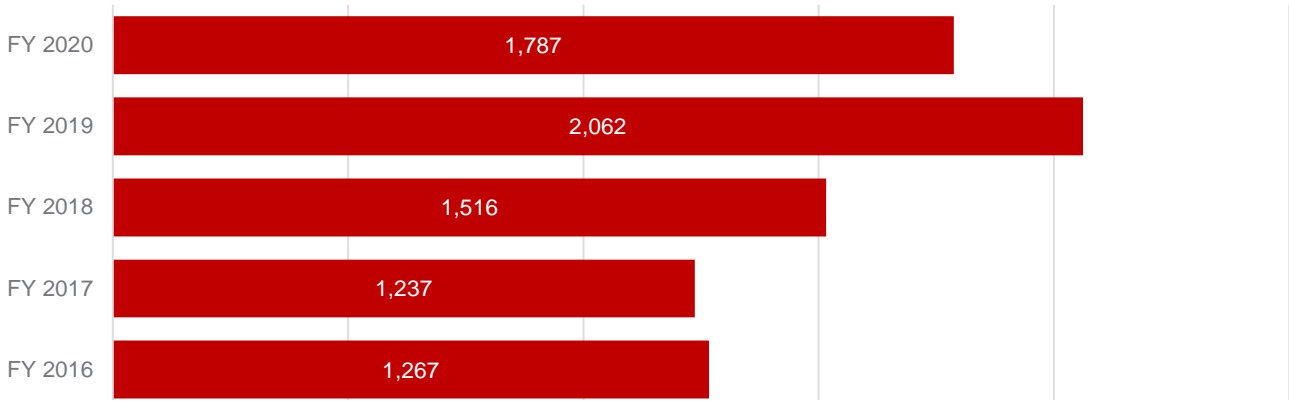
FISCAL YEAR TO DATE RETURNED TO OWNER



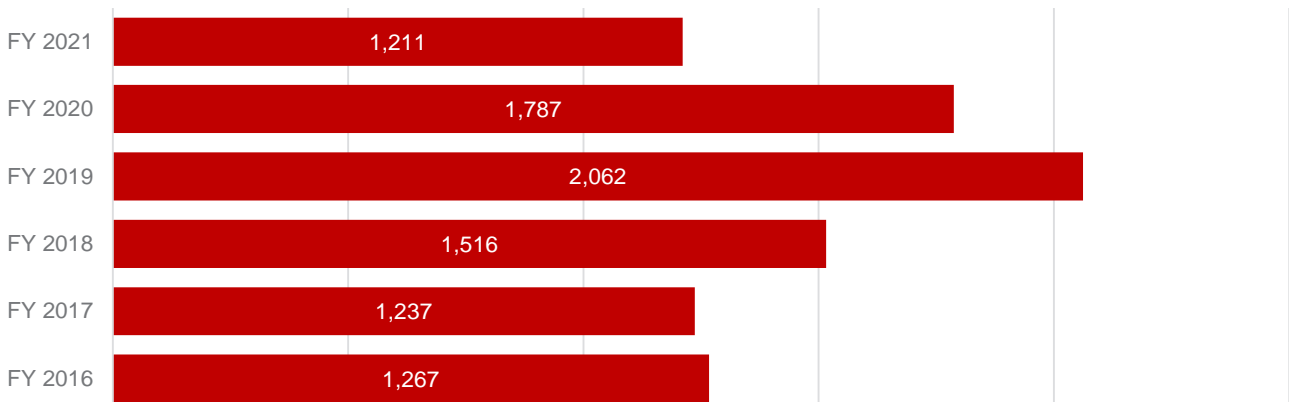
SEPTEMBER RETURNED TO OWNER



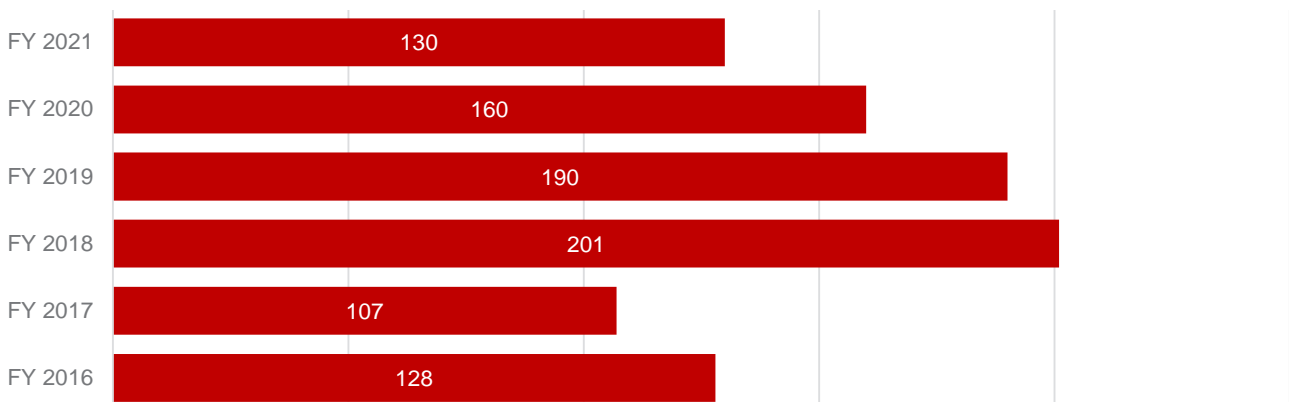
ANNUAL DOGS RETURNED TO OWNER IN FIELD



FISCAL YEAR TO DATE DOGS RETURNED TO OWNER IN FIELD

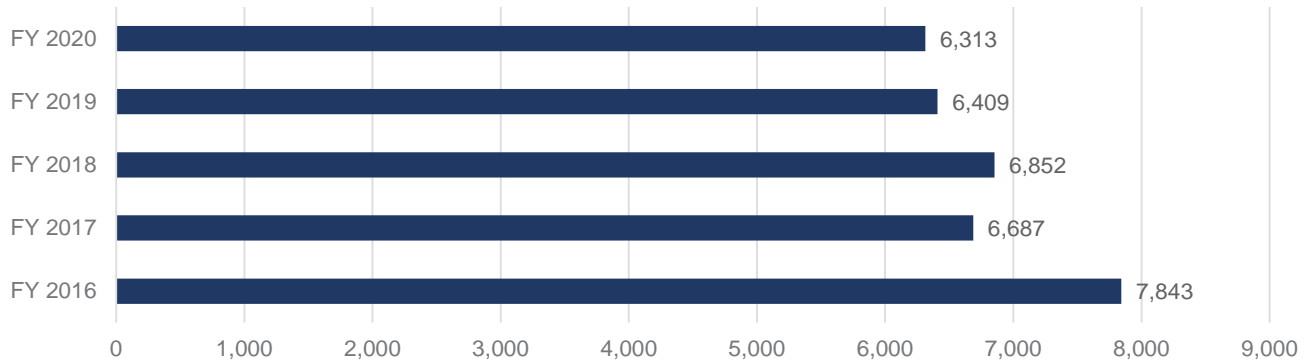


SEPTEMBER DOGS RETURNED TO OWNER IN FIELD

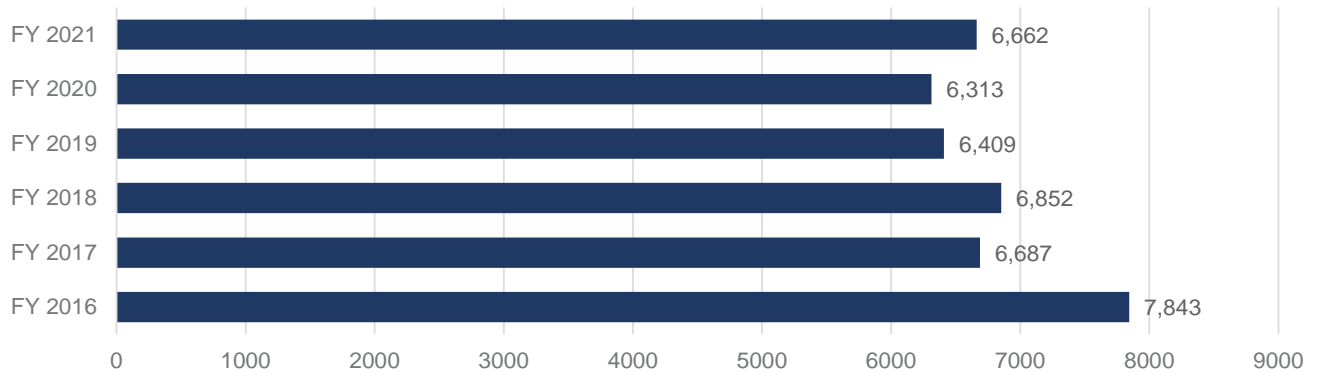


Annual Spay and Neuter Surgeries

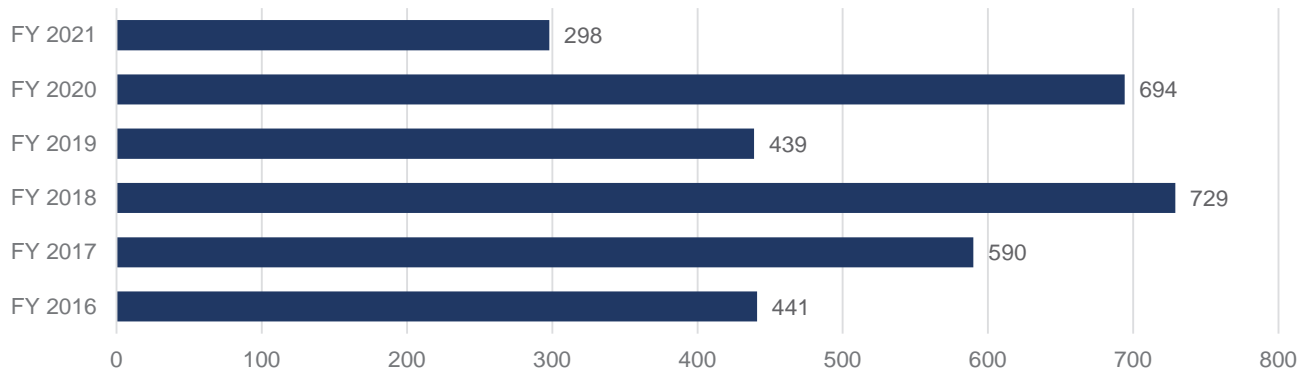
In order to reduce the stray pet population and to protect the public from safety issues that can occur because of unaltered stray animals, all pets that land in Fort Worth Animal Care & Control are spayed or neutered before they are adopted, rescued or returned to owners. This chart provides an overview of the dramatic intake of animals coming into the shelter and the mandatory spay/neuter surgeries. FY 2015 and part of FY 2016 Fort Worth conducted a pilot program of Return to Field for stray cats where the cats were trapped, spayed/neutered, and vaccinated and returned to trap location.



FISCAL YEAR TO DATE SPAY AND NEUTER SURGERIES



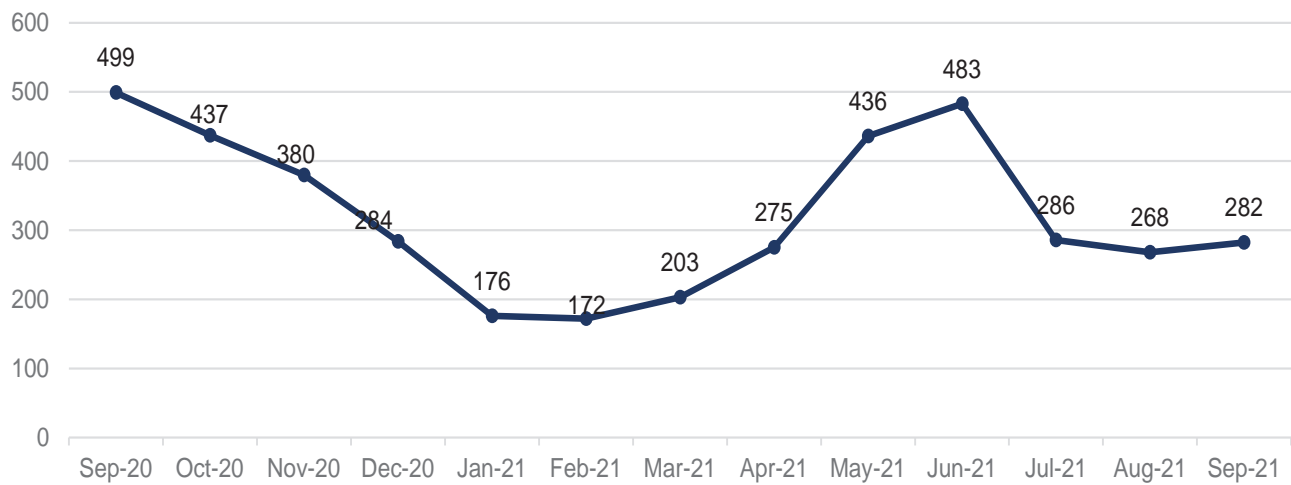
SEPTEMBER SPAY AND NEUTER SURGERIES



Foster Program

In 2015, Fort Worth Animal Care & Control created its first foster care program in answer to the growing number of animals entering the shelter. The program has expanded to include the Out & About program where residents can stop by, select a dog and take him/her out for the day. Our Slumber Parties allow residents to enjoy one of our shelter pets by keeping the dog overnight or the weekend. The dogs come back much more relaxed and we learn more about their personality from the foster family – all this helps the pets have a better chance of being adopted.

ANIMALS IN FOSTER CARE



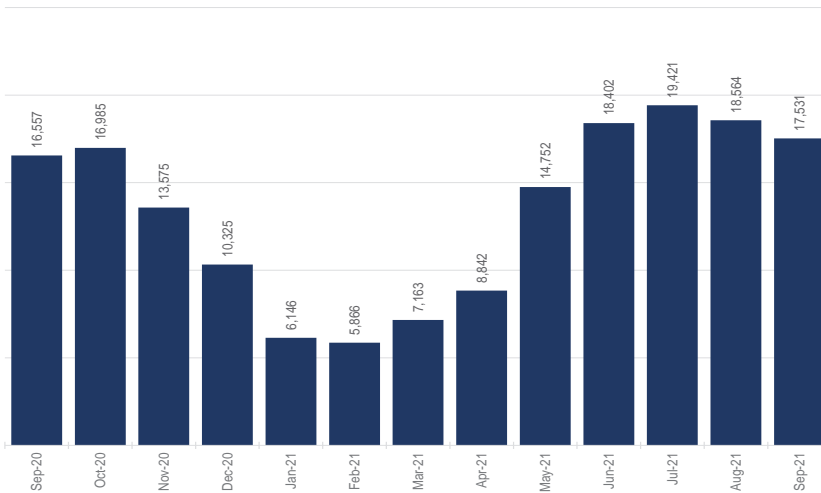
Note: Chart reflects calendar year data.



Volunteer Program

A new volunteer program was established in 2014 to provide much needed assistance at the animal shelter, as well as its two PetSmart Adoption Centers. The program has steadily grown to include volunteers who regularly play with and socialize the pets, offer support to staff members, and assist with special adoption events, such as Clear the Shelters, Shelter Pets Rock and the PetSmart Charities National Adoption Weekends throughout the year.

VOLUNTEER HOURS

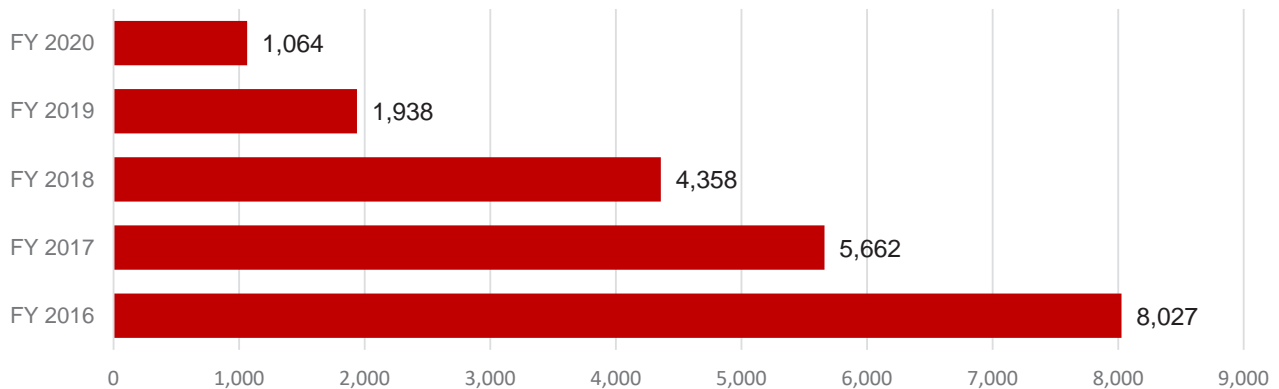


Enforcement and General Citations

Fort Worth Animal Care & Control provides enforcement of a number of state laws and city ordinances to protect the community at large.

ANNUAL CITATIONS ISSUED

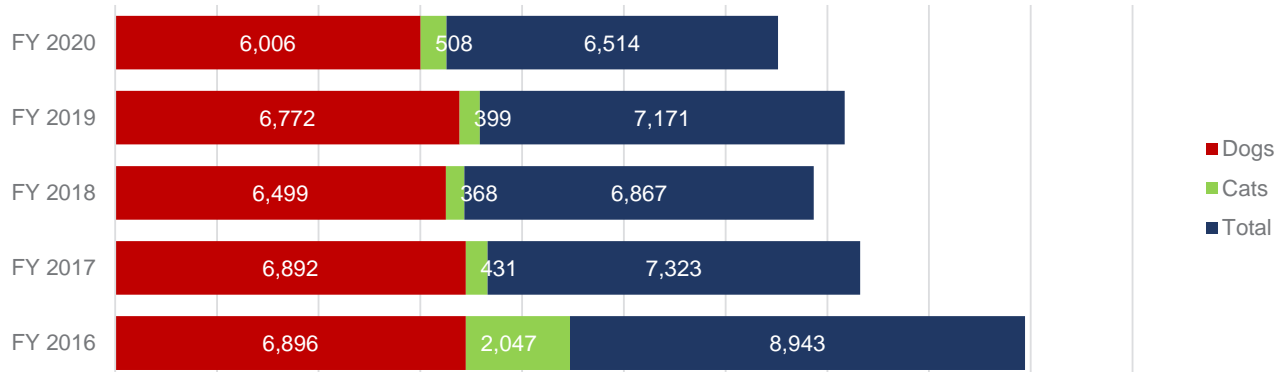
The number of citations issued depends on the number of stray animals reported in the City of Fort Worth. In 2015, FWACC implemented a new program of returning dogs to their owners in the field. This program, combined with an adding a stray team program in 2014, resulted in a decrease in the number of citations written in 2015.



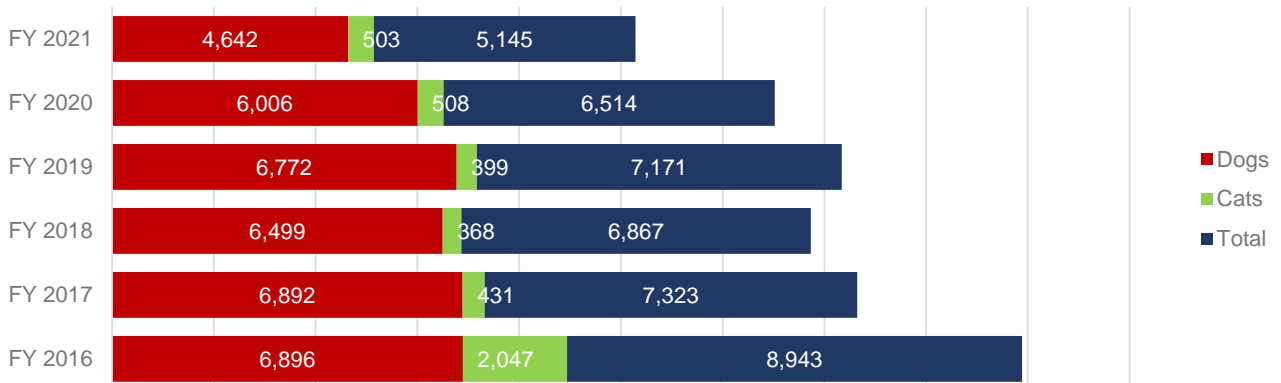
Stray Animal Capture

In 2014, Fort Worth Animal Care & Control furthered its efforts with a new focus on removing stray animals from the streets in our community and implemented the stray team program. The stray teams' singular focus is to capture stray animals within the city. There are currently two teams of three officers. Their efforts, in conjunction with other animal control officers' efforts, have also included record-setting numbers of dogs returned to their owners in the field.

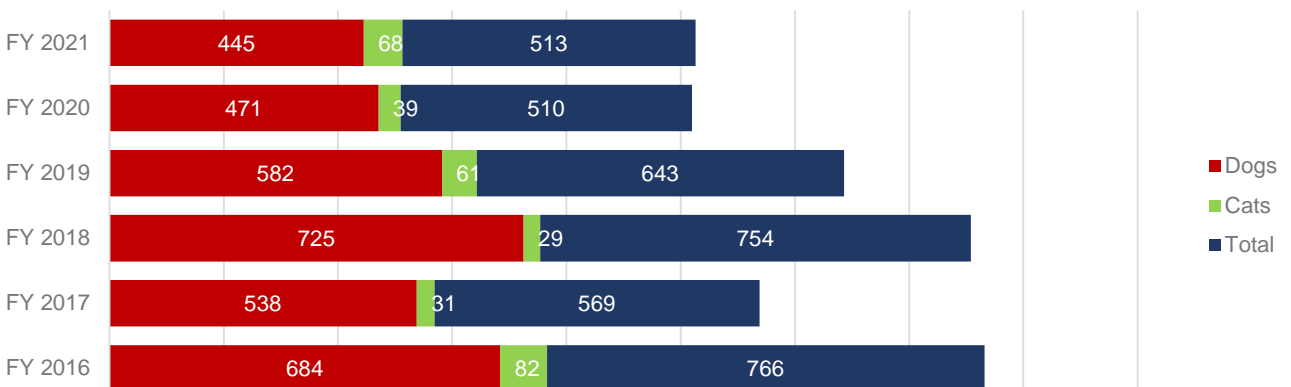
ANNUAL STRAY ANIMAL CAPTURE



FISCAL YEAR TO DATE STRAY ANIMAL CAPTURE



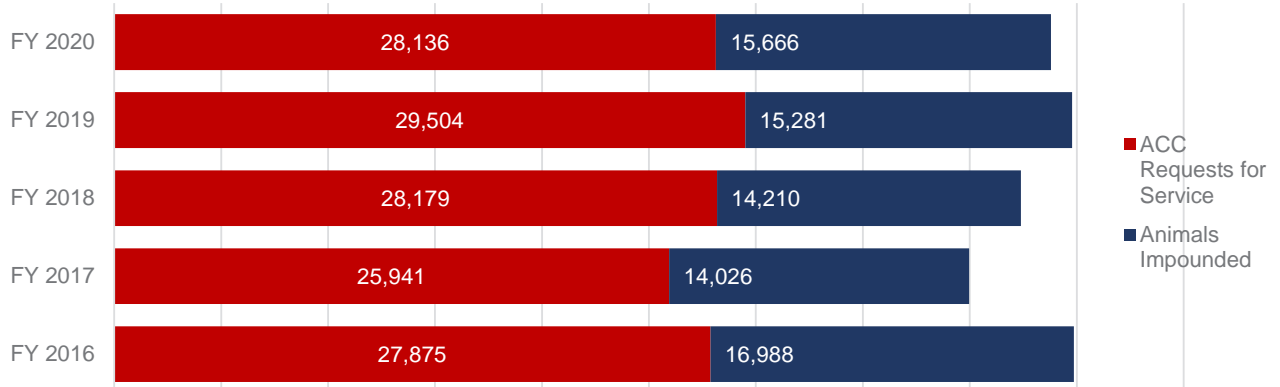
SEPTEMBER STRAY ANIMAL CAPTURE



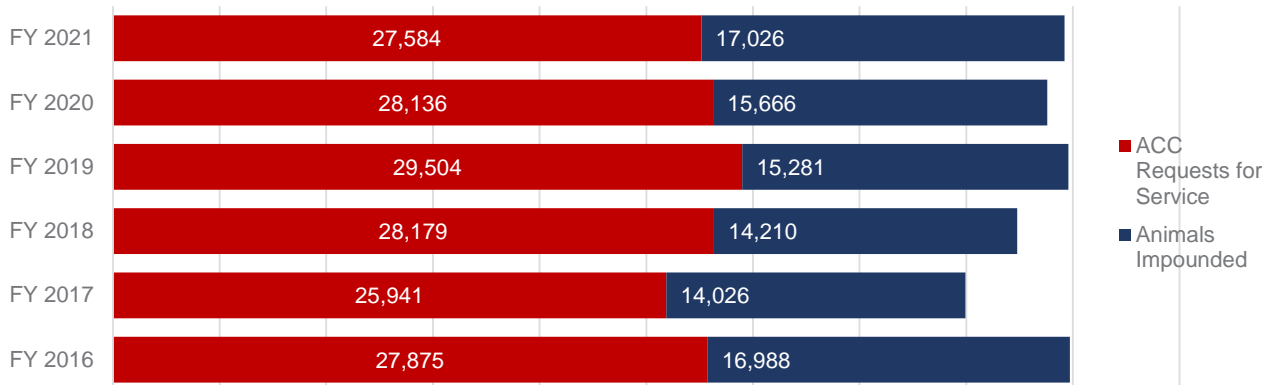
Requests for Service

Requests for service typically include all animal welfare issues, such as stray or injured animals, animals in danger, or wildlife and livestock issues.

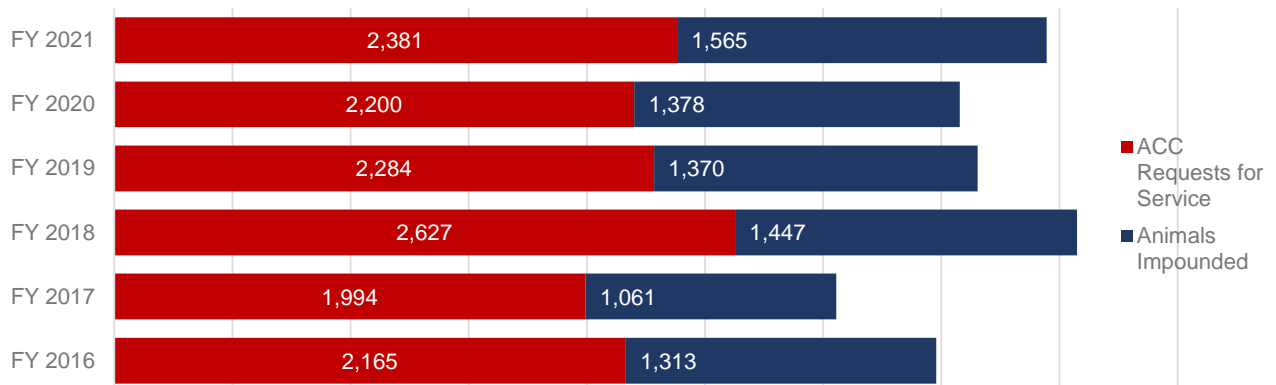
ANNUAL REQUESTS FOR SERVICE



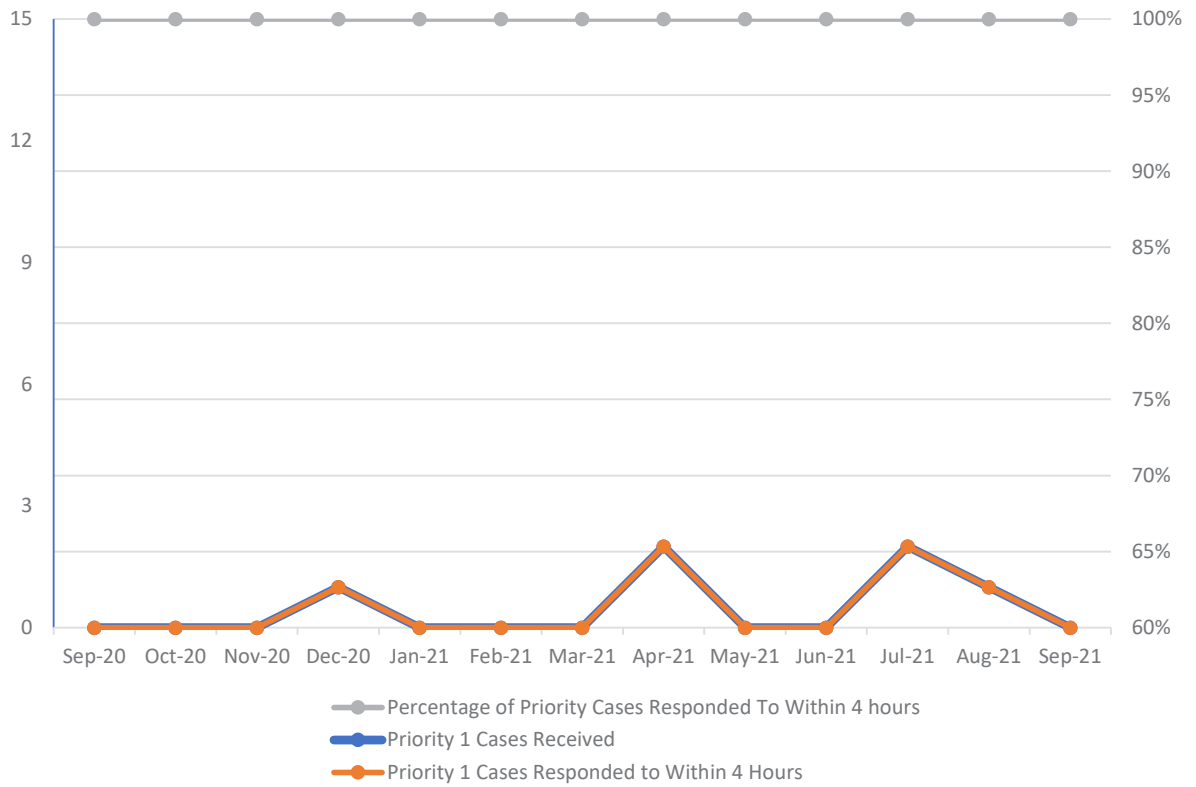
FISCAL YEAR TO DATE REQUESTS FOR SERVICE



SEPTEMBER REQUESTS FOR SERVICE



PRIORITY 1 CASES RESPONDED TO WITHIN 4 HOURS



Resources

DATA QUALITY & CONTROL

Joe Riney

817-392-7030

Joe.Riney@FortWorthTexas.gov

FOR ANIMAL QUESTIONS:

817-392-1234

ADOPT A PET

FortWorthTexas.gov/animals/dogs

FortWorthTexas.gov/animals/cats

www.Facebook.com/fortworthacc

REPORT AN ANIMAL ISSUE

CityOfFortWorth.wufoo.com/forms/animal-issue-report-form

FIND AN ADOPTION CENTER

FortWorthTexas.gov/animals

www.Facebook.com/fortworthacc

LICENSE YOUR PET

FortWorthTexas.gov/animals/fees

DONATE TO FRIENDS OF HENRY AND SCOUT TO HELP SHELTER PETS

FortWorthTexas.gov/animals/donate

LOST AND FOUND PETS

FortWorthTexas.gov/animals/foundpets



City of Fort Worth

Code Compliance Department

The Code Compliance Department maintains Fort Worth's status as a clean, livable city by ensuring property complies with rules set by City Council. Code Officers routinely patrol assigned neighborhoods for code violations and investigate complaints with a mission of abating issues and educating residents.

818 Missouri Ave.

Fort Worth, TX 76104

FortWorthTexas.gov/codecompliance

