



**2019-2020**  
 CITY OF FORT WORTH  
**CAPER**  
 CONSOLIDATED ANNUAL PERFORMANCE  
 & EVALUATION REPORT



## **CR-05 - Goals and Outcomes**

### **Progress the jurisdiction has made in carrying out its strategic plan and its action plan. 91.520(a)**

This could be an overview that includes major initiatives and highlights that were proposed and executed throughout the program year.

The 2019-2020 Consolidated Annual Performance and Evaluation Report (CAPER) summarizes how the City of Fort Worth (City) spent federal funds for housing and community development, and reports City progress in meeting its goals for the reporting period October 1, 2019 through September 30, 2020. The CAPER includes activities funded by the Community Development Block Grant (CDBG), Emergency Solutions Grant (ESG), HOME Investment Partnerships (HOME), and Housing Opportunities for Persons with AIDS (HOPWA) grants. The following is a summary of City progress in meeting its goals:

1. Rental Housing: One rental housing development, Mistletoe Station Apartments, a new 100-unit mixed income multifamily complex located in the City's Near Southside Medical District, was completed during the program year, with a total of eleven (11) units. There are also several under construction including the following - Columbia at Renaissance Square Phase II Development, The Sphinx at Sierra Vista Senior Villas, and Everly Plaza. Columbia at Renaissance Square Phase II is a 120-unit senior multifamily rental development, which will provide mixed income, quality, affordable, and accessible housing to individuals at a market rate and for individuals who earn sixty percent (60%) or less of the Area Median Income (AMI). The Sphinx at Sierra Vista Senior Villas is a 272-unit affordable housing development restricted to individuals aged 55 years or older and having an income of 60% or less of the AMI. Everly Plaza is an 88-unit senior multifamily residential complex, which will provide mixed income, affordable housing to individuals who earn thirty percent (30%) or less of the AMI.
2. Single-Family Construction: During the program year, there were eleven (11) units completed and sold, but were not completed in IDIS. These eleven will be completed and included in the subsequent CAPER. In addition, there are four (4) single-family homes currently in planning stages. All homes will be developed and sold by the City's nonprofit partner, Development Corporation of Tarrant County.
3. Homeownership: 70 homebuyers received down payment and closing cost assistance, and 293 households received homeownership training.
4. Housing Rehabilitation: 388 low- and moderate income homeowners received repairs to their homes through the Cowtown Brush Up Program, Preserve-A-Home, Priority Repair Program, and Lead Safe Program. Also, 59 income-eligible homeowners received accessibility improvements.
5. Homeless Housing and Service Activities: 74 persons at risk of becoming homeless were provided with Homelessness Prevention assistance; 96 households experiencing homelessness received Rapid Rehousing rental assistance and associated case management services. In addition, the City provided funds to support Emergency Shelter Operations on behalf of 6,635 homeless persons.
6. Public Service Activities: 692 low-income youth received reading and educational support services; 270 low-income youth received coaching, mentoring, counseling and other services; 1,453 homeless persons received case management and other supportive services; 276

persons with disabilities received support services; 347 seniors received transportation services; 331 low-income persons received educational services to support their ability to find employment; 133 low-income seniors received assistance with financial exploitation prevention services.

**Comparison of the proposed versus actual outcomes for each outcome measure submitted with the consolidated plan and explain, if applicable, why progress was not made toward meeting goals and objectives. 91.520(g)**

Categories, priority levels, funding sources and amounts, outcomes/objectives, goal outcome indicators, units of measure, targets, actual outcomes/outputs, and percentage completed for each of the grantee’s program year goals.

Goal	Category	Source / Amount	Indicator	Unit of Measure	Expected – Strategic Plan	Actual – Strategic Plan	Percent Complete	Expected – Program Year	Actual – Program Year	Percent Complete
Children/Youth Training and Mentorship	Non-Housing Community Development	CDBG: \$	Public service activities other than Low/Moderate Income Housing Benefit	Persons Assisted	3760	1755	46.68%	722	962	133.24%
Homeless Services	Homeless	CDBG: \$ / HOPWA: \$ / ESG: \$	Public service activities other than Low/Moderate Income Housing Benefit	Persons Assisted	850	2587	304.35%	673	1453	215.90%
Homeless Services	Homeless	CDBG: \$ / HOPWA: \$ / ESG: \$	Public service activities for Low/Moderate Income Housing Benefit	Households Assisted	375	0	0.00%	0	0	

Homeless Services	Homeless	CDBG: \$ / HOPWA: \$ / ESG: \$	Tenant-based rental assistance / Rapid Rehousing	Households Assisted	503	267	53.08%	124	149	120.16%
Homeless Services	Homeless	CDBG: \$ / HOPWA: \$ / ESG: \$	Homeless Person Overnight Shelter	Persons Assisted	26615	18755	70.47%	3715	6635	178.60%
Homeless Services	Homeless	CDBG: \$ / HOPWA: \$ / ESG: \$	Homelessness Prevention	Persons Assisted	4580	150	3.28%	125	74	59.20%
Homeless Services	Homeless	CDBG: \$ / HOPWA: \$ / ESG: \$	Jobs created/retained	Jobs	0	0		0	0	
Homeless Services	Homeless	CDBG: \$ / HOPWA: \$ / ESG: \$	HIV/AIDS Housing Operations	Household Housing Unit	300	423	141.00%	174	163	93.68%
Improve Accessibility of Public / Private Spaces	Non-Homeless Special Needs	CDBG: \$	Public Facility or Infrastructure Activities other than Low/Moderate Income Housing Benefit	Persons Assisted	10000	0	0.00%	11500	0	0.00%
Improve Accessibility of Public / Private Spaces	Non-Homeless Special Needs	CDBG: \$	Homeowner Housing Rehabilitated	Household Housing Unit	355	117	32.96%	65	59	90.77%

Poverty Reduction and Household Stabilization	Non-Housing Community Development	CDBG: \$	Public Facility or Infrastructure Activities other than Low/Moderate Income Housing Benefit	Persons Assisted	0	0		0	0	
Poverty Reduction and Household Stabilization	Non-Housing Community Development	CDBG: \$	Public service activities other than Low/Moderate Income Housing Benefit	Persons Assisted	3850	927	24.08%	267	331	123.97%
Preserve Aging Housing Stock	Affordable Housing	CDBG: \$ / HOME: \$	Rental units rehabilitated	Household Housing Unit	100	0	0.00%			
Preserve Aging Housing Stock	Affordable Housing	CDBG: \$ / HOME: \$	Homeowner Housing Rehabilitated	Household Housing Unit	2245	889	39.60%	536	388	72.39%
Promote Affordable Housing for Renters/Owners	Affordable Housing	CDBG: \$ / HOME: \$	Public service activities other than Low/Moderate Income Housing Benefit	Persons Assisted	0	0				
Promote Affordable Housing for Renters/Owners	Affordable Housing	CDBG: \$ / HOME: \$	Public service activities for Low/Moderate Income Housing Benefit	Households Assisted	2070	674	32.56%	375	293	78.13%

Promote Affordable Housing for Renters/Owners	Affordable Housing	CDBG: \$ / HOME: \$	Rental units constructed	Household Housing Unit	64	11	17.19%			
Promote Affordable Housing for Renters/Owners	Affordable Housing	CDBG: \$ / HOME: \$	Homeowner Housing Added	Household Housing Unit	36	0	0.00%	11	0	0.00%
Promote Affordable Housing for Renters/Owners	Affordable Housing	CDBG: \$ / HOME: \$	Direct Financial Assistance to Homebuyers	Households Assisted	300	147	49.00%	45	70	155.56%
Support programming for Aging-In-Place	Non-Homeless Special Needs	CDBG: \$	Public service activities other than Low/Moderate Income Housing Benefit	Persons Assisted	4640	1431	30.84%	928	756	81.47%
Targeted Neighborhood Revitalization	Non-Housing Community Development	CDBG: \$	Public Facility or Infrastructure Activities other than Low/Moderate Income Housing Benefit	Persons Assisted	11002	0	0.00%	10002	0	0.00%

**Table 1 - Accomplishments – Program Year & Strategic Plan to Date**

**Assess how the jurisdiction's use of funds, particularly CDBG, addresses the priorities and specific objectives identified in the plan, giving special attention to the highest priority activities identified.**

**Goals were met for the following activities:**

- Children/Youth Training and Mentoring: 962 low-income youth received training, educational support services, and mentoring for 133.24% of Con Plan Two Year goal
- Public Services for Homeless: 1453 persons experiencing homelessness were provided case management services for 215.90% of Con Plan Two Year goal
- Tenant-based Rental Assistance/Rapid Rehousing: 149 households received Tenant-Based Rental Assistance and Rapid Rehousing rental assistance for 120.16% of Con Plan Two-Year goal
- Shelter Services: 6635 persons experiencing homelessness received shelter services for 178.6% of Con Plan Two-Year goal
- Poverty Reduction and Household Stabilization: 331 persons received employment services for 123.97% of Con Plan Two-Year goal
- Homebuyer Assistance Program: 70 first-time homebuyers received down payment and/or closing cost assistance for 155.56% of Con Plan Two-Year goal

Goals were not met for the following activities: 74 persons were provided homeless prevention services, less than the projected 51 persons. 163 persons with HIV/AIDS were assisted with HOPWA STRMU, TBRA, and supportive services with housing, 11 less than anticipated. 59 households were assisted with housing accessibility modifications, 6 short of the goal of 65 households assisted. 388 homeowners were assisted with home repairs, 148 less than the anticipated 536 homeowners. 293 first-time homebuyers received housing counseling and education, 82 less than the anticipated 375 persons served. 11 rental units were added, less than the 43 anticipated. 756 out of a projected 928 seniors received services supporting aging in place. No activities took place for rental rehabilitation units, single family homes, or public facilities accessibility improvements. All of these activities are currently in the planning stages and/or underway

## **CR-10 - Racial and Ethnic composition of families assisted**

**Describe the families assisted (including the racial and ethnic status of families assisted).  
91.520(a)**

**Table 2 – Table of assistance to racial and ethnic populations by source of funds**

### **Narrative**

The demographics on this table indicate that City-funded programs are effective in reaching low-income minority populations. For home repair programs, 80% of Cowtown Brushup homeowner clients were African-American; while 65% of Priority Repair Program clients were African American and 57% were Hispanic. For the Lead Hazard Reduction program, 42% were African American and 50% Hispanic. For REACH, a city subrecipient providing accessibility improvements, 49% of homeowner clients were African American, 34% were Hispanic, and 14% were Asian. For homeless service programs funded with the Emergency Solutions Grant, 52% of the persons assisted were African American and 15% were Hispanic. For programs servicing person living with HIV/AIDs and funded by HOPWA funds, 61% were African American and 10% were Hispanic.



## CR-15 - Resources and Investments 91.520(a)

### Identify the resources made available

Source of Funds	Source	Resources Made Available	Amount Expended During Program Year
CDBG	public - federal	7,420,678	8,737,187
HOME	public - federal	2,737,983	3,238,240
HOPWA	public - federal	1,505,634	1,525,435
ESG	public - federal	616,266	663,500

**Table 2 - Resources Made Available**

### Narrative

The above resources made available include all funds allocated for 2019-2020 program year and anticipated program income. The expenditures include funds from both current and prior years, as well as expenditures of program income received during the year. Many projects, such as public facilities or affordable housing development, take more than one year to complete. During the reporting period the following Federal Program Administration requirements were met:

- CDBG: 100% of CDBG funds spent were dedicated to activities that benefitted low-and moderate income individuals, thus exceeding the 70% minimum standard for overall program benefits. 20% of the CDBG funds expended were spent on planning and administration, thus complying with the 20% cap for administration. 14.28% of the CDBG funds were spent on public service activities, thus complying with the 15% cap for public service activities.
- Timeliness Test: The City expended CDBG funds in a timely manner in accordance with HUD regulations, which require that a grantee not have more than 1.5 times its prior year grant amount on hand, 60 days before the end of its program year.
- HOME: HOME funds spent for planning and administration were less than the 10% cap for administration. The funds expended included Program Income from loan repayments received during the year. The City met the statutory 24-month total commitment and CHDO reservation deadlines for its FY 2018 HOME allocation, as well as the statutory 5-year expenditure requirement for its FY 2015 HOME allocation. The HOME match liability incurred for Program Year (PY) 2019-2020 was \$631,215.13 based on total HOME expenditures for the year. The City had a carryover from 2018-2019 of \$566,435.65, and contributed an additional \$1,643,522.75 in eligible match during the year, therefore retaining a carryover of \$1,578,743.27 to be used in program year 2020-2021.

### Identify the geographic distribution and location of investments

Target Area	Planned Percentage of Allocation	Actual Percentage of Allocation	Narrative Description
Citywide	100	100	Comprehensive

**Table 3 – Identify the geographic distribution and location of investments**

## **Narrative**

Through the benefits of most HUD-funded programs are geographically distributed citywide, and the Consolidated Plan does not designate particular target area goals, the City also funded some projects in targeted areas during the program year.

**Citywide Programs:** Rehabilitation and homebuyer programs are offered citywide, with all residents eligible to apply based on income and other program requirements. These include the Cowtown Brushup, Lead Safe, REACH, and Priority Repair programs which offer housing rehabilitation assistance to low-and moderate-income homeowners citywide. However, based on the age of housing stock and the residency pattern of lower-income homeowners, the majority of homes completed for these housing rehabilitation programs are located in central city areas as shown on the attached maps. The Homebuyer Assistance Program (HAP) provided down payment and closing cost assistance to income-eligible applicants on a citywide basis. The attached map shows the geographic distribution and location of investments for the HAP program.

Neighborhood street reconstruction projects funded with CDBG are provided in eligible areas citywide. These areas must have 51% low-and moderate-income population in order to qualify, and are generally located in areas inside Highway Loop 820. A list of potential streets is provided by the City Transportation and Public Works Department each year, showing the streets in the worst condition in eligible areas. The list is published to obtain citizen input regarding which streets should be reconstructed with federal funds. This process is used each year for the development of the annual Action Plan for use of CDBG and other HUD grant funds.

**Targeted Projects:** Some federal funds have been allocated to targeted areas to revitalize neighborhoods. The city also works with various Community Housing Development Organizations (CHDOs) and housing developers to construct infill housing in targeted neighborhoods. During the program year, HUD grant funds were provided to developers building houses in the Diamond Hill-Jarvis and Riverside neighborhoods. Attached maps show the location of the single-family homes sold during the reporting period.

## **Leveraging**

**Explain how federal funds leveraged additional resources (private, state and local funds), including a description of how matching requirements were satisfied, as well as how any publicly owned land or property located within the jurisdiction that were used to address the needs identified in the plan.**

Private and local funds are leveraged by both housing and public service activities. For public services, CDBG, ESG, and HOPWA subrecipient non-profit agencies documented leveraged funds from additional private and public, non-HUD resources. The statutory ESG match requirement was met by each of the five (5) subrecipient agencies as outlined below.

**Center for Transforming Lives** met the ESG match requirement through the leveraging of donations and grants received from Tarrant County, City of Arlington, and Continuum of

Care. These leveraged funds were used to cover staff salaries and fringe benefits, utilities, operation expenses, and rental assistance/security deposits for clients. **Presbyterian Night Shelter** met the ESG match requirement through the leveraging of private fundraising, donations from Tarrant County ESG, and FEMA Emergency Food & Shelter Program. Leveraged funds were used to cover the costs of staff salaries, fringe benefits, utilities, operation expenses and meals served to shelter clients. **The Salvation Army** met the ESG match requirement through the leveraging of private fundraising, Direction Home grant, TDHCA ESG, and unrestricted general donations. Leveraged funds were used to pay for staff salaries, fringe benefits, and rental assistance to clients. **SafeHaven of Tarrant County** met the ESG match requirement through the leveraging of private funding, donations, Texas Criminal Justice Division funds, HUD SHP, and Texas Health and Human Services Commission funds. Leveraged funds were used to cover shelter staff salaries, fringe benefits, maintenance, utilities, and supplies. **True Worth Shelter** met the ESG match requirement through the leveraging of private donations from the Fort Worth Foundation and Tarrant County ESG. Leveraged funds were used to cover costs for staff salaries, fringe benefits, utilities, maintenance, and program supplies.

For HOPWA, the two project sponsors (AIDS Outreach Center, Tarrant County Samaritan Housing), leveraged funds from fundraising, private donations, Tarrant County Public Health Department, Tarrant County Community Development, and other Federal resources including Ryan White HIV/AIDS program funds.

The Homebuyer Assistance Program (HAP) leveraged \$10,000,913.00 in funds from home mortgages made by private lenders. HOME-funded Multi-family Developments leverage significant amounts of private lenders. HOME-funded Multi-family Rental Housing projects underway include The Sphinx at Sierra Vista Senior Villas, Columbia Renaissance Square Phase II, and Everly Plaza.

HOME match obligations were met through the leverage of General Funds for the Beaty Street Apartments projects and Homebuyer Assistance Program.

<b>Fiscal Year Summary – HOME Match</b>	
1. Excess match from prior Federal fiscal year	566,436
2. Match contributed during current Federal fiscal year	1,643,523
3. Total match available for current Federal fiscal year (Line 1 plus Line 2)	2,209,958
4. Match liability for current Federal fiscal year	631,215
5. Excess match carried over to next Federal fiscal year (Line 3 minus Line 4)	1,578,743

**Table 4 – Fiscal Year Summary - HOME Match Report**

<b>Match Contribution for the Federal Fiscal Year</b>								
<b>Project No. or Other ID</b>	<b>Date of Contribution</b>	<b>Cash (non-Federal sources)</b>	<b>Foregone Taxes, Fees, Charges</b>	<b>Appraised Land/Real Property</b>	<b>Required Infrastructure</b>	<b>Site Preparation, Construction Materials, Donated labor</b>	<b>Bond Financing</b>	<b>Total Match</b>
Cash - General Fund - Beaty Street Apartments	01/08/2020	30,220	0	0	0	0	0	30,220
Cash - General Fund - HAPs	09/30/2020	447,353	0	0	0	0	0	447,353
Present value of yield foregone - Trinity Habitat for Humanity - Homebuyer Assistance Program	09/30/2020	1,165,950	0	0	0	0	0	1,165,950

**Table 5 – Match Contribution for the Federal Fiscal Year**

**HOME MBE/WBE report**

<b>Program Income – Enter the program amounts for the reporting period</b>				
<b>Balance on hand at beginning of reporting period</b>	<b>Amount received during reporting period</b>	<b>Total amount expended during reporting period</b>	<b>Amount expended for TBRA</b>	<b>Balance on hand at end of reporting period</b>
<b>\$</b>	<b>\$</b>	<b>\$</b>	<b>\$</b>	<b>\$</b>
85,655	82,944	154,714	0	13,886

**Table 6 – Program Income**

<b>Minority Business Enterprises and Women Business Enterprises – Indicate the number and dollar value of contracts for HOME projects completed during the reporting period</b>						
	<b>Total</b>	<b>Minority Business Enterprises</b>				<b>White Non-Hispanic</b>
		<b>Alaskan Native or American Indian</b>	<b>Asian or Pacific Islander</b>	<b>Black Non-Hispanic</b>	<b>Hispanic</b>	
<b>Contracts</b>						
Dollar Amount	0	0	0	0	0	0
Number	0	0	0	0	0	0
<b>Sub-Contracts</b>						
Number	4	0	0	0	1	3
Dollar Amount	344,384	0	0	0	163,585	180,799
	<b>Total</b>	<b>Women Business Enterprises</b>	<b>Male</b>			
<b>Contracts</b>						
Dollar Amount	0	0	0			
Number	0	0	0			
<b>Sub-Contracts</b>						
Number	4	1	3			
Dollar Amount	344,384	163,585	180,799			

**Table 7 - Minority Business and Women Business Enterprises**

**Minority Owners of Rental Property** – Indicate the number of HOME assisted rental property owners and the total amount of HOME funds in these rental properties assisted

	Total	Minority Property Owners				White Non-Hispanic
		Alaskan Native or American Indian	Asian or Pacific Islander	Black Non-Hispanic	Hispanic	
Number	0	0	0	0	0	0
Dollar Amount	0	0	0	0	0	0

**Table 8 – Minority Owners of Rental Property**

**Relocation and Real Property Acquisition** – Indicate the number of persons displaced, the cost of relocation payments, the number of parcels acquired, and the cost of acquisition

Parcels Acquired	0	0				
Businesses Displaced	0	0				
Nonprofit Organizations Displaced	0	0				
Households Temporarily Relocated, not Displaced	0	0				
Households Displaced	Total	Minority Property Enterprises				White Non-Hispanic
		Alaskan Native or American Indian	Asian or Pacific Islander	Black Non-Hispanic	Hispanic	
Number	0	0	0	0	0	0
Cost	0	0	0	0	0	0

**Table 9 – Relocation and Real Property Acquisition**

## CR-20 - Affordable Housing 91.520(b)

**Evaluation of the jurisdiction's progress in providing affordable housing, including the number and types of families served, the number of extremely low-income, low-income, moderate-income, and middle-income persons served.**

	One-Year Goal	Actual
Number of Homeless households to be provided affordable housing units	59	96
Number of Non-Homeless households to be provided affordable housing units	629	469
Number of Special-Needs households to be provided affordable housing units	230	183
<b>Total</b>	<b>918</b>	<b>748</b>

**Table 10 – Number of Households**

	One-Year Goal	Actual
Number of households supported through Rental Assistance	224	220
Number of households supported through The Production of New Units	48	11
Number of households supported through Rehab of Existing Units	601	447
Number of households supported through Acquisition of Existing Units	45	70
<b>Total</b>	<b>918</b>	<b>748</b>

**Table 11 – Number of Households Supported**

**Discuss the difference between goals and outcomes and problems encountered in meeting these goals.**

Table 11 above summarizes housing activities by household type, while Table 12 provides the same information but summarized by assistance type. The City met all of its goals with the exception of the production of new units. Delays in construction date, developer financing, and other time delays in closing of homes and completing the activities in IDIS prevented this.

The number of households to be assisted with Rental Assistance includes HOPWA TBRA clients, Rapid Rehousing clients, and HOPWA Facility Based Housing Assistance. The number of new units produced includes single-family and multi-family new construction - only HOME-assisted units are reported. Rehabilitation of existing units includes the Preserve-A-Home, Priority Repair, Cowtown Brushup, Lead Safe, and REACH accessibility programs.

The number of homeless persons provided housing includes Rapid Rehousing activities performed by the Center for Transforming Lives, a subrecipient. The number of non-homeless provided with affordable

housing includes both the rehabilitation programs (with the exception of REACH) and the new production of units, as summarized above. The number of special needs persons to be provided with affordable housing includes HOPWA TBRA, HOPWA Facility Based, and the REACH accessibility rehab program.

**Discuss how these outcomes will impact future annual action plans.**

For Rapid Rehousing, the City will continue to explore opportunities to expand partnerships with existing or new providers. Although the City did not reach its one-year goal for supply of single family housing, this is primarily due to the extended planning and construction phases associated with these projects.

**Include the number of extremely low-income, low-income, and moderate-income persons served by each activity where information on income by family size is required to determine the eligibility of the activity.**

<b>Number of Households Served</b>	<b>CDBG Actual</b>	<b>HOME Actual</b>
Extremely Low-income	2,609	4
Low-income	746	16
Moderate-income	771	50
<b>Total</b>	<b>4,126</b>	<b>70</b>

**Table 12 – Number of Households Served**



## **CR-25 - Homeless and Other Special Needs 91.220(d, e); 91.320(d, e); 91.520(c)**

**Evaluate the jurisdiction's progress in meeting its specific objectives for reducing and ending homelessness through:**

### **Reaching out to homeless persons (especially unsheltered persons) and assessing their individual needs**

Based on the Point in Time Count conducted in January 2020, there are a total of 2,103 persons experiencing homelessness at any given time in Tarrant and Parker counties. The City of Fort Worth has 1,827. Our system experienced a 4% increase in homelessness compared to 2019 with a large increase (43%) in ~~unsheltered~~unsheltered homelessness.

However, veterans homelessness decreased by 26% and chronic homelessness decreased by 16%

The City partners with Continuum of Care agencies that have street outreach teams that serve the Fort Worth area: John Peter Smith Hospital, My Health My Resources of Tarrant County, Veterans Administration, Endeavors, and Hands of Hope. These outreach teams provide services to unsheltered homeless persons to connect them to stable housing. The outreach teams work individually with clients to conduct HUD and ViSPADT assessments in accordance with the Continuum of Care's Coordinated Assessment System. The City created a HOPE team through the Fort Worth Police Department. This team of officers - police and fire - is assigned to an area where emergency shelters and unsheltered homelessness is currently concentrated. The HOPE team can treat medical needs of unsheltered folks. The HOPE team works with street outreach teams to connect people to services and housing.

Recently, there has been a large expansion of outreach services due to new grant funds for MHMR's outreach teams. The City's ESG-CV2 funds expanded capacity to reach unsheltered through funding Day Resource Center and True Worth Place for outreach. This increased capacity will allow the system to improve outreach to unsheltered as well as boost housing outcomes.

### **Addressing the emergency shelter and transitional housing needs of homeless persons**

In order to better serve the unsheltered population, the City of Fort Worth ("City") - through its Directions Home unit - is funding 200 cold weather emergency shelter overflow beds.

The City provides ESG Funding for emergency shelters and homeless service agencies to maintain the core safety net. Agencies receiving ESG funding in the 2020-2021 Action Plan to provide these services include the Presbyterian Night Shelter, Safe Haven of Tarrant County, and True Worth Place (day shelter).

Through ESG-CV2, the City was able to support emergency shelter operations with additional funds for Presbyterian Night Shelter of Tarrant County and True Worth Place.

Through CDBG funding, the City funds case management at Presbyterian Night Shelter as a resource to quickly connect clients with housing.

**Helping low-income individuals and families avoid becoming homeless, especially extremely low-income individuals and families and those who are: likely to become homeless after being discharged from publicly funded institutions and systems of care (such as health care facilities, mental health facilities, foster care and other youth facilities, and corrections programs and institutions); and, receiving assistance from public or private agencies that address housing, health, social services, employment, education, or youth needs**

It is a City goal that any sub-recipient receiving federal funds to benefit homeless persons and persons at risk of homelessness will not discharge any person without conducting a risk assessment and making appropriate referrals to other community resources.

The CoC encourages homeless service agencies and other organizations which serve homeless and at-risk populations to develop and implement discharge plans that comply with the following general guidelines:

- Clients exiting a shelter and/or transitional housing program should be exited to stable housing, meaning to a decent, safe, and sanitary place meant for human habitation with a rent or mortgage that is affordable for the client at the time of exit.
- For clients exiting the shelter and/or program due to program non-compliance, agency staff should make every effort to ensure that the client is not discharged into homelessness; documentation of efforts must be maintained in the HMIS system on a HUD Exit Assessment form or equivalent.
- For clients receiving financial assistance prior to exit, agency staff should complete an assessment based on currently available income data. The purpose of this assessment is to determine whether stable housing will be maintained as a result of an income-producing job and/or other consistent financial resources. Fort Worth's HUD-funded homeless programs make every effort to comply with the above guidelines.

With regular ESG funding, the City of Fort Worth provides funding for homelessness prevention through The Salvation Army. There is a preference for serving formerly homeless households. This is a best practice acknowledging the only predictor of homelessness is a prior episode of homelessness.

In order to prevent eviction due to COVID, the City used ESG-CV1 to fund several agencies offering emergency rental assistance: Housing Channel, Center for Transforming Lives, Family Pathfinders of Tarrant County, Tarrant County Samaritan Housing, Inc. and The Salvation Army.

Through ESG-CV2, the City funded Cornerstone Assistance Network and Safe Haven of Tarrant County for homeless prevention.

**Helping homeless persons (especially chronically homeless individuals and families, families with children, veterans and their families, and unaccompanied youth) make the transition to permanent housing and independent living, including shortening the period of time that individuals and families experience homelessness, facilitating access for homeless individuals and families to affordable housing units, and preventing individuals and families who were recently homeless from becoming homeless again**

## **Chronically homeless**

The City is committed to reducing chronic homelessness. The City was able to use \$9.3 million of Coronavirus Relief Funds to facilitate the purchase of a hotel which was then converted into 119 units of permanent supportive housing for people with COVID-vulnerabilities. The City also supported a new permanent supportive housing project with 48 units through its Housing Finance Corporation and by obtaining matching private foundation grants.

Through its Directions Home program, the City funds case management for 225 permanent supportive housing clients.

## **Families**

The City funded a specific family rapid exit program which was very successful in quickly placing families in housing. This year, there is a general rapid exit program and families are eligible. Because many families exit homelessness through rapid rehousing, the substantial new funding for rapid rehousing programs will continue to assist families exit homelessness quickly.

All the City's ESG-CV1 funds were used to fund rapid rehousing programs at Presbyterian Night Shelter of Tarrant County Inc. and Center for Transforming Lives. In addition, Center for Transforming Lives received regular ESG funding for rapid rehousing.

For ESG-CV2, the City funded rapid rehousing programs at four agencies: Presbyterian Night Shelter, The Salvation Army, Safe Haven of Tarrant County, and Center for Transforming Lives.

## **Veterans**

Our system received additional Support Services for Veterans Families funds due to COVID. Previously, the City created a fund specifically for veterans in conjunction with a community wide 100 day challenge to house veterans.

## **Unaccompanied Youth**

The City's Directions Home unit oversees a grant specifically for youth ages 18-24 from Texas Department of Housing and Community Affairs. This grant is used for rapid rehousing homeless youth. Previously, the City created a fund specifically for youth in conjunction with a community wide 100 day challenge to house youth.

The City also provides general fund dollars for administration of the Continuum of Care by Tarrant County Homeless Coalition (HUD lead agency), which works to improve coordination and planning in the local homeless service system.

The City provides matching funds for navigators to help clients quickly locate units. Directions Home funds the Direct Client Service Fund that assists individuals with deposit, administrative fees, and rent to quickly housed individuals that have income and need assistance to obtain housing.

## **CR-30 - Public Housing 91.220(h); 91.320(j)**

### **Actions taken to address the needs of public housing**

The City will continue to provide certifications of consistency with the Consolidated Plan for Fort Worth Housing Solutions projects and proposals and will continue to support FWHS efforts to obtain funds to expand affordable housing options. In recent years, FWHS has converted the majority of its public housing units to units dispersed throughout Fort Worth under the U.S. Department of Housing and Urban Development's (HUD) Rental Assistance Demonstration program.

Additionally, the City of Fort Worth continues to support FWHS revitalization efforts proposed for the Stop Six Choice Neighborhood Transformation Plan, which includes the former J.A. Cavile Place public housing site, as well as planning efforts regarding redevelopment of the former Butler Place public housing community. Participation in these projects supports the financial stability of FWHS and provides assisted housing residents with more options and opportunities to locate affordable rental units in what is currently a highly competitive rental market.

### **Actions taken to encourage public housing residents to become more involved in management and participate in homeownership**

The City works closely with FWHS to provide homeownership programs for FWHS housing clients. Fort Worth's Neighborhood Services Department offers FWHS residents assistance through the Homebuyer Assistance Program as well as homeownership counseling.

### **Actions taken to provide assistance to troubled PHAs**

Fort Worth Housing Solutions is not designated as troubled; therefore, this section does not apply.

## **CR-35 - Other Actions 91.220(j)-(k); 91.320(i)-(j)**

### **Actions taken to remove or ameliorate the negative effects of public policies that serve as barriers to affordable housing such as land use controls, tax policies affecting land, zoning ordinances, building codes, fees and charges, growth limitations, and policies affecting the return on residential investment. 91.220 (j); 91.320 (i)**

Fort Worth maintains its commitment to preserve and maintain the existing stock of affordable housing. In addition, the City is committed to increasing the stock of affordable housing. A review of federal regulations and requirements and local building codes did not reveal any obvious issues that would discourage the development of affordable housing. There appears to be no significant barriers to affordable housing with regard to public policy. However, because of rising construction costs, the ability to finance developments that would serve families with incomes of less than 80 percent of AMI is becoming increasingly difficult, which continues to be a challenge currently. Most of these projects require assistance either through federal funds or low income housing tax credits, and the competition for these dollars is becoming more competitive. In addition, the lack of efficient public transportation throughout the city limits the ability to develop affordable housing in all areas of the city without also increasing barriers to

employment opportunities for protected classes.

In accordance with commitments made in its Consolidated Plan, the City of Fort Worth continues to implement measures to make housing more affordable and minimize any cost-increasing effects of regulatory policies through maintaining local Neighborhood Empowerment Zones as authorized by Texas state law where incentives including tax abatement and development fee waivers can be offered to developers to promote affordable housing and economic development.

The City Council has adopted an amendment to its incentive policy to require that all developments that contain rental housing have at least 20% affordable units, or the developer can pay \$200 per year for each affordable unit not developed. The City plans to use the funds generated to develop mixed income housing in areas in need of affordable units. This policy affects projects that do not contain federal funds; for federally assisted projects, the City will continue to follow federal regulations.

City staff participated in numerous housing fairs and forums to provide information to the community.

The City also seeks additional funding sources for housing rehabilitation through the state Weatherization Assistance Program, the HUD Lead Hazard Reduction Demonstration Grant Program, and the Low-Income Housing Tax Credit Program.

#### **Actions taken to address obstacles to meeting underserved needs. 91.220(k); 91.320(j)**

The primary obstacle to meeting underserved needs is limited federal and local funding. The needs of the community are greater than the available local and federal funds. This challenge is growing as the City grows in population and market forces decrease the availability of affordable housing units. The City has developed partnerships and will continue to seek partnerships with developers in order to apply for more tax credit applications and other grants. The City required sub-recipients of grant funds to leverage funds from other funding sources for their eligible projects and programs in order to help the federal dollars touch more projects. The City continued to fund the Resource Center on Independent Living (REACH Project Ramp) program which provides ramps and grab bars to low- and moderate-income residents. The City has also utilized its Community Action Partners (CAP) to further reach and inform target populations of all services provided through Federal and State funding. In addition, the City required projects that received residential accessibility concerns through its Reasonable Accommodation Ordinance, which lays out specific procedures by which disabled persons can request reasonable accommodation when seeking land use or development permits.

#### **Actions taken to reduce lead-based paint hazards. 91.220(k); 91.320(j)**

In 2020, Fort Worth was awarded a fourth Lead Hazard Reduction Grant from the Office of Healthy Homes and Lead Hazard Control (OHHLHC) in the amount of \$4,700,000.00 of lead hazard control funds. The purpose of the grant is to identify and control lead-based paint hazards in eligible privately owned and rental housing. The award will be matched with \$750,000.00 in CDBG funds. The resulting Lead Safe Program (LSP) focuses on prevention and reduction of childhood lead poisoning for low-income families with children under six years of age, living in pre-1978 housing. The City has integrated the LSP into all of its

housing rehabilitation activities. The program has set goals to clear lead hazards from 215 housing units (45 units per year). The program as set a goal of 230 inspections of housing units to determine the presence of lead-based paint hazards per year of the grant.

**Actions taken to reduce the number of poverty-level families. 91.220(k); 91.320(j)**

The City focused efforts to address poverty by supporting employment, transportation, and training programs to improve the academic, basic, and technical skills of low-income persons so that they can find jobs or improve their earning capacity, such as the programs operated by Goodwill, Ladder Alliance, and Women's Center, Fort Worth Public Library, the Fort Worth Transportation Authority and various non-profit organizations.

Throughout the Community Services Division of Neighborhood Services, the City provided emergency utility assistance to income-eligible families in financial stress and referred qualifying families for Weatherization repairs on their homes to increase energy efficiency. The City used HUD grant funds to provide urgently needed home repairs such as water heater replacement, plumbing, or gas leak repair, and HVAC repair; and assisted with exterior paint on homes of the elderly, very low-income homeowners. Home repair services were provided by the City through construction contractors or through non-profit housing organizations.

**Actions taken to develop institutional structure. 91.220(k); 91.320(j)**

The Neighborhood Services Department administered grant-based programs aimed at strengthening Fort Worth neighborhoods through community development, affordable housing, and human capital development programs and projects. The City's Housing Finance Corporation continues to participate in the development of affordable housing by partnering with developers on multi-family projects that create more units of affordable workforce housing throughout the city, particularly in neighborhood revitalization or high opportunity areas. In addition, in 2014, the City adopted a policy in which rental housing developers seeking tax abatements or incentives must either ensure that 20 percent of the units produced be affordable or, with Council approval, pay \$200 per unit per year for the term of the incentive to a special fund maintained by the City's Housing Finance Corporation. This special fund will be dedicated to the creation of new affordable housing units for low-and moderate-income families.

**Certificates of Consistency:** During the 2019-2020 reporting period, the City did not approve any Certificates of Consistency with the 2018-2022 Consolidated Plan.

**Actions taken to enhance coordination between public and private housing and social service agencies. 91.220(k); 91.320(j)**

To enhance coordination between public and private housing and social service agencies, the City provided technical assistance to all public service subrecipients listed in each year's Action Plan projects summary, as well as to CHDOs under contract with the City, and to all existing HOME-funded rental projects throughout their affordability periods. City representatives attend regular meetings of the TCHC and CoC, and worked with the FWHS and affordable housing developers on common projects.

**Identify actions taken to overcome the effects of any impediments identified in the jurisdictions analysis of impediments to fair housing choice. 91.520(a)**

NSD staff provided support for the City's Race and Culture Task Force Subcommittee geared towards identifying barriers to services offered throughout Fort Worth. The City also contracted with Housing Channel, a Community Housing Development Organization, to help ensure Affirmatively Furthering Fair Housing obligations were met. Housing Channel provided homebuyer education, foreclosure prevention and training, housing and Fair Housing counseling, marketing and training, education and outreach programs, and centralized housing information center. Throughout the year, the City's Human Relations Unit enforced the Fair Housing Ordinance and the Human Relations Commission administered the Fair Housing complaint process. Review of client demographics for the city's housing programs indicates that City programs are effective in conducting outreach to minority populations.

The Fort Worth Race & Culture Task Force provided its final report in November 2018 with twenty-two (22) recommendations addressing disparities identified across six different areas - criminal justice, economic development, education, health, housing, and education. Three recommendations were provided related to housing:

1. Increase the affordable housing supply for extremely low income renters in order to address disparities in cost burden.
2. Update the City Homebuyer Assistance Program to increase its ability to assist minority homebuyers and increase homebuyer education and housing counseling activities.
3. Increase community outreach efforts to residents making them aware of available Community Assistance Programs (CAP) managed by the City of Fort Worth, including presentations to neighborhood associations, comprehensive neighborhood-based workshops, and creating a centralized database.

**CR-40 - Monitoring 91.220 and 91.230**

**Describe the standards and procedures used to monitor activities carried out in furtherance of the plan and used to ensure long-term compliance with requirements of the programs involved, including minority business outreach and the comprehensive planning requirements**

During the reporting period, ten initial and follow-up on-site monitoring visits were conducted for public service subrecipients receiving CDBG, ESG, and HOPWA funds. In addition, monthly desk reviews of performance and financial reports were conducted. All regulatory requirements were reviewed including income eligibility, administrative and financial requirements, rents, and Fair Housing compliance. Housing Property Standards inspections were made at all 70 Homebuyer Assistance and all HOME rental housing locations. On-site interviews of construction workers were conducted at least monthly to verify Davis-Bacon wage rates at one project – A.D. Marshall Public Safety and Municipal Courts Building. For Minority Business Outreach, the City follows State of Texas and local ordinance requirements to encourage participation in HUD Grant funded projects by publicizing bid opportunities electronically and by promoting MBE participation through its Business Assistance Center (BAC). Comprehensive Planning

Requirements: All HUD funded projects must meet city planning and zoning ordinance requirements in addition to federal standards, and no project is completed without getting appropriate local planning or building official approval.

### **Citizen Participation Plan 91.105(d); 91.115(d)**

#### **Describe the efforts to provide citizens with reasonable notice and an opportunity to comment on performance reports.**

A formal Citizen Participation Plan outlines how citizens provide their input on how federal funds are used for each year's CAPER. The Citizen Participation Plan is available on the City of Fort Worth NSD website at <http://www.fortworthtexas.gov/departments/neighborhoods/services/grants>. Citizens are able to provide their input at public meetings, public hearings, and during the public comment period. The city provides notice to the public regarding the meeting and hearings through publication in the newspapers. In addition, all public meetings are also posted on the city's website. The following opportunities for public comment were provided for this CAPER.

- Public Hearing regarding the Draft 2018-2019 Consolidated Annual Performance and Evaluation Report (CAPER) of CDBG, HOME, ESG and HOPWA funds: December 9, 2020.
- Publication of Public Notice regarding the 15-day Public Comment Period on CAPER held from December 1, 2020 through December 15, 2020, including listing of all projects and programs performance:
  - *Fort Worth Star-Telegram*: November 29, 2020
  - *La Vida News – The Black Voice*: December 3, 2020 through December 9, 2020
  - *La Estrella*: November 28, 2020
  - *Cleburne Times-Review*: November 28, 2020
  - *Weatherford Democrat*: November 28, 2020
  - *Glen Rose Reporter*: November 28, 2020
  - *Hood County News*: November 28, 2020
- Hard copies of plans were delivered to seven (2) City libraries - East Regional, Southwest Regional- and seven (7) community centers - Andrew "Doc" Session, Como, Martin Luther King Jr., Northside, North Tri-Ethnic, Southside, and Worth Heights on November 30, 2020.
- The 2019-2020 CAPER is available on the City website at <http://www.fortworthtexas.gov/departments/neighborhoods/services/grants>.
- NextDoor website

Copies of public notices and relevant materials are attached to this document.



**CR-45 - CDBG 91.520(c)**

**Specify the nature of, and reasons for, any changes in the jurisdiction’s program objectives and indications of how the jurisdiction would change its programs as a result of its experiences.**

During this reporting period, the following Substantial Amendments were made:

Quail Trail New Construction Development – Publication Date: 11/20/19

Gwendolyn C. Gragg Child Development Facility Improvement Project - Publication Date: 04/01/20

Capps Park Facility Improvements - Publication Date: 07/26/20

Palladium Fain Street Apartments – Publication Date: 08/23/20

CARES Act (CDBG-CV/ESG-CV/HOPWA-CV) – Publication Date:05/04/20

CARES Act (ESG-CV2) – Publication Date: 09/06/20

Copies of all Public Notices for the amendments has been included in Attachment section of this document.

**Does this Jurisdiction have any open Brownfields Economic Development Initiative (BEDI) grants?**

No

**[BEDI grantees] Describe accomplishments and program outcomes during the last year.**

**CR-50 - HOME 91.520(d)**

**Include the results of on-site inspections of affordable rental housing assisted under the program to determine compliance with housing codes and other applicable regulations**

Please list those projects that should have been inspected on-site this program year based upon the schedule in §92.504(d). Indicate which of these were inspected and a summary of issues that were detected during the inspection. For those that were not inspected, please indicate the reason and how you will remedy the situation.

The 2019-2020 HOME Property Inspection Report is attached as an uploaded file in this section. It includes a total of twenty-one (21) properties inspected during the program year.

2019- 2020 HOME Property Inspection Report						
	Site	Address	# of HOME Assisted	# of Units Inspected	Source	Comments
1	Beaty Street Apartments	5500 Beaty St	21	5	HOME	5 units failed initial inspection, passed on re-inspection
2	Broadmoor Apartments	2900 Broadmoor	7	4	HOME	all units in compliance
3	Candletree Apartments	7425 S Hulen	11	4	HOME	all units in compliance
4	Columbia at Renaissance	3801 W. G. Daniels	9	4	HOME	all units in compliance
5	Hanraty Place Apartments	800 S. Jennings	11	4	HOME	all units in compliance
6	Harmon Villas	9300 Harmon Rd	3	3	HOME	all units in compliance
7	Hometown @ Matador Ranch	8500 Crowley Rd	10	4	HOME	all units in compliance
8	Hunter Plaza Apartments	605 W 1th St	14	5	HOME	all units in compliance
9	Landings at Marine Creek	4250 old Decatur Rd	10	4	HOME	all units in compliance
10	Lincoln Terrace/ Villas on the Hill	4700 Home St	4	4	HOME	all units in compliance
11	Pavilion @ Samuels	1120 Samuel Ave	4	4	HOME	all units in compliance
12	Pinnacle Place/Lancaster	250 W Lancaster	11	4	HOME	all units in compliance
13	Reserve at Quebec	6655 Calgary Ln	25	6	HOME	all units in compliance
14	Valley @ Cobb Park (Pilgrim Valley)	1704 Roberts	5	4	HOME	all units in compliance
15	Gardens @ Cobb Park (Prince Hall)	1800 Roberts	6	6	HOME	all units in compliance (1 with noted comments)
16	Race St Lofts	2901 Race St	19	6	HOME	all units in compliance
17	Silversage @ Western Center	1900 Western Center	4	4	HOME	all units in compliance( 3 with comments)
18	Terrell Homes	Scattered Sites; office-1220 E Vickery	5	5	HOME	all units in compliance ( with noted comments on all units)
19	VOA Tremont	8017 Calmont	18	6	HOME	all units in compliance
20	Willow Bend Creek	3637 William s Rd.	1	1	HOME	all units in compliance
21	Woodmont Apartments	1029 Oak Grove Rd	14	5	HOME	all units in compliance (4 with comments)

**2019-2020 HOME Property Inspection Report**

**Provide an assessment of the jurisdiction's affirmative marketing actions for HOME units. 92.351(b)**

For the 2019-2020 program year, 447 tenants in 232 HOME assisted units in the portfolio of 21 affordable housing projects that had previously received City development assistance were 58% African-American, 16% Hispanic, and 32% White. Household income data showed that 25% of renters had household at or below 30% AMI, 42% at or below 50% AMI, 19% at or below 60% AMI, and none greater than 80% AMI. These results indicate that the affirmative marketing actions by City HOME projects and programs are effective in serving Fort Worth’s diverse population.

**Refer to IDIS reports to describe the amount and use of program income for projects, including the number of projects and owner and tenant characteristics**

A total of \$75,000 in HOME Program Income was spent during the program year on assisting first-time

homebuyers through the City Homebuyer Assistance Program. 46% of homebuyers had household incomes at or below 60% of area median income; of these homebuyers 34% were Hispanic, 39% were African American, 43% were White, and 14% were Asian.

**Describe other actions taken to foster and maintain affordable housing. 91.220(k) (STATES ONLY: Including the coordination of LIHTC with the development of affordable housing). 91.320(j)**

To foster and maintain existing affordable housing, the City actively partners with Fort Worth Housing Solutions and local housing non-profits on projects to increase the Housing Authority's portfolio of affordable and mixed income developments. The City also seeks additional funding sources for housing rehabilitation and housing development through the HUD Lead Hazard Reduction Program and the Low Income Housing Tax Credit Program. In addition, the City sells tax foreclosed properties to CHDOs and to Habitat for Humanity for the lesser of 20% of Tarrant Appraisal District value or the Constable deed value (as authorized by state law) to promote the development of affordable housing.

## CR-55 - HOPWA 91.520(e)

### Identify the number of individuals assisted and the types of assistance provided

Table for report on the one-year goals for the number of households provided housing through the use of HOPWA activities for: short-term rent, mortgage, and utility assistance payments to prevent homelessness of the individual or family; tenant-based rental assistance; and units provided in housing facilities developed, leased, or operated with HOPWA funds.

<b>Number of Households Served Through:</b>	<b>One-year Goal</b>	<b>Actual</b>
Short-term rent, mortgage, and utility assistance to prevent homelessness of the individual or family	74	92
Tenant-based rental assistance	60	53
Units provided in permanent housing facilities developed, leased, or operated with HOPWA funds	60	60
Units provided in transitional short-term housing facilities developed, leased, or operated with HOPWA funds	0	0

**Table 13 – HOPWA Number of Households Served**

### Narrative

The City contracts with two sponsors to provide HOPWA services. AIDS Outreach Center (AOC) implements a Short-Term Rent, Mortgage, and Utility Assistance program (STRMU) for persons with AIDS that are at risk of homelessness. All clients receiving STRMU or TBRA are also provided with case management and other supportive services such as meals/nutritional services, mental health services, and transportation.

The second HOPWA project sponsor is Tarrant County Samaritan Housing, Inc. This agency receives HOPWA funds for Supportive Services and for Facility Based Housing Assistance. The agency operates a 60-unit Single Room Occupancy facility for homeless or at-risk persons with HIV/AIDS, and also operates a LIHTC apartment complex on behalf of households with HIV positive family members, as well as administering a variety of Tenant-Based Rental Assistance programs funded from sources other than the City of Fort Worth. All clients in city-assisted housing are provided with HOPWA funded supportive services, including personal assistance, housing counseling, case management, employment assistance and training, life skills management, meals/nutritional services, and transportation. The Facility based housing subsidy program assisted 71 persons and supportive services were provided to 112 persons across all agency programs during the program year.

## CR-60 - ESG 91.520(g) (ESG Recipients only)

### ESG Supplement to the CAPER in *e-snaps*

#### For Paperwork Reduction Act

#### 1. Recipient Information—All Recipients Complete

##### Basic Grant Information

Recipient Name	FORT WORTH
Organizational DUNS Number	073170458
EIN/TIN Number	756000528
Identify the Field Office	FT WORTH
Identify CoC(s) in which the recipient or subrecipient(s) will provide ESG assistance	

##### ESG Contact Name

Prefix	Mrs.
First Name	Barbara
Middle Name	
Last Name	Asbury
Title	Compliance and Planning Manager, Neighborhood Services Department

##### ESG Contact Address

Street Address 1	200 Texas Street
City	Fort Worth
State	TX
ZIP Code	76102
Phone Number	817-392-7331
Fax Number	8173927328
Email Address	barbara.asbury@fortworthtexas.gov

##### ESG Secondary Contact

Prefix	Mr
First Name	Victor
Last Name	Turner
Title	Director, Neighborhood Services Department
Phone Number	817-392-8187
Email Address	Victor.Turner@fortworthtexas.gov

#### 2. Reporting Period—All Recipients Complete

Program Year Start Date	10/01/2019
Program Year End Date	09/30/2020

**3a. Subrecipient Form – Complete one form for each subrecipient**

**Subrecipient or Contractor Name**  
**City**  
**State**  
**Zip Code**  
**DUNS Number**  
**Is subrecipient a victim services provider**  
**Subrecipient Organization Type**  
**ESG Subgrant or Contract Award Amount**

## CR-65 - Persons Assisted

### 4. Persons Served

#### 4a. Complete for Homelessness Prevention Activities

Number of Persons in Households	Total
Adults	
Children	
Don't Know/Refused/Other	
Missing Information	
<b>Total</b>	

Table 16 – Household Information for Homeless Prevention Activities

#### 4b. Complete for Rapid Re-Housing Activities

Number of Persons in Households	Total
Adults	
Children	
Don't Know/Refused/Other	
Missing Information	
<b>Total</b>	

Table 17 – Household Information for Rapid Re-Housing Activities

#### 4c. Complete for Shelter

Number of Persons in Households	Total
Adults	
Children	
Don't Know/Refused/Other	
Missing Information	
<b>Total</b>	

Table 18 – Shelter Information

**4d. Street Outreach**

<b>Number of Persons in Households</b>	<b>Total</b>
Adults	
Children	
Don't Know/Refused/Other	
Missing Information	
<b>Total</b>	

**Table 19 – Household Information for Street Outreach**

**4e. Totals for all Persons Served with ESG**

<b>Number of Persons in Households</b>	<b>Total</b>
Adults	
Children	
Don't Know/Refused/Other	
Missing Information	
<b>Total</b>	

**Table 20 – Household Information for Persons Served with ESG**

**5. Gender—Complete for All Activities**

	<b>Total</b>
Male	
Female	
Transgender	
Don't Know/Refused/Other	
Missing Information	
<b>Total</b>	

**Table 21 – Gender Information**



**6. Age—Complete for All Activities**

	<b>Total</b>
Under 18	
18-24	
25 and over	
Don't Know/Refused/Other	
Missing Information	
<b>Total</b>	

**Table 22 – Age Information**

**7. Special Populations Served—Complete for All Activities**

**Number of Persons in Households**

<b>Subpopulation</b>	<b>Total</b>	<b>Total Persons Served – Prevention</b>	<b>Total Persons Served – RRH</b>	<b>Total Persons Served in Emergency Shelters</b>
Veterans				
Victims of Domestic Violence				
Elderly				
HIV/AIDS				
Chronically Homeless				
<b>Persons with Disabilities:</b>				
Severely Mentally Ill				
Chronic Substance Abuse				
Other Disability				
Total (unduplicated if possible)				

**Table 23 – Special Population Served**

**CR-70 – ESG 91.520(g) - Assistance Provided and Outcomes**

**10. Shelter Utilization**

Number of New Units – Rehabbed	
Number of New Units – Conversion	
Total Number of bed - nights available	
Total Number of bed - nights provided	
Capacity Utilization	

**Table 24 – Shelter Capacity**

**11. Project Outcomes Data measured under the performance standards developed in consultation with the CoC(s)**

## CR-75 – Expenditures

### 11. Expenditures

#### 11a. ESG Expenditures for Homelessness Prevention

	Dollar Amount of Expenditures in Program Year		
	2017	2018	2019
Expenditures for Rental Assistance			
Expenditures for Housing Relocation and Stabilization Services - Financial Assistance			
Expenditures for Housing Relocation & Stabilization Services - Services			
Expenditures for Homeless Prevention under Emergency Shelter Grants Program			
<b>Subtotal Homelessness Prevention</b>			

Table 25 – ESG Expenditures for Homelessness Prevention

#### 11b. ESG Expenditures for Rapid Re-Housing

	Dollar Amount of Expenditures in Program Year		
	2017	2018	2019
Expenditures for Rental Assistance			
Expenditures for Housing Relocation and Stabilization Services - Financial Assistance			
Expenditures for Housing Relocation & Stabilization Services - Services			
Expenditures for Homeless Assistance under Emergency Shelter Grants Program			
<b>Subtotal Rapid Re-Housing</b>			

Table 26 – ESG Expenditures for Rapid Re-Housing

#### 11c. ESG Expenditures for Emergency Shelter

	Dollar Amount of Expenditures in Program Year		
	2017	2018	2019
Essential Services			
Operations			
Renovation			
Major Rehab			
Conversion			
<b>Subtotal</b>			

Table 27 – ESG Expenditures for Emergency Shelter

**11d. Other Grant Expenditures**

	<b>Dollar Amount of Expenditures in Program Year</b>		
	<b>2017</b>	<b>2018</b>	<b>2019</b>
Street Outreach			
HMIS			
Administration			

**Table 28 - Other Grant Expenditures**

**11e. Total ESG Grant Funds**

<b>Total ESG Funds Expended</b>	<b>2017</b>	<b>2018</b>	<b>2019</b>

**Table 29 - Total ESG Funds Expended**

**11f. Match Source**

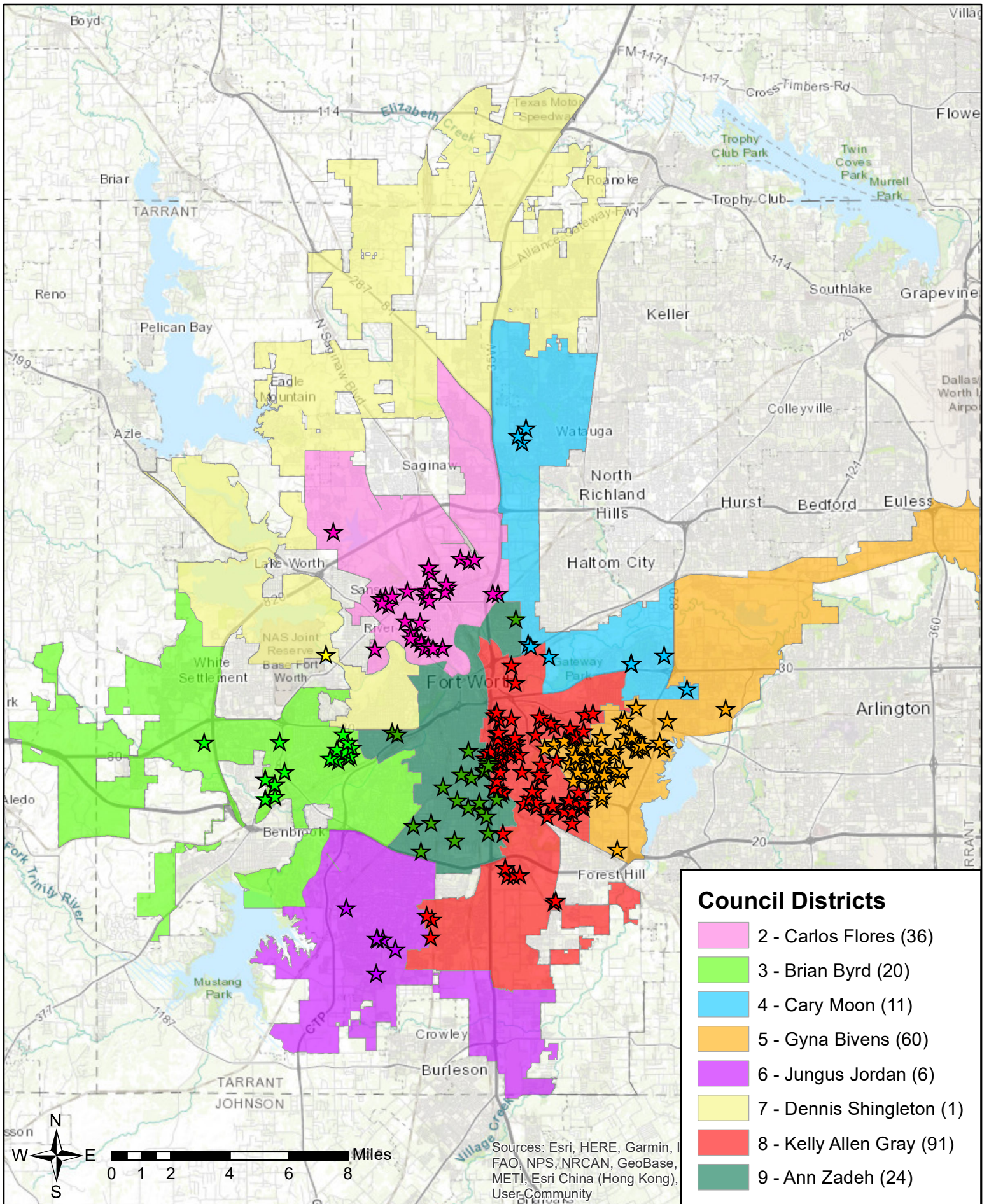
	<b>2017</b>	<b>2018</b>	<b>2019</b>
Other Non-ESG HUD Funds			
Other Federal Funds			
State Government			
Local Government			
Private Funds			
Other			
Fees			
Program Income			
<b>Total Match Amount</b>			

**Table 30 - Other Funds Expended on Eligible ESG Activities**

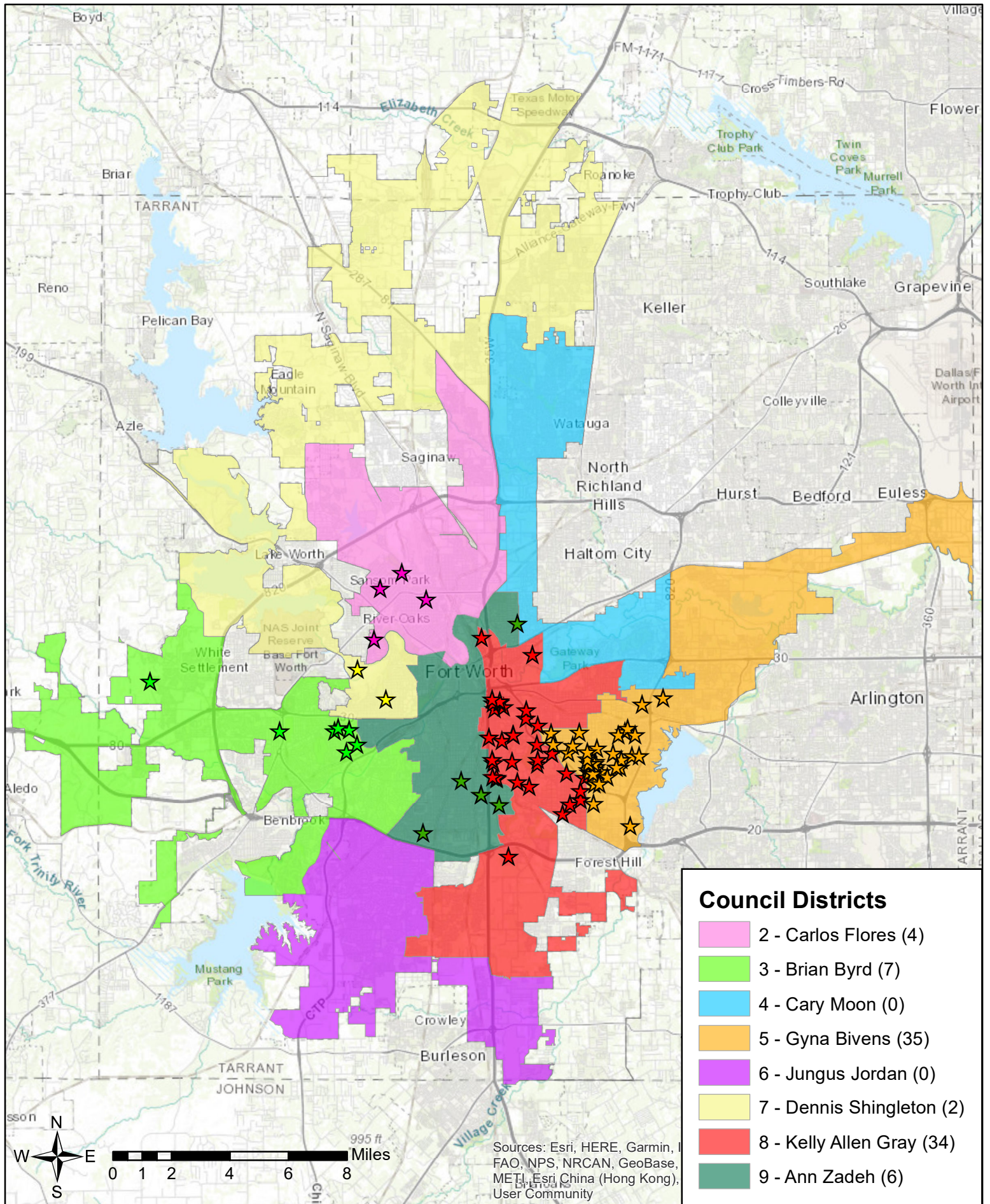
**11g. Total**

<b>Total Amount of Funds Expended on ESG Activities</b>	<b>2017</b>	<b>2018</b>	<b>2019</b>

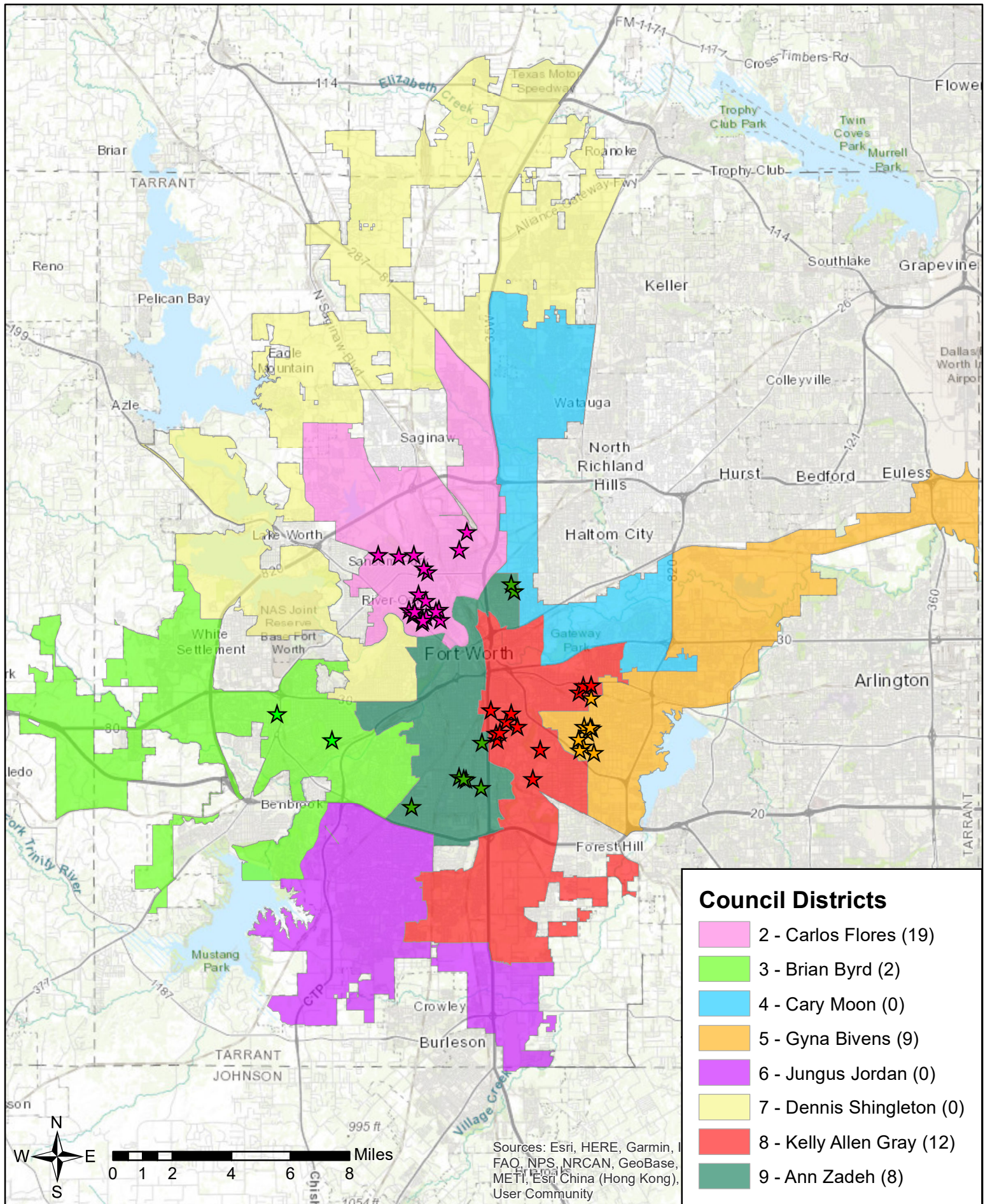
**Table 31 - Total Amount of Funds Expended on ESG Activities**



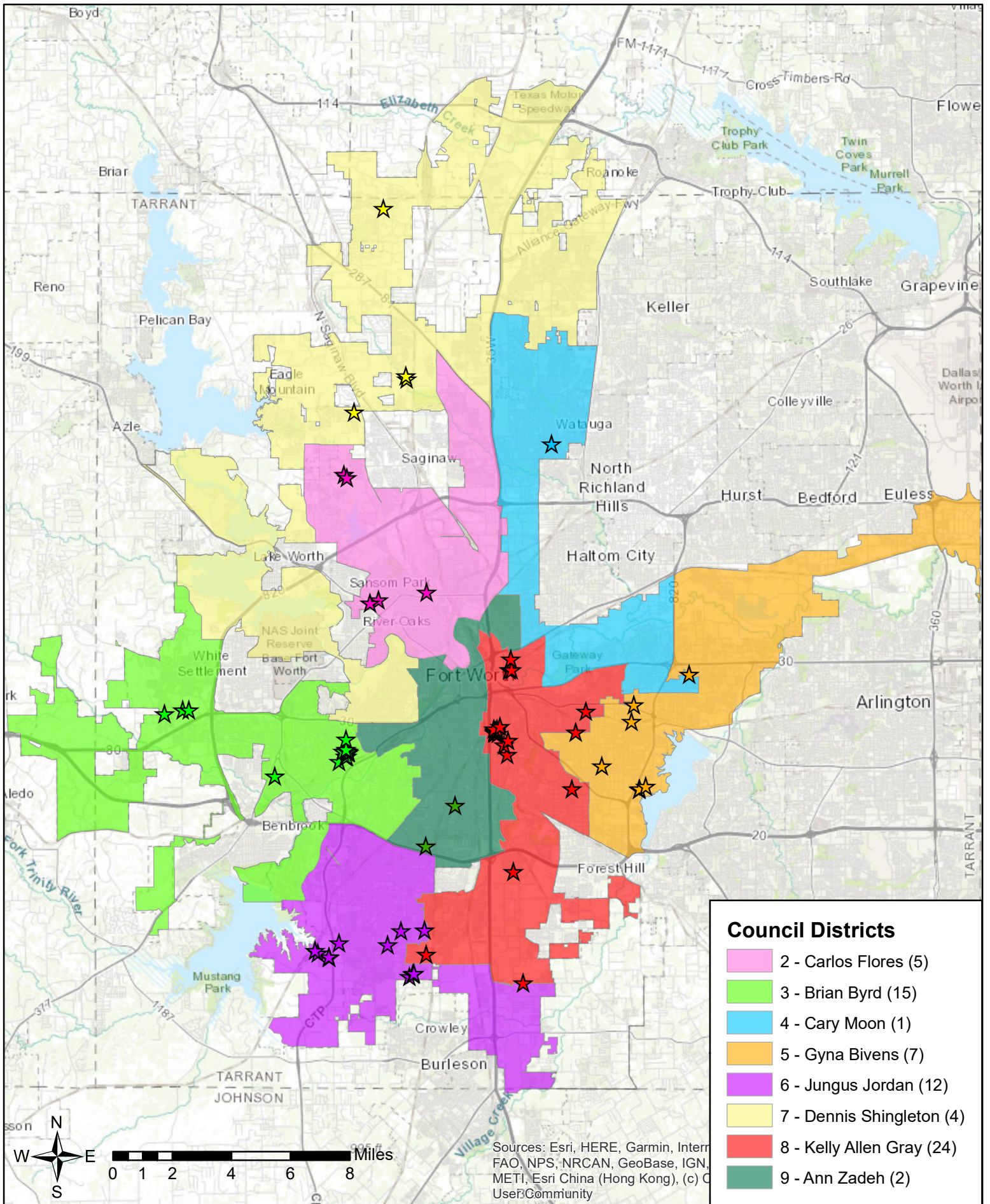
2019 PRP Homes By Council District



2019 CTBU Homes By Council District

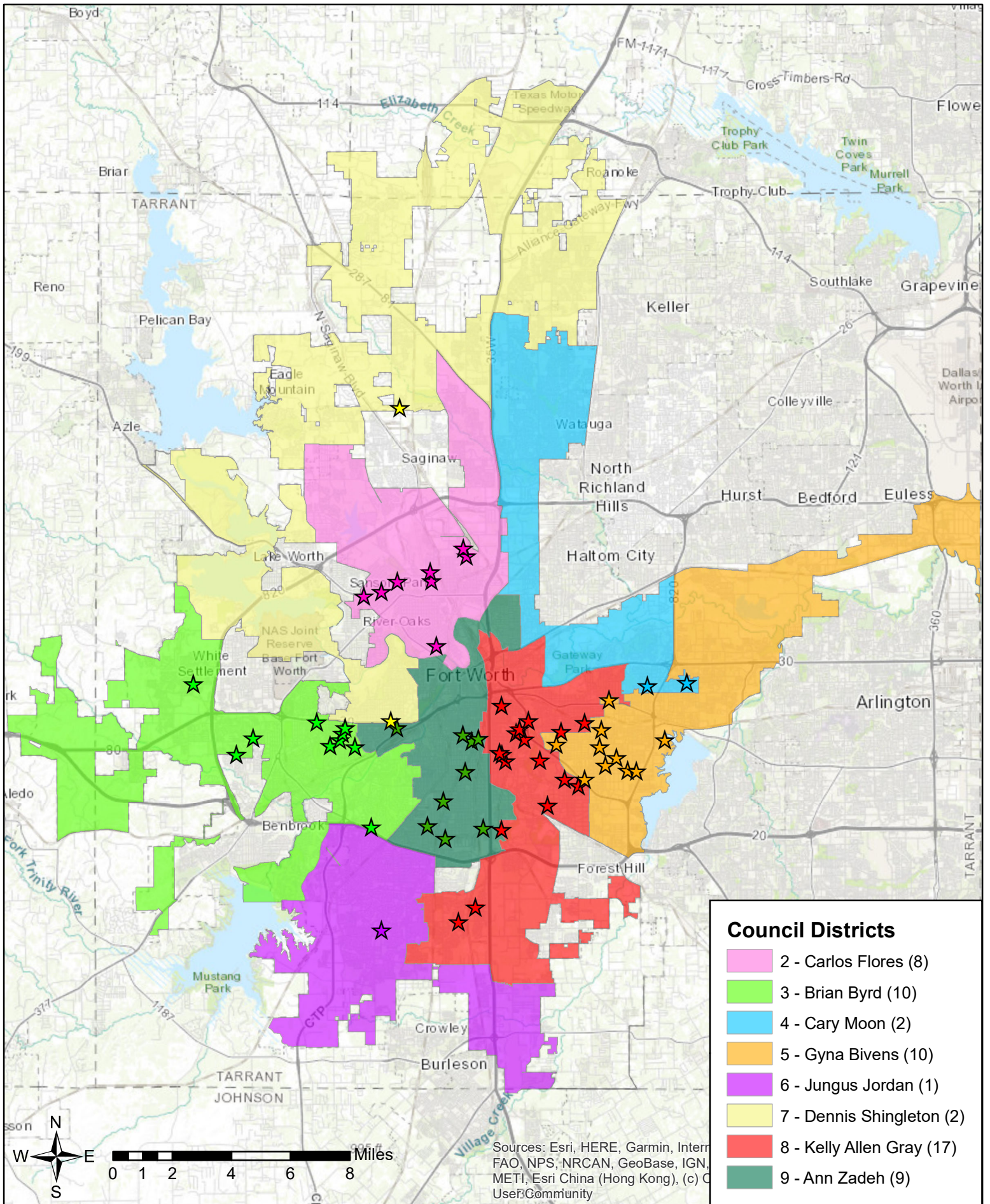


2019 LEAD Homes By Council District

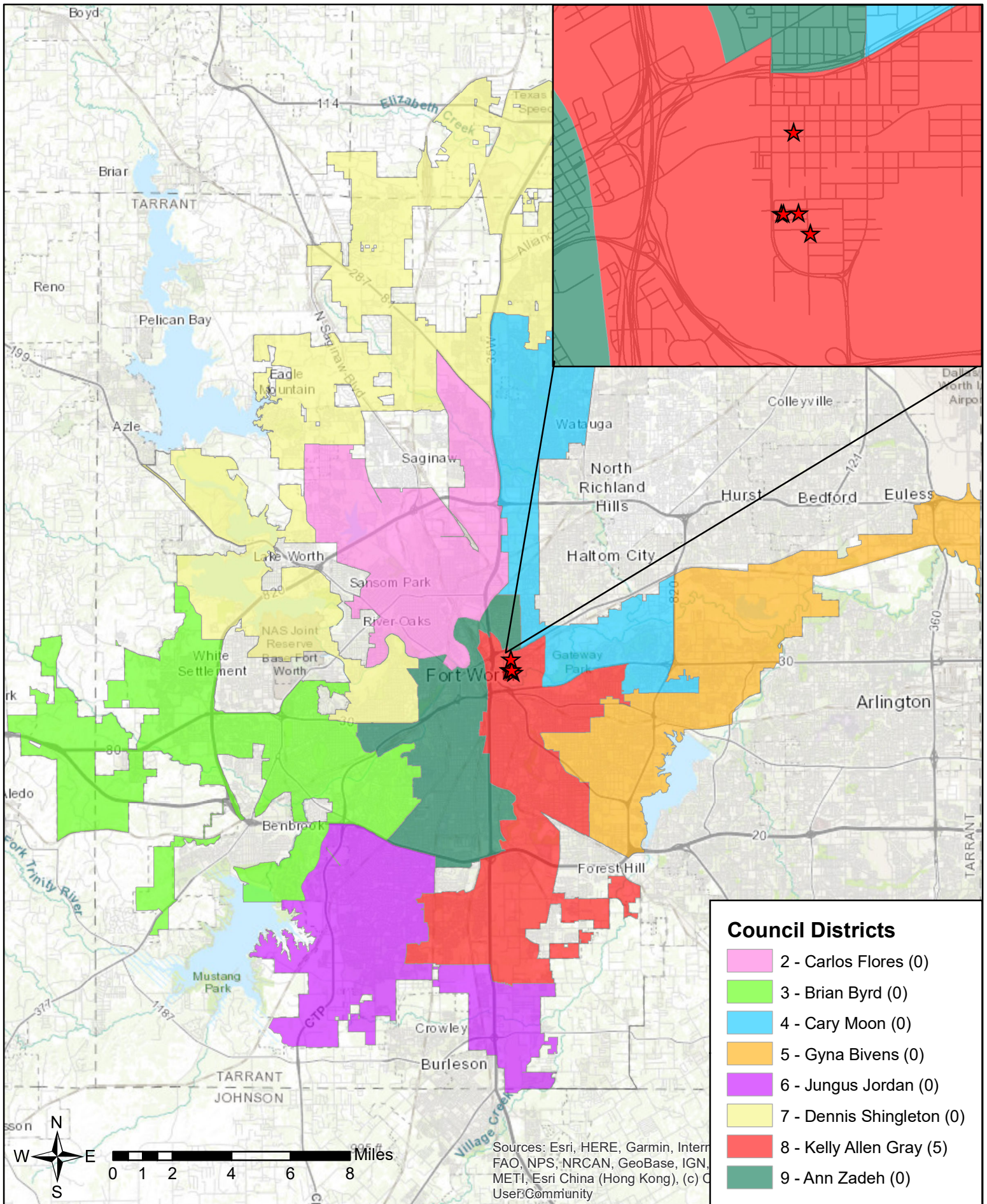


2019 HAPS Homes By Council District

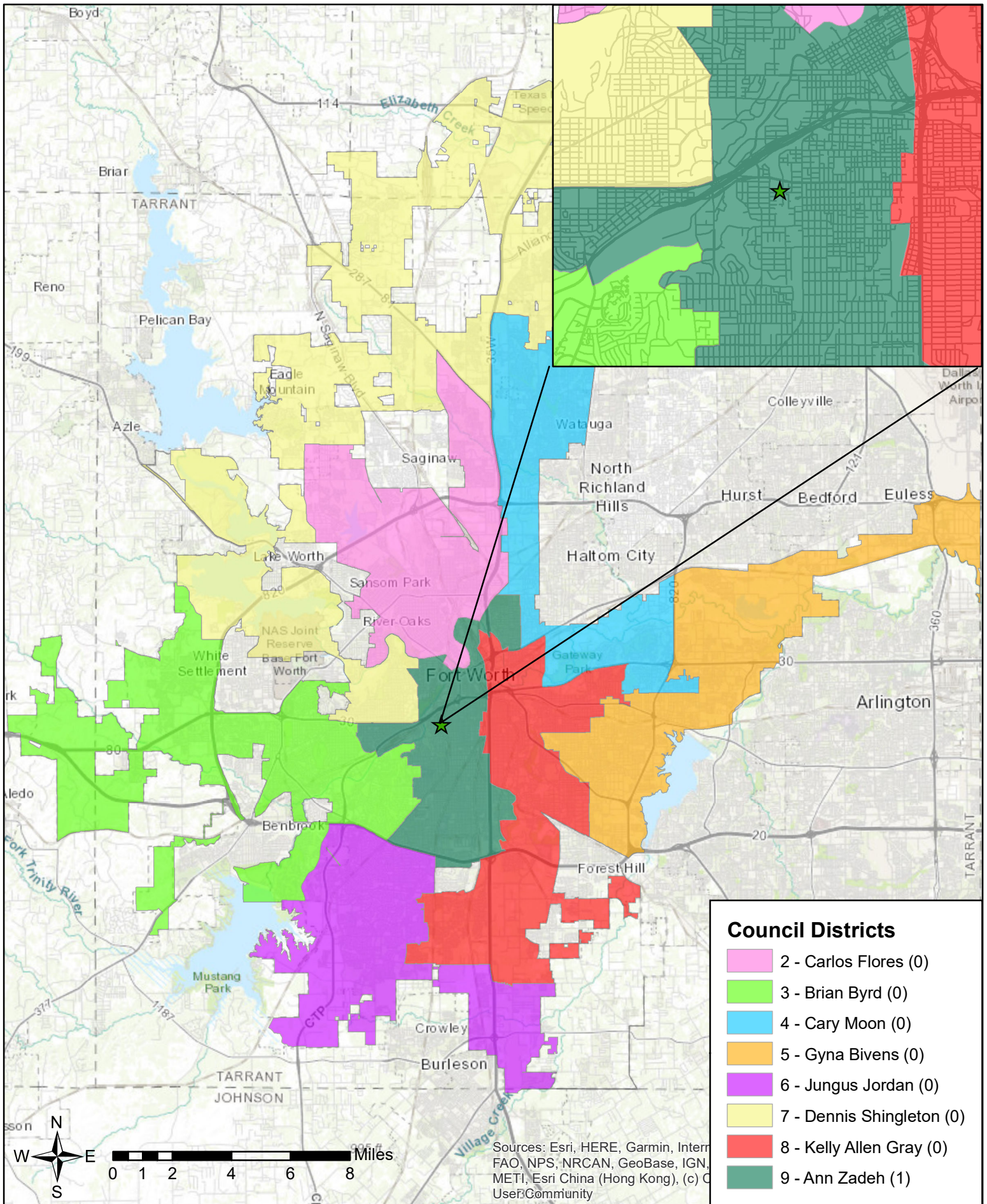




2019 RAMP Homes By Council District



2019 SFH Homes By Council District



2019 MFH Homes By Council District



Office of Community Planning and Development  
 U.S. Department of Housing and Urban Development  
 Integrated Disbursement and Information System  
 PR26 - CDBG Financial Summary Report  
 Program Year 2019  
 FORT WORTH , TX

DATE: 12-16-20  
 TIME: 21:10  
 PAGE: 1

PART I: SUMMARY OF CDBG RESOURCES

01 UNEXPENDED CDBG FUNDS AT END OF PREVIOUS PROGRAM YEAR	7,070,417.80
02 ENTITLEMENT GRANT	7,270,678.00
03 SURPLUS URBAN RENEWAL	0.00
04 SECTION 108 GUARANTEED LOAN FUNDS	0.00
05 CURRENT YEAR PROGRAM INCOME	713,768.04
05a CURRENT YEAR SECTION 108 PROGRAM INCOME (FOR SI TYPE)	0.00
06 FUNDS RETURNED TO THE LINE-OF-CREDIT	0.00
06a FUNDS RETURNED TO THE LOCAL CDBG ACCOUNT	2,169,995.86
07 ADJUSTMENT TO COMPUTE TOTAL AVAILABLE	0.00
08 TOTAL AVAILABLE (SUM, LINES 01-07)	17,224,859.70

PART II: SUMMARY OF CDBG EXPENDITURES

09 DISBURSEMENTS OTHER THAN SECTION 108 REPAYMENTS AND PLANNING/ADMINISTRATION	6,828,742.26
10 ADJUSTMENT TO COMPUTE TOTAL AMOUNT SUBJECT TO LOW/MOD BENEFIT	0.00
11 AMOUNT SUBJECT TO LOW/MOD BENEFIT (LINE 09 + LINE 10)	6,828,742.26
12 DISBURSED IN IDIS FOR PLANNING/ADMINISTRATION	1,165,167.81
13 DISBURSED IN IDIS FOR SECTION 108 REPAYMENTS	740,680.20
14 ADJUSTMENT TO COMPUTE TOTAL EXPENDITURES	0.00
15 TOTAL EXPENDITURES (SUM, LINES 11-14)	8,734,590.27
16 UNEXPENDED BALANCE (LINE 08 - LINE 15)	8,490,269.43

PART III: LOW/MOD BENEFIT THIS REPORTING PERIOD

17 EXPENDED FOR LOW/MOD HOUSING IN SPECIAL AREAS	0.00
18 EXPENDED FOR LOW/MOD MULTI-UNIT HOUSING	0.00
19 DISBURSED FOR OTHER LOW/MOD ACTIVITIES	6,828,742.26
20 ADJUSTMENT TO COMPUTE TOTAL LOW/MOD CREDIT	0.00
21 TOTAL LOW/MOD CREDIT (SUM, LINES 17-20)	6,828,742.26
22 PERCENT LOW/MOD CREDIT (LINE 21/LINE 11)	100.00%

LOW/MOD BENEFIT FOR MULTI-YEAR CERTIFICATIONS

23 PROGRAM YEARS(PY) COVERED IN CERTIFICATION	PY: PY: PY:
24 CUMULATIVE NET EXPENDITURES SUBJECT TO LOW/MOD BENEFIT CALCULATION	0.00
25 CUMULATIVE EXPENDITURES BENEFITING LOW/MOD PERSONS	0.00
26 PERCENT BENEFIT TO LOW/MOD PERSONS (LINE 25/LINE 24)	0.00%

PART IV: PUBLIC SERVICE (PS) CAP CALCULATIONS

27 DISBURSED IN IDIS FOR PUBLIC SERVICES	1,145,486.24
28 PS UNLIQUIDATED OBLIGATIONS AT END OF CURRENT PROGRAM YEAR	0.00
29 PS UNLIQUIDATED OBLIGATIONS AT END OF PREVIOUS PROGRAM YEAR	0.00
30 ADJUSTMENT TO COMPUTE TOTAL PS OBLIGATIONS	0.00
31 TOTAL PS OBLIGATIONS (LINE 27 + LINE 28 - LINE 29 + LINE 30)	1,145,486.24
32 ENTITLEMENT GRANT	7,270,678.00
33 PRIOR YEAR PROGRAM INCOME	394,706.19
34 ADJUSTMENT TO COMPUTE TOTAL SUBJECT TO PS CAP	0.00
35 TOTAL SUBJECT TO PS CAP (SUM, LINES 32-34)	7,665,384.19
36 PERCENT FUNDS OBLIGATED FOR PS ACTIVITIES (LINE 31/LINE 35)	14.94%



Office of Community Planning and Development  
U.S. Department of Housing and Urban Development  
Integrated Disbursement and Information System  
PR26 - CDBG Financial Summary Report  
Program Year 2019  
FORT WORTH , TX

DATE: 12-16-20  
TIME: 21:10  
PAGE: 2

PART V: PLANNING AND ADMINISTRATION (PA) CAP		
37 DISBURSED IN IDIS FOR PLANNING/ADMINISTRATION		1,165,167.81
38 PA UNLIQUIDATED OBLIGATIONS AT END OF CURRENT PROGRAM YEAR		0.00
39 PA UNLIQUIDATED OBLIGATIONS AT END OF PREVIOUS PROGRAM YEAR		0.00
40 ADJUSTMENT TO COMPUTE TOTAL PA OBLIGATIONS		0.00
41 TOTAL PA OBLIGATIONS (LINE 37 + LINE 38 - LINE 39 +LINE 40)		1,165,167.81
42 ENTITLEMENT GRANT		7,270,678.00
43 CURRENT YEAR PROGRAM INCOME		713,768.04
44 ADJUSTMENT TO COMPUTE TOTAL SUBJECT TO PA CAP		0.00
45 TOTAL SUBJECT TO PA CAP (SUM, LINES 42-44)		7,984,446.04
46 PERCENT FUNDS OBLIGATED FOR PA ACTIVITIES (LINE 41/LINE 45)		14.59%



Office of Community Planning and Development  
 U.S. Department of Housing and Urban Development  
 Integrated Disbursement and Information System  
 PR26 - CDBG Financial Summary Report  
 Program Year 2019  
 FORT WORTH , TX

DATE: 12-16-20  
 TIME: 21:10  
 PAGE: 3

LINE 17 DETAIL: ACTIVITIES TO CONSIDER IN DETERMINING THE AMOUNT TO ENTER ON LINE 17  
 Report returned no data.

LINE 18 DETAIL: ACTIVITIES TO CONSIDER IN DETERMINING THE AMOUNT TO ENTER ON LINE 18  
 Report returned no data.

LINE 19 DETAIL: ACTIVITIES INCLUDED IN THE COMPUTATION OF LINE 19

Plan Year	IDIS Project	IDIS Activity	Voucher Number	Activity Name	Matrix Code	National Objective	Drawn Amount
2010	3	7013	6390691	North Tri-Ethnic Community Center ADA Improvements {G00057-A01951}	03E	LMA	\$12,877.99
2010	3	7013	6394973	North Tri-Ethnic Community Center ADA Improvements {G00057-A01951}	03E	LMA	\$18,000.00
2010	3	7013	6394974	North Tri-Ethnic Community Center ADA Improvements {G00057-A01951}	03E	LMA	\$54,538.54
2010	3	7013	6394975	North Tri-Ethnic Community Center ADA Improvements {G00057-A01951}	03E	LMA	\$19,429.53
2010	3	7013	6431198	North Tri-Ethnic Community Center ADA Improvements {G00057-A01951}	03E	LMA	\$7,950.62
2010	3	7013	6433280	North Tri-Ethnic Community Center ADA Improvements {G00057-A01951}	03E	LMA	\$143,499.06
2010	3	7013	6433281	North Tri-Ethnic Community Center ADA Improvements {G00057-A01951}	03E	LMA	\$30,666.90
2014	29	7046	6394971	Northside Community Center--ADA Improvements {G00057-A01950}	03E	LMA	\$49,623.02
2014	29	7046	6394972	Northside Community Center--ADA Improvements {G00057-A01950}	03E	LMA	\$3,883.79
2014	29	7046	6433277	Northside Community Center--ADA Improvements {G00057-A01950}	03E	LMA	\$82,564.99
2014	29	7046	6433278	Northside Community Center--ADA Improvements {G00057-A01950}	03E	LMA	\$6,449.46
2017	7	7313	6336896	A.D. Marshall Public Safety and Municipal Courts Building ADA Improvements {100621 & 101217-A01946}	03E	LMC	\$214,650.04
2017	7	7313	6339901	A.D. Marshall Public Safety and Municipal Courts Building ADA Improvements {100621 & 101217-A01946}	03E	LMC	\$65,696.30
2017	7	7313	6345853	A.D. Marshall Public Safety and Municipal Courts Building ADA Improvements {100621 & 101217-A01946}	03E	LMC	\$60,670.80
2017	7	7313	6391401	A.D. Marshall Public Safety and Municipal Courts Building ADA Improvements {100621 & 101217-A01946}	03E	LMC	\$101,064.19
2017	7	7313	6420040	A.D. Marshall Public Safety and Municipal Courts Building ADA Improvements {100621 & 101217-A01946}	03E	LMC	\$132,167.71
2017	7	7313	6428189	A.D. Marshall Public Safety and Municipal Courts Building ADA Improvements {100621 & 101217-A01946}	03E	LMC	\$52,473.89
2017	25	7163	6382201	17-18 Worth Heights Community Center--ADA Improvements {101217,102361,G00037-991947,A01952,9919Q2}	03E	LMA	\$155,629.00
2017	25	7163	6382617	17-18 Worth Heights Community Center--ADA Improvements {101217,102361,G00037-991947,A01952,9919Q2}	03E	LMA	\$8,359.71
2017	25	7163	6382621	17-18 Worth Heights Community Center--ADA Improvements {101217,102361,G00037-991947,A01952,9919Q2}	03E	LMA	\$5,803.97
2017	25	7163	6390699	17-18 Worth Heights Community Center--ADA Improvements {101217,102361,G00037-991947,A01952,9919Q2}	03E	LMA	\$287,174.36
2017	25	7163	6394976	17-18 Worth Heights Community Center--ADA Improvements {101217,102361,G00037-991947,A01952,9919Q2}	03E	LMA	\$65,650.63
2017	25	7163	6394977	17-18 Worth Heights Community Center--ADA Improvements {101217,102361,G00037-991947,A01952,9919Q2}	03E	LMA	\$70,775.00
2017	25	7163	6397470	17-18 Worth Heights Community Center--ADA Improvements {101217,102361,G00037-991947,A01952,9919Q2}	03E	LMA	\$188,821.05
2017	25	7163	6413772	17-18 Worth Heights Community Center--ADA Improvements {101217,102361,G00037-991947,A01952,9919Q2}	03E	LMA	\$131,174.54
2017	25	7163	6433282	17-18 Worth Heights Community Center--ADA Improvements {101217,102361,G00037-991947,A01952,9919Q2}	03E	LMA	\$16,721.95
2019	5	7387	6431202	19-20 Southside Community Center--ADA Improvements {102361-A01953}	03E	LMA	\$34,250.00
					03E	Matrix Code	\$2,020,567.04
2015	7	7442	6394313	Capps Park Improvements {G00037,G00259,100000-A01923}	03F	LMA	\$16,136.62
2015	7	7442	6433276	Capps Park Improvements {G00037,G00259,100000-A01923}	03F	LMA	\$1,560.00
2016	7	7341	6391403	South Z Boaz Improvements Project {100621-A01922}	03F	LMA	\$26,380.00
2016	7	7341	6394970	South Z Boaz Improvements Project {100621-A01922}	03F	LMA	\$18,265.61
2016	7	7341	6433274	South Z Boaz Improvements Project {100621-A01922}	03F	LMA	\$3,460.00
2018	12	7422	6433275	18-19 Bunche Park Improvements {101785-991914}	03F	LMA	\$29,261.81
					03F	Matrix Code	\$95,064.04



Office of Community Planning and Development  
 U.S. Department of Housing and Urban Development  
 Integrated Disbursement and Information System  
 PR26 - CDBG Financial Summary Report  
 Program Year 2019  
 FORT WORTH , TX

DATE: 12-16-20  
 TIME: 21:10  
 PAGE: 4

Plan Year	IDIS Project	IDIS Activity	Voucher Number	Activity Name	Matrix Code	National Objective	Drawn Amount
2015	7	7363	6382649	15-16 West Cantey Street and Sidewalk Improvements {G00037 and 100000-A01958}	03K	LMA	\$171,861.77
2015	7	7363	6390649	15-16 West Cantey Street and Sidewalk Improvements {G00037 and 100000-A01958}	03K	LMA	\$8,406.37
2015	7	7363	6407996	15-16 West Cantey Street and Sidewalk Improvements {G00037 and 100000-A01958}	03K	LMA	\$3,441.61
2015	7	7363	6416563	15-16 West Cantey Street and Sidewalk Improvements {G00037 and 100000-A01958}	03K	LMA	\$37,832.80
2015	7	7363	6433272	15-16 West Cantey Street and Sidewalk Improvements {G00037 and 100000-A01958}	03K	LMA	\$3,224.18
2015	7	7363	6433273	15-16 West Cantey Street and Sidewalk Improvements {G00037 and 100000-A01958}	03K	LMA	\$2,137.50
2018	5	7343	6355062	18-19 Daniel Street Sidewalk and Street Improvements {101785-A0192}	03K	LMA	\$36,835.06
2018	5	7343	6382642	18-19 Daniel Street Sidewalk and Street Improvements {101785-A0192}	03K	LMA	\$116,816.75
2018	5	7343	6433271	18-19 Daniel Street Sidewalk and Street Improvements {101785-A0192}	03K	LMA	\$9,500.00
2018	5	7344	6343942	18-19 East Morningside Drive Sidewalk and Street Improvements {101785-A0192}	03K	LMA	\$11,474.10
2018	5	7344	6355061	18-19 East Morningside Drive Sidewalk and Street Improvements {101785-A0192}	03K	LMA	\$78,450.24
2018	5	7344	6382641	18-19 East Morningside Drive Sidewalk and Street Improvements {101785-A0192}	03K	LMA	\$4,256.00
2018	5	7344	6433270	18-19 East Morningside Drive Sidewalk and Street Improvements {101785-A0192}	03K	LMA	\$6,650.00
					03K	Matrix Code	\$490,886.38
2014	18	7332	6382656	Lake Como Neighborhood Sidewalks Project	03L	LMA	\$60,232.50
2014	18	7332	6429124	Lake Como Neighborhood Sidewalks Project	03L	LMA	\$26,884.72
2014	18	7332	6433284	Lake Como Neighborhood Sidewalks Project	03L	LMA	\$22,706.39
2018	5	7342	6343891	18-19 Ash Crescent Sidewalk Improvements {101785-A0192}	03L	LMA	\$62,305.99
2018	5	7342	6355059	18-19 Ash Crescent Sidewalk Improvements {101785-A0192}	03L	LMA	\$244,135.18
2018	5	7342	6382640	18-19 Ash Crescent Sidewalk Improvements {101785-A0192}	03L	LMA	\$59,910.33
2018	5	7342	6417274	18-19 Ash Crescent Sidewalk Improvements {101785-A0192}	03L	LMA	\$62,300.29
2018	5	7342	6433268	18-19 Ash Crescent Sidewalk Improvements {101785-A0192}	03L	LMA	\$1,550.87
2018	5	7342	6433269	18-19 Ash Crescent Sidewalk Improvements {101785-A0192}	03L	LMA	\$10,212.50
					03L	Matrix Code	\$550,238.77
2019	10	7399	6340794	19-20 Sixty & Better {102361-991931}	05A	LMC	\$9,168.27
2019	10	7399	6343923	19-20 Sixty & Better {102361-991931}	05A	LMC	\$9,726.29
2019	10	7399	6351082	19-20 Sixty & Better {102361-991931}	05A	LMC	\$11,029.66
2019	10	7399	6362729	19-20 Sixty & Better {102361-991931}	05A	LMC	\$11,486.35
2019	10	7399	6371530	19-20 Sixty & Better {102361-991931}	05A	LMC	\$11,032.26
2019	10	7399	6382282	19-20 Sixty & Better {102361-991931}	05A	LMC	\$6,151.89
2019	10	7399	6405918	19-20 Sixty & Better {102361-991931}	05A	LMC	\$19,391.36
2019	10	7399	6405922	19-20 Sixty & Better {102361-991931}	05A	LMC	\$11,091.99
2019	10	7399	6420012	19-20 Sixty & Better {102361-991931}	05A	LMC	\$10,829.46
2019	10	7399	6420013	19-20 Sixty & Better {102361-991931}	05A	LMC	\$11,900.12
2019	10	7399	6426522	19-20 Sixty & Better {102361-991931}	05A	LMC	\$3,192.35
2019	10	7401	6340747	19-20 Guardianship Services {102361-9919D1}	05A	LMC	\$4,612.26
2019	10	7401	6340754	19-20 Guardianship Services {102361-9919D1}	05A	LMC	\$5,671.14
2019	10	7401	6343928	19-20 Guardianship Services {102361-9919D1}	05A	LMC	\$4,488.27
2019	10	7401	6362741	19-20 Guardianship Services {102361-9919D1}	05A	LMC	\$4,062.43
2019	10	7401	6371538	19-20 Guardianship Services {102361-9919D1}	05A	LMC	\$4,922.94
2019	10	7401	6382344	19-20 Guardianship Services {102361-9919D1}	05A	LMC	\$5,219.72
2019	10	7401	6382355	19-20 Guardianship Services {102361-9919D1}	05A	LMC	\$5,216.23
2019	10	7401	6398429	19-20 Guardianship Services {102361-9919D1}	05A	LMC	\$9,155.35
2019	10	7401	6405689	19-20 Guardianship Services {102361-9919D1}	05A	LMC	\$7,113.98



Office of Community Planning and Development  
 U.S. Department of Housing and Urban Development  
 Integrated Disbursement and Information System  
 PR26 - CDBG Financial Summary Report  
 Program Year 2019  
 FORT WORTH , TX

DATE: 12-16-20  
 TIME: 21:10  
 PAGE: 5

Plan Year	IDIS Project	IDIS Activity	Voucher Number	Activity Name	Matrix Code	National Objective	Drawn Amount
2019	10	7401	6413784	19-20 Guardianship Services {102361-9919D1}	05A	LMC	\$8,366.81
2019	10	7401	6420014	19-20 Guardianship Services {102361-9919D1}	05A	LMC	\$7,386.10
2019	10	7401	6429469	19-20 Guardianship Services {102361-9919D1}	05A	LMC	\$1,753.76
					05A	Matrix Code	\$182,968.99
2019	10	7400	6340756	19-20 Meals On Wheels {102361-991932}	05B	LMC	\$5,808.10
2019	10	7400	6340788	19-20 Meals On Wheels {102361-991932}	05B	LMC	\$5,814.18
2019	10	7400	6344880	19-20 Meals On Wheels {102361-991932}	05B	LMC	\$5,814.18
2019	10	7400	6362731	19-20 Meals On Wheels {102361-991932}	05B	LMC	\$5,707.62
2019	10	7400	6371528	19-20 Meals On Wheels {102361-991932}	05B	LMC	\$4,698.63
2019	10	7400	6382285	19-20 Meals On Wheels {102361-991932}	05B	LMC	\$5,274.72
2019	10	7400	6389908	19-20 Meals On Wheels {102361-991932}	05B	LMC	\$4,608.72
2019	10	7400	6398432	19-20 Meals On Wheels {102361-991932}	05B	LMC	\$4,032.63
2019	10	7400	6402548	19-20 Meals On Wheels {102361-991932}	05B	LMC	\$10,712.61
2019	10	7400	6410990	19-20 Meals On Wheels {102361-991932}	05B	LMC	\$5,834.16
2019	10	7400	6429445	19-20 Meals On Wheels {102361-991932}	05B	LMC	\$5,853.63
2019	10	7400	6429446	19-20 Meals On Wheels {102361-991932}	05B	LMC	\$5,840.82
					05B	Matrix Code	\$70,000.00
2019	8	7393	6340758	19-20 United Community Centers Center {102361-991930}	05D	LMC	\$11,741.75
2019	8	7393	6351068	19-20 United Community Centers Center {102361-991930}	05D	LMC	\$7,926.06
2019	8	7393	6352362	19-20 United Community Centers Center {102361-991930}	05D	LMC	\$3,427.25
2019	8	7393	6362733	19-20 United Community Centers Center {102361-991930}	05D	LMC	\$7,479.56
2019	8	7393	6371531	19-20 United Community Centers Center {102361-991930}	05D	LMC	\$8,226.75
2019	8	7393	6389911	19-20 United Community Centers Center {102361-991930}	05D	LMC	\$8,598.75
2019	8	7393	6398423	19-20 United Community Centers Center {102361-991930}	05D	LMC	\$740.35
2019	8	7393	6405691	19-20 United Community Centers Center {102361-991930}	05D	LMC	\$8,460.73
2019	8	7393	6413785	19-20 United Community Centers Center {102361-991930}	05D	LMC	\$4,360.25
2019	8	7393	6413787	19-20 United Community Centers Center {102361-991930}	05D	LMC	\$6,373.01
2019	8	7393	6413788	19-20 United Community Centers Center {102361-991930}	05D	LMC	\$8,146.60
2019	8	7393	6421651	19-20 United Community Centers Center {102361-991930}	05D	LMC	\$14,075.25
2019	8	7393	6429443	19-20 United Community Centers Center {102361-991930}	05D	LMC	\$2,237.38
2019	8	7393	6429444	19-20 United Community Centers Center {102361-991930}	05D	LMC	\$7,144.00
2019	8	7393	6432280	19-20 United Community Centers Center {102361-991930}	05D	LMC	\$6,739.17
2019	8	7394	6351070	19-20 Camp Fire First Texas - Afterschool Programs {102361-991935}	05D	LMC	\$3,713.29
2019	8	7394	6351071	19-20 Camp Fire First Texas - Afterschool Programs {102361-991935}	05D	LMC	\$3,674.29
2019	8	7394	6351072	19-20 Camp Fire First Texas - Afterschool Programs {102361-991935}	05D	LMC	\$4,251.95
2019	8	7394	6362730	19-20 Camp Fire First Texas - Afterschool Programs {102361-991935}	05D	LMC	\$3,494.97
2019	8	7394	6371526	19-20 Camp Fire First Texas - Afterschool Programs {102361-991935}	05D	LMC	\$3,971.59
2019	8	7394	6382289	19-20 Camp Fire First Texas - Afterschool Programs {102361-991935}	05D	LMC	\$3,668.47
2019	8	7394	6398419	19-20 Camp Fire First Texas - Afterschool Programs {102361-991935}	05D	LMC	\$1,549.88
2019	8	7394	6398436	19-20 Camp Fire First Texas - Afterschool Programs {102361-991935}	05D	LMC	\$2,505.88
2019	8	7394	6405680	19-20 Camp Fire First Texas - Afterschool Programs {102361-991935}	05D	LMC	\$1,590.37
2019	8	7394	6411046	19-20 Camp Fire First Texas - Afterschool Programs {102361-991935}	05D	LMC	\$1,763.09
2019	8	7394	6429473	19-20 Camp Fire First Texas - Afterschool Programs {102361-991935}	05D	LMC	\$8,374.05
2019	8	7394	6432279	19-20 Camp Fire First Texas - Afterschool Programs {102361-991935}	05D	LMC	\$2,160.00





Office of Community Planning and Development  
 U.S. Department of Housing and Urban Development  
 Integrated Disbursement and Information System  
 PR26 - CDBG Financial Summary Report  
 Program Year 2019  
 FORT WORTH , TX

DATE: 12-16-20  
 TIME: 21:10  
 PAGE: 6

Plan Year	IDIS Project	IDIS Activity	Voucher Number	Activity Name	Matrix Code	National Objective	Drawn Amount
2019	9	7397	6343926	19-20 Girls Inc of Tarrant County {102361-991936}	05D	LMC	\$8,765.07
2019	9	7397	6343927	19-20 Girls Inc of Tarrant County {102361-991936}	05D	LMC	\$2,565.29
2019	9	7397	6351075	19-20 Girls Inc of Tarrant County {102361-991936}	05D	LMC	\$5,798.17
2019	9	7397	6362734	19-20 Girls Inc of Tarrant County {102361-991936}	05D	LMC	\$8,275.52
2019	9	7397	6371523	19-20 Girls Inc of Tarrant County {102361-991936}	05D	LMC	\$6,932.20
2019	9	7397	6382318	19-20 Girls Inc of Tarrant County {102361-991936}	05D	LMC	\$6,932.20
2019	9	7397	6401694	19-20 Girls Inc of Tarrant County {102361-991936}	05D	LMC	\$6,932.20
2019	9	7397	6405920	19-20 Girls Inc of Tarrant County {102361-991936}	05D	LMC	\$6,932.20
2019	9	7397	6411035	19-20 Girls Inc of Tarrant County {102361-991936}	05D	LMC	\$6,932.20
2019	9	7397	6413782	19-20 Girls Inc of Tarrant County {102361-991936}	05D	LMC	\$6,932.20
2019	9	7397	6420016	19-20 Girls Inc of Tarrant County {102361-991936}	05D	LMC	\$3,002.75
2019	9	7398	6344876	19-20 Artes de la Rosa - Artes Academy {102361-9919D7}	05D	LMC	\$976.36
2019	9	7398	6344878	19-20 Artes de la Rosa - Artes Academy {102361-9919D7}	05D	LMC	\$487.41
2019	9	7398	6351074	19-20 Artes de la Rosa - Artes Academy {102361-9919D7}	05D	LMC	\$163.49
2019	9	7398	6362742	19-20 Artes de la Rosa - Artes Academy {102361-9919D7}	05D	LMC	\$2,075.68
2019	9	7398	6371543	19-20 Artes de la Rosa - Artes Academy {102361-9919D7}	05D	LMC	\$2,441.72
2019	9	7398	6398440	19-20 Artes de la Rosa - Artes Academy {102361-9919D7}	05D	LMC	\$1,694.51
2019	9	7398	6398442	19-20 Artes de la Rosa - Artes Academy {102361-9919D7}	05D	LMC	\$1,816.04
2019	9	7398	6411048	19-20 Artes de la Rosa - Artes Academy {102361-9919D7}	05D	LMC	\$13,510.37
2019	9	7398	6413780	19-20 Artes de la Rosa - Artes Academy {102361-9919D7}	05D	LMC	\$14,329.58
2019	9	7398	6426554	19-20 Artes de la Rosa - Artes Academy {102361-9919D7}	05D	LMC	\$7,504.84
					05D	Matrix Code	\$261,394.69
2019	6	7388	6343929	19-20 The Ladder Alliance - Employment Training {102361-991922}	05H	LMCSV	\$4,736.57
2019	6	7388	6343931	19-20 The Ladder Alliance - Employment Training {102361-991922}	05H	LMCSV	\$7,145.43
2019	6	7388	6351081	19-20 The Ladder Alliance - Employment Training {102361-991922}	05H	LMCSV	\$4,526.14
2019	6	7388	6362746	19-20 The Ladder Alliance - Employment Training {102361-991922}	05H	LMCSV	\$4,934.44
2019	6	7388	6371535	19-20 The Ladder Alliance - Employment Training {102361-991922}	05H	LMCSV	\$5,816.33
2019	6	7388	6382259	19-20 The Ladder Alliance - Employment Training {102361-991922}	05H	LMCSV	\$5,788.14
2019	6	7388	6402510	19-20 The Ladder Alliance - Employment Training {102361-991922}	05H	LMCSV	\$8,623.02
2019	6	7388	6402524	19-20 The Ladder Alliance - Employment Training {102361-991922}	05H	LMCSV	\$4,607.06
2019	6	7388	6410993	19-20 The Ladder Alliance - Employment Training {102361-991922}	05H	LMCSV	\$6,078.65
2019	6	7388	6413781	19-20 The Ladder Alliance - Employment Training {102361-991922}	05H	LMCSV	\$6,735.92
2019	6	7388	6426558	19-20 The Ladder Alliance - Employment Training {102361-991922}	05H	LMCSV	\$6,169.02
2019	6	7388	6432281	19-20 The Ladder Alliance - Employment Training {102361-991922}	05H	LMCSV	\$4,839.28
2019	6	7389	6351061	19-20 Goodwill - Employment Training {102361-991940}	05H	LMC	\$5,611.67
2019	6	7389	6352365	19-20 Goodwill - Employment Training {102361-991940}	05H	LMC	\$8,179.15
2019	6	7389	6362735	19-20 Goodwill - Employment Training {102361-991940}	05H	LMC	\$5,454.52
2019	6	7389	6362737	19-20 Goodwill - Employment Training {102361-991940}	05H	LMC	\$6,047.95
2019	6	7389	6371539	19-20 Goodwill - Employment Training {102361-991940}	05H	LMC	\$6,106.18
2019	6	7389	6382335	19-20 Goodwill - Employment Training {102361-991940}	05H	LMC	\$6,067.80
2019	6	7389	6398425	19-20 Goodwill - Employment Training {102361-991940}	05H	LMC	\$8,216.98
2019	6	7389	6398427	19-20 Goodwill - Employment Training {102361-991940}	05H	LMC	\$12,206.74
2019	6	7389	6411038	19-20 Goodwill - Employment Training {102361-991940}	05H	LMC	\$8,409.12
2019	6	7389	6414719	19-20 Goodwill - Employment Training {102361-991940}	05H	LMC	\$8,166.78



Office of Community Planning and Development  
 U.S. Department of Housing and Urban Development  
 Integrated Disbursement and Information System  
 PR26 - CDBG Financial Summary Report  
 Program Year 2019  
 FORT WORTH , TX

DATE: 12-16-20  
 TIME: 21:10  
 PAGE: 7

Plan Year	IDIS Project	IDIS Activity	Voucher Number	Activity Name	Matrix Code	National Objective	Drawn Amount
2019	6	7389	6429465	19-20 Goodwill - Employment Training {102361-991940}	05H	LMC	\$7,781.86
2019	6	7389	6429468	19-20 Goodwill - Employment Training {102361-991940}	05H	LMC	\$7,125.67
2019	6	7506	6417287	19-20 Envision Center {102361-9919D3}	05H	LMC	\$4,426.97
2019	6	7506	6428206	19-20 Envision Center {102361-9919D3}	05H	LMC	\$11,881.00
					05H	Matrix Code	\$175,682.39
2019	8	7391	6340760	19-20 AB Christian Learning Center {102361-991925}	05L	LMC	\$14,279.95
2019	8	7391	6340762	19-20 AB Christian Learning Center {102361-991925}	05L	LMC	\$6,473.18
2019	8	7391	6351078	19-20 AB Christian Learning Center {102361-991925}	05L	LMC	\$8,662.50
2019	8	7391	6362750	19-20 AB Christian Learning Center {102361-991925}	05L	LMC	\$5,104.63
2019	8	7391	6368262	19-20 AB Christian Learning Center {102361-991925}	05L	LMC	\$8,551.21
2019	8	7391	6382267	19-20 AB Christian Learning Center {102361-991925}	05L	LMC	\$7,014.99
2019	8	7391	6398446	19-20 AB Christian Learning Center {102361-991925}	05L	LMC	\$6,446.62
2019	8	7391	6398447	19-20 AB Christian Learning Center {102361-991925}	05L	LMC	\$6,177.71
2019	8	7391	6405965	19-20 AB Christian Learning Center {102361-991925}	05L	LMC	\$894.87
2019	8	7391	6420018	19-20 AB Christian Learning Center {102361-991925}	05L	LMC	\$3,597.66
2019	8	7391	6429441	19-20 AB Christian Learning Center {102361-991925}	05L	LMC	\$17,796.68
2019	8	7391	6430462	19-20 AB Christian Learning Center {102361-991925}	05L	LMC	\$17,692.28
2019	8	7392	6362739	19-20 AB Christian Learning Center Freedom School Summer Reading Program {102361-991925}	05L	LMC	\$2,368.30
2019	8	7392	6368402	19-20 AB Christian Learning Center Freedom School Summer Reading Program {102361-991925}	05L	LMC	\$2,260.65
2019	8	7392	6382279	19-20 AB Christian Learning Center Freedom School Summer Reading Program {102361-991925}	05L	LMC	\$753.55
2019	8	7392	6398445	19-20 AB Christian Learning Center Freedom School Summer Reading Program {102361-991925}	05L	LMC	\$2,437.20
2019	8	7392	6405967	19-20 AB Christian Learning Center Freedom School Summer Reading Program {102361-991925}	05L	LMC	\$18,942.90
2019	8	7392	6411025	19-20 AB Christian Learning Center Freedom School Summer Reading Program {102361-991925}	05L	LMC	\$14,521.07
2019	8	7392	6420019	19-20 AB Christian Learning Center Freedom School Summer Reading Program {102361-991925}	05L	LMC	\$23,048.83
					05L	Matrix Code	\$167,024.78
2019	7	7390	6340988	19-20 Housing Channel- Counseling & Foreclosure {102361-991938}	05U	LMC	\$11,093.51
2019	7	7390	6340991	19-20 Housing Channel- Counseling & Foreclosure {102361-991938}	05U	LMC	\$11,129.10
2019	7	7390	6351065	19-20 Housing Channel- Counseling & Foreclosure {102361-991938}	05U	LMC	\$11,895.15
2019	7	7390	6368292	19-20 Housing Channel- Counseling & Foreclosure {102361-991938}	05U	LMC	\$10,319.16
2019	7	7390	6371537	19-20 Housing Channel- Counseling & Foreclosure {102361-991938}	05U	LMC	\$10,481.66
2019	7	7390	6382324	19-20 Housing Channel- Counseling & Foreclosure {102361-991938}	05U	LMC	\$10,215.83
2019	7	7390	6398434	19-20 Housing Channel- Counseling & Foreclosure {102361-991938}	05U	LMC	\$9,830.83
2019	7	7390	6401692	19-20 Housing Channel- Counseling & Foreclosure {102361-991938}	05U	LMC	\$8,727.49
2019	7	7390	6405671	19-20 Housing Channel- Counseling & Foreclosure {102361-991938}	05U	LMC	\$10,060.84
2019	7	7390	6413783	19-20 Housing Channel- Counseling & Foreclosure {102361-991938}	05U	LMC	\$10,348.33
2019	7	7390	6426557	19-20 Housing Channel- Counseling & Foreclosure {102361-991938}	05U	LMC	\$10,387.48
2019	7	7390	6429462	19-20 Housing Channel- Counseling & Foreclosure {102361-991938}	05U	LMC	\$10,325.01
					05U	Matrix Code	\$124,814.39
2019	12	7402	6340796	19-20 Presbyterian Night Shelter {102361-991924}	05Z	LMC	\$13,838.08
2019	12	7402	6340798	19-20 Presbyterian Night Shelter {102361-991924}	05Z	LMC	\$10,899.12
2019	12	7402	6344875	19-20 Presbyterian Night Shelter {102361-991924}	05Z	LMC	\$11,459.72
2019	12	7402	6362727	19-20 Presbyterian Night Shelter {102361-991924}	05Z	LMC	\$18,215.45
2019	12	7402	6371534	19-20 Presbyterian Night Shelter {102361-991924}	05Z	LMC	\$12,127.77
2019	12	7402	6382263	19-20 Presbyterian Night Shelter {102361-991924}	05Z	LMC	\$11,898.14



Office of Community Planning and Development  
 U.S. Department of Housing and Urban Development  
 Integrated Disbursement and Information System  
 PR26 - CDBG Financial Summary Report  
 Program Year 2019  
 FORT WORTH , TX

DATE: 12-16-20  
 TIME: 21:10  
 PAGE: 8

Plan Year	IDIS Project	IDIS Activity	Voucher Number	Activity Name	Matrix Code	National Objective	Drawn Amount
2019	12	7402	6389917	19-20 Presbyterian Night Shelter {102361-991924}	05Z	LMC	\$11,900.28
2019	12	7402	6398433	19-20 Presbyterian Night Shelter {102361-991924}	05Z	LMC	\$11,898.37
2019	12	7402	6414713	19-20 Presbyterian Night Shelter {102361-991924}	05Z	LMC	\$12,227.79
2019	12	7402	6420010	19-20 Presbyterian Night Shelter {102361-991924}	05Z	LMC	\$13,296.90
2019	12	7402	6420011	19-20 Presbyterian Night Shelter {102361-991924}	05Z	LMC	\$11,844.81
2019	12	7402	6429439	19-20 Presbyterian Night Shelter {102361-991924}	05Z	LMC	\$5,994.57
2019	12	7507	6411905	19-20 The Salvation Army- Family Shelter/Case Manager {102361-991923}	05Z	LMC	\$3,348.36
2019	12	7507	6416143	19-20 The Salvation Army- Family Shelter/Case Manager {102361-991923}	05Z	LMC	\$9,131.80
2019	12	7507	6416145	19-20 The Salvation Army- Family Shelter/Case Manager {102361-991923}	05Z	LMC	\$4,513.50
2019	12	7507	6420043	19-20 The Salvation Army- Family Shelter/Case Manager {102361-991923}	05Z	LMC	\$1,006.34
					05Z	Matrix Code	\$163,601.00
2010	75	7101	6339897	Trinity Habitat for Humanity Preserve a Home Program {G00046,100621-991950}	14A	LMH	\$4,842.23
2017	5	7149	6336897	17-18 NSD Priority Repair {101217-991910}	14A	LMH	\$47,861.87
2017	5	7149	6336917	17-18 NSD Priority Repair {101217-991910}	14A	LMH	\$41,319.00
2017	5	7149	6345835	17-18 NSD Priority Repair {101217-991910}	14A	LMH	\$21,342.47
2017	5	7149	6355055	17-18 NSD Priority Repair {101217-991910}	14A	LMH	\$15,313.43
2017	5	7149	6366248	17-18 NSD Priority Repair {101217-991910}	14A	LMH	\$16,878.59
2018	3	7251	6343890	18-19 Cowtown Brush Up - Project {101785-991908}	14A	LMH	\$175,886.39
2018	3	7253	6336920	18-19 NSD Priority Repair {101785-991910}	14A	LMH	\$49,993.74
2018	3	7253	6336923	18-19 NSD Priority Repair {101785-991910}	14A	LMH	\$13,958.40
2018	3	7253	6345832	18-19 NSD Priority Repair {101785-991910}	14A	LMH	\$51,540.69
2018	3	7253	6355051	18-19 NSD Priority Repair {101785-991910}	14A	LMH	\$20,197.01
2018	3	7253	6382634	18-19 NSD Priority Repair {101785-991910}	14A	LMH	\$93,371.29
2018	3	7253	6420042	18-19 NSD Priority Repair {101785-991910}	14A	LMH	\$26,943.25
2019	3	7381	6387946	19-20 Cowtown Brush Up - Project {102361-991908}	14A	LMH	\$5,364.15
2019	3	7381	6387947	19-20 Cowtown Brush Up - Project {102361-991908}	14A	LMH	\$163,526.63
2019	3	7381	6417275	19-20 Cowtown Brush Up - Project {102361-991908}	14A	LMH	\$45,272.52
2019	3	7381	6417278	19-20 Cowtown Brush Up - Project {102361-991908}	14A	LMH	\$2,007.85
2019	3	7381	6417279	19-20 Cowtown Brush Up - Project {102361-991908}	14A	LMH	\$1,040.93
2019	3	7381	6417281	19-20 Cowtown Brush Up - Project {102361-991908}	14A	LMH	\$41,493.22
2019	3	7381	6433285	19-20 Cowtown Brush Up - Project {102361-991908}	14A	LMH	\$5,720.10
2019	3	7382	6336915	19-20 NSD Priority Repair {102361-991910}	14A	LMH	\$618.65
2019	3	7382	6345828	19-20 NSD Priority Repair {102361-991910}	14A	LMH	\$18,695.86
2019	3	7382	6355011	19-20 NSD Priority Repair {102361-991910}	14A	LMH	\$65,061.96
2019	3	7382	6364512	19-20 NSD Priority Repair {102361-991910}	14A	LMH	\$46,586.68
2019	3	7382	6364514	19-20 NSD Priority Repair {102361-991910}	14A	LMH	\$101,549.05
2019	3	7382	6382203	19-20 NSD Priority Repair {102361-991910}	14A	LMH	\$74,695.55
2019	3	7382	6397462	19-20 NSD Priority Repair {102361-991910}	14A	LMH	\$97,360.35
2019	3	7382	6410746	19-20 NSD Priority Repair {102361-991910}	14A	LMH	\$40,965.66
2019	3	7382	6417584	19-20 NSD Priority Repair {102361-991910}	14A	LMH	\$29,172.58
2019	3	7382	6420041	19-20 NSD Priority Repair {102361-991910}	14A	LMH	\$1,258.26
2019	3	7382	6428205	19-20 NSD Priority Repair {102361-991910}	14A	LMH	\$79,883.51
2019	3	7428	6433287	19-20 Trinity Habitat Preserve A Home {G0057, 100621-991950}	14A	LMH	\$28.83
2019	3	7428	6433288	19-20 Trinity Habitat Preserve A Home {G0057, 100621-991950}	14A	LMH	\$6,414.94



Office of Community Planning and Development  
 U.S. Department of Housing and Urban Development  
 Integrated Disbursement and Information System  
 PR26 - CDBG Financial Summary Report  
 Program Year 2019  
 FORT WORTH , TX

DATE: 12-16-20  
 TIME: 21:10  
 PAGE: 9

Plan Year	IDIS Project	IDIS Activity	Voucher Number	Activity Name	Matrix Code	National Objective	Drawn Amount
2019	3	7428	6433289	19-20 Trinity Habitat Preserve A Home {G0057, 100621-991950}	14A	LMH	\$18,616.33
2019	3	7428	6433290	19-20 Trinity Habitat Preserve A Home {G0057, 100621-991950}	14A	LMH	\$48,768.64
2019	3	7428	6433291	19-20 Trinity Habitat Preserve A Home {G0057, 100621-991950}	14A	LMH	\$5,371.45
2019	3	7428	6433292	19-20 Trinity Habitat Preserve A Home {G0057, 100621-991950}	14A	LMH	\$30,287.48
2019	3	7428	6433293	19-20 Trinity Habitat Preserve A Home {G0057, 100621-991950}	14A	LMH	\$3,262.67
2019	3	7428	6433295	19-20 Trinity Habitat Preserve A Home {G0057, 100621-991950}	14A	LMH	\$4,992.50
2019	3	7428	6433296	19-20 Trinity Habitat Preserve A Home {G0057, 100621-991950}	14A	LMH	\$5,449.46
2019	3	7428	6433297	19-20 Trinity Habitat Preserve A Home {G0057, 100621-991950}	14A	LMH	\$51,716.71
2019	3	7428	6433298	19-20 Trinity Habitat Preserve A Home {G0057, 100621-991950}	14A	LMH	\$23,419.39
2019	5	7384	6378531	19-20 REACH, Inc. Project Ramp {102361-991911}	14A	LMH	\$5,020.00
2019	5	7384	6378540	19-20 REACH, Inc. Project Ramp {102361-991911}	14A	LMH	\$12,213.30
2019	5	7384	6378548	19-20 REACH, Inc. Project Ramp {102361-991911}	14A	LMH	\$13,779.44
2019	5	7384	6378551	19-20 REACH, Inc. Project Ramp {102361-991911}	14A	LMH	\$9,851.50
2019	5	7384	6378556	19-20 REACH, Inc. Project Ramp {102361-991911}	14A	LMH	\$5,552.22
2019	5	7384	6393701	19-20 REACH, Inc. Project Ramp {102361-991911}	14A	LMH	\$14,172.50
2019	5	7384	6393735	19-20 REACH, Inc. Project Ramp {102361-991911}	14A	LMH	\$10,990.00
2019	5	7384	6417282	19-20 REACH, Inc. Project Ramp {102361-991911}	14A	LMH	\$11,062.50
2019	5	7384	6417284	19-20 REACH, Inc. Project Ramp {102361-991911}	14A	LMH	\$6,185.00
2019	5	7384	6417285	19-20 REACH, Inc. Project Ramp {102361-991911}	14A	LMH	\$9,567.50
2019	5	7384	6433286	19-20 REACH, Inc. Project Ramp {102361-991911}	14A	LMH	\$1,606.04
					14A	Matrix Code	\$1,698,050.27
2018	2	7252	6382631	18-19 NSD Rehab/Construction Management Program Delivery{101785-991909}	14H	LMC	\$28,892.00
2019	2	7380	6336893	19-20 NSD Rehab/Construction Management Program Delivery{102361-991909}	14H	LMC	\$35,225.83
2019	2	7380	6336912	19-20 NSD Rehab/Construction Management Program Delivery{102361-991909}	14H	LMC	\$31,922.70
2019	2	7380	6345800	19-20 NSD Rehab/Construction Management Program Delivery{102361-991909}	14H	LMC	\$37,841.32
2019	2	7380	6355047	19-20 NSD Rehab/Construction Management Program Delivery{102361-991909}	14H	LMC	\$34,441.10
2019	2	7380	6364509	19-20 NSD Rehab/Construction Management Program Delivery{102361-991909}	14H	LMC	\$36,403.77
2019	2	7380	6373711	19-20 NSD Rehab/Construction Management Program Delivery{102361-991909}	14H	LMC	\$38,843.03
2019	2	7380	6382257	19-20 NSD Rehab/Construction Management Program Delivery{102361-991909}	14H	LMC	\$34,897.43
2019	2	7380	6387945	19-20 NSD Rehab/Construction Management Program Delivery{102361-991909}	14H	LMC	\$33,690.35
2019	2	7380	6397469	19-20 NSD Rehab/Construction Management Program Delivery{102361-991909}	14H	LMC	\$35,031.25
2019	2	7380	6410745	19-20 NSD Rehab/Construction Management Program Delivery{102361-991909}	14H	LMC	\$36,735.30
2019	2	7380	6416566	19-20 NSD Rehab/Construction Management Program Delivery{102361-991909}	14H	LMC	\$35,215.81
2019	2	7380	6428203	19-20 NSD Rehab/Construction Management Program Delivery{102361-991909}	14H	LMC	\$18,600.25
					14H	Matrix Code	\$437,740.14
2017	24	7161	6336899	17-18 Match for Lead Grant {101217-991943}	14I	LMH	\$19,403.22
2017	24	7161	6336916	17-18 Match for Lead Grant {101217-991943}	14I	LMH	\$2,171.00
2017	24	7161	6345837	17-18 Match for Lead Grant {101217-991943}	14I	LMH	\$40,731.37
2017	24	7161	6355049	17-18 Match for Lead Grant {101217-991943}	14I	LMH	\$936.25
2017	24	7161	6382610	17-18 Match for Lead Grant {101217-991943}	14I	LMH	\$25,312.29
2017	24	7161	6382614	17-18 Match for Lead Grant {101217-991943}	14I	LMH	\$56,204.95
2017	24	7161	6417293	17-18 Match for Lead Grant {101217-991943}	14I	LMH	\$25,248.00
2017	24	7161	6417300	17-18 Match for Lead Grant {101217-991943}	14I	LMH	\$17,199.65
2017	24	7161	6417308	17-18 Match for Lead Grant {101217-991943}	14I	LMH	\$55,446.50



Office of Community Planning and Development  
 U.S. Department of Housing and Urban Development  
 Integrated Disbursement and Information System  
 PR26 - CDBG Financial Summary Report  
 Program Year 2019  
 FORT WORTH , TX

DATE: 12-16-20  
 TIME: 21:10  
 PAGE: 10

Plan Year	IDIS Project	IDIS Activity	Voucher Number	Activity Name	Matrix Code	National Objective	Drawn Amount	
					14I	Matrix Code	\$242,653.23	
2019	2	7379	6336892	19-20 Project Delivery for Home Ownership & Housing Services {102361-991906}	14J	LMH	\$11,401.57	
2019	2	7379	6336911	19-20 Project Delivery for Home Ownership & Housing Services {102361-991906}	14J	LMH	\$14,005.20	
2019	2	7379	6345817	19-20 Project Delivery for Home Ownership & Housing Services {102361-991906}	14J	LMH	\$12,760.74	
2019	2	7379	6355029	19-20 Project Delivery for Home Ownership & Housing Services {102361-991906}	14J	LMH	\$12,109.44	
2019	2	7379	6364507	19-20 Project Delivery for Home Ownership & Housing Services {102361-991906}	14J	LMH	\$11,897.47	
2019	2	7379	6373709	19-20 Project Delivery for Home Ownership & Housing Services {102361-991906}	14J	LMH	\$13,041.10	
2019	2	7379	6382254	19-20 Project Delivery for Home Ownership & Housing Services {102361-991906}	14J	LMH	\$12,044.85	
2019	2	7379	6387944	19-20 Project Delivery for Home Ownership & Housing Services {102361-991906}	14J	LMH	\$15,477.05	
2019	2	7379	6397468	19-20 Project Delivery for Home Ownership & Housing Services {102361-991906}	14J	LMH	\$11,833.34	
2019	2	7379	6410744	19-20 Project Delivery for Home Ownership & Housing Services {102361-991906}	14J	LMH	\$11,063.84	
2019	2	7379	6417577	19-20 Project Delivery for Home Ownership & Housing Services {102361-991906}	14J	LMH	\$11,199.42	
2019	2	7379	6428202	19-20 Project Delivery for Home Ownership & Housing Services {102361-991906}	14J	LMH	\$11,222.13	
Total							Matrix Code	\$148,056.15
								\$6,828,742.26

LINE 27 DETAIL: ACTIVITIES INCLUDED IN THE COMPUTATION OF LINE 27

Plan Year	IDIS Project	IDIS Activity	Voucher Number	Activity to prevent, prepare for, and respond to Coronavirus	Activity Name	Grant Number	Fund Type	Matrix Code	National Objective	Drawn Amount
2019	10	7399	6340794	No	19-20 Sixty & Better {102361-991931}	B19MC480010	EN	05A	LMC	\$9,168.27
2019	10	7399	6343923	No	19-20 Sixty & Better {102361-991931}	B19MC480010	EN	05A	LMC	\$9,726.29
2019	10	7399	6351082	No	19-20 Sixty & Better {102361-991931}	B19MC480010	EN	05A	LMC	\$11,029.66
2019	10	7399	6362729	No	19-20 Sixty & Better {102361-991931}	B19MC480010	PI	05A	LMC	\$11,486.35
2019	10	7399	6371530	No	19-20 Sixty & Better {102361-991931}	B19MC480010	PI	05A	LMC	\$11,032.26
2019	10	7399	6382282	No	19-20 Sixty & Better {102361-991931}	B19MC480010	EN	05A	LMC	\$6,151.89
2019	10	7399	6405918	No	19-20 Sixty & Better {102361-991931}	B19MC480010	EN	05A	LMC	\$19,391.36
2019	10	7399	6405922	No	19-20 Sixty & Better {102361-991931}	B19MC480010	EN	05A	LMC	\$11,091.99
2019	10	7399	6420012	No	19-20 Sixty & Better {102361-991931}	B19MC480010	EN	05A	LMC	\$10,829.46
2019	10	7399	6420013	No	19-20 Sixty & Better {102361-991931}	B19MC480010	EN	05A	LMC	\$11,900.12
2019	10	7399	6426522	No	19-20 Sixty & Better {102361-991931}	B19MC480010	EN	05A	LMC	\$3,192.35
2019	10	7401	6340747	No	19-20 Guardianship Services {102361-9919D1}	B19MC480010	EN	05A	LMC	\$4,612.26
2019	10	7401	6340754	No	19-20 Guardianship Services {102361-9919D1}	B19MC480010	EN	05A	LMC	\$5,671.14
2019	10	7401	6343928	No	19-20 Guardianship Services {102361-9919D1}	B19MC480010	EN	05A	LMC	\$4,488.27
2019	10	7401	6362741	No	19-20 Guardianship Services {102361-9919D1}	B19MC480010	PI	05A	LMC	\$4,062.43
2019	10	7401	6371538	No	19-20 Guardianship Services {102361-9919D1}	B19MC480010	PI	05A	LMC	\$4,922.94
2019	10	7401	6382344	No	19-20 Guardianship Services {102361-9919D1}	B19MC480010	EN	05A	LMC	\$5,219.72
2019	10	7401	6382355	No	19-20 Guardianship Services {102361-9919D1}	B19MC480010	EN	05A	LMC	\$5,216.23
2019	10	7401	6398429	No	19-20 Guardianship Services {102361-9919D1}	B19MC480010	EN	05A	LMC	\$9,155.35
2019	10	7401	6405689	No	19-20 Guardianship Services {102361-9919D1}	B19MC480010	EN	05A	LMC	\$7,113.98



Office of Community Planning and Development  
 U.S. Department of Housing and Urban Development  
 Integrated Disbursement and Information System  
 PR26 - CDBG Financial Summary Report  
 Program Year 2019  
 FORT WORTH , TX

DATE: 12-16-20  
 TIME: 21:10  
 PAGE: 11

Plan Year	IDIS Project	IDIS Activity	Voucher Number	Activity to prevent, prepare for, and respond to Coronavirus	Activity Name	Grant Number	Fund Type	Matrix Code	National Objective	Drawn Amount
2019	10	7401	6413784	No	19-20 Guardianship Services {102361-9919D1}	B19MC480010	EN	05A	LMC	\$8,366.81
2019	10	7401	6420014	No	19-20 Guardianship Services {102361-9919D1}	B19MC480010	EN	05A	LMC	\$7,386.10
2019	10	7401	6429469	No	19-20 Guardianship Services {102361-9919D1}	B19MC480010	EN	05A	LMC	\$1,753.76
								05A	Matrix Code	\$182,968.99
2019	10	7400	6340756	No	19-20 Meals On Wheels {102361-991932}	B19MC480010	EN	05B	LMC	\$5,808.10
2019	10	7400	6340788	No	19-20 Meals On Wheels {102361-991932}	B19MC480010	EN	05B	LMC	\$5,814.18
2019	10	7400	6344880	No	19-20 Meals On Wheels {102361-991932}	B19MC480010	EN	05B	LMC	\$5,814.18
2019	10	7400	6362731	No	19-20 Meals On Wheels {102361-991932}	B19MC480010	PI	05B	LMC	\$5,707.62
2019	10	7400	6371528	No	19-20 Meals On Wheels {102361-991932}	B19MC480010	PI	05B	LMC	\$4,698.63
2019	10	7400	6382285	No	19-20 Meals On Wheels {102361-991932}	B19MC480010	EN	05B	LMC	\$5,274.72
2019	10	7400	6389908	No	19-20 Meals On Wheels {102361-991932}	B19MC480010	EN	05B	LMC	\$4,608.72
2019	10	7400	6398432	No	19-20 Meals On Wheels {102361-991932}	B19MC480010	EN	05B	LMC	\$4,032.63
2019	10	7400	6402548	No	19-20 Meals On Wheels {102361-991932}	B19MC480010	EN	05B	LMC	\$10,712.61
2019	10	7400	6410990	No	19-20 Meals On Wheels {102361-991932}	B19MC480010	EN	05B	LMC	\$5,834.16
2019	10	7400	6429445	No	19-20 Meals On Wheels {102361-991932}	B19MC480010	EN	05B	LMC	\$5,853.63
2019	10	7400	6429446	No	19-20 Meals On Wheels {102361-991932}	B19MC480010	EN	05B	LMC	\$5,840.82
								05B	Matrix Code	\$70,000.00
2019	8	7393	6340758	No	19-20 United Community Centers Center {102361-991930}	B19MC480010	EN	05D	LMC	\$11,741.75
2019	8	7393	6351068	No	19-20 United Community Centers Center {102361-991930}	B19MC480010	EN	05D	LMC	\$7,926.06
2019	8	7393	6352362	No	19-20 United Community Centers Center {102361-991930}	B19MC480010	EN	05D	LMC	\$3,427.25
2019	8	7393	6362733	No	19-20 United Community Centers Center {102361-991930}	B19MC480010	PI	05D	LMC	\$7,479.56
2019	8	7393	6371531	No	19-20 United Community Centers Center {102361-991930}	B19MC480010	PI	05D	LMC	\$8,226.75
2019	8	7393	6389911	No	19-20 United Community Centers Center {102361-991930}	B19MC480010	EN	05D	LMC	\$8,598.75
2019	8	7393	6398423	No	19-20 United Community Centers Center {102361-991930}	B19MC480010	EN	05D	LMC	\$740.35
2019	8	7393	6405691	No	19-20 United Community Centers Center {102361-991930}	B19MC480010	EN	05D	LMC	\$8,460.73
2019	8	7393	6413785	No	19-20 United Community Centers Center {102361-991930}	B19MC480010	EN	05D	LMC	\$4,360.25
2019	8	7393	6413787	No	19-20 United Community Centers Center {102361-991930}	B19MC480010	EN	05D	LMC	\$6,373.01
2019	8	7393	6413788	No	19-20 United Community Centers Center {102361-991930}	B19MC480010	EN	05D	LMC	\$8,146.60
2019	8	7393	6421651	No	19-20 United Community Centers Center {102361-991930}	B19MC480010	EN	05D	LMC	\$14,075.25
2019	8	7393	6429443	No	19-20 United Community Centers Center {102361-991930}	B19MC480010	EN	05D	LMC	\$2,237.38
2019	8	7393	6429444	No	19-20 United Community Centers Center {102361-991930}	B19MC480010	EN	05D	LMC	\$7,144.00
2019	8	7393	6432280	No	19-20 United Community Centers Center {102361-991930}	B19MC480010	EN	05D	LMC	\$6,739.17
2019	8	7394	6351070	No	19-20 Camp Fire First Texas - Afterschool Programs {102361-991935}	B19MC480010	EN	05D	LMC	\$3,713.29
2019	8	7394	6351071	No	19-20 Camp Fire First Texas - Afterschool Programs {102361-991935}	B19MC480010	EN	05D	LMC	\$3,674.29
2019	8	7394	6351072	No	19-20 Camp Fire First Texas - Afterschool Programs {102361-991935}	B19MC480010	EN	05D	LMC	\$4,251.95
2019	8	7394	6362730	No	19-20 Camp Fire First Texas - Afterschool Programs {102361-991935}	B19MC480010	PI	05D	LMC	\$3,494.97
2019	8	7394	6371526	No	19-20 Camp Fire First Texas - Afterschool Programs {102361-991935}	B19MC480010	PI	05D	LMC	\$3,971.59
2019	8	7394	6382289	No	19-20 Camp Fire First Texas - Afterschool Programs {102361-991935}	B19MC480010	EN	05D	LMC	\$3,668.47
2019	8	7394	6398419	No	19-20 Camp Fire First Texas - Afterschool Programs {102361-991935}	B19MC480010	EN	05D	LMC	\$1,549.88
2019	8	7394	6398436	No	19-20 Camp Fire First Texas - Afterschool Programs {102361-991935}	B19MC480010	EN	05D	LMC	\$2,505.88
2019	8	7394	6405680	No	19-20 Camp Fire First Texas - Afterschool Programs {102361-991935}	B19MC480010	EN	05D	LMC	\$1,590.37



Office of Community Planning and Development  
 U.S. Department of Housing and Urban Development  
 Integrated Disbursement and Information System  
 PR26 - CDBG Financial Summary Report  
 Program Year 2019  
 FORT WORTH , TX

DATE: 12-16-20  
 TIME: 21:10  
 PAGE: 12

Plan Year	IDIS Project	IDIS Activity	Voucher Number	Activity to prevent, prepare for, and respond to Coronavirus	Activity Name	Grant Number	Fund Type	Matrix Code	National Objective	Drawn Amount
2019	8	7394	6411046	No	19-20 Camp Fire First Texas - Afterschool Programs {102361-991935}	B19MC480010	EN	05D	LMC	\$1,763.09
2019	8	7394	6429473	No	19-20 Camp Fire First Texas - Afterschool Programs {102361-991935}	B19MC480010	EN	05D	LMC	\$8,374.05
2019	8	7394	6432279	No	19-20 Camp Fire First Texas - Afterschool Programs {102361-991935}	B19MC480010	EN	05D	LMC	\$2,160.00
2019	9	7397	6343926	No	19-20 Girls Inc of Tarrant County {102361-991936}	B19MC480010	EN	05D	LMC	\$8,765.07
2019	9	7397	6343927	No	19-20 Girls Inc of Tarrant County {102361-991936}	B19MC480010	EN	05D	LMC	\$2,565.29
2019	9	7397	6351075	No	19-20 Girls Inc of Tarrant County {102361-991936}	B19MC480010	EN	05D	LMC	\$5,798.17
2019	9	7397	6362734	No	19-20 Girls Inc of Tarrant County {102361-991936}	B19MC480010	PI	05D	LMC	\$8,275.52
2019	9	7397	6371523	No	19-20 Girls Inc of Tarrant County {102361-991936}	B19MC480010	PI	05D	LMC	\$6,932.20
2019	9	7397	6382318	No	19-20 Girls Inc of Tarrant County {102361-991936}	B19MC480010	EN	05D	LMC	\$6,932.20
2019	9	7397	6401694	No	19-20 Girls Inc of Tarrant County {102361-991936}	B19MC480010	EN	05D	LMC	\$6,932.20
2019	9	7397	6405920	No	19-20 Girls Inc of Tarrant County {102361-991936}	B19MC480010	EN	05D	LMC	\$6,932.20
2019	9	7397	6411035	No	19-20 Girls Inc of Tarrant County {102361-991936}	B19MC480010	EN	05D	LMC	\$6,932.20
2019	9	7397	6413782	No	19-20 Girls Inc of Tarrant County {102361-991936}	B19MC480010	EN	05D	LMC	\$6,932.20
2019	9	7397	6420016	No	19-20 Girls Inc of Tarrant County {102361-991936}	B19MC480010	EN	05D	LMC	\$3,002.75
2019	9	7398	6344876	No	19-20 Artes de la Rosa - Artes Academy {102361-9919D7}	B19MC480010	EN	05D	LMC	\$976.36
2019	9	7398	6344878	No	19-20 Artes de la Rosa - Artes Academy {102361-9919D7}	B19MC480010	EN	05D	LMC	\$487.41
2019	9	7398	6351074	No	19-20 Artes de la Rosa - Artes Academy {102361-9919D7}	B19MC480010	EN	05D	LMC	\$163.49
2019	9	7398	6362742	No	19-20 Artes de la Rosa - Artes Academy {102361-9919D7}	B19MC480010	PI	05D	LMC	\$2,075.68
2019	9	7398	6371543	No	19-20 Artes de la Rosa - Artes Academy {102361-9919D7}	B19MC480010	PI	05D	LMC	\$2,441.72
2019	9	7398	6398440	No	19-20 Artes de la Rosa - Artes Academy {102361-9919D7}	B19MC480010	EN	05D	LMC	\$1,694.51
2019	9	7398	6398442	No	19-20 Artes de la Rosa - Artes Academy {102361-9919D7}	B19MC480010	EN	05D	LMC	\$1,816.04
2019	9	7398	6411048	No	19-20 Artes de la Rosa - Artes Academy {102361-9919D7}	B19MC480010	EN	05D	LMC	\$13,510.37
2019	9	7398	6413780	No	19-20 Artes de la Rosa - Artes Academy {102361-9919D7}	B19MC480010	EN	05D	LMC	\$14,329.58
2019	9	7398	6426554	No	19-20 Artes de la Rosa - Artes Academy {102361-9919D7}	B19MC480010	EN	05D	LMC	\$7,504.84
									05D Matrix Code	\$261,394.69
2019	6	7388	6343929	No	19-20 The Ladder Alliance - Employment Training {102361-991922}	B19MC480010	EN	05H	LMCSV	\$4,736.57
2019	6	7388	6343931	No	19-20 The Ladder Alliance - Employment Training {102361-991922}	B19MC480010	EN	05H	LMCSV	\$7,145.43
2019	6	7388	6351081	No	19-20 The Ladder Alliance - Employment Training {102361-991922}	B19MC480010	EN	05H	LMCSV	\$4,526.14
2019	6	7388	6362746	No	19-20 The Ladder Alliance - Employment Training {102361-991922}	B19MC480010	PI	05H	LMCSV	\$4,934.44
2019	6	7388	6371535	No	19-20 The Ladder Alliance - Employment Training {102361-991922}	B19MC480010	PI	05H	LMCSV	\$5,816.33
2019	6	7388	6382259	No	19-20 The Ladder Alliance - Employment Training {102361-991922}	B19MC480010	EN	05H	LMCSV	\$5,788.14
2019	6	7388	6402510	No	19-20 The Ladder Alliance - Employment Training {102361-991922}	B19MC480010	EN	05H	LMCSV	\$8,623.02
2019	6	7388	6402524	No	19-20 The Ladder Alliance - Employment Training {102361-991922}	B19MC480010	EN	05H	LMCSV	\$4,607.06
2019	6	7388	6410993	No	19-20 The Ladder Alliance - Employment Training {102361-991922}	B19MC480010	EN	05H	LMCSV	\$6,078.65
2019	6	7388	6413781	No	19-20 The Ladder Alliance - Employment Training {102361-991922}	B19MC480010	EN	05H	LMCSV	\$6,735.92
2019	6	7388	6426558	No	19-20 The Ladder Alliance - Employment Training {102361-991922}	B19MC480010	EN	05H	LMCSV	\$6,169.02
2019	6	7388	6432281	No	19-20 The Ladder Alliance - Employment Training {102361-991922}	B19MC480010	EN	05H	LMCSV	\$4,839.28
2019	6	7389	6351061	No	19-20 Goodwill - Employment Training {102361-991940}	B19MC480010	EN	05H	LMC	\$5,611.67
2019	6	7389	6352365	No	19-20 Goodwill - Employment Training {102361-991940}	B19MC480010	EN	05H	LMC	\$8,179.15
2019	6	7389	6362735	No	19-20 Goodwill - Employment Training {102361-991940}	B19MC480010	PI	05H	LMC	\$5,454.52
2019	6	7389	6362737	No	19-20 Goodwill - Employment Training {102361-991940}	B19MC480010	PI	05H	LMC	\$6,047.95



Office of Community Planning and Development  
 U.S. Department of Housing and Urban Development  
 Integrated Disbursement and Information System  
 PR26 - CDBG Financial Summary Report  
 Program Year 2019  
 FORT WORTH , TX

DATE: 12-16-20  
 TIME: 21:10  
 PAGE: 13

Plan Year	IDIS Project	IDIS Activity	Voucher Number	Activity to prevent, prepare for, and respond to Coronavirus	Activity Name	Grant Number	Fund Type	Matrix Code	National Objective	Drawn Amount
2019	6	7389	6371539	No	19-20 Goodwill - Employment Training {102361-991940}	B19MC480010	PI	05H	LMC	\$6,106.18
2019	6	7389	6382335	No	19-20 Goodwill - Employment Training {102361-991940}	B19MC480010	EN	05H	LMC	\$6,067.80
2019	6	7389	6398425	No	19-20 Goodwill - Employment Training {102361-991940}	B19MC480010	EN	05H	LMC	\$8,216.98
2019	6	7389	6398427	No	19-20 Goodwill - Employment Training {102361-991940}	B19MC480010	EN	05H	LMC	\$12,206.74
2019	6	7389	6411038	No	19-20 Goodwill - Employment Training {102361-991940}	B19MC480010	EN	05H	LMC	\$8,409.12
2019	6	7389	6414719	No	19-20 Goodwill - Employment Training {102361-991940}	B19MC480010	EN	05H	LMC	\$8,166.78
2019	6	7389	6429465	No	19-20 Goodwill - Employment Training {102361-991940}	B19MC480010	EN	05H	LMC	\$7,781.86
2019	6	7389	6429468	No	19-20 Goodwill - Employment Training {102361-991940}	B19MC480010	EN	05H	LMC	\$7,125.67
2019	6	7506	6417287	No	19-20 Envision Center {102361-9919D3}	B19MC480010	EN	05H	LMC	\$4,426.97
2019	6	7506	6428206	No	19-20 Envision Center {102361-9919D3}	B19MC480010	EN	05H	LMC	\$11,881.00
								05H	Matrix Code	\$175,682.39
2019	8	7391	6340760	No	19-20 AB Christian Learning Center {102361-991925}	B19MC480010	EN	05L	LMC	\$14,279.95
2019	8	7391	6340762	No	19-20 AB Christian Learning Center {102361-991925}	B19MC480010	EN	05L	LMC	\$6,473.18
2019	8	7391	6351078	No	19-20 AB Christian Learning Center {102361-991925}	B19MC480010	EN	05L	LMC	\$8,662.50
2019	8	7391	6362750	No	19-20 AB Christian Learning Center {102361-991925}	B19MC480010	PI	05L	LMC	\$5,104.63
2019	8	7391	6368262	No	19-20 AB Christian Learning Center {102361-991925}	B19MC480010	PI	05L	LMC	\$8,551.21
2019	8	7391	6382267	No	19-20 AB Christian Learning Center {102361-991925}	B19MC480010	EN	05L	LMC	\$7,014.99
2019	8	7391	6398446	No	19-20 AB Christian Learning Center {102361-991925}	B19MC480010	EN	05L	LMC	\$6,446.62
2019	8	7391	6398447	No	19-20 AB Christian Learning Center {102361-991925}	B19MC480010	EN	05L	LMC	\$6,177.71
2019	8	7391	6405965	No	19-20 AB Christian Learning Center {102361-991925}	B19MC480010	EN	05L	LMC	\$894.87
2019	8	7391	6420018	No	19-20 AB Christian Learning Center {102361-991925}	B19MC480010	EN	05L	LMC	\$3,597.66
2019	8	7391	6429441	No	19-20 AB Christian Learning Center {102361-991925}	B19MC480010	EN	05L	LMC	\$17,796.68
2019	8	7391	6430462	No	19-20 AB Christian Learning Center {102361-991925}	B19MC480010	EN	05L	LMC	\$17,692.28
2019	8	7392	6362739	No	19-20 AB Christian Learning Center Freedom School Summer Reading Program {102361-991925}	B19MC480010	PI	05L	LMC	\$2,368.30
2019	8	7392	6368402	No	19-20 AB Christian Learning Center Freedom School Summer Reading Program {102361-991925}	B19MC480010	PI	05L	LMC	\$2,260.65
2019	8	7392	6382279	No	19-20 AB Christian Learning Center Freedom School Summer Reading Program {102361-991925}	B19MC480010	EN	05L	LMC	\$753.55
2019	8	7392	6398445	No	19-20 AB Christian Learning Center Freedom School Summer Reading Program {102361-991925}	B19MC480010	EN	05L	LMC	\$2,437.20
2019	8	7392	6405967	No	19-20 AB Christian Learning Center Freedom School Summer Reading Program {102361-991925}	B19MC480010	EN	05L	LMC	\$18,942.90
2019	8	7392	6411025	No	19-20 AB Christian Learning Center Freedom School Summer Reading Program {102361-991925}	B19MC480010	EN	05L	LMC	\$14,521.07
2019	8	7392	6420019	No	19-20 AB Christian Learning Center Freedom School Summer Reading Program {102361-991925}	B19MC480010	EN	05L	LMC	\$23,048.83
								05L	Matrix Code	\$167,024.78
2019	7	7390	6340988	No	19-20 Housing Channel- Counseling & Foreclosure {102361-991938}	B19MC480010	EN	05U	LMC	\$11,093.51
2019	7	7390	6340991	No	19-20 Housing Channel- Counseling & Foreclosure {102361-991938}	B19MC480010	EN	05U	LMC	\$11,129.10
2019	7	7390	6351065	No	19-20 Housing Channel- Counseling & Foreclosure {102361-991938}	B19MC480010	EN	05U	LMC	\$11,895.15
2019	7	7390	6368292	No	19-20 Housing Channel- Counseling & Foreclosure {102361-991938}	B19MC480010	PI	05U	LMC	\$10,319.16





Office of Community Planning and Development  
 U.S. Department of Housing and Urban Development  
 Integrated Disbursement and Information System  
 PR26 - CDBG Financial Summary Report  
 Program Year 2019  
 FORT WORTH , TX

DATE: 12-16-20  
 TIME: 21:10  
 PAGE: 14

Plan Year	IDIS Project	IDIS Activity	Voucher Number	Activity to prevent, prepare for, and respond to Coronavirus	Activity Name	Grant Number	Fund Type	Matrix Code	National Objective	Drawn Amount	
2019	7	7390	6371537	No	19-20 Housing Channel- Counseling & Foreclosure {102361-991938}	B19MC480010	PI	05U	LMC	\$10,481.66	
2019	7	7390	6382324	No	19-20 Housing Channel- Counseling & Foreclosure {102361-991938}	B19MC480010	EN	05U	LMC	\$10,215.83	
2019	7	7390	6398434	No	19-20 Housing Channel- Counseling & Foreclosure {102361-991938}	B19MC480010	EN	05U	LMC	\$9,830.83	
2019	7	7390	6401692	No	19-20 Housing Channel- Counseling & Foreclosure {102361-991938}	B19MC480010	EN	05U	LMC	\$8,727.49	
2019	7	7390	6405671	No	19-20 Housing Channel- Counseling & Foreclosure {102361-991938}	B19MC480010	EN	05U	LMC	\$10,060.84	
2019	7	7390	6413783	No	19-20 Housing Channel- Counseling & Foreclosure {102361-991938}	B19MC480010	EN	05U	LMC	\$10,348.33	
2019	7	7390	6426557	No	19-20 Housing Channel- Counseling & Foreclosure {102361-991938}	B19MC480010	EN	05U	LMC	\$10,387.48	
2019	7	7390	6429462	No	19-20 Housing Channel- Counseling & Foreclosure {102361-991938}	B19MC480010	EN	05U	LMC	\$10,325.01	
									05U	Matrix Code	\$124,814.39
2019	12	7402	6340796	No	19-20 Presbyterian Night Shelter {102361-991924}	B19MC480010	EN	05Z	LMC	\$13,838.08	
2019	12	7402	6340798	No	19-20 Presbyterian Night Shelter {102361-991924}	B19MC480010	EN	05Z	LMC	\$10,899.12	
2019	12	7402	6344875	No	19-20 Presbyterian Night Shelter {102361-991924}	B19MC480010	EN	05Z	LMC	\$11,459.72	
2019	12	7402	6362727	No	19-20 Presbyterian Night Shelter {102361-991924}	B19MC480010	PI	05Z	LMC	\$18,215.45	
2019	12	7402	6371534	No	19-20 Presbyterian Night Shelter {102361-991924}	B19MC480010	PI	05Z	LMC	\$12,127.77	
2019	12	7402	6382263	No	19-20 Presbyterian Night Shelter {102361-991924}	B19MC480010	EN	05Z	LMC	\$11,898.14	
2019	12	7402	6389917	No	19-20 Presbyterian Night Shelter {102361-991924}	B19MC480010	EN	05Z	LMC	\$11,900.28	
2019	12	7402	6398433	No	19-20 Presbyterian Night Shelter {102361-991924}	B19MC480010	EN	05Z	LMC	\$11,898.37	
2019	12	7402	6414713	No	19-20 Presbyterian Night Shelter {102361-991924}	B19MC480010	EN	05Z	LMC	\$12,227.79	
2019	12	7402	6420010	No	19-20 Presbyterian Night Shelter {102361-991924}	B19MC480010	EN	05Z	LMC	\$13,296.90	
2019	12	7402	6420011	No	19-20 Presbyterian Night Shelter {102361-991924}	B19MC480010	EN	05Z	LMC	\$11,844.81	
2019	12	7402	6429439	No	19-20 Presbyterian Night Shelter {102361-991924}	B19MC480010	EN	05Z	LMC	\$5,994.57	
2019	12	7507	6411905	No	19-20 The Salvation Army- Family Shelter/Case Manager {102361-991923}	B19MC480010	EN	05Z	LMC	\$3,348.36	
2019	12	7507	6416143	No	19-20 The Salvation Army- Family Shelter/Case Manager {102361-991923}	B19MC480010	EN	05Z	LMC	\$9,131.80	
2019	12	7507	6416145	No	19-20 The Salvation Army- Family Shelter/Case Manager {102361-991923}	B19MC480010	EN	05Z	LMC	\$4,513.50	
2019	12	7507	6420043	No	19-20 The Salvation Army- Family Shelter/Case Manager {102361-991923}	B19MC480010	EN	05Z	LMC	\$1,006.34	
									05Z	Matrix Code	\$163,601.00
				No	Activity to prevent, prepare for, and respond to Coronavirus					\$1,145,486.24	
<b>Total</b>										\$1,145,486.24	

LINE 37 DETAIL: ACTIVITIES INCLUDED IN THE COMPUTATION OF LINE 37

Plan Year	IDIS Project	IDIS Activity	Voucher Number	Activity Name	Matrix Code	National Objective	Drawn Amount
2019	1	7374	6336882	19-20 Planning & Development Part of 20% PA {102361-991901}	21A		\$6,491.21
2019	1	7374	6336904	19-20 Planning & Development Part of 20% PA {102361-991901}	21A		\$6,326.00
2019	1	7374	6345804	19-20 Planning & Development Part of 20% PA {102361-991901}	21A		\$6,668.14
2019	1	7374	6355018	19-20 Planning & Development Part of 20% PA {102361-991901}	21A		\$7,208.19



Office of Community Planning and Development  
 U.S. Department of Housing and Urban Development  
 Integrated Disbursement and Information System  
 PR26 - CDBG Financial Summary Report  
 Program Year 2019  
 FORT WORTH , TX

DATE: 12-16-20  
 TIME: 21:10  
 PAGE: 15

Plan Year	IDIS Project	IDIS Activity	Voucher Number	Activity Name	Matrix Code	National Objective	Drawn Amount
2019	1	7374	6364497	19-20 Planning & Development Part of 20% PA {102361-991901}	21A		\$6,237.82
2019	1	7374	6373714	19-20 Planning & Development Part of 20% PA {102361-991901}	21A		\$6,667.13
2019	1	7374	6382205	19-20 Planning & Development Part of 20% PA {102361-991901}	21A		\$6,485.15
2019	1	7374	6387931	19-20 Planning & Development Part of 20% PA {102361-991901}	21A		\$6,697.95
2019	1	7374	6397463	19-20 Planning & Development Part of 20% PA {102361-991901}	21A		\$6,484.19
2019	1	7374	6410640	19-20 Planning & Development Part of 20% PA {102361-991901}	21A		\$6,698.97
2019	1	7374	6417583	19-20 Planning & Development Part of 20% PA {102361-991901}	21A		\$6,698.52
2019	1	7374	6428193	19-20 Planning & Development Part of 20% PA {102361-991901}	21A		\$6,484.73
2019	1	7375	6336879	19-20 FMS Finance Part of 20% PA {102361-991901}	21A		\$5,581.25
2019	1	7375	6336900	19-20 FMS Finance Part of 20% PA {102361-991901}	21A		\$2,950.24
2019	1	7375	6345808	19-20 FMS Finance Part of 20% PA {102361-991901}	21A		\$1,439.17
2019	1	7375	6355020	19-20 FMS Finance Part of 20% PA {102361-991901}	21A		\$4,914.89
2019	1	7375	6364502	19-20 FMS Finance Part of 20% PA {102361-991901}	21A		\$4,143.24
2019	1	7375	6373716	19-20 FMS Finance Part of 20% PA {102361-991901}	21A		\$6,446.46
2019	1	7375	6382204	19-20 FMS Finance Part of 20% PA {102361-991901}	21A		\$4,898.09
2019	1	7375	6387933	19-20 FMS Finance Part of 20% PA {102361-991901}	21A		\$4,674.23
2019	1	7375	6397464	19-20 FMS Finance Part of 20% PA {102361-991901}	21A		\$4,266.04
2019	1	7375	6410737	19-20 FMS Finance Part of 20% PA {102361-991901}	21A		\$3,260.69
2019	1	7376	6336885	19-20 NSD Community Development Part of 20% PA {102361-991903}	21A		\$23,691.16
2019	1	7376	6336905	19-20 NSD Community Development Part of 20% PA {102361-991903}	21A		\$29,712.36
2019	1	7376	6345810	19-20 NSD Community Development Part of 20% PA {102361-991903}	21A		\$23,265.71
2019	1	7376	6355022	19-20 NSD Community Development Part of 20% PA {102361-991903}	21A		\$16,492.84
2019	1	7376	6364503	19-20 NSD Community Development Part of 20% PA {102361-991903}	21A		\$15,854.91
2019	1	7376	6373720	19-20 NSD Community Development Part of 20% PA {102361-991903}	21A		\$15,650.01
2019	1	7376	6382207	19-20 NSD Community Development Part of 20% PA {102361-991903}	21A		\$14,650.68
2019	1	7376	6387936	19-20 NSD Community Development Part of 20% PA {102361-991903}	21A		\$14,091.04
2019	1	7376	6397465	19-20 NSD Community Development Part of 20% PA {102361-991903}	21A		\$15,422.93
2019	1	7376	6410740	19-20 NSD Community Development Part of 20% PA {102361-991903}	21A		\$20,887.11
2019	1	7376	6417581	19-20 NSD Community Development Part of 20% PA {102361-991903}	21A		\$17,551.98
2019	1	7376	6428196	19-20 NSD Community Development Part of 20% PA {102361-991903}	21A		\$13,676.82
2019	1	7377	6336889	19-20 NSD Contract Compliance & Reporting Part of 20% PA {102361-991904}	21A		\$53,920.59
2019	1	7377	6336907	19-20 NSD Contract Compliance & Reporting Part of 20% PA {102361-991904}	21A		\$52,515.27
2019	1	7377	6345824	19-20 NSD Contract Compliance & Reporting Part of 20% PA {102361-991904}	21A		\$56,474.64
2019	1	7377	6355023	19-20 NSD Contract Compliance & Reporting Part of 20% PA {102361-991904}	21A		\$62,450.95
2019	1	7377	6364505	19-20 NSD Contract Compliance & Reporting Part of 20% PA {102361-991904}	21A		\$58,674.22
2019	1	7377	6373721	19-20 NSD Contract Compliance & Reporting Part of 20% PA {102361-991904}	21A		\$70,230.90
2019	1	7377	6382208	19-20 NSD Contract Compliance & Reporting Part of 20% PA {102361-991904}	21A		\$51,277.12
2019	1	7377	6387938	19-20 NSD Contract Compliance & Reporting Part of 20% PA {102361-991904}	21A		\$51,329.03
2019	1	7377	6397466	19-20 NSD Contract Compliance & Reporting Part of 20% PA {102361-991904}	21A		\$53,082.25
2019	1	7377	6410742	19-20 NSD Contract Compliance & Reporting Part of 20% PA {102361-991904}	21A		\$18,771.20
2019	1	7377	6417580	19-20 NSD Contract Compliance & Reporting Part of 20% PA {102361-991904}	21A		\$58,063.58
2019	1	7377	6428198	19-20 NSD Contract Compliance & Reporting Part of 20% PA {102361-991904}	21A		\$29,972.83
2019	1	7378	6336891	19-20 NSD Administration & Loan Services {102361-991905}	21A		\$20,470.78
2019	1	7378	6336910	19-20 NSD Administration & Loan Services {102361-991905}	21A		\$18,707.54



Office of Community Planning and Development  
 U.S. Department of Housing and Urban Development  
 Integrated Disbursement and Information System  
 PR26 - CDBG Financial Summary Report  
 Program Year 2019  
 FORT WORTH , TX

DATE: 12-16-20  
 TIME: 21:10  
 PAGE: 16

Plan Year	IDIS Project	IDIS Activity	Voucher Number	Activity Name	Matrix Code	National Objective	Drawn Amount	
2019	1	7378	6345813	19-20 NSD Administration & Loan Services {102361-991905}	21A		\$19,615.46	
2019	1	7378	6355027	19-20 NSD Administration & Loan Services {102361-991905}	21A		\$18,521.67	
2019	1	7378	6364506	19-20 NSD Administration & Loan Services {102361-991905}	21A		\$20,841.93	
2019	1	7378	6373908	19-20 NSD Administration & Loan Services {102361-991905}	21A		\$17,965.75	
2019	1	7378	6382209	19-20 NSD Administration & Loan Services {102361-991905}	21A		\$17,433.02	
2019	1	7378	6387942	19-20 NSD Administration & Loan Services {102361-991905}	21A		\$17,556.46	
2019	1	7378	6397467	19-20 NSD Administration & Loan Services {102361-991905}	21A		\$18,454.89	
2019	1	7378	6410743	19-20 NSD Administration & Loan Services {102361-991905}	21A		\$11,536.87	
2019	1	7378	6417578	19-20 NSD Administration & Loan Services {102361-991905}	21A		\$12,466.45	
2019	1	7378	6428201	19-20 NSD Administration & Loan Services {102361-991905}	21A		\$12,164.56	
Total							21A	\$1,165,167.81
							Matrix Code	\$1,165,167.81

## ESG Expenditure Report

Grantee	City of Fort Worth (21001-102363)	Grant Amount	\$ 615,216.00										
Grant #	E-19-MC-48-0006	Cumulative Expenditures	\$ 560,751.28	% Essential Services & SS (60% cap)	54.5%								
Report Period	October 01, 2019 - September 30, 2020	Unexpended Balance	\$ 54,464.72	% Administration (7.5% cap)	2.1%								
IDIS Project #	Project Name	Street Outreach		HMIS		Rapid Rehousing		Emergency Shelter Services		Homelessness Prevention		Administration	
		This Year	Cumulative	This Year	Cumulative	This Year	Cumulative	This Year	Cumulative	This Year	Cumulative	This Year	Cumulative
7407	City of Fort Worth Administration											\$ 12,803.55	\$ 12,803.55
7408	SS-Presbyterian Night Shelter							\$ 144,999.99	\$ 144,999.99				
7408	SS SAFEHAVEN							\$ 68,602.82	\$ 68,602.82				
7408	SS TRUE WORTH PLACE							\$ 121,477.10	\$ 121,477.10				
7409	HP-Salvation Army									\$ 125,046.00	\$ 125,046.00		
7410	RR-Ctr for Transforming Lives					\$ 87,821.82	\$ 87,821.82						
Totals		\$ -	\$ -	\$ -	\$ -	\$ 87,821.82	\$ 87,821.82	\$ 335,079.91	\$ 335,079.91	\$ 125,046.00	\$ 125,046.00	\$ 12,803.55	\$ 12,803.55

Comments: Year 1 Expenditures of Grant Project 21001-102363

# ESG Expenditure Report

Grantee City of Fort Worth (21001-101787)				Grant Amount		\$ 587,565.00							
Grant # E-18-MC-48-0006				Cumulative Expenditures		\$ 587,565.00	% Essential Services & SS (60% cap)				53.7%		
Report Period October 01, 2019 - September 30, 2020				Unexpended Balance		\$ -	% Administration (7.5% cap)				7.5%		
IDIS Project #	Project Name	Street Outreach		HMIS		Rapid Rehousing		Emergency Shelter Services		Homelessness Prevention		Administration	
		This Year	Cumulative	This Year	Cumulative	This Year	Cumulative	This Year	Cumulative	This Year	Cumulative	This Year	Cumulative
7270	City of Fort Worth Administration											\$ 36,458.70	\$ 44,067.00
7271	SS-Presbyterian Night Shelter							\$ 126,185.12					
7271	SS-SafeHaven							\$ 75,000.00					
7271	SS-True Worth Place							\$ 68,498.00					
7271	ES-Salvation Army							\$ 6,229.55	\$ 45,926.47				
7272	HP-Salvation Army									\$ 88,374.99	\$ 88,374.99		
7273	RR-Ctr for Transforming Lives						\$ 89,538.80						
7273	RR-Salvation Army						\$ 49,974.62						
Totals		\$ -	\$ -	\$ -	\$ -	\$ -	\$ 139,513.42	\$ 6,229.55	\$ 315,609.59	\$ 88,374.99	\$ 88,374.99	\$ 36,458.70	\$ 44,067.00

Comments: Year 2 Expenditures of Grant Project 21001-101787

City of Fort Worth Section 108 Financial Report for 19-20 CAPER  
**Financial**

Grant #: B-97-MC-48-0010

Activity Title	3 <sup>rd</sup> Party Borrower, if applicable	Loan Amount	Payments Rec'd from Borrower		Balance Owed	Status (e.g., on-time; late; default)	Sources of Payments to HUD						Outstanding Balance - HUD
			This Year Principal	Cumulative Principal			CDBG		Payments from Borrower		Other Source (specify)		
							This Year	Cumulative	This Year	Cumulative	This Year	Cumulative	
Mercado de Fort Worth	Casa Jose	\$178,556.00	\$0.00	\$178,556.00	\$0.00	Paid in Full	\$0	\$0	\$0	\$0	\$0	\$0	\$0
Mercado de Fort Worth	Hispanic Chamber	\$270,110.00	\$0.00	\$270,110.00	\$0.00	Paid in Full	\$0	\$0	\$0	\$0	\$0	\$0	\$0
Mercado de Fort Worth	Muholland	\$1,000,000.00	\$0.00	\$1,000,000.00	\$0.00	Paid in Full	\$0	\$0	\$0	\$0	\$0	\$0	\$0
Mercado de Fort Worth	FW SER	\$208,000.00	\$0.00	\$208,000.00	\$0.00	Paid in Full	\$0	\$0	\$0	\$0	\$0	\$0	\$0
Mercado de Fort Worth	Cordova	\$211,037.00	\$0.00	\$211,037.00	\$0.00	Paid in Full	\$0	\$0	\$0	\$0	\$0	\$0	\$0
Mercado de Fort Worth	*Mercado, Inc. (Deyla Guadiana)	\$3,132,297.00	\$0.00	\$2,501,000.00	\$631,297.00	Default	\$0	\$0	\$0	\$0	\$0	\$0	\$0
**Mercado de Fort Worth		\$700,000.00	\$0.00	\$700,000.00	\$0.00	Paid in Full	\$0	\$0	\$0	\$0	\$0	\$0	\$0

\*Loan closed October 28, 2002. Developer lost financing and contract has been assigned to City to complete the project.

\*\*City requested \$700K from Mercado Section 108 Loan Repayment Account for specifically approved project purposes during past reporting period. This total is not in the \$5,000,000 total.

Grant #: B-97-MC-48-0010

Activity Title	3 <sup>rd</sup> Party Borrower, if applicable	Loan Amount	Payments Rec'd from Borrower		Balance Owed	Status (e.g., on-time; late; default)	Sources of Principal Payments to HUD						Outstanding Balance - HUD
			This Year	Cumulative			CDBG		Payments from Borrower		Other Source (specify) Loan repayment account		
							This Year	Cumulative	This Year	Cumulative	This Year	Cumulative	
Mercado de Fort Worth		\$5,000,000	\$0.00	***\$4,368,703.00	\$631,297.00	See above	\$0	1,695,000.00	\$0	\$0	\$0.00	\$3,305,000.00	\$ -

\*\*\* \$2.5 million from the sale of facility (Mercado) was deposited in the loan repayment account (Wells Fargo) on 1-26-2006. The account also includes accumulative payments from borrowers. Loan has been paid off.

Loan amounts in first table equal \$5,000,000

Grant #: B-99-MC-48-0010

Activity Title	3 <sup>rd</sup> Party Borrower, if applicable	Loan Amount	Payments Rec'd from Borrower		Balance Owed	Status (e.g., on-time; late; default)	Sources of Principal Payments to HUD						Outstanding Balance - HUD
			This Year	Cumulative			CDBG		Payments from Borrower		Other Source (specify)		
							This Year	Cumulative	This Year	Cumulative	This Year	Cumulative	
Evans/Rosedale Project		\$7,500,000	\$0	\$0	\$0	Paid in Full	\$702,000.00	\$7,500,000.00	\$0	\$0	\$0	\$0	\$0

**Section 108 Accomplishments Report**

Program Year: 2018-2019

PROJECT DESCRIPTION				CDBG \$				ELIGIBLE ACTIVITY	NATIONAL OBJECTIVE		JOBS				HOUSING			LMA	LMC	SBA	SBS				
Grantee Name	ST	Project Number	Project Name	108 Loan Amount	EDI AMT	BEDI AMT	Other CDBG \$s	Total CDBG \$ Assistance	HUD Matrix Code for Eligible Activity	HUD N.O. Matrix Code	Indicate if N.O. Has Been Met Y=Yes N=No	FTE Jobs Proposed in 108 Appl.	Total Actual FTE Jobs Created	Number Held by/ Made Available to Low/ Mod	Percent Held by/ Made Available to Low/ Mod	Presumed Low/ Mod Benefit (P) or Rev. Strategy Area (RSA)	Total Housing Units Assisted	Number of Units Occupied by Low/ Mod Households	Percent of Units Occupied by Low/Mod Households	Percent Low/ Mod in Service Area	Limited Clientele Y=Yes	Slum/ Blight Area Y=Yes	Slum/ Blight Spot Y=Yes		
City of Fort Worth	TX	B-97-MC-48-0010	(Fort Worth Mercado I) Mercado de Fort Worth	\$ 3,132,297				\$ 3,132,297	18A	LMJ	N	109	n/a **	3 reported in prior PY	100%	n/a	n/a	n/a	n/a	n/a	n/a	n/a	n/a	n/a	
City of Fort Worth	TX	B-97-MC-48-0010	(Fort Worth Mercado I) Mercado de Fort Worth		\$ 1,000,000			\$ 1,000,000	17C	LMA	Y	n/a	n/a	n/a	n/a	n/a	n/a	n/a	n/a	74%	n/a	n/a	n/a	n/a	
City of Fort Worth	TX	B-97-MC-48-0010	(Fort Worth Mercado I) Mercado de Fort Worth-Hispanic Chamber	\$ 270,110				\$ 270,110	03	LMA	Y	n/a	n/a	n/a	n/a	n/a	n/a	n/a	n/a	74%	n/a	n/a	n/a	n/a	
City of Fort Worth	TX	B-97-MC-48-0010	(Fort Worth Mercado I) Mercado de Fort Worth-Fort Worth SER	\$ 208,000				\$ 208,000	03	LMA	Y	n/a	n/a	n/a	n/a	n/a	n/a	n/a	n/a	74%	n/a	n/a	n/a	n/a	
City of Fort Worth	TX	B-97-MC-48-0010	(Fort Worth Mercado I) Mercado de Fort Worth-Mulholland	\$ 1,000,000				\$ 1,000,000	18A	LMJ	Y	75	n/a	114.5 reported in prior PY	100%	n/a	n/a	n/a	n/a	n/a	n/a	n/a	n/a	n/a	n/a
City of Fort Worth	TX	B-97-MC-48-0010	(Fort Worth Mercado I) Mercado de Fort Worth-Cordova	\$ 211,037				\$ 211,037	18A	LMJ	Y	5.5	n/a	5.5 reported in prior PY	100%	n/a	n/a	n/a	n/a	n/a	n/a	n/a	n/a	n/a	n/a
City of Fort Worth	TX	B-97-MC-48-0010	(Fort Worth Mercado I) Mercado de Fort Worth-Casa Jose	\$ 178,556				\$ 178,556	18A	LMJ	Y	5	na	5 reported in prior PY	100%	n/a	n/a	n/a	n/a	n/a	n/a	n/a	n/a	n/a	n/a
City of Fort Worth	TX	B-99-MC-48-0010	Evans/Rosedale Project - Shamblee Library	\$ 4,969,131				\$ 4,969,131	03E	LMA	Y	n/a*	n/a	n/a	n/a	n/a	n/a	n/a	n/a	69%	n/a	n/a	n/a	n/a	
City of Fort Worth	TX	B-99-MC-48-0010	Evans/Rosedale Project - UCC Bethlehem	\$ 2,530,869	\$ 1,500,000			\$ 4,030,869	03E	LMA	Y	n/a*	n/a	n/a	n/a	n/a	n/a	n/a	n/a	69%	n/a	n/a	n/a	n/a	
*An Amended Section 108 Application was submitted by the City on 3/23/11. The amended application does not require any jobs for the specified activities. HUD approved the amended document in their letter dated 4/25/11. Jobs required for CDBG funds invested are described in the CDBG narrative for Low/Mod Jobs.																									
** Loan is being paid from Non-CDBG sources since loan did not meet National Objective																									
<b>TOTALS</b>				\$ 12,500,000	\$ 2,500,000	\$ -	\$ -	\$ 15,000,000				195	0	128			0	0	N/A	N/A					
Notes: See Attached Guidance				(1) & (2)					(3)	(4)		(5)	(6)	(7)	(8)	(8)	(9)			(8)					

CITY OF FORT WORTH  
CAPER 19-20 "D and E"

D. RECONCILIATION OF LINE OF CREDIT (LOC) AND CASH BALANCES  
UNEXPENDED BALANCE OF CDBG FUNDS SHOWN ON GPR

Complete the following worksheet and submit with the attachment:

UNEXPENDED BALANCE SHOWN ON GPR 8,490,269.43  
(LINE 13 OF HUD-4949.3) or (LINE 16 OF PR26)

UNEXPENDED BALANCE SHOWN ON GPR 4,261,635.77  
(LINE 9 OF PR26 CDBG-CV)

RECONCILIATION: (For the items listed below, use amounts  
recorded as of close-of-business on the  
last day of this GPR reporting period.)

ADD:

LOC Balance: 11,934,382.22

Cash on Hand:

Grantee Restricted Account 2,154,302.80

Program Income Program Accounts \_\_\_\_\_

Revolving Fund Cash Balances \_\_\_\_\_ -

Section 108 Cash Balances \_\_\_\_\_ -

SUBTRACT:

Grantee CDBG Program Liabilities  
(include any reimbursements due to  
The grantee from program funds) ( 1,336,779.79 ) \*

Subrecipient CDBG Program Liabilities  
(same instructions as above) ( \_\_\_\_\_ - ) \*

TOTAL RECONCILING BALANCE: 12,751,905.23

UNRECONCILED DIFFERENCE (between Total  
Reconciling Balance and Unexpended  
Balance): (Explain below) \_\_\_\_\_ (0) \*\*\*

\* When grantee or subrecipients operate their programs on a  
reimbursement basis, any amounts due to the grantees or  
subrecipients should be included in the Program Liabilities.

Draw down of activity expensed in prior year; spent but not drawn.



CITY OF FORT WORTH  
CAPER 19-20 "D and E"

E. CALCULATION OF BALANCE OF UNPROGRAMMED FUNDS

Amount of funds available during the reporting period (from line 8 of PR26)	17,224,859.70
Add: Income expected but not yet realized **	<u>-</u>
<b>SUBTOTAL</b>	<u><b>17,224,859.70</b></u>
Less: Total budgeted amount on HUD-4949.2/2A	<u>14,236,158.42</u>
<b>UNPROGRAMMED BALANCE</b>	<u><b>2,988,701.28</b></u>

\*\* This amount should reflect any income considered as a resource in the final statement (and any amendments) for the period covered by this report, as well as that identified in prior final statements (including any amendments), that was expected to be received as of the end of the reporting or Section 108 proceeds not yet received from an approved 108 loan.

**CDBG 19-20  
UNPROGRAMMED FUNDS AS OF 09-30-19**

<u>CDBG Year</u>	<u>Fund GR76 Project Number</u>	<u>W/P 99 Available Balance</u>	<u>Earmarked/ Substantial Amendments Pending</u>
2011	G00051	39,703.15	Habitat-CHE
2014	G00259	3,133.07	Presbyterian Night Shelter
2015	100000	131,731.96	Presbyterian Night Shelter
2016	100621	20,649.64	Presbyterian Night Shelter
2017	101217	172,196.30	Historic Carver Heights
2017	101217	37,783.03	Presbyterian Night Shelter
2018	101785	126,702.30	Presbyterian Night Shelter
2018	101785	178,979.62	Unprogrammed
2019	102361	623,519.41	Unprogrammed
2019	102691	400,000.00	Sheraton Drive Water
2019	102691	500,000.00	Gragg Childcare
2019	102691	754,302.80	Salvation Army
<b>TOTAL</b>		<u><b>2,988,701.28</b></u>	

<b>Sum of Drawn Amount Column Labels</b>				
<b>Row Labels</b>		<b>PY</b>	<b>Y</b>	<b>Grand Total</b>
<b>CDBG</b>	<b>7,496,465.71</b>	<b>947,424.07</b>	<b>1,336,779.79</b>	<b>9,780,669.57</b>
2000		13,256.14		13,256.14
2014	480,003.58	65,581.04	482,158.42	1,027,743.04
2015		27,234.73	23,419.39	50,654.12
2016	424,164.16	52,418.66	84,711.04	561,293.86
2017	848,422.82	151,314.04	109,840.02	1,109,576.88
2018	1,110,323.46	626,480.40	84,118.43	1,820,922.29
2019	4,591,141.75	11,139.06	496,287.20	5,098,568.01
2020	42,409.94		56,245.29	98,655.23
<b>HESG</b>	<b>924,692.86</b>			<b>924,692.86</b>
2017	3,137.30			3,137.30
2018	100,567.98			100,567.98
2019	559,795.07			559,795.07
2020	261,192.51			261,192.51
<b>HOME</b>	<b>3,132,172.02</b>			<b>3,132,172.02</b>
2014	62,416.83			62,416.83
2015	128,000.00			128,000.00
2016	65,509.19			65,509.19
2017	734,091.94			734,091.94
2018	647,064.24			647,064.24
2019	1,495,089.82			1,495,089.82
<b>HOPWA</b>	<b>1,526,993.05</b>			<b>1,526,993.05</b>
2017	67,108.88			67,108.88
2018	351,433.57			351,433.57
2019	1,106,892.15			1,106,892.15
2020	1,558.45			1,558.45
<b>Grand Total</b>	<b>13,080,323.64</b>	<b>947,424.07</b>	<b>1,336,779.79</b>	<b>15,364,527.50</b>

U.S. DEPARTMENT OF HOUSING AND  
URBAN DEVELOPMENT  
OFFICE OF COMMUNITY PLANNING AND  
DEVELOPMENT

DATE: 12/16/2020  
TIME: 9:28:46 PM  
PAGE: 1/39

PR07 - Drawdown Report by Voucher Number  
- Vouchers Submitted to Loccs

IDIS

Voucher Number	Line Item	IDIS Project ID	IDIS Act ID	Voucher Created	Voucher Status
6310317	1	20	7173	10/1/2019	Completed
6310396	1	7	7068	10/1/2019	Completed
6310823	1	21	7177	10/2/2019	Completed
6310824	1	15	7274	10/2/2019	Completed
6310828	1	15	7274	10/2/2019	Completed
6310831	1	15	7274	10/2/2019	Completed
6312121	1	7	7337	10/7/2019	Completed
6312122	1	7	7336	10/7/2019	Completed
6312123	1	18	7227	10/7/2019	Completed
6313386	1	7	7313	10/10/2019	Completed
6315643	1	14	7271	10/18/2019	Completed
6315648	1	14	7271	10/18/2019	Completed
6315649	1	14	7271	10/18/2019	Completed
6315653	1	14	7272	10/18/2019	Completed
6315656	1	14	7271	10/18/2019	Completed
6315659	1	8	7258	10/18/2019	Completed
6315663	1	8	7258	10/18/2019	Completed
6315664	1	11	7261	10/18/2019	Completed
6315667	1	10	7259	10/18/2019	Completed
6315668	1	6	7256	10/18/2019	Completed
6315669	1	6	7256	10/18/2019	Completed
6315670	1	6	7265	10/18/2019	Completed
6316025	1	13	7223	10/21/2019	Completed
6316027	1	13	7223	10/21/2019	Completed
6316028	1	13	7224	10/21/2019	Completed
6316029	1	13	7225	10/21/2019	Completed
	2	13	7225	10/21/2019	Completed
6316030	1	18	7227	10/21/2019	Completed
6316031	1	18	7228	10/21/2019	Completed
6316638	1	18	7228	10/22/2019	Completed
6316639	1	26	7221	10/22/2019	Completed
6316812	1	13	7257	10/23/2019	Completed
6318125	1	5	7254	10/25/2019	Completed
6318127	1	5	7254	10/25/2019	Completed
6318129	1	3	7251	10/25/2019	Completed
6318131	1	3	7251	10/25/2019	Completed
6318132	1	75	7101	10/25/2019	Completed
6318134	1	75	7101	10/25/2019	Completed
6319305	1	3	7013	10/29/2019	Completed
6319306	1	29	7046	10/29/2019	Completed
6319307	1	25	7163	10/29/2019	Completed
6319308	1	29	7047	10/29/2019	Completed
6319309	1	29	7047	10/29/2019	Completed
6319310	1	29	7048	10/29/2019	Completed
6319311	1	29	7240	10/29/2019	Completed
6319312	1	29	7240	10/29/2019	Completed
6319313	1	11	7267	10/29/2019	Completed
6319314	1	11	7267	10/29/2019	Completed
6319315	1	11	7267	10/29/2019	Completed
6319316	1	6	7265	10/29/2019	Completed
6319317	1	7	7264	10/29/2019	Completed
6319318	1	10	7259	10/29/2019	Completed

U.S. DEPARTMENT OF HOUSING AND  
URBAN DEVELOPMENT  
OFFICE OF COMMUNITY PLANNING AND  
DEVELOPMENT

DATE: 12/16/2020  
TIME: 9:28:46 PM  
PAGE: 2/39

PR07 - Drawdown Report by Voucher Number  
- Vouchers Submitted to Loccs

IDIS

Status Date	LOCCS Send Date	Grant Number	CARES Act	Grant Year	Fund Type
10/02/2019	10/1/2019	E17MC480010		2017	AD
10/02/2019	10/1/2019	B16MC480010		2016	EN
10/04/2019	10/3/2019	TXH17F002		2017	AD
10/04/2019	10/3/2019	TXH18F002		2018	AD
10/04/2019	10/3/2019	TXH18F002		2018	AD
10/04/2019	10/3/2019	TXH18F002		2018	AD
10/11/2019	10/10/2019	M18MC480204		2018	EN
10/11/2019	10/10/2019	M18MC480204		2018	EN
10/11/2019	10/10/2019	M18MC480204		2018	EN
10/11/2019	10/10/2019	B17MC480010		2017	EN
10/23/2019	10/22/2019	E18MC480010		2018	EN
10/23/2019	10/22/2019	E18MC480010		2018	EN
10/23/2019	10/22/2019	E18MC480010		2018	EN
10/23/2019	10/22/2019	E18MC480010		2018	EN
10/23/2019	10/22/2019	E18MC480010		2018	EN
10/23/2019	10/22/2019	B18MC480010		2018	EN
10/23/2019	10/22/2019	B18MC480010		2018	EN
10/23/2019	10/22/2019	B18MC480010		2018	EN
10/23/2019	10/22/2019	B18MC480010		2018	EN
10/23/2019	10/22/2019	B18MC480010		2018	EN
10/23/2019	10/22/2019	B18MC480010		2018	EN
10/23/2019	10/22/2019	B18MC480010		2018	EN
10/23/2019	10/22/2019	B18MC480010		2018	EN
10/23/2019	10/22/2019	B18MC480010		2018	EN
10/23/2019	10/22/2019	B18MC480010		2018	EN
10/23/2019	10/22/2019	B18MC480010		2018	EN
10/23/2019	10/22/2019	B18MC480010		2018	EN
10/24/2019	10/23/2019	M14MC480204		2014	CR
10/24/2019	10/23/2019	M14MC480204		2014	CR
10/24/2019	10/23/2019	M16MC480204		2016	CR
10/23/2019	10/22/2019	M16MC480204		2016	CR
10/23/2019	10/22/2019	M17MC480204		2017	CR
10/24/2019	10/23/2019	M17MC480204		2017	CR
10/24/2019	10/23/2019	M17MC480204		2017	CR
10/24/2019	10/23/2019	M14MC480204		2014	CR
10/24/2019	10/23/2019	M15MC480204		2015	EN
10/25/2019	10/24/2019	B18MC480010		2018	EN
10/26/2019	10/25/2019	B18MC480010		2018	EN
10/26/2019	10/25/2019	B18MC480010		2018	EN
10/26/2019	10/25/2019	B18MC480010		2018	EN
10/26/2019	10/25/2019	B16MC480010		2016	EN
10/26/2019	10/25/2019	B16MC480010		2016	EN
10/31/2019	10/30/2019	B14MC480010		2014	EN
10/31/2019	10/30/2019	B14MC480010		2014	EN
10/31/2019	10/30/2019	B17MC480010		2017	EN
10/31/2019	10/30/2019	B14MC480010		2014	EN
10/31/2019	10/30/2019	B14MC480010		2014	EN
10/31/2019	10/30/2019	B14MC480010		2014	EN
10/31/2019	10/30/2019	B14MC480010		2014	EN
10/31/2019	10/30/2019	B14MC480010		2014	EN
10/31/2019	10/30/2019	B14MC480010		2014	EN
10/31/2019	10/30/2019	B18MC480010		2018	EN
10/31/2019	10/30/2019	B18MC480010		2018	EN
10/31/2019	10/30/2019	B18MC480010		2018	EN
10/31/2019	10/30/2019	B18MC480010		2018	EN
10/31/2019	10/30/2019	B18MC480010		2018	EN
10/31/2019	10/30/2019	B18MC480010		2018	EN
10/31/2019	10/30/2019	B18MC480010		2018	EN
10/31/2019	10/30/2019	B18MC480010		2018	EN
10/31/2019	10/30/2019	B18MC480010		2018	EN
10/31/2019	10/30/2019	B18MC480010		2018	EN
10/31/2019	10/30/2019	B18MC480010		2018	EN
10/31/2019	10/30/2019	B18MC480010		2018	EN

U.S. DEPARTMENT OF HOUSING AND  
 URBAN DEVELOPMENT  
 OFFICE OF COMMUNITY PLANNING AND  
 DEVELOPMENT  
 PR07 - Drawdown Report by Voucher Number  
 - Vouchers Submitted to Loccs

DATE: 12/16/2020  
 TIME: 9:28:46 PM  
 PAGE: 3/39

IDIS

Recipient TIN	Payee TIN	Program	PY	Drawn Amount
756000528	756000528	HESG		\$3,137.30
756000528	756000528	CDBG	Y	\$20,235.76
756000528	756000528	HOPWA		\$993.06
756000528	756000528	HOPWA		\$17.84
756000528	756000528	HOPWA		\$6,109.84
756000528	756000528	HOPWA		\$3,159.04
756000528	756000528	HOME		\$1,000.00
756000528	756000528	HOME		\$1,000.00
756000528	756000528	HOME		\$1,000.00
756000528	756000528	CDBG	Y	\$107,385.37
756000528	756000528	HESG		\$8,606.61
756000528	756000528	HESG		\$3,963.82
756000528	756000528	HESG		\$3,866.66
756000528	756000528	HESG		\$15,536.56
756000528	756000528	HESG		\$1,309.38
756000528	756000528	CDBG	Y	\$9,123.64
756000528	756000528	CDBG	Y	\$320.00
756000528	756000528	CDBG	Y	\$10,237.98
756000528	756000528	CDBG	Y	\$9,509.33
756000528	756000528	CDBG	Y	\$4,688.19
756000528	756000528	CDBG	Y	\$4,716.75
756000528	756000528	CDBG	Y	\$5,445.78
752399903	756000528	HOME		\$55,947.17
752399903	756000528	HOME		\$2,807.62
752399903	756000528	HOME		\$11,103.50
752399903	756000528	HOME		\$48,300.69
752399903	756000528	HOME		\$16,056.39
752399903	756000528	HOME		\$48,020.92
752399903	756000528	HOME		\$47,881.34
752399903	756000528	HOME		\$3,662.04
756000528	756000528	HOME		\$28,000.00
756000528	756000528	CDBG	Y	\$25,706.63
756000528	756000528	CDBG	Y	\$13,333.05
756000528	756000528	CDBG	Y	\$7,409.19
756000528	756000528	CDBG	Y	\$80,874.46
756000528	756000528	CDBG	Y	\$4,520.60
756000528	756000528	CDBG	Y	\$4,369.41
756000528	756000528	CDBG	Y	\$18,063.49
756000528	756000528	CDBG	Y	\$25,659.81
756000528	756000528	CDBG	Y	\$5,446.61
756000528	756000528	CDBG	Y	\$36,644.03
756000528	756000528	CDBG	Y	\$5,650.23
756000528	756000528	CDBG	Y	\$523.51
756000528	756000528	CDBG	Y	\$7,047.59
756000528	756000528	CDBG	Y	\$1,085.35
756000528	756000528	CDBG	Y	\$20,167.94
756000528	756000528	CDBG	Y	\$9,165.36
756000528	756000528	CDBG	Y	\$8,472.67
756000528	756000528	CDBG	Y	\$8,806.77
756000528	756000528	CDBG	Y	\$3,777.86
756000528	756000528	CDBG	Y	\$3,828.07
756000528	756000528	CDBG	Y	\$5,172.62

U.S. DEPARTMENT OF HOUSING AND  
URBAN DEVELOPMENT  
OFFICE OF COMMUNITY PLANNING AND  
DEVELOPMENT

DATE: 12/16/2020  
TIME: 9:28:46 PM  
PAGE: 4/39

PR07 - Drawdown Report by Voucher Number  
- Vouchers Submitted to Loccs

IDIS

Voucher Number	Line Item	IDIS Project ID	IDIS Act ID	Voucher Created	Voucher Status
6319319	1	13	7257	10/29/2019	Completed
6319320	1	6	7256	10/29/2019	Completed
6319321	1	6	7255	10/29/2019	Completed
6319322	1	13	7225	10/29/2019	Completed
	2	13	7225	10/29/2019	Completed
6319323	1	18	7226	10/29/2019	Completed
6319324	1	18	7226	10/29/2019	Completed
6319325	1	18	7226	10/29/2019	Completed
6319326	1	18	7227	10/29/2019	Completed
	2	18	7227	10/29/2019	Completed
6319327	1	7	7334	10/29/2019	Completed
6319328	1	7	7338	10/29/2019	Completed
6319329	1	7	7345	10/29/2019	Completed
6319330	1	7	7350	10/29/2019	Completed
6319331	1	7	7361	10/29/2019	Completed
6319332	1	7	7364	10/29/2019	Completed
6319337	1	17	7281	10/29/2019	Completed
6319338	1	17	7280	10/29/2019	Completed
6319339	1	16	7278	10/29/2019	Completed
6319340	1	16	7277	10/29/2019	Completed
6319341	1	17	7279	10/29/2019	Completed
6319342	1	16	7276	10/29/2019	Completed
6319343	1	14	7273	10/29/2019	Completed
6319344	1	14	7272	10/29/2019	Completed
6319345	1	17	7362	10/29/2019	Completed
6320329	1	5	7149	11/1/2019	Completed
6320330	1	6	7353	11/1/2019	Completed
6320332	1	1	7245	11/1/2019	Completed
6320334	1	1	7244	11/1/2019	Completed
6320335	1	1	7246	11/1/2019	Completed
6320338	1	1	7248	11/1/2019	Completed
6320340	1	1	7247	11/1/2019	Completed
6320341	1	1	7249	11/1/2019	Completed
6320342	1	2	7250	11/1/2019	Completed
6320344	1	2	7252	11/1/2019	Completed
6320348	1	24	7161	11/1/2019	Completed
6320349	1	3	7253	11/1/2019	Completed
6322616	1	7	7346	11/12/2019	Completed
6322617	1	7	7347	11/12/2019	Completed
6322618	1	7	7348	11/12/2019	Completed
6322619	1	7	7360	11/12/2019	Completed
6328361	1	16	7275	12/2/2019	Completed
6328362	1	14	7270	12/2/2019	Completed
6328364	1	14	7270	12/2/2019	Completed
6328447	1	18	7269	12/2/2019	Completed
6328450	1	7	7349	12/2/2019	Completed
6328453	1	7	7369	12/2/2019	Completed
6328906	1	5	7149	12/3/2019	Completed
	2	5	7149	12/3/2019	Completed
6329570	1	18	7358	12/5/2019	Completed
6329572	1	18	7359	12/5/2019	Completed
6329582	1	18	7355	12/5/2019	Completed

U.S. DEPARTMENT OF HOUSING AND  
 URBAN DEVELOPMENT  
 OFFICE OF COMMUNITY PLANNING AND  
 DEVELOPMENT

DATE: 12/16/2020  
 TIME: 9:28:46 PM  
 PAGE: 5/39

PR07 - Drawdown Report by Voucher Number  
 - Vouchers Submitted to Loccs

IDIS

Status Date	LOCCS Send Date	Grant Number	CARES Act	Grant Year	Fund Type
10/31/2019	10/30/2019	B18MC480010		2018	EN
10/31/2019	10/30/2019	B18MC480010		2018	EN
10/31/2019	10/30/2019	B18MC480010		2018	EN
10/31/2019	10/30/2019	M17MC480204		2017	CR
10/31/2019	10/30/2019	M18MC480204		2018	CR
10/31/2019	10/30/2019	M17MC480204		2017	CR
10/31/2019	10/30/2019	M17MC480204		2017	CR
10/31/2019	10/30/2019	M18MC480204		2018	EN
10/31/2019	10/30/2019	M17MC480204		2017	CR
10/31/2019	10/30/2019	M18MC480204		2018	CR
10/31/2019	10/30/2019	M18MC480204		2018	EN
10/31/2019	10/30/2019	M18MC480204		2018	EN
10/31/2019	10/30/2019	M18MC480204		2018	EN
10/31/2019	10/30/2019	M18MC480204		2018	EN
10/31/2019	10/30/2019	M18MC480204		2018	EN
10/31/2019	10/30/2019	M18MC480204		2018	EN
10/31/2019	10/30/2019	TXH18F002		2018	EN
10/31/2019	10/30/2019	TXH18F002		2018	EN
10/31/2019	10/30/2019	TXH18F002		2018	EN
10/31/2019	10/30/2019	TXH18F002		2018	EN
10/31/2019	10/30/2019	TXH18F002		2018	EN
10/31/2019	10/30/2019	TXH18F002		2018	EN
10/31/2019	10/30/2019	E18MC480010		2018	EN
10/31/2019	10/30/2019	E18MC480010		2018	EN
10/31/2019	10/30/2019	TXH18F002		2018	EN
11/02/2019	11/1/2019	B17MC480010		2017	EN
11/02/2019	11/1/2019	B18MC480010		2018	EN
11/02/2019	11/1/2019	B18MC480010		2018	AD
11/02/2019	11/1/2019	B18MC480010		2018	AD
11/02/2019	11/1/2019	B18MC480010		2018	AD
11/02/2019	11/1/2019	B18MC480010		2018	AD
11/02/2019	11/1/2019	B18MC480010		2018	AD
11/02/2019	11/1/2019	B18MC480010		2018	EN
11/02/2019	11/1/2019	B18MC480010		2018	EN
11/02/2019	11/1/2019	B15MC480010		2015	EN
11/02/2019	11/1/2019	B18MC480010		2018	EN
11/16/2019	11/15/2019	M18MC480204		2018	EN
11/16/2019	11/15/2019	M18MC480204		2018	EN
11/16/2019	11/15/2019	M18MC480204		2018	EN
11/16/2019	11/15/2019	M18MC480204		2018	EN
12/05/2019	12/4/2019	TXH18F002		2018	EN
12/05/2019	12/4/2019	E18MC480010		2018	AD
12/05/2019	12/4/2019	E18MC480010		2018	AD
12/03/2019	12/2/2019	M18MC480204		2018	CO
12/02/2019	12/2/2019	M18MC480204		2018	PI
12/02/2019	12/2/2019	M18MC480204		2018	PI
12/04/2019	12/4/2019	B00MC480010		2000	LA
12/04/2019	12/4/2019	B18MC480010		2018	LA
12/11/2019	12/10/2019	M18MC480204		2018	CR
12/11/2019	12/10/2019	M18MC480204		2018	CR
12/10/2019	12/9/2019	M17MC480204		2017	CR

U.S. DEPARTMENT OF HOUSING AND  
 URBAN DEVELOPMENT  
 OFFICE OF COMMUNITY PLANNING AND  
 DEVELOPMENT  
 PR07 - Drawdown Report by Voucher Number  
 - Vouchers Submitted to Loccs

DATE: 12/16/2020  
 TIME: 9:28:46 PM  
 PAGE: 6/39

IDIS

Recipient TIN	Payee TIN	Program	PY	Drawn Amount
756000528	756000528	CDBG	Y	\$15,251.49
756000528	756000528	CDBG	Y	\$5,781.82
756000528	756000528	CDBG	Y	\$4,191.65
752399903	756000528	HOME		\$1,248.28
752399903	756000528	HOME		\$1,415.88
752399903	756000528	HOME		\$25,562.85
752399903	756000528	HOME		\$23,971.96
756000528	756000528	HOME		\$19,619.00
752399903	756000528	HOME		\$1,529.80
752399903	756000528	HOME		\$1,115.43
756000528	756000528	HOME		\$20,000.00
756000528	756000528	HOME		\$19,750.00
756000528	756000528	HOME		\$19,959.00
756000528	756000528	HOME		\$19,995.00
756000528	756000528	HOME		\$14,516.00
756000528	756000528	HOME		\$14,930.00
756000528	756000528	HOPWA		\$17,844.66
756000528	756000528	HOPWA		\$51,307.87
756000528	756000528	HOPWA		\$43,536.80
756000528	756000528	HOPWA		\$4,497.38
756000528	756000528	HOPWA		\$4,409.15
756000528	756000528	HOPWA		\$14,172.45
756000528	756000528	HESG		\$7,804.87
756000528	756000528	HESG		\$9,183.53
756000528	756000528	HOPWA		\$1,047.50
756000528	756000528	CDBG	Y	\$7,284.64
756000528	756000528	CDBG	Y	\$2,295.00
756000528	756000528	CDBG	Y	\$3,199.83
756000528	756000528	CDBG	Y	\$6,281.80
756000528	756000528	CDBG	Y	\$54,256.85
756000528	756000528	CDBG	Y	\$53,976.28
756000528	756000528	CDBG	Y	\$58,823.93
756000528	756000528	CDBG	Y	\$21,503.79
756000528	756000528	CDBG	Y	\$12,271.06
756000528	756000528	CDBG	Y	\$37,862.21
756000528	756000528	CDBG	Y	\$27,234.73
756000528	756000528	CDBG	Y	\$112,311.33
756000528	756000528	HOME		\$20,000.00
756000528	756000528	HOME		\$20,000.00
756000528	756000528	HOME		\$20,000.00
756000528	756000528	HOME		\$11,240.00
756000528	756000528	HOPWA		\$340.00
756000528	756000528	HESG		\$3,930.68
756000528	756000528	HESG		\$7,608.30
752399903	756000528	HOME		\$6,454.72
756000528	756000528	HOME		\$20,000.00
756000528	756000528	HOME		\$14,999.00
756000528	756000528	CDBG	Y	\$13,256.14
756000528	756000528	CDBG	Y	\$15,693.06
752399903	756000528	HOME		\$34,820.00
752399903	756000528	HOME		\$34,160.00
752399903	756000528	HOME		\$17,543.69



U.S. DEPARTMENT OF HOUSING AND  
URBAN DEVELOPMENT  
OFFICE OF COMMUNITY PLANNING AND  
DEVELOPMENT

DATE: 12/16/2020  
TIME: 9:28:46 PM  
PAGE: 7/39

PR07 - Drawdown Report by Voucher Number  
- Vouchers Submitted to Loccs

IDIS

Voucher Number	Line Item	IDIS Project ID	IDIS Act ID	Voucher Created	Voucher Status
6329582	2	18	7355	12/5/2019	Completed
6329584	1	18	7357	12/5/2019	Completed
6329586	1	18	7356	12/5/2019	Completed
6329592	1	7	7365	12/5/2019	Completed
6331785	1	1	7268	12/11/2019	Completed
	2	1	7268	12/11/2019	Completed
6331816	2	7	7372	12/11/2019	Completed
6331826	1	12	7422	12/11/2019	Completed
	2	12	7422	12/11/2019	Completed
6331827	1	7	7370	12/11/2019	Completed
6331829	1	3	7253	12/11/2019	Completed
6331834	1	6	7353	12/11/2019	Completed
6331837	1	7	7341	12/11/2019	Completed
6331842	1	7	7366	12/11/2019	Completed
6336863	1	1	7268	12/30/2019	Completed
6336869	1	7	7368	12/30/2019	Completed
6336874	1	7	7371	12/30/2019	Completed
6336879	1	1	7375	12/30/2019	Completed
6336882	1	1	7374	12/30/2019	Completed
6336885	1	1	7376	12/30/2019	Completed
6336889	1	1	7377	12/30/2019	Completed
6336891	1	1	7378	12/30/2019	Completed
6336892	1	2	7379	12/30/2019	Completed
6336893	1	2	7380	12/30/2019	Completed
6336896	1	7	7313	12/30/2019	Completed
	2	7	7313	12/30/2019	Completed
6336897	1	5	7149	12/30/2019	Completed
6336899	1	24	7161	12/30/2019	Completed
6336900	1	1	7375	12/30/2019	Completed
6336904	1	1	7374	12/30/2019	Completed
6336905	1	1	7376	12/30/2019	Completed
6336907	1	1	7377	12/30/2019	Completed
6336910	1	1	7378	12/30/2019	Completed
6336911	1	2	7379	12/30/2019	Completed
6336912	1	2	7380	12/30/2019	Completed
6336915	1	3	7382	12/30/2019	Completed
6336916	1	24	7161	12/30/2019	Completed
6336917	1	5	7149	12/30/2019	Completed
6336920	1	3	7253	12/30/2019	Completed
6336923	1	3	7253	12/30/2019	Completed
6338148	1	18	7269	1/6/2020	Completed
6338507	1	7	7367	1/7/2020	Completed
	2	7	7367	1/7/2020	Completed
6338541	1	7	7373	1/7/2020	Completed
6338997	1	7	7421	1/8/2020	Completed
6339047	1	18	7228	1/8/2020	Completed
6339897	1	75	7101	1/10/2020	Completed
6339901	1	7	7313	1/10/2020	Completed
6340747	1	10	7401	1/14/2020	Completed
6340754	1	10	7401	1/14/2020	Completed
6340756	1	10	7400	1/14/2020	Completed
6340758	1	8	7393	1/14/2020	Completed

U.S. DEPARTMENT OF HOUSING AND  
URBAN DEVELOPMENT  
OFFICE OF COMMUNITY PLANNING AND  
DEVELOPMENT

DATE: 12/16/2020  
TIME: 9:28:46 PM  
PAGE: 8/39

PR07 - Drawdown Report by Voucher Number  
- Vouchers Submitted to Loccs

IDIS

Status Date	LOCCS Send Date	Grant Number	CARES Act	Grant Year	Fund Type
12/10/2019	12/9/2019	M18MC480204		2018	CR
12/11/2019	12/10/2019	M18MC480204		2018	CR
12/11/2019	12/10/2019	M18MC480204		2018	CR
12/17/2019	12/16/2019	M18MC480204		2018	EN
12/17/2019	12/16/2019	M18MC480204		2018	AD
12/17/2019	12/16/2019	M18MC480204		2018	PA
12/16/2019	12/16/2019	M18MC480204		2018	PI
12/16/2019	12/16/2019	B19MC480010		2019	PI
12/16/2019	12/16/2019	B18MC480010		2018	EN
12/16/2019	12/16/2019	M18MC480204		2018	PI
12/17/2019	12/16/2019	B18MC480010		2018	EN
12/17/2019	12/16/2019	B18MC480010		2018	EN
12/17/2019	12/16/2019	B16MC480010		2016	EN
12/17/2019	12/16/2019	M18MC480204		2018	EN
01/03/2020	1/2/2020	M18MC480204		2018	AD
01/03/2020	1/2/2020	M18MC480204		2018	EN
01/03/2020	1/2/2020	M18MC480204		2018	EN
01/04/2020	1/3/2020	B19MC480010		2019	AD
01/04/2020	1/3/2020	B19MC480010		2019	AD
01/04/2020	1/3/2020	B19MC480010		2019	AD
01/04/2020	1/3/2020	B19MC480010		2019	AD
01/04/2020	1/3/2020	B19MC480010		2019	AD
01/04/2020	1/3/2020	B19MC480010		2019	EN
01/04/2020	1/3/2020	B19MC480010		2019	EN
01/04/2020	1/3/2020	B16MC480010		2016	EN
01/04/2020	1/3/2020	B17MC480010		2017	EN
01/04/2020	1/3/2020	B17MC480010		2017	EN
01/04/2020	1/3/2020	B17MC480010		2017	EN
01/04/2020	1/3/2020	B19MC480010		2019	AD
01/04/2020	1/3/2020	B19MC480010		2019	AD
01/04/2020	1/3/2020	B19MC480010		2019	AD
01/04/2020	1/3/2020	B19MC480010		2019	AD
01/04/2020	1/3/2020	B19MC480010		2019	AD
01/04/2020	1/3/2020	B19MC480010		2019	EN
01/04/2020	1/3/2020	B19MC480010		2019	EN
01/04/2020	1/3/2020	B19MC480010		2019	EN
01/04/2020	1/3/2020	B17MC480010		2017	EN
01/04/2020	1/3/2020	B17MC480010		2017	EN
01/04/2020	1/3/2020	B18MC480010		2018	EN
01/04/2020	1/3/2020	B18MC480010		2018	EN
01/09/2020	1/8/2020	M18MC480204		2018	CO
01/09/2020	1/8/2020	M18MC480204		2018	EN
01/09/2020	1/8/2020	M18MC480204		2018	PI
01/08/2020	1/8/2020	M19MC480204		2019	PI
01/08/2020	1/8/2020	M18MC480204		2018	PI
01/09/2020	1/8/2020	M17MC480204		2017	CR
01/17/2020	1/16/2020	B16MC480010		2016	EN
01/17/2020	1/16/2020	B16MC480010		2016	EN
01/17/2020	1/16/2020	B19MC480010		2019	EN
01/17/2020	1/16/2020	B19MC480010		2019	EN
01/17/2020	1/16/2020	B19MC480010		2019	EN
01/17/2020	1/16/2020	B19MC480010		2019	EN

U.S. DEPARTMENT OF HOUSING AND  
 URBAN DEVELOPMENT  
 OFFICE OF COMMUNITY PLANNING AND  
 DEVELOPMENT  
 PR07 - Drawdown Report by Voucher Number  
 - Vouchers Submitted to Loccs

DATE: 12/16/2020  
 TIME: 9:28:46 PM  
 PAGE: 9/39

IDIS

Recipient TIN	Payee TIN	Program	PY	Drawn Amount
752399903	756000528	HOME		\$16,286.31
752399903	756000528	HOME		\$34,160.00
752399903	756000528	HOME		\$34,670.00
756000528	756000528	HOME		\$1,000.00
756000528	756000528	HOME		\$23,433.92
756000528	756000528	HOME		\$7,541.50
756000528	756000528	HOME		\$1,699.73
756000528	756000528	CDBG	Y	\$11,139.06
756000528	756000528	CDBG	Y	\$860.94
756000528	756000528	HOME		\$14,762.00
756000528	756000528	CDBG	Y	\$5,030.46
756000528	756000528	CDBG	Y	\$1,779.95
756000528	756000528	CDBG	Y	\$9,750.00
756000528	756000528	HOME		\$1,000.00
756000528	756000528	HOME		\$33,589.93
756000528	756000528	HOME		\$14,999.00
756000528	756000528	HOME		\$14,982.00
756000528	756000528	CDBG		\$5,581.25
756000528	756000528	CDBG		\$6,491.21
756000528	756000528	CDBG		\$23,691.16
756000528	756000528	CDBG		\$53,920.59
756000528	756000528	CDBG		\$20,470.78
756000528	756000528	CDBG		\$11,401.57
756000528	756000528	CDBG		\$35,225.83
756000528	756000528	CDBG		\$147,245.03
756000528	756000528	CDBG		\$67,405.01
756000528	756000528	CDBG		\$47,861.87
756000528	756000528	CDBG		\$19,403.22
756000528	756000528	CDBG		\$2,950.24
756000528	756000528	CDBG		\$6,326.00
756000528	756000528	CDBG		\$29,712.36
756000528	756000528	CDBG		\$52,515.27
756000528	756000528	CDBG		\$18,707.54
756000528	756000528	CDBG		\$14,005.20
756000528	756000528	CDBG		\$31,922.70
756000528	756000528	CDBG		\$618.65
756000528	756000528	CDBG		\$2,171.00
756000528	756000528	CDBG		\$41,319.00
756000528	756000528	CDBG		\$49,993.74
756000528	756000528	CDBG		\$13,958.40
752399903	756000528	HOME		\$18,688.75
756000528	756000528	HOME		\$2,053.18
756000528	756000528	HOME		\$12,945.82
756000528	756000528	HOME		\$1,000.00
756000528	756000528	HOME		\$1,000.00
752399903	756000528	HOME		\$2,276.71
756000528	756000528	CDBG		\$4,842.23
756000528	756000528	CDBG		\$65,696.30
756000528	756000528	CDBG		\$4,612.26
756000528	756000528	CDBG		\$5,671.14
756000528	756000528	CDBG		\$5,808.10
756000528	756000528	CDBG		\$11,741.75

U.S. DEPARTMENT OF HOUSING AND  
URBAN DEVELOPMENT  
OFFICE OF COMMUNITY PLANNING AND  
DEVELOPMENT

DATE: 12/16/2020  
TIME: 9:28:46 PM  
PAGE: 10/39

PR07 - Drawdown Report by Voucher Number  
- Vouchers Submitted to Loccs

IDIS

Voucher Number	Line Item	IDIS Project ID	IDIS Act ID	Voucher Created	Voucher Status
6340760	1	8	7391	1/14/2020	Completed
6340762	1	8	7391	1/14/2020	Completed
6340763	1	13	7408	1/14/2020	Completed
6340765	1	13	7408	1/14/2020	Completed
6340766	1	13	7408	1/14/2020	Completed
6340770	1	13	7408	1/14/2020	Completed
6340774	1	13	7409	1/14/2020	Completed
6340783	1	13	7409	1/14/2020	Completed
6340784	1	13	7410	1/14/2020	Completed
6340786	1	13	7410	1/14/2020	Completed
6340788	1	10	7400	1/14/2020	Completed
6340794	1	10	7399	1/14/2020	Completed
6340796	1	12	7402	1/14/2020	Completed
6340798	1	12	7402	1/14/2020	Completed
6340800	1	15	7415	1/14/2020	Completed
6340802	1	15	7415	1/14/2020	Completed
6340803	1	15	7416	1/14/2020	Completed
6340806	1	15	7416	1/14/2020	Completed
6340810	1	15	7414	1/14/2020	Completed
6340812	1	15	7414	1/14/2020	Completed
6340813	1	23	7184	1/14/2020	Completed
6340816	1	17	7362	1/14/2020	Completed
6340818	1	17	7281	1/14/2020	Completed
6340826	1	17	7280	1/14/2020	Completed
6340988	1	7	7390	1/14/2020	Completed
6340991	1	7	7390	1/14/2020	Completed
6343273	1	7	7423	1/22/2020	Completed
6343890	1	3	7251	1/23/2020	Completed
6343891	1	5	7342	1/23/2020	Completed
6343917	1	88	6007	1/23/2020	Completed
6343919	1	1	7268	1/23/2020	Completed
6343920	1	13	7408	1/23/2020	Completed
6343921	1	13	7408	1/23/2020	Completed
6343923	1	10	7399	1/23/2020	Completed
6343926	1	9	7397	1/23/2020	Completed
6343927	1	9	7397	1/23/2020	Completed
6343928	1	10	7401	1/23/2020	Completed
6343929	1	6	7388	1/23/2020	Completed
6343931	1	6	7388	1/23/2020	Completed
6343932	1	17	7412	1/23/2020	Completed
6343934	1	17	7412	1/23/2020	Completed
6343935	1	17	7412	1/23/2020	Completed
6343942	1	5	7344	1/23/2020	Completed
6344875	1	12	7402	1/27/2020	Completed
6344876	1	9	7398	1/27/2020	Completed
6344878	1	9	7398	1/27/2020	Completed
6344880	1	10	7400	1/27/2020	Completed
6344881	1	23	7183	1/27/2020	Completed
6344884	1	23	7182	1/27/2020	Completed
6344885	1	17	7279	1/27/2020	Completed
6344889	1	17	7280	1/27/2020	Completed
6344891	1	23	7184	1/27/2020	Completed

U.S. DEPARTMENT OF HOUSING AND  
URBAN DEVELOPMENT  
OFFICE OF COMMUNITY PLANNING AND  
DEVELOPMENT

DATE: 12/16/2020  
TIME: 9:28:46 PM  
PAGE: 11/39

PR07 - Drawdown Report by Voucher Number  
- Vouchers Submitted to Loccs

IDIS

Status Date	LOCCS Send Date	Grant Number	CARES Act	Grant Year	Fund Type
01/17/2020	1/16/2020	B19MC480010		2019	EN
01/17/2020	1/16/2020	B19MC480010		2019	EN
01/17/2020	1/16/2020	E19MC480010		2019	EN
01/17/2020	1/16/2020	E19MC480010		2019	EN
01/17/2020	1/16/2020	E19MC480010		2019	EN
01/17/2020	1/16/2020	E19MC480010		2019	EN
01/17/2020	1/16/2020	E19MC480010		2019	EN
01/17/2020	1/16/2020	E19MC480010		2019	EN
01/17/2020	1/16/2020	E19MC480010		2019	EN
01/17/2020	1/16/2020	E19MC480010		2019	EN
01/17/2020	1/16/2020	B19MC480010		2019	EN
01/17/2020	1/16/2020	B19MC480010		2019	EN
01/17/2020	1/16/2020	B19MC480010		2019	EN
01/17/2020	1/16/2020	B19MC480010		2019	EN
01/17/2020	1/16/2020	TXH19F002		2019	EN
01/17/2020	1/16/2020	TXH19F002		2019	EN
01/17/2020	1/16/2020	TXH19F002		2019	EN
01/17/2020	1/16/2020	TXH19F002		2019	EN
01/17/2020	1/16/2020	TXH19F002		2019	EN
01/17/2020	1/16/2020	TXH19F002		2019	EN
01/17/2020	1/16/2020	TXH17F002		2017	EN
01/17/2020	1/16/2020	TXH18F002		2018	EN
01/17/2020	1/16/2020	TXH18F002		2018	EN
01/17/2020	1/16/2020	TXH18F002		2018	EN
01/17/2020	1/16/2020	B19MC480010		2019	EN
01/17/2020	1/16/2020	B19MC480010		2019	EN
01/28/2020	1/28/2020	M19MC480204		2019	PI
01/28/2020	1/27/2020	B18MC480010		2018	EN
01/28/2020	1/27/2020	B18MC480010		2018	EN
01/29/2020	1/28/2020	M16MC480204		2016	CR
01/29/2020	1/28/2020	M18MC480204		2018	AD
01/28/2020	1/27/2020	E19MC480010		2019	EN
01/28/2020	1/27/2020	E19MC480010		2019	EN
01/28/2020	1/27/2020	B19MC480010		2019	EN
01/28/2020	1/27/2020	B19MC480010		2019	EN
01/28/2020	1/27/2020	B19MC480010		2019	EN
01/28/2020	1/27/2020	B19MC480010		2019	EN
01/28/2020	1/27/2020	B19MC480010		2019	EN
01/28/2020	1/27/2020	B19MC480010		2019	EN
01/28/2020	1/27/2020	TXH19F002		2019	EN
01/28/2020	1/27/2020	TXH19F002		2019	EN
01/28/2020	1/27/2020	TXH19F002		2019	EN
01/28/2020	1/27/2020	B18MC480010		2018	EN
01/29/2020	1/28/2020	B19MC480010		2019	EN
01/29/2020	1/28/2020	B19MC480010		2019	EN
01/29/2020	1/28/2020	B19MC480010		2019	EN
01/29/2020	1/28/2020	B19MC480010		2019	EN
01/29/2020	1/28/2020	TXH17F002		2017	EN
01/29/2020	1/28/2020	TXH17F002		2017	EN
01/29/2020	1/28/2020	TXH18F002		2018	EN
01/29/2020	1/28/2020	TXH18F002		2018	EN
01/29/2020	1/28/2020	TXH17F002		2017	EN

U.S. DEPARTMENT OF HOUSING AND  
 URBAN DEVELOPMENT  
 OFFICE OF COMMUNITY PLANNING AND  
 DEVELOPMENT  
 PR07 - Drawdown Report by Voucher Number  
 - Vouchers Submitted to Loccs

DATE: 12/16/2020  
 TIME: 9:28:46 PM  
 PAGE: 12/39

IDIS

Recipient TIN	Payee TIN	Program	PY	Drawn Amount
756000528	756000528	CDBG		\$14,279.95
756000528	756000528	CDBG		\$6,473.18
756000528	756000528	HESG		\$12,448.48
756000528	756000528	HESG		\$3,385.70
756000528	756000528	HESG		\$5,656.32
756000528	756000528	HESG		\$5,644.62
756000528	756000528	HESG		\$9,127.67
756000528	756000528	HESG		\$8,868.30
756000528	756000528	HESG		\$7,650.01
756000528	756000528	HESG		\$7,776.15
756000528	756000528	CDBG		\$5,814.18
756000528	756000528	CDBG		\$9,168.27
756000528	756000528	CDBG		\$13,838.08
756000528	756000528	CDBG		\$10,899.12
756000528	756000528	HOPWA		\$14,145.33
756000528	756000528	HOPWA		\$16,283.00
756000528	756000528	HOPWA		\$4,497.45
756000528	756000528	HOPWA		\$4,571.84
756000528	756000528	HOPWA		\$467.50
756000528	756000528	HOPWA		\$467.50
756000528	756000528	HOPWA		\$9,583.19
756000528	756000528	HOPWA		\$1,850.00
756000528	756000528	HOPWA		\$12,651.94
756000528	756000528	HOPWA		\$46,607.10
756000528	756000528	CDBG		\$11,093.51
756000528	756000528	CDBG		\$11,129.10
756000528	756000528	HOME		\$9,038.00
756000528	756000528	CDBG		\$175,886.39
756000528	756000528	CDBG		\$62,305.99
752399903	756000528	HOME		\$3,605.00
756000528	756000528	HOME		\$34,891.37
756000528	756000528	HESG		\$20,723.08
756000528	756000528	HESG		\$7,292.50
756000528	756000528	CDBG		\$9,726.29
756000528	756000528	CDBG		\$8,765.07
756000528	756000528	CDBG		\$2,565.29
756000528	756000528	CDBG		\$4,488.27
756000528	756000528	CDBG		\$4,736.57
756000528	756000528	CDBG		\$7,145.43
756000528	756000528	HOPWA		\$36,795.00
756000528	756000528	HOPWA		\$35,569.00
756000528	756000528	HOPWA		\$15,355.00
756000528	756000528	CDBG		\$11,474.10
756000528	756000528	CDBG		\$11,459.72
756000528	756000528	CDBG		\$976.36
756000528	756000528	CDBG		\$487.41
756000528	756000528	CDBG		\$5,814.18
756000528	756000528	HOPWA		\$5,867.36
756000528	756000528	HOPWA		\$861.47
756000528	756000528	HOPWA		\$1,146.23
756000528	756000528	HOPWA		\$27,911.26
756000528	756000528	HOPWA		\$3,688.87

U.S. DEPARTMENT OF HOUSING AND  
URBAN DEVELOPMENT  
OFFICE OF COMMUNITY PLANNING AND  
DEVELOPMENT

DATE: 12/16/2020  
TIME: 9:28:46 PM  
PAGE: 13/39

PR07 - Drawdown Report by Voucher Number  
- Vouchers Submitted to Loccs

IDIS

Voucher Number	Line Item	IDIS Project ID	IDIS Act ID	Voucher Created	Voucher Status
6344892	1	17	7281	1/27/2020	Completed
6344893	1	17	7362	1/27/2020	Completed
6345315	1	7	7424	1/28/2020	Completed
6345346	1	7	7396	1/28/2020	Completed
	2	7	7396	1/28/2020	Completed
6345800	1	2	7380	1/29/2020	Completed
	2	2	7380	1/29/2020	Completed
6345804	1	1	7374	1/29/2020	Completed
6345808	1	1	7375	1/29/2020	Completed
6345810	1	1	7376	1/29/2020	Completed
6345813	1	1	7378	1/29/2020	Completed
6345817	1	2	7379	1/29/2020	Completed
6345824	1	1	7377	1/29/2020	Completed
6345828	1	3	7382	1/29/2020	Completed
6345832	1	3	7253	1/29/2020	Completed
6345835	1	5	7149	1/29/2020	Completed
6345837	1	24	7161	1/29/2020	Completed
6345853	1	7	7313	1/29/2020	Completed
6346800	1	1	7268	1/31/2020	Completed
6349876	1	7	7425	2/11/2020	Completed
6351061	1	6	7389	2/14/2020	Completed
6351065	1	7	7390	2/14/2020	Completed
6351068	1	8	7393	2/14/2020	Completed
6351070	1	8	7394	2/14/2020	Completed
6351071	1	8	7394	2/14/2020	Completed
6351072	1	8	7394	2/14/2020	Completed
6351074	1	9	7398	2/14/2020	Completed
6351075	1	9	7397	2/14/2020	Completed
6351078	1	8	7391	2/14/2020	Completed
6351081	1	6	7388	2/14/2020	Completed
6351082	1	10	7399	2/14/2020	Completed
6351850	1	7	7426	2/18/2020	Completed
6351868	1	7	7427	2/18/2020	Completed
6352331	1	16	7419	2/19/2020	Completed
6352332	1	16	7418	2/19/2020	Completed
6352334	1	16	7417	2/19/2020	Completed
6352338	1	16	7417	2/19/2020	Completed
6352339	1	15	7416	2/19/2020	Completed
6352343	1	15	7415	2/19/2020	Completed
6352346	1	15	7414	2/19/2020	Completed
6352349	1	13	7410	2/19/2020	Completed
6352352	1	13	7409	2/19/2020	Completed
6352355	1	13	7408	2/19/2020	Completed
6352357	1	13	7408	2/19/2020	Completed
6352361	1	13	7408	2/19/2020	Completed
6352362	1	8	7393	2/19/2020	Completed
6352365	1	6	7389	2/19/2020	Completed
6352366	1	17	7362	2/19/2020	Completed
6352367	1	17	7279	2/19/2020	Completed
6352368	1	23	7184	2/19/2020	Completed
6352370	1	23	7183	2/19/2020	Completed
6352372	1	23	7182	2/19/2020	Completed

U.S. DEPARTMENT OF HOUSING AND  
URBAN DEVELOPMENT  
OFFICE OF COMMUNITY PLANNING AND  
DEVELOPMENT

DATE: 12/16/2020  
TIME: 9:28:46 PM  
PAGE: 14/39

PR07 - Drawdown Report by Voucher Number  
- Vouchers Submitted to Loccs

IDIS

Status Date	LOCCS Send Date	Grant Number	CARES Act	Grant Year	Fund Type
01/29/2020	1/28/2020	TXH18F002		2018	EN
01/29/2020	1/28/2020	TXH18F002		2018	EN
02/04/2020	2/3/2020	M18MC480204		2018	EN
02/04/2020	2/3/2020	M18MC480204		2018	EN
02/04/2020	2/3/2020	M18MC480204		2018	PI
01/29/2020	1/29/2020	B19MC480010		2019	EN
01/29/2020	1/29/2020	B19MC480010		2019	PI
01/30/2020	1/29/2020	B19MC480010		2019	AD
01/30/2020	1/29/2020	B19MC480010		2019	AD
01/30/2020	1/29/2020	B19MC480010		2019	AD
01/30/2020	1/29/2020	B19MC480010		2019	AD
01/30/2020	1/29/2020	B19MC480010		2019	EN
01/30/2020	1/29/2020	B19MC480010		2019	AD
01/30/2020	1/29/2020	B19MC480010		2019	EN
01/30/2020	1/29/2020	B18MC480010		2018	EN
01/30/2020	1/29/2020	B17MC480010		2017	EN
01/30/2020	1/29/2020	B17MC480010		2017	EN
01/30/2020	1/29/2020	B16MC480010		2016	EN
02/04/2020	2/3/2020	M18MC480204		2018	AD
02/17/2020	2/17/2020	M19MC480204		2019	PI
02/19/2020	2/17/2020	B19MC480010		2019	EN
02/19/2020	2/17/2020	B19MC480010		2019	EN
02/19/2020	2/17/2020	B19MC480010		2019	EN
02/19/2020	2/17/2020	B19MC480010		2019	EN
02/19/2020	2/17/2020	B19MC480010		2019	EN
02/19/2020	2/17/2020	B19MC480010		2019	EN
02/19/2020	2/17/2020	B19MC480010		2019	EN
02/19/2020	2/17/2020	B19MC480010		2019	EN
02/19/2020	2/17/2020	B19MC480010		2019	EN
02/19/2020	2/17/2020	B19MC480010		2019	EN
02/19/2020	2/17/2020	B19MC480010		2019	EN
02/19/2020	2/17/2020	B19MC480010		2019	EN
02/21/2020	2/21/2020	M19MC480204		2019	PI
02/21/2020	2/21/2020	M19MC480204		2019	PI
02/22/2020	2/21/2020	TXH19F002		2019	EN
02/22/2020	2/21/2020	TXH19F002		2019	EN
02/22/2020	2/21/2020	TXH19F002		2019	EN
02/22/2020	2/21/2020	TXH19F002		2019	EN
02/22/2020	2/21/2020	TXH19F002		2019	EN
02/22/2020	2/21/2020	TXH19F002		2019	EN
02/22/2020	2/21/2020	TXH19F002		2019	EN
02/22/2020	2/21/2020	E19MC480010		2019	EN
02/22/2020	2/21/2020	E19MC480010		2019	EN
02/22/2020	2/21/2020	E19MC480010		2019	EN
02/22/2020	2/21/2020	E19MC480010		2019	EN
02/22/2020	2/21/2020	E19MC480010		2019	EN
02/22/2020	2/21/2020	E19MC480010		2019	EN
02/22/2020	2/21/2020	B19MC480010		2019	EN
02/22/2020	2/21/2020	B19MC480010		2019	EN
02/22/2020	2/21/2020	TXH18F002		2018	EN
02/22/2020	2/21/2020	TXH18F002		2018	EN
02/22/2020	2/21/2020	TXH17F002		2017	EN
02/22/2020	2/21/2020	TXH17F002		2017	EN
02/22/2020	2/21/2020	TXH17F002		2017	EN



U.S. DEPARTMENT OF HOUSING AND  
 URBAN DEVELOPMENT  
 OFFICE OF COMMUNITY PLANNING AND  
 DEVELOPMENT  
 PR07 - Drawdown Report by Voucher Number  
 - Vouchers Submitted to Loccs

DATE: 12/16/2020  
 TIME: 9:28:46 PM  
 PAGE: 15/39

IDIS

Recipient TIN	Payee TIN	Program	PY	Drawn Amount
756000528	756000528	HOPWA		\$12,651.93
756000528	756000528	HOPWA		\$2,625.00
756000528	756000528	HOME		\$4,001.00
756000528	756000528	HOME		\$13,999.00
756000528	756000528	HOME		\$1,000.00
756000528	756000528	CDBG		\$33,409.04
756000528	756000528	CDBG		\$4,432.28
756000528	756000528	CDBG		\$6,668.14
756000528	756000528	CDBG		\$1,439.17
756000528	756000528	CDBG		\$23,265.71
756000528	756000528	CDBG		\$19,615.46
756000528	756000528	CDBG		\$12,760.74
756000528	756000528	CDBG		\$56,474.64
756000528	756000528	CDBG		\$18,695.86
756000528	756000528	CDBG		\$51,540.69
756000528	756000528	CDBG		\$21,342.47
756000528	756000528	CDBG		\$40,731.37
756000528	756000528	CDBG		\$60,670.80
756000528	756000528	HOME		\$11,767.01
756000528	756000528	HOME		\$1,000.00
756000528	756000528	CDBG		\$5,611.67
756000528	756000528	CDBG		\$11,895.15
756000528	756000528	CDBG		\$7,926.06
756000528	756000528	CDBG		\$3,713.29
756000528	756000528	CDBG		\$3,674.29
756000528	756000528	CDBG		\$4,251.95
756000528	756000528	CDBG		\$163.49
756000528	756000528	CDBG		\$5,798.17
756000528	756000528	CDBG		\$8,662.50
756000528	756000528	CDBG		\$4,526.14
756000528	756000528	CDBG		\$11,029.66
756000528	756000528	HOME		\$2,000.00
756000528	756000528	HOME		\$8,378.00
756000528	756000528	HOPWA		\$8,984.20
756000528	756000528	HOPWA		\$30,689.97
756000528	756000528	HOPWA		\$2,007.69
756000528	756000528	HOPWA		\$2,007.69
756000528	756000528	HOPWA		\$4,624.34
756000528	756000528	HOPWA		\$10,949.94
756000528	756000528	HOPWA		\$340.00
756000528	756000528	HESG		\$7,793.68
756000528	756000528	HESG		\$6,994.62
756000528	756000528	HESG		\$22,812.25
756000528	756000528	HESG		\$5,991.70
756000528	756000528	HESG		\$7,352.59
756000528	756000528	CDBG		\$3,427.25
756000528	756000528	CDBG		\$8,179.15
756000528	756000528	HOPWA		\$2,075.00
756000528	756000528	HOPWA		\$842.61
756000528	756000528	HOPWA		\$5,932.94
756000528	756000528	HOPWA		\$1,975.11
756000528	756000528	HOPWA		\$4,038.53

U.S. DEPARTMENT OF HOUSING AND  
URBAN DEVELOPMENT  
OFFICE OF COMMUNITY PLANNING AND  
DEVELOPMENT

DATE: 12/16/2020  
TIME: 9:28:46 PM  
PAGE: 16/39

PR07 - Drawdown Report by Voucher Number  
- Vouchers Submitted to Loccs

IDIS

Voucher Number	Line Item	IDIS Project ID	IDIS Act ID	Voucher Created	Voucher Status
6353242	1	17	7412	2/21/2020	Completed
6355011	1	3	7382	2/26/2020	Completed
	2	3	7382	2/26/2020	Completed
6355016	1	11	7403	2/26/2020	Completed
6355018	1	1	7374	2/26/2020	Completed
6355020	1	1	7375	2/26/2020	Completed
6355022	1	1	7376	2/26/2020	Completed
6355023	1	1	7377	2/26/2020	Completed
6355027	1	1	7378	2/26/2020	Completed
6355029	1	2	7379	2/26/2020	Completed
6355047	1	2	7380	2/26/2020	Completed
6355049	1	24	7161	2/26/2020	Completed
6355051	1	3	7253	2/26/2020	Completed
6355055	1	5	7149	2/26/2020	Completed
6355059	1	5	7342	2/26/2020	Completed
6355061	1	5	7344	2/26/2020	Completed
6355062	1	5	7343	2/26/2020	Completed
6360897	3	1	7404	5/5/2020	Completed
6360898	1	7	7429	3/16/2020	Completed
6360900	1	7	7430	3/16/2020	Completed
6360904	1	13	7410	3/16/2020	Completed
6360905	1	13	7409	3/16/2020	Completed
6360906	1	13	7408	3/16/2020	Completed
6360910	1	13	7408	3/16/2020	Completed
6360914	1	13	7408	3/16/2020	Completed
6361835	1	15	7415	3/18/2020	Completed
6361837	1	15	7414	3/18/2020	Completed
6361839	1	17	7412	3/18/2020	Completed
6361841	1	16	7420	3/18/2020	Completed
6361842	1	16	7419	3/18/2020	Completed
6361843	1	16	7418	3/18/2020	Completed
6361845	1	16	7417	3/18/2020	Completed
6361846	1	15	7416	3/18/2020	Completed
6362727	1	12	7402	3/20/2020	Completed
6362729	1	10	7399	3/20/2020	Completed
6362730	1	8	7394	3/20/2020	Completed
6362731	1	10	7400	3/20/2020	Completed
6362733	1	8	7393	3/20/2020	Completed
6362734	1	9	7397	3/20/2020	Completed
6362735	1	6	7389	3/20/2020	Completed
6362737	1	6	7389	3/20/2020	Completed
6362739	1	8	7392	3/20/2020	Completed
6362741	1	10	7401	3/20/2020	Completed
6362742	1	9	7398	3/20/2020	Completed
6362746	1	6	7388	3/20/2020	Completed
6362750	1	8	7391	3/20/2020	Completed
6364497	1	1	7374	3/26/2020	Completed
6364502	1	1	7375	3/26/2020	Completed
6364503	1	1	7376	3/26/2020	Completed
6364505	1	1	7377	3/26/2020	Completed
6364506	1	1	7378	3/26/2020	Completed
6364507	1	2	7379	3/26/2020	Completed

U.S. DEPARTMENT OF HOUSING AND  
URBAN DEVELOPMENT  
OFFICE OF COMMUNITY PLANNING AND  
DEVELOPMENT

DATE: 12/16/2020  
TIME: 9:28:46 PM  
PAGE: 17/39

PR07 - Drawdown Report by Voucher Number  
- Vouchers Submitted to Loccs

IDIS

Status Date	LOCCS Send Date	Grant Number	CARES Act	Grant Year	Fund Type
02/27/2020	2/26/2020	TXH19F002		2019	EN
02/26/2020	2/26/2020	B19MC480010		2019	EN
02/26/2020	2/26/2020	B19MC480010		2019	PI
02/27/2020	2/26/2020	B19MC480010		2019	EN
02/27/2020	2/26/2020	B19MC480010		2019	AD
02/27/2020	2/26/2020	B19MC480010		2019	AD
02/27/2020	2/26/2020	B19MC480010		2019	AD
02/27/2020	2/26/2020	B19MC480010		2019	AD
02/27/2020	2/26/2020	B19MC480010		2019	EN
02/27/2020	2/26/2020	B19MC480010		2019	EN
02/27/2020	2/26/2020	B17MC480010		2017	EN
02/27/2020	2/26/2020	B18MC480010		2018	EN
02/27/2020	2/26/2020	B17MC480010		2017	EN
02/27/2020	2/26/2020	B18MC480010		2018	EN
02/27/2020	2/26/2020	B18MC480010		2018	EN
02/27/2020	2/26/2020	B18MC480010		2018	EN
02/27/2020	2/26/2020	B18MC480010		2018	EN
03/18/2020	3/17/2020	M19MC480204		2019	AD
03/18/2020	3/17/2020	M19MC480204		2019	EN
03/17/2020	3/17/2020	M19MC480204		2019	PI
03/18/2020	3/17/2020	E19MC480010		2019	EN
03/18/2020	3/17/2020	E19MC480010		2019	EN
03/18/2020	3/17/2020	E19MC480010		2019	EN
03/18/2020	3/17/2020	E19MC480010		2019	EN
03/18/2020	3/17/2020	E19MC480010		2019	EN
03/19/2020	3/18/2020	TXH19F002		2019	EN
03/19/2020	3/18/2020	TXH19F002		2019	EN
03/19/2020	3/18/2020	TXH19F002		2019	EN
03/19/2020	3/18/2020	TXH19F002		2019	EN
03/19/2020	3/18/2020	TXH19F002		2019	EN
03/19/2020	3/18/2020	TXH19F002		2019	EN
03/19/2020	3/18/2020	TXH19F002		2019	EN
03/19/2020	3/18/2020	TXH19F002		2019	EN
03/23/2020	3/23/2020	B19MC480010		2019	PI
03/23/2020	3/23/2020	B19MC480010		2019	PI
03/23/2020	3/23/2020	B19MC480010		2019	PI
03/23/2020	3/23/2020	B19MC480010		2019	PI
03/23/2020	3/23/2020	B19MC480010		2019	PI
03/23/2020	3/23/2020	B19MC480010		2019	PI
03/23/2020	3/23/2020	B19MC480010		2019	PI
03/23/2020	3/23/2020	B19MC480010		2019	PI
03/23/2020	3/23/2020	B19MC480010		2019	PI
03/23/2020	3/23/2020	B19MC480010		2019	PI
03/23/2020	3/23/2020	B19MC480010		2019	PI
03/23/2020	3/23/2020	B19MC480010		2019	PI
03/27/2020	3/26/2020	B19MC480010		2019	AD
03/27/2020	3/26/2020	B19MC480010		2019	AD
03/27/2020	3/26/2020	B19MC480010		2019	AD
03/27/2020	3/26/2020	B19MC480010		2019	AD
03/27/2020	3/26/2020	B19MC480010		2019	AD
03/26/2020	3/26/2020	B19MC480010		2019	PI

U.S. DEPARTMENT OF HOUSING AND  
 URBAN DEVELOPMENT  
 OFFICE OF COMMUNITY PLANNING AND  
 DEVELOPMENT  
 PR07 - Drawdown Report by Voucher Number  
 - Vouchers Submitted to Loccs

DATE: 12/16/2020  
 TIME: 9:28:46 PM  
 PAGE: 18/39

IDIS

Recipient TIN	Payee TIN	Program	PY	Drawn Amount
756000528	756000528	HOPWA		\$54,567.00
756000528	756000528	CDBG		\$61,733.65
756000528	756000528	CDBG		\$3,328.31
756000528	756000528	CDBG		\$19,340.10
756000528	756000528	CDBG		\$7,208.19
756000528	756000528	CDBG		\$4,914.89
756000528	756000528	CDBG		\$16,492.84
756000528	756000528	CDBG		\$62,450.95
756000528	756000528	CDBG		\$18,521.67
756000528	756000528	CDBG		\$12,109.44
756000528	756000528	CDBG		\$34,441.10
756000528	756000528	CDBG		\$936.25
756000528	756000528	CDBG		\$20,197.01
756000528	756000528	CDBG		\$15,313.43
756000528	756000528	CDBG		\$244,135.18
756000528	756000528	CDBG		\$78,450.24
756000528	756000528	CDBG		\$36,835.06
756000528	756000528	HOME		\$32,080.12
756000528	756000528	HOME		\$1,000.00
756000528	756000528	HOME		\$14,817.00
756000528	756000528	HESG		\$7,944.34
756000528	756000528	HESG		\$4,396.08
756000528	756000528	HESG		\$18,469.61
756000528	756000528	HESG		\$6,687.23
756000528	756000528	HESG		\$20,072.36
756000528	756000528	HOPWA		\$6,570.01
756000528	756000528	HOPWA		\$255.00
756000528	756000528	HOPWA		\$31,927.00
756000528	756000528	HOPWA		\$4,612.00
756000528	756000528	HOPWA		\$9,903.41
756000528	756000528	HOPWA		\$33,754.29
756000528	756000528	HOPWA		\$2,007.71
756000528	756000528	HOPWA		\$4,642.95
756000528	756000528	CDBG		\$18,215.45
756000528	756000528	CDBG		\$11,486.35
756000528	756000528	CDBG		\$3,494.97
756000528	756000528	CDBG		\$5,707.62
756000528	756000528	CDBG		\$7,479.56
756000528	756000528	CDBG		\$8,275.52
756000528	756000528	CDBG		\$5,454.52
756000528	756000528	CDBG		\$6,047.95
756000528	756000528	CDBG		\$2,368.30
756000528	756000528	CDBG		\$4,062.43
756000528	756000528	CDBG		\$2,075.68
756000528	756000528	CDBG		\$4,934.44
756000528	756000528	CDBG		\$5,104.63
756000528	756000528	CDBG		\$6,237.82
756000528	756000528	CDBG		\$4,143.24
756000528	756000528	CDBG		\$15,854.91
756000528	756000528	CDBG		\$58,674.22
756000528	756000528	CDBG		\$20,841.93
756000528	756000528	CDBG		\$11,897.47

U.S. DEPARTMENT OF HOUSING AND  
URBAN DEVELOPMENT  
OFFICE OF COMMUNITY PLANNING AND  
DEVELOPMENT

DATE: 12/16/2020  
TIME: 9:28:46 PM  
PAGE: 19/39

PR07 - Drawdown Report by Voucher Number  
- Vouchers Submitted to Loccs

IDIS

Voucher Number	Line Item	IDIS Project ID	IDIS Act ID	Voucher Created	Voucher Status
6364509	1	2	7380	3/26/2020	Completed
6364512	1	3	7382	3/26/2020	Completed
6364514	1	3	7382	3/26/2020	Completed
6364872	2	7	7432	3/27/2020	Completed
6366248	1	5	7149	4/1/2020	Completed
6367399	1	13	7408	4/7/2020	Completed
6367400	1	13	7408	4/7/2020	Completed
6367406	1	13	7410	4/7/2020	Completed
6367407	1	13	7408	4/7/2020	Completed
6367626	1	15	7414	4/8/2020	Completed
6367632	1	15	7416	4/8/2020	Completed
6367634	1	15	7415	4/8/2020	Completed
6367636	1	16	7417	4/8/2020	Completed
6367639	1	16	7418	4/8/2020	Completed
6367641	1	16	7419	4/8/2020	Completed
6367644	1	16	7420	4/8/2020	Completed
6368262	1	8	7391	4/10/2020	Completed
6368292	1	7	7390	4/10/2020	Completed
6368402	1	8	7392	4/10/2020	Completed
6370720	1	7	7435	4/20/2020	Completed
6370723	1	7	7431	4/20/2020	Completed
6371501	1	17	7412	4/22/2020	Completed
6371523	1	9	7397	4/22/2020	Completed
6371526	1	8	7394	4/22/2020	Completed
6371528	1	10	7400	4/22/2020	Completed
6371530	1	10	7399	4/22/2020	Completed
6371531	1	8	7393	4/22/2020	Completed
6371534	1	12	7402	4/22/2020	Completed
6371535	1	6	7388	4/22/2020	Completed
6371537	1	7	7390	4/22/2020	Completed
6371538	1	10	7401	4/22/2020	Completed
6371539	1	6	7389	4/22/2020	Completed
6371543	1	9	7398	4/22/2020	Completed
6373709	1	2	7379	4/29/2020	Completed
6373711	1	2	7380	4/29/2020	Completed
6373714	1	1	7374	4/29/2020	Completed
6373716	1	1	7375	4/29/2020	Completed
6373720	1	1	7376	4/29/2020	Completed
6373721	1	1	7377	4/29/2020	Completed
6373908	1	1	7378	4/30/2020	Completed
6374781	1	17	7412	5/4/2020	Completed
6376471	1	13	7408	5/11/2020	Completed
6376486	1	13	7408	5/11/2020	Completed
6376490	1	13	7410	5/11/2020	Completed
6376493	1	13	7408	5/11/2020	Completed
6376501	1	16	7420	5/11/2020	Completed
6376522	1	16	7419	5/11/2020	Completed
6376529	1	16	7418	5/11/2020	Completed
6376532	1	16	7417	5/11/2020	Completed
6376539	1	15	7416	5/11/2020	Completed
6376543	1	15	7415	5/11/2020	Completed
6376545	1	15	7414	5/11/2020	Completed

U.S. DEPARTMENT OF HOUSING AND  
URBAN DEVELOPMENT  
OFFICE OF COMMUNITY PLANNING AND  
DEVELOPMENT

DATE: 12/16/2020  
TIME: 9:28:46 PM  
PAGE: 20/39

PR07 - Drawdown Report by Voucher Number  
- Vouchers Submitted to Loccs

IDIS

Status Date	LOCCS Send Date	Grant Number	CARES Act	Grant Year	Fund Type
03/26/2020	3/26/2020	B19MC480010		2019	PI
03/26/2020	3/26/2020	B19MC480010		2019	PI
03/26/2020	3/26/2020	B19MC480010		2019	PI
04/01/2020	4/1/2020	M19MC480204		2019	PI
04/02/2020	4/1/2020	B17MC480010		2017	EN
04/09/2020	4/8/2020	E19MC480010		2019	EN
04/09/2020	4/8/2020	E19MC480010		2019	EN
04/09/2020	4/8/2020	E19MC480010		2019	EN
04/09/2020	4/8/2020	E19MC480010		2019	EN
04/09/2020	4/8/2020	TXH19F002		2019	EN
04/09/2020	4/8/2020	TXH19F002		2019	EN
04/09/2020	4/8/2020	TXH19F002		2019	EN
04/09/2020	4/8/2020	TXH19F002		2019	EN
04/09/2020	4/8/2020	TXH19F002		2019	EN
04/09/2020	4/8/2020	TXH19F002		2019	EN
04/09/2020	4/8/2020	TXH19F002		2019	EN
04/10/2020	4/10/2020	B19MC480010		2019	PI
04/10/2020	4/10/2020	B19MC480010		2019	PI
04/10/2020	4/10/2020	B19MC480010		2019	PI
04/22/2020	4/21/2020	M19MC480204		2019	EN
04/21/2020	4/21/2020	M19MC480204		2019	PI
04/23/2020	4/22/2020	TXH19F002		2019	EN
04/23/2020	4/23/2020	B19MC480010		2019	PI
04/23/2020	4/23/2020	B19MC480010		2019	PI
04/23/2020	4/23/2020	B19MC480010		2019	PI
04/23/2020	4/23/2020	B19MC480010		2019	PI
04/24/2020	4/24/2020	B19MC480010		2019	PI
04/23/2020	4/23/2020	B19MC480010		2019	PI
04/23/2020	4/23/2020	B19MC480010		2019	PI
04/23/2020	4/23/2020	B19MC480010		2019	PI
04/23/2020	4/23/2020	B19MC480010		2019	PI
04/23/2020	4/23/2020	B19MC480010		2019	PI
04/23/2020	4/23/2020	B19MC480010		2019	PI
04/23/2020	4/23/2020	B19MC480010		2019	PI
04/30/2020	4/30/2020	B19MC480010		2019	PI
04/30/2020	4/30/2020	B19MC480010		2019	PI
05/01/2020	4/30/2020	B19MC480010		2019	AD
05/01/2020	4/30/2020	B19MC480010		2019	AD
05/01/2020	4/30/2020	B19MC480010		2019	AD
05/01/2020	4/30/2020	B19MC480010		2019	AD
05/01/2020	4/30/2020	B19MC480010		2019	AD
05/06/2020	5/5/2020	TXH19F002		2019	EN
05/13/2020	5/12/2020	E19MC480010		2019	EN
05/13/2020	5/12/2020	E19MC480010		2019	EN
05/13/2020	5/12/2020	E19MC480010		2019	EN
05/13/2020	5/12/2020	E19MC480010		2019	EN
05/13/2020	5/12/2020	TXH19F002		2019	EN
05/13/2020	5/12/2020	TXH19F002		2019	EN
05/13/2020	5/12/2020	TXH19F002		2019	EN
05/13/2020	5/12/2020	TXH19F002		2019	EN
05/13/2020	5/12/2020	TXH19F002		2019	EN
05/13/2020	5/12/2020	TXH19F002		2019	EN
05/13/2020	5/12/2020	TXH19F002		2019	EN
05/13/2020	5/12/2020	TXH19F002		2019	EN
05/13/2020	5/12/2020	TXH19F002		2019	EN

U.S. DEPARTMENT OF HOUSING AND  
 URBAN DEVELOPMENT  
 OFFICE OF COMMUNITY PLANNING AND  
 DEVELOPMENT  
 PR07 - Drawdown Report by Voucher Number  
 - Vouchers Submitted to Loccs

DATE: 12/16/2020  
 TIME: 9:28:46 PM  
 PAGE: 21/39

IDIS

Recipient TIN	Payee TIN	Program	PY	Drawn Amount
756000528	756000528	CDBG		\$36,403.77
756000528	756000528	CDBG		\$46,586.68
756000528	756000528	CDBG		\$101,549.05
756000528	756000528	HOME		\$2,523.03
756000528	756000528	CDBG		\$16,878.59
756000528	756000528	HESG		\$3,259.12
756000528	756000528	HESG		\$12,031.91
756000528	756000528	HESG		\$7,765.12
756000528	756000528	HESG		\$10,422.67
756000528	756000528	HOPWA		\$297.50
756000528	756000528	HOPWA		\$4,605.74
756000528	756000528	HOPWA		\$4,062.86
756000528	756000528	HOPWA		\$1,972.48
756000528	756000528	HOPWA		\$29,203.54
756000528	756000528	HOPWA		\$10,497.61
756000528	756000528	HOPWA		\$3,285.62
756000528	756000528	CDBG		\$8,551.21
756000528	756000528	CDBG		\$10,319.16
756000528	756000528	CDBG		\$2,260.65
756000528	756000528	HOME		\$1,000.00
756000528	756000528	HOME		\$14,999.00
756000528	756000528	HOPWA		\$33,379.00
756000528	756000528	CDBG		\$6,932.20
756000528	756000528	CDBG		\$3,971.59
756000528	756000528	CDBG		\$4,698.63
756000528	756000528	CDBG		\$11,032.26
756000528	756000528	CDBG		\$8,226.75
756000528	756000528	CDBG		\$12,127.77
756000528	756000528	CDBG		\$5,816.33
756000528	756000528	CDBG		\$10,481.66
756000528	756000528	CDBG		\$4,922.94
756000528	756000528	CDBG		\$6,106.18
756000528	756000528	CDBG		\$2,441.72
756000528	756000528	CDBG		\$13,041.10
756000528	756000528	CDBG		\$38,843.03
756000528	756000528	CDBG		\$6,667.13
756000528	756000528	CDBG		\$6,446.46
756000528	756000528	CDBG		\$15,650.01
756000528	756000528	CDBG		\$70,230.90
756000528	756000528	CDBG		\$17,965.75
756000528	756000528	HOPWA		\$35,914.00
756000528	756000528	HESG		\$15,099.65
756000528	756000528	HESG		\$3,140.99
756000528	756000528	HESG		\$5,170.59
756000528	756000528	HESG		\$10,638.00
756000528	756000528	HOPWA		\$6,760.62
756000528	756000528	HOPWA		\$10,078.53
756000528	756000528	HOPWA		\$28,879.87
756000528	756000528	HOPWA		\$1,867.24
756000528	756000528	HOPWA		\$4,861.47
756000528	756000528	HOPWA		\$14,407.17
756000528	756000528	HOPWA		\$212.50

U.S. DEPARTMENT OF HOUSING AND  
URBAN DEVELOPMENT  
OFFICE OF COMMUNITY PLANNING AND  
DEVELOPMENT

DATE: 12/16/2020  
TIME: 9:28:46 PM  
PAGE: 22/39

PR07 - Drawdown Report by Voucher Number  
- Vouchers Submitted to Loccs

IDIS

Voucher Number	Line Item	IDIS Project ID	IDIS Act ID	Voucher Created	Voucher Status
6376586	1	1	7404	5/11/2020	Completed
6376955	1	1	7404	5/12/2020	Completed
6376958	1	7	7440	5/12/2020	Completed
6376960	1	26	7221	5/12/2020	Completed
6378531	1	5	7384	5/19/2020	Completed
6378540	1	5	7384	5/19/2020	Completed
6378548	1	5	7384	5/19/2020	Completed
6378551	1	5	7384	5/19/2020	Completed
6378556	1	5	7384	5/19/2020	Completed
6381351	1	1	7404	5/29/2020	Completed
6381434	1	7	7439	5/29/2020	Completed
6381436	1	7	7443	5/29/2020	Completed
6382201	1	25	7163	6/2/2020	Completed
6382203	1	3	7382	6/2/2020	Completed
	2	3	7382	6/2/2020	Completed
6382204	1	1	7375	6/2/2020	Completed
6382205	1	1	7374	6/2/2020	Completed
6382207	1	1	7376	6/2/2020	Completed
6382208	1	1	7377	6/2/2020	Completed
6382209	1	1	7378	6/2/2020	Completed
6382254	1	2	7379	6/3/2020	Completed
6382257	1	2	7380	6/3/2020	Completed
6382259	1	6	7388	6/3/2020	Completed
6382263	1	12	7402	6/3/2020	Completed
6382267	1	8	7391	6/3/2020	Completed
6382279	1	8	7392	6/3/2020	Completed
6382282	1	10	7399	6/3/2020	Completed
6382285	1	10	7400	6/3/2020	Completed
6382289	1	8	7394	6/3/2020	Completed
6382318	1	9	7397	6/3/2020	Completed
6382324	1	7	7390	6/3/2020	Completed
6382335	1	6	7389	6/3/2020	Completed
6382344	1	10	7401	6/3/2020	Completed
6382355	1	10	7401	6/3/2020	Completed
6382610	1	24	7161	6/3/2020	Completed
6382614	1	24	7161	6/3/2020	Completed
6382617	1	25	7163	6/3/2020	Completed
6382621	1	25	7163	6/3/2020	Completed
6382631	1	2	7252	6/3/2020	Completed
6382634	1	3	7253	6/3/2020	Completed
6382640	1	5	7342	6/3/2020	Completed
6382641	1	5	7344	6/3/2020	Completed
6382642	1	5	7343	6/3/2020	Completed
6382649	1	7	7363	6/3/2020	Completed
6382656	1	18	7332	6/3/2020	Completed
6382658	1	7	7436	6/3/2020	Completed
6382659	1	7	7444	6/3/2020	Completed
6382660	1	7	7448	6/3/2020	Completed
6382661	1	18	7355	6/3/2020	Completed
6382662	1	7	7446	6/3/2020	Completed
6382663	1	7	7450	6/3/2020	Completed
6382665	1	7	7447	6/3/2020	Completed



U.S. DEPARTMENT OF HOUSING AND  
 URBAN DEVELOPMENT  
 OFFICE OF COMMUNITY PLANNING AND  
 DEVELOPMENT

DATE: 12/16/2020  
 TIME: 9:28:46 PM  
 PAGE: 23/39

PR07 - Drawdown Report by Voucher Number  
 - Vouchers Submitted to Loccs

IDIS

Status Date	LOCCS Send Date	Grant Number	CARES Act	Grant Year	Fund Type
05/12/2020	5/12/2020	M19MC480204		2019	PA
05/13/2020	5/12/2020	M19MC480204		2019	AD
05/13/2020	5/12/2020	M19MC480204		2019	CO
05/13/2020	5/12/2020	M15MC480204		2015	EN
05/19/2020	5/19/2020	B19MC480010		2019	PI
05/19/2020	5/19/2020	B19MC480010		2019	PI
05/19/2020	5/19/2020	B19MC480010		2019	PI
05/19/2020	5/19/2020	B19MC480010		2019	PI
05/19/2020	5/19/2020	B19MC480010		2019	PI
05/30/2020	5/29/2020	M19MC480204		2019	AD
05/30/2020	5/29/2020	M19MC480204		2019	EN
05/30/2020	5/29/2020	M19MC480204		2019	EN
06/03/2020	6/3/2020	B19MC480010		2019	PI
06/03/2020	6/3/2020	B19MC480010		2019	PI
06/03/2020	6/3/2020	B19MC480010		2019	EN
06/04/2020	6/3/2020	B19MC480010		2019	AD
06/04/2020	6/3/2020	B19MC480010		2019	AD
06/04/2020	6/3/2020	B19MC480010		2019	AD
06/04/2020	6/3/2020	B19MC480010		2019	AD
06/04/2020	6/3/2020	B19MC480010		2019	AD
06/04/2020	6/3/2020	B19MC480010		2019	EN
06/04/2020	6/3/2020	B19MC480010		2019	EN
06/04/2020	6/3/2020	B19MC480010		2019	EN
06/04/2020	6/3/2020	B19MC480010		2019	EN
06/04/2020	6/3/2020	B19MC480010		2019	EN
06/04/2020	6/3/2020	B19MC480010		2019	EN
06/04/2020	6/3/2020	B19MC480010		2019	EN
06/04/2020	6/3/2020	B19MC480010		2019	EN
06/04/2020	6/3/2020	B19MC480010		2019	EN
06/04/2020	6/3/2020	B19MC480010		2019	EN
06/04/2020	6/3/2020	B19MC480010		2019	EN
06/04/2020	6/3/2020	B19MC480010		2019	EN
06/04/2020	6/3/2020	B19MC480010		2019	EN
06/04/2020	6/3/2020	B19MC480010		2019	EN
06/04/2020	6/3/2020	B19MC480010		2019	EN
06/04/2020	6/3/2020	B19MC480010		2019	EN
06/04/2020	6/3/2020	B19MC480010		2019	EN
06/04/2020	6/3/2020	B17MC480010		2017	EN
06/04/2020	6/3/2020	B17MC480010		2017	EN
06/04/2020	6/3/2020	B17MC480010		2017	EN
06/04/2020	6/3/2020	B17MC480010		2017	EN
06/04/2020	6/3/2020	B18MC480010		2018	EN
06/04/2020	6/3/2020	B18MC480010		2018	EN
06/04/2020	6/3/2020	B18MC480010		2018	EN
06/04/2020	6/3/2020	B18MC480010		2018	EN
06/04/2020	6/3/2020	B18MC480010		2018	EN
06/05/2020	6/4/2020	B14MC480010		2014	EN
06/05/2020	6/4/2020	B14MC480010		2014	EN
06/06/2020	6/5/2020	M19MC480204		2019	EN
06/06/2020	6/5/2020	M19MC480204		2019	EN
06/06/2020	6/5/2020	M19MC480204		2019	EN
06/06/2020	6/5/2020	M19MC480204		2019	EN
06/06/2020	6/5/2020	M19MC480204		2019	EN
06/06/2020	6/5/2020	M19MC480204		2019	EN
06/06/2020	6/5/2020	M19MC480204		2019	EN
06/06/2020	6/5/2020	M19MC480204		2019	EN

U.S. DEPARTMENT OF HOUSING AND  
 URBAN DEVELOPMENT  
 OFFICE OF COMMUNITY PLANNING AND  
 DEVELOPMENT  
 PR07 - Drawdown Report by Voucher Number  
 - Vouchers Submitted to Loccs

DATE: 12/16/2020  
 TIME: 9:28:46 PM  
 PAGE: 24/39

IDIS

Recipient TIN	Payee TIN	Program	PY	Drawn Amount
756000528	756000528	HOME		\$5,304.55
756000528	756000528	HOME		\$20,871.87
752399903	756000528	HOME		\$4,000.00
756000528	756000528	HOME		\$100,000.00
756000528	756000528	CDBG		\$5,020.00
756000528	756000528	CDBG		\$12,213.30
756000528	756000528	CDBG		\$13,779.44
756000528	756000528	CDBG		\$9,851.50
756000528	756000528	CDBG		\$5,552.22
756000528	756000528	HOME		\$21,220.78
756000528	756000528	HOME		\$1,000.00
756000528	756000528	HOME		\$1,000.00
756000528	756000528	CDBG		\$155,629.00
756000528	756000528	CDBG		\$54,197.59
756000528	756000528	CDBG		\$20,497.96
756000528	756000528	CDBG		\$4,898.09
756000528	756000528	CDBG		\$6,485.15
756000528	756000528	CDBG		\$14,650.68
756000528	756000528	CDBG		\$51,277.12
756000528	756000528	CDBG		\$17,433.02
756000528	756000528	CDBG		\$12,044.85
756000528	756000528	CDBG		\$34,897.43
756000528	756000528	CDBG		\$5,788.14
756000528	756000528	CDBG		\$11,898.14
756000528	756000528	CDBG		\$7,014.99
756000528	756000528	CDBG		\$753.55
756000528	756000528	CDBG		\$6,151.89
756000528	756000528	CDBG		\$5,274.72
756000528	756000528	CDBG		\$3,668.47
756000528	756000528	CDBG		\$6,932.20
756000528	756000528	CDBG		\$10,215.83
756000528	756000528	CDBG		\$6,067.80
756000528	756000528	CDBG		\$5,219.72
756000528	756000528	CDBG		\$5,216.23
756000528	756000528	CDBG		\$25,312.29
756000528	756000528	CDBG		\$56,204.95
756000528	756000528	CDBG		\$8,359.71
756000528	756000528	CDBG		\$5,803.97
756000528	756000528	CDBG		\$28,892.00
756000528	756000528	CDBG		\$93,371.29
756000528	756000528	CDBG		\$59,910.33
756000528	756000528	CDBG		\$4,256.00
756000528	756000528	CDBG		\$116,816.75
756000528	756000528	CDBG		\$171,861.77
756000528	756000528	CDBG		\$60,232.50
756000528	756000528	HOME		\$1,000.00
756000528	756000528	HOME		\$1,000.00
756000528	756000528	HOME		\$1,000.00
756000528	756000528	HOME		\$1,000.00
756000528	756000528	HOME		\$1,000.00
756000528	756000528	HOME		\$1,000.00
756000528	756000528	HOME		\$1,000.00
756000528	756000528	HOME		\$1,000.00

U.S. DEPARTMENT OF HOUSING AND  
URBAN DEVELOPMENT  
OFFICE OF COMMUNITY PLANNING AND  
DEVELOPMENT

DATE: 12/16/2020  
TIME: 9:28:46 PM  
PAGE: 25/39

PR07 - Drawdown Report by Voucher Number  
- Vouchers Submitted to Loccs

IDIS

Voucher Number	Line Item	IDIS Project ID	IDIS Act ID	Voucher Created	Voucher Status
6382667	1	7	7433	6/3/2020	Completed
6382668	1	7	7438	6/3/2020	Completed
6382669	1	7	7434	6/3/2020	Completed
	2	7	7434	6/3/2020	Completed
6383376	1	18	7358	6/8/2020	Completed
6383393	1	17	7412	6/8/2020	Completed
6385181	1	7	7449	6/12/2020	Completed
6385185	1	7	7445	6/12/2020	Completed
6385197	1	7	7461	6/12/2020	Completed
6385198	1	7	7453	6/12/2020	Completed
6387931	1	1	7374	6/22/2020	Completed
6387933	1	1	7375	6/22/2020	Completed
6387936	1	1	7376	6/22/2020	Completed
6387938	1	1	7377	6/22/2020	Completed
6387942	1	1	7378	6/22/2020	Completed
6387944	1	2	7379	6/22/2020	Completed
6387945	1	2	7380	6/22/2020	Completed
6387946	1	3	7381	6/22/2020	Completed
6387947	1	3	7381	6/22/2020	Completed
6388373	1	1	7404	6/23/2020	Completed
6389781	1	13	7410	6/26/2020	Completed
6389790	1	13	7409	6/26/2020	Completed
6389792	1	13	7408	6/26/2020	Completed
6389795	1	13	7408	6/26/2020	Completed
6389809	1	13	7408	6/26/2020	Completed
6389840	1	14	7270	6/26/2020	Completed
6389859	1	14	7270	6/26/2020	Completed
6389870	1	14	7270	6/26/2020	Completed
6389873	1	14	7270	6/26/2020	Completed
6389879	1	14	7270	6/26/2020	Completed
6389888	1	14	7270	6/26/2020	Completed
6389895	1	14	7270	6/26/2020	Completed
6389908	1	10	7400	6/26/2020	Completed
6389911	1	8	7393	6/26/2020	Completed
6389917	1	12	7402	6/26/2020	Completed
6390458	1	27	7352	6/29/2020	Completed
6390461	1	27	7352	6/29/2020	Completed
6390464	1	27	7352	6/29/2020	Completed
6390466	1	7	7466	6/29/2020	Completed
6390649	1	7	7363	6/30/2020	Completed
6390691	1	3	7013	6/30/2020	Completed
6390699	1	25	7163	6/30/2020	Completed
	2	25	7163	6/30/2020	Completed
6391401	1	7	7313	7/1/2020	Completed
6391403	1	7	7341	7/1/2020	Completed
6393701	1	5	7384	7/10/2020	Completed
6393735	1	5	7384	7/10/2020	Completed
6393808	1	7	7451	7/10/2020	Completed
6393810	1	7	7456	7/10/2020	Completed
6393811	1	7	7460	7/10/2020	Completed
6393821	1	7	7457	7/10/2020	Completed
6394313	1	7	7442	7/14/2020	Completed

U.S. DEPARTMENT OF HOUSING AND  
URBAN DEVELOPMENT  
OFFICE OF COMMUNITY PLANNING AND  
DEVELOPMENT

DATE: 12/16/2020  
TIME: 9:28:46 PM  
PAGE: 26/39

PR07 - Drawdown Report by Voucher Number  
- Vouchers Submitted to Loccs

IDIS

Status Date	LOCCS Send Date	Grant Number	CARES Act	Grant Year	Fund Type
06/05/2020	6/5/2020	M18MC480204		2018	PI
06/06/2020	6/5/2020	M19MC480204		2019	EN
06/06/2020	6/5/2020	M18MC480204		2018	PI
06/06/2020	6/5/2020	M19MC480204		2019	EN
06/16/2020	6/15/2020	M19MC480204		2019	EN
06/16/2020	6/15/2020	TXH19F002		2019	EN
06/20/2020	6/19/2020	M19MC480204		2019	EN
06/20/2020	6/19/2020	M19MC480204		2019	EN
06/20/2020	6/19/2020	M19MC480204		2019	EN
06/20/2020	6/19/2020	M19MC480204		2019	EN
06/24/2020	6/23/2020	B19MC480010		2019	AD
06/24/2020	6/23/2020	B19MC480010		2019	AD
06/24/2020	6/23/2020	B19MC480010		2019	AD
06/24/2020	6/23/2020	B19MC480010		2019	AD
06/24/2020	6/23/2020	B19MC480010		2019	AD
06/24/2020	6/23/2020	B19MC480010		2019	EN
06/24/2020	6/23/2020	B19MC480010		2019	EN
06/24/2020	6/23/2020	B19MC480010		2019	EN
06/24/2020	6/23/2020	B19MC480010		2019	EN
06/24/2020	6/23/2020	M19MC480204		2019	AD
06/27/2020	6/26/2020	E19MC480010		2019	EN
06/27/2020	6/26/2020	E19MC480010		2019	EN
06/27/2020	6/26/2020	E19MC480010		2019	EN
06/27/2020	6/26/2020	E19MC480010		2019	EN
06/27/2020	6/26/2020	E18MC480010		2018	AD
06/27/2020	6/26/2020	E18MC480010		2018	AD
06/27/2020	6/26/2020	E18MC480010		2018	AD
06/27/2020	6/26/2020	E18MC480010		2018	AD
06/27/2020	6/26/2020	E18MC480010		2018	AD
06/27/2020	6/26/2020	E18MC480010		2018	AD
06/27/2020	6/26/2020	B19MC480010		2019	EN
06/27/2020	6/26/2020	B19MC480010		2019	EN
06/27/2020	6/26/2020	B19MC480010		2019	EN
07/02/2020	7/1/2020	TXH17F002		2017	EN
07/02/2020	7/1/2020	TXH17F002		2017	EN
07/02/2020	7/1/2020	TXH17F002		2017	EN
07/01/2020	6/30/2020	M19MC480204		2019	EN
07/01/2020	6/30/2020	B14MC480010		2014	EN
07/01/2020	6/30/2020	B14MC480010		2014	EN
07/01/2020	6/30/2020	B17MC480010		2017	EN
07/01/2020	6/30/2020	B19MC480010		2019	EN
07/02/2020	7/1/2020	B16MC480010		2016	EN
07/02/2020	7/1/2020	B16MC480010		2016	EN
07/11/2020	7/10/2020	B19MC480010		2019	EN
07/11/2020	7/10/2020	B19MC480010		2019	EN
07/11/2020	7/10/2020	M19MC480204		2019	EN
07/11/2020	7/10/2020	M19MC480204		2019	EN
07/11/2020	7/10/2020	M19MC480204		2019	EN
07/11/2020	7/10/2020	M19MC480204		2019	EN
07/16/2020	7/15/2020	B14MC480010		2014	EN

U.S. DEPARTMENT OF HOUSING AND  
 URBAN DEVELOPMENT  
 OFFICE OF COMMUNITY PLANNING AND  
 DEVELOPMENT  
 PR07 - Drawdown Report by Voucher Number  
 - Vouchers Submitted to Loccs

DATE: 12/16/2020  
 TIME: 9:28:46 PM  
 PAGE: 27/39

IDIS

Recipient TIN	Payee TIN	Program	PY	Drawn Amount
756000528	756000528	HOME		\$1,000.00
756000528	756000528	HOME		\$1,000.00
756000528	756000528	HOME		\$1,000.00
756000528	756000528	HOME		\$13,690.00
756000528	756000528	HOME		\$1,000.00
756000528	756000528	HOPWA		\$34,890.00
756000528	756000528	HOME		\$1,000.00
756000528	756000528	HOME		\$1,000.00
756000528	756000528	HOME		\$1,000.00
756000528	756000528	HOME		\$1,000.00
756000528	756000528	CDBG		\$6,697.95
756000528	756000528	CDBG		\$4,674.23
756000528	756000528	CDBG		\$14,091.04
756000528	756000528	CDBG		\$51,329.03
756000528	756000528	CDBG		\$17,556.46
756000528	756000528	CDBG		\$15,477.05
756000528	756000528	CDBG		\$33,690.35
756000528	756000528	CDBG		\$5,364.15
756000528	756000528	CDBG		\$163,526.63
756000528	756000528	HOME		\$20,535.53
756000528	756000528	HESG		\$8,029.56
756000528	756000528	HESG		\$20,421.63
756000528	756000528	HESG		\$3,412.17
756000528	756000528	HESG		\$9,312.91
756000528	756000528	HESG		\$16,014.99
756000528	756000528	HESG		\$3,290.92
756000528	756000528	HESG		\$3,465.34
756000528	756000528	HESG		\$3,938.94
756000528	756000528	HESG		\$3,631.91
756000528	756000528	HESG		\$4,920.81
756000528	756000528	HESG		\$5,171.71
756000528	756000528	HESG		\$7,636.55
756000528	756000528	CDBG		\$4,608.72
756000528	756000528	CDBG		\$8,598.75
756000528	756000528	CDBG		\$11,900.28
756000528	756000528	HOPWA		\$7,784.23
756000528	756000528	HOPWA		\$10,592.66
756000528	756000528	HOPWA		\$5,738.93
756000528	756000528	HOME		\$900,000.00
756000528	756000528	CDBG		\$8,406.37
756000528	756000528	CDBG		\$12,877.99
756000528	756000528	CDBG		\$19,578.36
756000528	756000528	CDBG		\$267,596.00
756000528	756000528	CDBG		\$101,064.19
756000528	756000528	CDBG		\$26,380.00
756000528	756000528	CDBG		\$14,172.50
756000528	756000528	CDBG		\$10,990.00
756000528	756000528	HOME		\$1,000.00
756000528	756000528	HOME		\$1,000.00
756000528	756000528	HOME		\$1,000.00
756000528	756000528	HOME		\$1,000.00
756000528	756000528	CDBG		\$16,136.62

U.S. DEPARTMENT OF HOUSING AND  
URBAN DEVELOPMENT  
OFFICE OF COMMUNITY PLANNING AND  
DEVELOPMENT

DATE: 12/16/2020  
TIME: 9:28:46 PM  
PAGE: 28/39

PR07 - Drawdown Report by Voucher Number  
- Vouchers Submitted to Loccs

IDIS

Voucher Number	Line Item	IDIS Project ID	IDIS Act ID	Voucher Created	Voucher Status
6394970	1	7	7341	7/15/2020	Completed
6394971	1	29	7046	7/15/2020	Completed
6394972	1	29	7046	7/15/2020	Completed
6394973	1	3	7013	7/15/2020	Completed
6394974	1	3	7013	7/15/2020	Completed
6394975	1	3	7013	7/15/2020	Completed
6394976	1	25	7163	7/15/2020	Completed
6394977	1	25	7163	7/15/2020	Completed
6396828	1	7	7459	7/22/2020	Completed
6396837	1	1	7404	7/22/2020	Completed
6397462	1	3	7382	7/23/2020	Completed
	2	3	7382	7/23/2020	Completed
6397463	1	1	7374	7/23/2020	Completed
6397464	1	1	7375	7/23/2020	Completed
6397465	1	1	7376	7/23/2020	Completed
6397466	1	1	7377	7/23/2020	Completed
6397467	1	1	7378	7/23/2020	Completed
6397468	1	2	7379	7/23/2020	Completed
6397469	1	2	7380	7/23/2020	Completed
6397470	1	25	7163	7/23/2020	Completed
6397471	1	11	7403	7/23/2020	Completed
6397862	1	21	7212	7/24/2020	Completed
6397865	1	7	7465	7/24/2020	Completed
6397869	1	7	7462	7/24/2020	Completed
6397871	1	7	7455	7/24/2020	Completed
6398419	1	8	7394	7/27/2020	Completed
6398423	1	8	7393	7/27/2020	Completed
6398425	1	6	7389	7/27/2020	Completed
6398427	1	6	7389	7/27/2020	Completed
6398429	1	10	7401	7/27/2020	Completed
6398432	1	10	7400	7/27/2020	Completed
6398433	1	12	7402	7/27/2020	Completed
6398434	1	7	7390	7/27/2020	Completed
6398436	1	8	7394	7/27/2020	Completed
6398440	1	9	7398	7/27/2020	Completed
6398442	1	9	7398	7/27/2020	Completed
6398445	1	8	7392	7/27/2020	Completed
6398446	1	8	7391	7/27/2020	Completed
6398447	1	8	7391	7/27/2020	Completed
6398820	1	13	7408	7/28/2020	Completed
6398826	1	13	7408	7/28/2020	Completed
6398832	1	13	7409	7/28/2020	Completed
6398866	1	13	7410	7/28/2020	Completed
6398868	1	13	7408	7/28/2020	Completed
6398871	1	17	7412	7/28/2020	Completed
6401692	1	7	7390	8/6/2020	Completed
6401694	1	9	7397	8/6/2020	Completed
6402510	1	6	7388	8/11/2020	Completed
6402524	1	6	7388	8/11/2020	Completed
6402548	1	10	7400	8/11/2020	Completed
6402578	1	16	7419	8/11/2020	Completed
6402586	1	16	7419	8/11/2020	Completed

U.S. DEPARTMENT OF HOUSING AND  
 URBAN DEVELOPMENT  
 OFFICE OF COMMUNITY PLANNING AND  
 DEVELOPMENT

DATE: 12/16/2020  
 TIME: 9:28:46 PM  
 PAGE: 29/39

PR07 - Drawdown Report by Voucher Number  
 - Vouchers Submitted to Loccs

IDIS

Status Date	LOCCS Send Date	Grant Number	CARES Act	Grant Year	Fund Type
07/17/2020	7/16/2020	B16MC480010		2016	EN
07/17/2020	7/16/2020	B14MC480010		2014	EN
07/17/2020	7/16/2020	B14MC480010		2014	EN
07/17/2020	7/16/2020	B14MC480010		2014	EN
07/17/2020	7/16/2020	B14MC480010		2014	EN
07/17/2020	7/16/2020	B14MC480010		2014	EN
07/17/2020	7/16/2020	B17MC480010		2017	EN
07/17/2020	7/16/2020	B19MC480010		2019	EN
07/24/2020	7/23/2020	M19MC480204		2019	EN
07/24/2020	7/23/2020	M19MC480204		2019	AD
07/24/2020	7/24/2020	B19MC480010		2019	PI
07/24/2020	7/24/2020	B19MC480010		2019	EN
07/25/2020	7/24/2020	B19MC480010		2019	AD
07/25/2020	7/24/2020	B19MC480010		2019	AD
07/25/2020	7/24/2020	B19MC480010		2019	AD
07/25/2020	7/24/2020	B19MC480010		2019	AD
07/25/2020	7/24/2020	B19MC480010		2019	AD
07/25/2020	7/24/2020	B19MC480010		2019	AD
07/25/2020	7/24/2020	B19MC480010		2019	EN
07/25/2020	7/24/2020	B19MC480010		2019	EN
07/25/2020	7/24/2020	B17MC480010		2017	EN
07/25/2020	7/24/2020	B19MC480010		2019	EN
07/28/2020	7/27/2020	M16MC480204		2016	EN
07/28/2020	7/27/2020	M19MC480204		2019	EN
07/28/2020	7/27/2020	M19MC480204		2019	EN
07/28/2020	7/27/2020	M19MC480204		2019	EN
07/29/2020	7/28/2020	B19MC480010		2019	EN
08/01/2020	7/31/2020	B19MC480010		2019	EN
07/29/2020	7/28/2020	B19MC480010		2019	EN
07/29/2020	7/28/2020	B19MC480010		2019	EN
07/29/2020	7/28/2020	B19MC480010		2019	EN
07/29/2020	7/28/2020	B19MC480010		2019	EN
07/29/2020	7/28/2020	B19MC480010		2019	EN
07/29/2020	7/28/2020	B19MC480010		2019	EN
07/29/2020	7/28/2020	B19MC480010		2019	EN
07/29/2020	7/28/2020	B19MC480010		2019	EN
07/29/2020	7/28/2020	B19MC480010		2019	EN
07/29/2020	7/28/2020	B19MC480010		2019	EN
07/29/2020	7/28/2020	B19MC480010		2019	EN
07/29/2020	7/28/2020	B19MC480010		2019	EN
07/29/2020	7/28/2020	B19MC480010		2019	EN
07/29/2020	7/28/2020	B19MC480010		2019	EN
07/29/2020	7/28/2020	E19MC480010		2019	EN
07/29/2020	7/28/2020	E19MC480010		2019	EN
07/29/2020	7/28/2020	E19MC480010		2019	EN
07/29/2020	7/28/2020	E19MC480010		2019	EN
07/29/2020	7/28/2020	E19MC480010		2019	EN
08/01/2020	7/31/2020	TXH19F002		2019	EN
08/08/2020	8/7/2020	B19MC480010		2019	EN
08/08/2020	8/7/2020	B19MC480010		2019	EN
08/12/2020	8/11/2020	B19MC480010		2019	EN
08/12/2020	8/11/2020	B19MC480010		2019	EN
08/12/2020	8/11/2020	B19MC480010		2019	EN
08/12/2020	8/11/2020	TXH19F002		2019	EN
08/12/2020	8/11/2020	TXH19F002		2019	EN

U.S. DEPARTMENT OF HOUSING AND  
URBAN DEVELOPMENT  
OFFICE OF COMMUNITY PLANNING AND  
DEVELOPMENT

DATE: 12/16/2020  
TIME: 9:28:46 PM  
PAGE: 30/39

PR07 - Drawdown Report by Voucher Number  
- Vouchers Submitted to Loccs

IDIS

Recipient TIN	Payee TIN	Program	PY	Drawn Amount
756000528	756000528	CDBG		\$18,265.61
756000528	756000528	CDBG		\$49,623.02
756000528	756000528	CDBG		\$3,883.79
756000528	756000528	CDBG		\$18,000.00
756000528	756000528	CDBG		\$54,538.54
756000528	756000528	CDBG		\$19,429.53
756000528	756000528	CDBG		\$65,650.63
756000528	756000528	CDBG		\$70,775.00
756000528	756000528	HOME		\$1,000.00
756000528	756000528	HOME		\$18,748.85
756000528	756000528	CDBG		\$4,097.20
756000528	756000528	CDBG		\$93,263.15
756000528	756000528	CDBG		\$6,484.19
756000528	756000528	CDBG		\$4,266.04
756000528	756000528	CDBG		\$15,422.93
756000528	756000528	CDBG		\$53,082.25
756000528	756000528	CDBG		\$18,454.89
756000528	756000528	CDBG		\$11,833.34
756000528	756000528	CDBG		\$35,031.25
756000528	756000528	CDBG		\$188,821.05
756000528	756000528	CDBG		\$721,340.10
756000528	756000528	HOME		\$2,500.00
756000528	756000528	HOME		\$14,999.00
756000528	756000528	HOME		\$9,313.24
756000528	756000528	HOME		\$1,000.00
756000528	756000528	CDBG		\$1,549.88
756000528	756000528	CDBG		\$740.35
756000528	756000528	CDBG		\$8,216.98
756000528	756000528	CDBG		\$12,206.74
756000528	756000528	CDBG		\$9,155.35
756000528	756000528	CDBG		\$4,032.63
756000528	756000528	CDBG		\$11,898.37
756000528	756000528	CDBG		\$9,830.83
756000528	756000528	CDBG		\$2,505.88
756000528	756000528	CDBG		\$1,694.51
756000528	756000528	CDBG		\$1,816.04
756000528	756000528	CDBG		\$2,437.20
756000528	756000528	CDBG		\$6,446.62
756000528	756000528	CDBG		\$6,177.71
756000528	756000528	HESG		\$5,436.39
756000528	756000528	HESG		\$7,997.00
756000528	756000528	HESG		\$20,698.27
756000528	756000528	HESG		\$8,208.49
756000528	756000528	HESG		\$9,312.92
756000528	756000528	HOPWA		\$30,169.00
756000528	756000528	CDBG		\$8,727.49
756000528	756000528	CDBG		\$6,932.20
756000528	756000528	CDBG		\$8,623.02
756000528	756000528	CDBG		\$4,607.06
756000528	756000528	CDBG		\$10,712.61
756000528	756000528	HOPWA		\$10,346.21
756000528	756000528	HOPWA		\$10,652.87



U.S. DEPARTMENT OF HOUSING AND  
URBAN DEVELOPMENT  
OFFICE OF COMMUNITY PLANNING AND  
DEVELOPMENT

DATE: 12/16/2020  
TIME: 9:28:46 PM  
PAGE: 31/39

PR07 - Drawdown Report by Voucher Number  
- Vouchers Submitted to Loccs

IDIS

Voucher Number	Line Item	IDIS Project ID	IDIS Act ID	Voucher Created	Voucher Status
6402605	1	15	7415	8/11/2020	Completed
6402877	1	16	7276	8/12/2020	Completed
6402879	1	19	7463	8/12/2020	Completed
6402886	1	16	7420	8/12/2020	Completed
6402891	1	16	7420	8/12/2020	Completed
6402897	1	16	7418	8/12/2020	Completed
6402925	1	16	7418	8/12/2020	Completed
6402928	1	16	7417	8/12/2020	Completed
6402940	1	16	7417	8/12/2020	Completed
6405063	1	7	7454	8/19/2020	Completed
6405065	1	7	7467	8/19/2020	Completed
6405071	1	7	7464	8/19/2020	Completed
6405537	1	15	7414	8/20/2020	Completed
6405542	1	15	7414	8/20/2020	Completed
6405543	1	15	7414	8/20/2020	Completed
6405548	1	16	7417	8/20/2020	Completed
6405549	1	15	7416	8/20/2020	Completed
6405553	1	15	7416	8/20/2020	Completed
6405558	1	16	7418	8/20/2020	Completed
6405560	1	16	7419	8/20/2020	Completed
6405563	1	16	7420	8/20/2020	Completed
6405566	1	15	7415	8/20/2020	Completed
6405572	1	15	7415	8/20/2020	Completed
6405578	1	16	7276	8/20/2020	Completed
6405580	1	16	7276	8/20/2020	Completed
6405600	1	13	7410	8/20/2020	Completed
6405602	1	13	7408	8/20/2020	Completed
6405604	1	13	7408	8/20/2020	Completed
6405607	1	13	7408	8/20/2020	Completed
6405609	1	13	7409	8/20/2020	Completed
6405671	1	7	7390	8/20/2020	Completed
6405680	1	8	7394	8/20/2020	Completed
6405689	1	10	7401	8/20/2020	Completed
6405691	1	8	7393	8/20/2020	Completed
6405918	1	10	7399	8/21/2020	Completed
6405920	1	9	7397	8/21/2020	Completed
6405922	1	10	7399	8/21/2020	Completed
6405965	1	8	7391	8/21/2020	Completed
6405967	1	8	7392	8/21/2020	Completed
6407534	1	15	7416	8/27/2020	Completed
6407996	1	7	7363	8/28/2020	Completed
6410640	1	1	7374	9/8/2020	Completed
6410686	1	19	7354	9/8/2020	Completed
6410689	1	7	7483	9/8/2020	Completed
6410692	1	1	7404	9/8/2020	Completed
6410700	1	7	7440	9/8/2020	Completed
6410717	1	7	7471	9/8/2020	Completed
6410737	1	1	7375	9/8/2020	Completed
6410740	1	1	7376	9/8/2020	Completed
6410742	1	1	7377	9/8/2020	Completed
6410743	1	1	7378	9/8/2020	Completed
6410744	1	2	7379	9/8/2020	Completed

U.S. DEPARTMENT OF HOUSING AND  
URBAN DEVELOPMENT  
OFFICE OF COMMUNITY PLANNING AND  
DEVELOPMENT

DATE: 12/16/2020  
TIME: 9:28:46 PM  
PAGE: 32/39

PR07 - Drawdown Report by Voucher Number  
- Vouchers Submitted to Loccs

IDIS

Status Date	LOCCS Send Date	Grant Number	CARES Act	Grant Year	Fund Type
08/12/2020	8/11/2020	TXH19F002		2019	EN
08/13/2020	8/12/2020	TXH18F002		2018	EN
08/13/2020	8/12/2020	TXH18F002		2018	EN
08/13/2020	8/12/2020	TXH19F002		2019	EN
08/13/2020	8/12/2020	TXH19F002		2019	EN
08/13/2020	8/12/2020	TXH19F002		2019	EN
08/13/2020	8/12/2020	TXH19F002		2019	EN
08/13/2020	8/12/2020	TXH19F002		2019	EN
08/13/2020	8/12/2020	TXH19F002		2019	EN
08/20/2020	8/19/2020	M19MC480204		2019	EN
08/20/2020	8/19/2020	M19MC480204		2019	EN
08/20/2020	8/19/2020	M19MC480204		2019	EN
08/25/2020	8/24/2020	TXH19F002		2019	EN
08/25/2020	8/24/2020	TXH19F002		2019	EN
08/25/2020	8/24/2020	TXH19F002		2019	EN
08/25/2020	8/24/2020	TXH19F002		2019	EN
08/25/2020	8/24/2020	TXH19F002		2019	EN
08/25/2020	8/24/2020	TXH19F002		2019	EN
08/25/2020	8/24/2020	TXH19F002		2019	EN
08/25/2020	8/24/2020	TXH19F002		2019	EN
08/25/2020	8/24/2020	TXH19F002		2019	EN
08/25/2020	8/24/2020	TXH19F002		2019	EN
08/25/2020	8/24/2020	TXH18F002		2018	EN
08/25/2020	8/24/2020	TXH18F002		2018	EN
08/27/2020	8/26/2020	E19MC480010		2019	EN
08/27/2020	8/26/2020	E19MC480010		2019	EN
08/27/2020	8/26/2020	E19MC480010		2019	EN
08/27/2020	8/26/2020	E19MC480010		2019	EN
08/27/2020	8/26/2020	E19MC480010		2019	EN
08/27/2020	8/26/2020	B19MC480010		2019	EN
08/27/2020	8/26/2020	B19MC480010		2019	EN
08/27/2020	8/26/2020	B19MC480010		2019	EN
08/27/2020	8/26/2020	B19MC480010		2019	EN
08/27/2020	8/26/2020	B19MC480010		2019	EN
08/27/2020	8/26/2020	B19MC480010		2019	EN
08/27/2020	8/26/2020	B19MC480010		2019	EN
08/27/2020	8/26/2020	B19MC480010		2019	EN
08/27/2020	8/26/2020	B19MC480010		2019	EN
08/27/2020	8/26/2020	B19MC480010		2019	EN
08/29/2020	8/28/2020	TXH19F002		2019	EN
08/29/2020	8/28/2020	B14MC480010		2014	EN
09/09/2020	9/8/2020	B19MC480010		2019	AD
09/09/2020	9/8/2020	M17MC480204		2017	EN
09/09/2020	9/8/2020	M19MC480204		2019	EN
09/09/2020	9/8/2020	M19MC480204		2019	AD
09/09/2020	9/8/2020	M19MC480204		2019	CO
09/09/2020	9/8/2020	M19MC480204		2019	EN
09/10/2020	9/9/2020	B19MC480010		2019	AD
09/10/2020	9/9/2020	B19MC480010		2019	AD
09/10/2020	9/9/2020	B19MC480010		2019	AD
09/10/2020	9/9/2020	B19MC480010		2019	AD
09/10/2020	9/9/2020	B19MC480010		2019	EN

U.S. DEPARTMENT OF HOUSING AND  
 URBAN DEVELOPMENT  
 OFFICE OF COMMUNITY PLANNING AND  
 DEVELOPMENT  
 PR07 - Drawdown Report by Voucher Number  
 - Vouchers Submitted to Loccs

DATE: 12/16/2020  
 TIME: 9:28:46 PM  
 PAGE: 33/39

IDIS

Recipient TIN	Payee TIN	Program	PY	Drawn Amount
756000528	756000528	HOPWA		\$7,849.20
756000528	756000528	HOPWA		\$4,977.93
756000528	756000528	HOPWA		\$32,293.00
756000528	756000528	HOPWA		\$4,565.62
756000528	756000528	HOPWA		\$6,857.55
756000528	756000528	HOPWA		\$32,003.16
756000528	756000528	HOPWA		\$32,503.51
756000528	756000528	HOPWA		\$1,661.31
756000528	756000528	HOPWA		\$2,201.97
756000528	756000528	HOME		\$1,000.00
756000528	756000528	HOME		\$3,028.51
756000528	756000528	HOME		\$14,999.00
756000528	756000528	HOPWA		\$212.50
756000528	756000528	HOPWA		\$255.00
756000528	756000528	HOPWA		\$170.00
756000528	756000528	HOPWA		\$1,703.84
756000528	756000528	HOPWA		\$4,782.27
756000528	756000528	HOPWA		\$4,679.71
756000528	756000528	HOPWA		\$28,840.47
756000528	756000528	HOPWA		\$10,723.11
756000528	756000528	HOPWA		\$5,260.62
756000528	756000528	HOPWA		\$1,512.09
756000528	756000528	HOPWA		\$914.95
756000528	756000528	HOPWA		\$14,561.40
756000528	756000528	HOPWA		\$9,460.67
756000528	756000528	HESG		\$3,904.00
756000528	756000528	HESG		\$8,366.19
756000528	756000528	HESG		\$3,339.44
756000528	756000528	HESG		\$4,674.05
756000528	756000528	HESG		\$8,117.96
756000528	756000528	CDBG		\$10,060.84
756000528	756000528	CDBG		\$1,590.37
756000528	756000528	CDBG		\$7,113.98
756000528	756000528	CDBG		\$8,460.73
756000528	756000528	CDBG		\$19,391.36
756000528	756000528	CDBG		\$6,932.20
756000528	756000528	CDBG		\$11,091.99
756000528	756000528	CDBG		\$894.87
756000528	756000528	CDBG		\$18,942.90
756000528	756000528	HOPWA		\$4,775.33
756000528	756000528	CDBG		\$3,441.61
756000528	756000528	CDBG		\$6,698.97
756000528	756000528	HOME		\$550,000.00
756000528	756000528	HOME		\$18,682.00
756000528	756000528	HOME		\$16,345.38
752399903	756000528	HOME		\$35,000.00
756000528	756000528	HOME		\$14,999.00
756000528	756000528	CDBG		\$3,260.69
756000528	756000528	CDBG		\$20,887.11
756000528	756000528	CDBG		\$18,771.20
756000528	756000528	CDBG		\$11,536.87
756000528	756000528	CDBG		\$11,063.84

U.S. DEPARTMENT OF HOUSING AND  
URBAN DEVELOPMENT  
OFFICE OF COMMUNITY PLANNING AND  
DEVELOPMENT

DATE: 12/16/2020  
TIME: 9:28:46 PM  
PAGE: 34/39

PR07 - Drawdown Report by Voucher Number  
- Vouchers Submitted to Loccs

IDIS

Voucher Number	Line Item	IDIS Project ID	IDIS Act ID	Voucher Created	Voucher Status
6410745	1	2	7380	9/8/2020	Completed
6410746	1	3	7382	9/8/2020	Completed
6410990	1	10	7400	9/9/2020	Completed
6410993	1	6	7388	9/9/2020	Completed
6411025	1	8	7392	9/9/2020	Completed
6411035	1	9	7397	9/9/2020	Completed
6411038	1	6	7389	9/9/2020	Completed
6411046	1	8	7394	9/9/2020	Completed
6411048	1	9	7398	9/9/2020	Completed
6411051	1	13	7410	9/9/2020	Completed
6411052	1	13	7409	9/9/2020	Completed
6411905	1	12	7507	9/11/2020	Completed
6413772	1	25	7163	9/17/2020	Completed
	2	25	7163	9/17/2020	Completed
6413780	1	9	7398	9/17/2020	Completed
6413781	1	6	7388	9/17/2020	Completed
6413782	1	9	7397	9/17/2020	Completed
6413783	1	7	7390	9/17/2020	Completed
6413784	1	10	7401	9/17/2020	Completed
6413785	1	8	7393	9/17/2020	Completed
6413787	1	8	7393	9/17/2020	Completed
6413788	1	8	7393	9/17/2020	Completed
6414420	1	15	7414	9/21/2020	Completed
6414422	1	15	7415	9/21/2020	Completed
6414426	1	15	7416	9/21/2020	Completed
6414456	1	16	7417	9/21/2020	Completed
6414460	1	16	7418	9/21/2020	Completed
6414463	1	16	7419	9/21/2020	Completed
6414466	1	16	7420	9/21/2020	Completed
6414469	1	13	7408	9/21/2020	Completed
6414470	1	13	7408	9/21/2020	Completed
6414549	1	19	7463	9/21/2020	Completed
6414566	1	14	7411	9/21/2020	Completed
6414571	1	14	7411	9/21/2020	Completed
6414588	1	14	7411	9/21/2020	Completed
6414589	1	14	7411	9/21/2020	Completed
6414590	1	14	7411	9/21/2020	Completed
6414594	1	14	7411	9/21/2020	Completed
6414598	1	14	7411	9/21/2020	Completed
6414602	1	14	7411	9/21/2020	Completed
6414608	1	17	7412	9/21/2020	Completed
6414713	1	12	7402	9/22/2020	Completed
6414719	1	6	7389	9/22/2020	Completed
6415099	1	7	7475	9/22/2020	Completed
6415111	1	7	7501	9/22/2020	Completed
6415112	1	7	7452	9/22/2020	Completed
6416143	1	12	7507	9/25/2020	Completed
6416145	1	12	7507	9/25/2020	Completed
6416215	1	17	7413	9/25/2020	Completed
6416217	1	17	7413	9/25/2020	Completed
6416220	1	17	7413	9/25/2020	Completed
6416223	1	17	7413	9/25/2020	Completed

U.S. DEPARTMENT OF HOUSING AND  
 URBAN DEVELOPMENT  
 OFFICE OF COMMUNITY PLANNING AND  
 DEVELOPMENT

DATE: 12/16/2020  
 TIME: 9:28:46 PM  
 PAGE: 35/39

PR07 - Drawdown Report by Voucher Number  
 - Vouchers Submitted to Loccs

IDIS

Status Date	LOCCS Send Date	Grant Number	CARES Act	Grant Year	Fund Type
09/10/2020	9/9/2020	B19MC480010		2019	EN
09/10/2020	9/9/2020	B19MC480010		2019	EN
09/18/2020	9/17/2020	B19MC480010		2019	EN
09/18/2020	9/17/2020	B19MC480010		2019	EN
09/18/2020	9/17/2020	B19MC480010		2019	EN
09/18/2020	9/17/2020	B19MC480010		2019	EN
09/18/2020	9/17/2020	B19MC480010		2019	EN
09/18/2020	9/17/2020	B19MC480010		2019	EN
09/18/2020	9/17/2020	B19MC480010		2019	EN
09/18/2020	9/17/2020	E19MC480010		2019	EN
09/18/2020	9/17/2020	E19MC480010		2019	EN
09/18/2020	9/17/2020	B19MC480010		2019	EN
09/19/2020	9/18/2020	B14MC480010		2014	EN
09/19/2020	9/18/2020	B17MC480010		2017	EN
09/19/2020	9/18/2020	B19MC480010		2019	EN
09/19/2020	9/18/2020	B19MC480010		2019	EN
09/19/2020	9/18/2020	B19MC480010		2019	EN
09/19/2020	9/18/2020	B19MC480010		2019	EN
09/19/2020	9/18/2020	B19MC480010		2019	EN
09/19/2020	9/18/2020	B19MC480010		2019	EN
09/19/2020	9/18/2020	B19MC480010		2019	EN
09/19/2020	9/18/2020	B19MC480010		2019	EN
09/19/2020	9/18/2020	B19MC480010		2019	EN
09/22/2020	9/21/2020	TXH19F002		2019	EN
09/22/2020	9/21/2020	TXH19F002		2019	EN
09/22/2020	9/21/2020	TXH19F002		2019	EN
09/22/2020	9/21/2020	TXH19F002		2019	EN
09/22/2020	9/21/2020	TXH19F002		2019	EN
09/22/2020	9/21/2020	TXH19F002		2019	EN
09/22/2020	9/21/2020	TXH19F002		2019	EN
09/22/2020	9/21/2020	TXH19F002		2019	EN
09/24/2020	9/23/2020	E19MC480010		2019	EN
09/24/2020	9/23/2020	E19MC480010		2019	EN
09/22/2020	9/21/2020	TXH18F002		2018	EN
09/24/2020	9/23/2020	TXH19F002		2019	AD
09/24/2020	9/23/2020	TXH19F002		2019	AD
09/24/2020	9/23/2020	TXH19F002		2019	AD
09/24/2020	9/23/2020	TXH19F002		2019	AD
09/24/2020	9/23/2020	TXH19F002		2019	AD
09/24/2020	9/23/2020	TXH19F002		2019	AD
09/24/2020	9/23/2020	TXH19F002		2019	AD
09/24/2020	9/23/2020	TXH19F002		2019	AD
09/24/2020	9/23/2020	TXH19F002		2019	EN
09/24/2020	9/23/2020	B19MC480010		2019	EN
09/24/2020	9/23/2020	B19MC480010		2019	EN
09/24/2020	9/23/2020	M19MC480204		2019	EN
09/24/2020	9/23/2020	M19MC480204		2019	EN
09/24/2020	9/23/2020	M19MC480204		2019	EN
09/26/2020	9/25/2020	B19MC480010		2019	EN
09/26/2020	9/25/2020	B19MC480010		2019	EN
09/26/2020	9/25/2020	TXH19F002		2019	EN
09/26/2020	9/25/2020	TXH19F002		2019	EN
09/26/2020	9/25/2020	TXH19F002		2019	EN
09/26/2020	9/25/2020	TXH19F002		2019	EN

U.S. DEPARTMENT OF HOUSING AND  
 URBAN DEVELOPMENT  
 OFFICE OF COMMUNITY PLANNING AND  
 DEVELOPMENT  
 PR07 - Drawdown Report by Voucher Number  
 - Vouchers Submitted to Loccs

DATE: 12/16/2020  
 TIME: 9:28:46 PM  
 PAGE: 36/39

IDIS

Recipient TIN	Payee TIN	Program	PY	Drawn Amount
756000528	756000528	CDBG		\$36,735.30
756000528	756000528	CDBG		\$40,965.66
756000528	756000528	CDBG		\$5,834.16
756000528	756000528	CDBG		\$6,078.65
756000528	756000528	CDBG		\$14,521.07
756000528	756000528	CDBG		\$6,932.20
756000528	756000528	CDBG		\$8,409.12
756000528	756000528	CDBG		\$1,763.09
756000528	756000528	CDBG		\$13,510.37
756000528	756000528	HESG		\$9,392.66
756000528	756000528	HESG		\$6,338.00
756000528	756000528	CDBG		\$3,348.36
756000528	756000528	CDBG		\$23,739.04
756000528	756000528	CDBG		\$107,435.50
756000528	756000528	CDBG		\$14,329.58
756000528	756000528	CDBG		\$6,735.92
756000528	756000528	CDBG		\$6,932.20
756000528	756000528	CDBG		\$10,348.33
756000528	756000528	CDBG		\$8,366.81
756000528	756000528	CDBG		\$4,360.25
756000528	756000528	CDBG		\$6,373.01
756000528	756000528	CDBG		\$8,146.60
756000528	756000528	HOPWA		\$148.75
756000528	756000528	HOPWA		\$3,352.46
756000528	756000528	HOPWA		\$4,966.27
756000528	756000528	HOPWA		\$1,809.19
756000528	756000528	HOPWA		\$32,320.98
756000528	756000528	HOPWA		\$10,972.59
756000528	756000528	HOPWA		\$8,722.62
756000528	756000528	HESG		\$13,413.46
756000528	756000528	HESG		\$10,513.20
756000528	756000528	HOPWA		\$12,319.00
756000528	756000528	HOPWA		\$3,197.23
756000528	756000528	HOPWA		\$2,906.19
756000528	756000528	HOPWA		\$3,632.94
756000528	756000528	HOPWA		\$3,429.36
756000528	756000528	HOPWA		\$3,089.28
756000528	756000528	HOPWA		\$3,237.94
756000528	756000528	HOPWA		\$4,918.31
756000528	756000528	HOPWA		\$2,696.22
756000528	756000528	HOPWA		\$20,696.00
756000528	756000528	CDBG		\$12,227.79
756000528	756000528	CDBG		\$8,166.78
756000528	756000528	HOME		\$20,000.00
756000528	756000528	HOME		\$18,643.00
756000528	756000528	HOME		\$1,000.00
756000528	756000528	CDBG		\$9,131.80
756000528	756000528	CDBG		\$4,513.50
756000528	756000528	HOPWA		\$2,445.12
756000528	756000528	HOPWA		\$6,331.35
756000528	756000528	HOPWA		\$8,620.58
756000528	756000528	HOPWA		\$8,233.29

U.S. DEPARTMENT OF HOUSING AND  
 URBAN DEVELOPMENT  
 OFFICE OF COMMUNITY PLANNING AND  
 DEVELOPMENT

DATE: 12/16/2020  
 TIME: 9:28:46 PM  
 PAGE: 37/39

PR07 - Drawdown Report by Voucher Number  
 - Vouchers Submitted to Loccs

IDIS

Voucher Number	Line Item	IDIS Project ID	IDIS Act ID	Voucher Created	Voucher Status
6416224	1	17	7413	9/25/2020	Completed
6416226	1	17	7413	9/25/2020	Completed
6416261	1	17	7413	9/25/2020	Completed
6416266	1	17	7413	9/25/2020	Completed
6416404	1	27	7352	9/25/2020	Completed
6416405	1	27	7352	9/25/2020	Completed
6416563	1	7	7363	9/25/2020	Completed
6416566	1	2	7380	9/25/2020	Completed
6416804	1	17	7413	9/28/2020	Completed
6417091	1	18	7359	9/28/2020	Completed
6417094	1	18	7356	9/28/2020	Completed
6417102	1	18	7358	9/28/2020	Completed
6417103	1	18	7357	9/28/2020	Completed
6417274	1	5	7342	9/29/2020	Completed
6417275	1	3	7381	9/29/2020	Completed
6417278	1	3	7381	9/29/2020	Completed
6417279	1	3	7381	9/29/2020	Completed
6417281	1	3	7381	9/29/2020	Completed
6417282	1	5	7384	9/29/2020	Completed
6417284	1	5	7384	9/29/2020	Completed
6417285	1	5	7384	9/29/2020	Completed
6417287	1	6	7506	9/29/2020	Completed
6417293	1	24	7161	9/29/2020	Completed
6417300	1	24	7161	9/29/2020	Completed
6417308	1	24	7161	9/29/2020	Completed
6417407	1	27	7351	9/29/2020	Completed
6417489	1	7	7486	9/29/2020	Completed
6417491	1	7	7472	9/29/2020	Completed
6417492	1	18	7357	9/29/2020	Completed
6417577	1	2	7379	9/29/2020	Completed
6417578	1	1	7378	9/29/2020	Completed
6417580	1	1	7377	9/29/2020	Completed
6417581	1	1	7376	9/29/2020	Completed
6417583	1	1	7374	9/29/2020	Completed
6417584	1	3	7382	9/29/2020	Completed
	2	3	7382	9/29/2020	Completed

**TOTAL DRAWS:**

U.S. DEPARTMENT OF HOUSING AND  
URBAN DEVELOPMENT  
OFFICE OF COMMUNITY PLANNING AND  
DEVELOPMENT

DATE: 12/16/2020  
TIME: 9:28:46 PM  
PAGE: 38/39

PR07 - Drawdown Report by Voucher Number  
- Vouchers Submitted to Loccs

IDIS

Status Date	LOCCS Send Date	Grant Number	CARES Act	Grant Year	Fund Type
09/26/2020	9/25/2020	TXH19F002		2019	EN
09/26/2020	9/25/2020	TXH19F002		2019	EN
09/26/2020	9/25/2020	TXH19F002		2019	EN
09/26/2020	9/25/2020	TXH19F002		2019	EN
09/26/2020	9/25/2020	TXH17F002		2017	EN
09/26/2020	9/25/2020	TXH17F002		2017	EN
09/30/2020	9/29/2020	B14MC480010		2014	EN
09/30/2020	9/29/2020	B19MC480010		2019	EN
09/29/2020	9/28/2020	TXH19F002		2019	EN
09/30/2020	9/29/2020	M19MC480204		2019	EN
09/30/2020	9/29/2020	M19MC480204		2019	EN
09/30/2020	9/29/2020	M18MC480204		2018	CR
09/30/2020	9/29/2020	M18MC480204		2018	CR
09/30/2020	9/29/2020	B18MC480010		2018	EN
09/30/2020	9/29/2020	B19MC480010		2019	EN
09/30/2020	9/29/2020	B19MC480010		2019	EN
09/30/2020	9/29/2020	B19MC480010		2019	EN
09/30/2020	9/29/2020	B19MC480010		2019	EN
09/30/2020	9/29/2020	B19MC480010		2019	EN
09/30/2020	9/29/2020	B19MC480010		2019	EN
09/30/2020	9/29/2020	B19MC480010		2019	EN
09/30/2020	9/29/2020	B19MC480010		2019	EN
09/30/2020	9/29/2020	B17MC480010		2017	EN
09/30/2020	9/29/2020	B17MC480010		2017	EN
09/30/2020	9/29/2020	B17MC480010		2017	EN
09/30/2020	9/29/2020	TXH17F002		2017	EN
09/30/2020	9/29/2020	M19MC480204		2019	EN
09/30/2020	9/29/2020	M19MC480204		2019	EN
09/30/2020	9/29/2020	M19MC480204		2019	EN
09/30/2020	9/29/2020	B19MC480010		2019	EN
09/30/2020	9/29/2020	B19MC480010		2019	AD
09/30/2020	9/29/2020	B19MC480010		2019	AD
09/30/2020	9/29/2020	B19MC480010		2019	AD
09/30/2020	9/29/2020	B19MC480010		2019	AD
09/29/2020	9/29/2020	B19MC480010		2019	PI
09/29/2020	9/29/2020	B19MC480010		2019	EN



U.S. DEPARTMENT OF HOUSING AND  
 URBAN DEVELOPMENT  
 OFFICE OF COMMUNITY PLANNING AND  
 DEVELOPMENT  
 PR07 - Drawdown Report by Voucher Number  
 - Vouchers Submitted to Loccs

DATE: 12/16/2020  
 TIME: 9:28:46 PM  
 PAGE: 39/39

IDIS

Recipient TIN	Payee TIN	Program	PY	Drawn Amount
756000528	756000528	HOPWA		\$13,052.29
756000528	756000528	HOPWA		\$7,882.47
756000528	756000528	HOPWA		\$5,641.49
756000528	756000528	HOPWA		\$6,109.43
756000528	756000528	HOPWA		\$3,155.69
756000528	756000528	HOPWA		\$3,395.28
756000528	756000528	CDBG		\$37,832.80
756000528	756000528	CDBG		\$35,215.81
756000528	756000528	HOPWA		\$5,012.55
756000528	756000528	HOME		\$5,778.63
756000528	756000528	HOME		\$4,808.71
752399903	756000528	HOME		\$4,703.49
752399903	756000528	HOME		\$5,621.86
756000528	756000528	CDBG		\$62,300.29
756000528	756000528	CDBG		\$45,272.52
756000528	756000528	CDBG		\$2,007.85
756000528	756000528	CDBG		\$1,040.93
756000528	756000528	CDBG		\$41,493.22
756000528	756000528	CDBG		\$11,062.50
756000528	756000528	CDBG		\$6,185.00
756000528	756000528	CDBG		\$9,567.50
756000528	756000528	CDBG		\$4,426.97
756000528	756000528	CDBG		\$25,248.00
756000528	756000528	CDBG		\$17,199.65
756000528	756000528	CDBG		\$55,446.50
756000528	756000528	HOPWA		\$3,501.56
756000528	756000528	HOME		\$20,000.00
756000528	756000528	HOME		\$14,999.00
756000528	756000528	HOME		\$13,906.32
756000528	756000528	CDBG		\$11,199.42
756000528	756000528	CDBG		\$12,466.45
756000528	756000528	CDBG		\$58,063.58
756000528	756000528	CDBG		\$17,551.98
756000528	756000528	CDBG		\$6,698.52
756000528	756000528	CDBG		\$3,610.57
756000528	756000528	CDBG		\$25,562.01
		<b>CDBG</b>	<b>TOTAL DRAWS:</b>	<b><u>\$8,401,479.84</u></b>
		<b>HESG</b>	<b>TOTAL DRAWS:</b>	<b><u>\$538,522.52</u></b>
		<b>HOPWA</b>	<b>TOTAL DRAWS:</b>	<b><u>\$1,332,760.24</u></b>
		<b>HOME</b>	<b>TOTAL DRAWS:</b>	<b><u>\$2,957,496.38</u></b>
				<b><u>\$13,230,258.98</u></b>

HOME MATCH LOG FY 2019 - 2020

Project Number (1)	Date Project Committed (2)	Project Address (3)	Project Type (4)	HOME Funds Expended (5)	Date HOME \$ Expended (6)	Amount of Match Liability Incurred (7)	Value of Match Contribution (8)	Type of Match (9)	Date Match Recognized (10)	Balance After MATCH Applied
		Balance from L/Y								566,435.65
							30,220.00	Cash - General Fund-Beaty	1/8/2020	\$ 596,655.65
							447,353.00	Cash - GF-For HAPs	VARIOUS	\$ 1,044,008.65
							1,165,949.75	PV of Yield forgone -Habitat Loans		\$ 2,209,958.40
6007	08/09/11	Beaty Street project		\$3,605.00	01/29/2020	\$901.25				\$ 2,209,057.15
7212	06/27/18	Sphinx at Sierra Vista		\$2,500.00	07/28/2020	\$625.00				\$ 2,208,432.15
7221	10/04/18	Mistletoe-1916 Mistletoe Boulevard		\$28,000.00	10/24/2019	\$7,000.00				\$ 2,201,432.15
7221	10/04/18	Mistletoe-1916 Mistletoe Boulevard		\$100,000.00	05/13/2020	\$25,000.00				\$ 2,176,432.15
7223	10/03/18	3600 Eagle Nest St		\$55,947.17	10/24/2019	\$13,986.79				\$ 2,162,445.36
7223	10/03/18	3600 Eagle Nest St		\$2,807.62	10/24/2019	\$701.91				\$ 2,161,743.45
7224	10/03/18	3608 Eagle Nest St		\$11,103.50	10/24/2019	\$2,775.88				\$ 2,158,967.58
7225	10/03/18	3617 Eagle Nest St		\$48,300.69	10/23/2019	\$12,075.17				\$ 2,146,892.41
7225	10/03/18	3617 Eagle Nest St		\$16,056.39	10/23/2019	\$4,014.10				\$ 2,142,878.31
7225	10/03/18	3617 Eagle Nest St		\$1,248.28	10/31/2019	\$312.07				\$ 2,142,566.24
7225	10/03/18	3617 Eagle Nest St		\$1,415.88	10/31/2019	\$353.97				\$ 2,142,212.27
7226	10/03/18	3625 Eagle Nest St		\$25,562.85	10/31/2019	\$6,390.71				\$ 2,135,821.56
7226	10/03/18	3625 Eagle Nest St		\$23,971.96	10/31/2019	\$5,992.99				\$ 2,129,828.57
7226	10/03/18	3625 Eagle Nest St		\$19,619.00	10/31/2019	\$4,904.75				\$ 2,124,923.82
7227	10/03/18	3649 Eagle Nest St		\$48,020.92	10/24/2019	\$12,005.23				\$ 2,112,918.59
7227	10/03/18	3649 Eagle Nest St		\$1,529.80	10/31/2019	\$382.45				\$ 2,112,536.14
7227	10/03/18	3649 Eagle Nest St		\$1,115.43	10/31/2019	\$278.86				\$ 2,112,257.28
7227	10/03/18	3649 Eagle Nest St		\$1,000.00	10/11/2019	\$250.00				\$ 2,112,007.28
7228	10/03/18	3601 Hardy St		\$47,881.34	10/24/2019	\$11,970.34				\$ 2,100,036.94
7228	10/03/18	3601 Hardy St		\$3,662.04	10/24/2019	\$915.51				\$ 2,099,121.43
7228	10/03/18	3601 Hardy St		\$2,276.71	01/09/2020	\$569.18				\$ 2,098,552.26
7334	08/07/19	1313 New York Ave		\$20,000.00	10/31/2019	\$5,000.00				\$ 2,093,552.26
7336	08/07/19	1320 New York Ave		\$1,000.00	10/11/2019	\$250.00				\$ 2,093,302.26
7337	08/08/19	1401 New York Ave		\$1,000.00	10/11/2019	\$250.00				\$ 2,093,052.26
7338	08/08/19	616 NW 26th St		\$19,750.00	10/31/2019	\$4,937.50				\$ 2,088,114.76
7345	09/17/19	3501 Cayman Dr		\$19,959.00	10/31/2019	\$4,989.75				\$ 2,083,125.01
7346	09/17/19	1420 Driess St		\$20,000.00	11/16/2019	\$5,000.00				\$ 2,078,125.01
7347	09/17/19	1428 Driess St		\$20,000.00	11/16/2019	\$5,000.00				\$ 2,073,125.01
7348	09/18/19	1418 Driess St		\$20,000.00	11/16/2019	\$5,000.00				\$ 2,068,125.01
7350	09/18/19	9301 Castorian Dr		\$19,995.00	10/31/2019	\$4,998.75				\$ 2,063,126.26
7354	09/26/19	Columbia II at 3801 W Daniels Dr		\$550,000.00	09/09/2020	\$137,500.00				\$ 1,925,626.26
7355	09/26/19	217 Paradise Street		\$17,543.69	12/10/2019	\$4,385.92				\$ 1,921,240.33
7355	09/26/19	217 Paradise Street		\$16,286.31	12/10/2019	\$4,071.58				\$ 1,917,168.76
7355	09/26/19	217 Paradise Street		\$1,000.00	06/06/2020	\$250.00				\$ 1,916,918.76
7356	09/26/19	1003 Baurline Street		\$34,670.00	12/11/2019	\$8,667.50				\$ 1,908,251.26
7356	09/26/19	1003 Baurline Street		\$4,808.71	09/30/2020	\$1,202.18				\$ 1,907,049.08
7357	09/26/19	2612 LaSalle Street		\$34,160.00	12/11/2019	\$8,540.00				\$ 1,898,509.08
7357	09/26/19	2612 LaSalle Street		\$5,621.86	09/30/2020	\$1,405.47				\$ 1,897,103.61
7357	09/26/19	2612 LaSalle Street		\$13,906.32	09/30/2020	\$3,476.58				\$ 1,893,627.03
7358	09/26/19	2614 LaSalle Street		\$34,820.00	12/11/2019	\$8,705.00				\$ 1,884,922.03
7358	09/26/19	2614 LaSalle Street		\$4,703.49	09/30/2020	\$1,175.87				\$ 1,883,746.16
7358	09/26/19	2614 LaSalle Street		\$1,000.00	06/16/2020	\$250.00				\$ 1,883,496.16
7359	09/26/19	2712 LaSalle Street		\$34,160.00	12/11/2019	\$8,540.00				\$ 1,874,956.16
7359	09/26/19	2712 LaSalle Street		\$5,778.63	09/30/2020	\$1,444.66				\$ 1,873,511.50
7360	09/26/19	10429 Pleasant Mound Dr		\$11,240.00	11/16/2019	\$2,810.00				\$ 1,870,701.50
7361	09/26/19	9913 Hunterville Trail		\$14,516.00	10/31/2019	\$3,629.00				\$ 1,867,072.50
7364	10/02/19	7617 Whirlwind Dr		\$14,930.00	10/31/2019	\$3,732.50				\$ 1,863,340.00

Project Number (1)	Date Project Committed (2)	Project Address (3)	Project Type (4)	HOME Funds Expended (5)	Date HOME \$ Expended (6)	Amount of Match Liability Incurred (7)	Value of Match Contribution (8)	Type of Match (9)	Date Match Recognized (10)	Balance After MATCH Applied
7365	10/09/19	3129 Guyana Rd		\$1,000.00	12/17/2019	\$250.00				\$ 1,863,090.00
7366	10/17/19	5504 Van Natta		\$1,000.00	12/17/2019	\$250.00				\$ 1,862,840.00
7367	10/17/19	1326 New York Ave		\$2,053.18	01/09/2020	\$513.30				\$ 1,862,326.71
7368	10/18/19	10437 Phantom Hill Rd		\$14,999.00	01/03/2020	\$3,749.75				\$ 1,858,576.96
7371	10/29/19	3305 Tobago		\$14,982.00	01/03/2020	\$3,745.50				\$ 1,854,831.46
7396	11/08/19	5420 E. Roselane St		\$13,999.00	02/04/2020	\$3,499.75				\$ 1,851,331.71
7424	12/23/19	1320 Limerick Dr		\$4,001.00	02/04/2020	\$1,000.25				\$ 1,850,331.46
7429	01/31/20	5733 Whittlesey Rd		\$1,000.00	03/18/2020	\$250.00				\$ 1,850,081.46
7434	03/06/20	4405 Erath St		\$13,690.00	06/06/2020	\$3,422.50				\$ 1,846,658.96
7435	03/17/20	5421 Wellesley Ave		\$1,000.00	04/22/2020	\$250.00				\$ 1,846,408.96
7436	03/23/20	5332 Humbert Ave		\$1,000.00	06/06/2020	\$250.00				\$ 1,846,158.96
7438	03/30/20	5429 Helmick Ave		\$1,000.00	06/06/2020	\$250.00				\$ 1,845,908.96
7439	04/02/20	4413 Fairfax Dr		\$1,000.00	05/30/2020	\$250.00				\$ 1,845,658.96
7443	04/13/20	4613 Emerson		\$1,000.00	05/30/2020	\$250.00				\$ 1,845,408.96
7444	04/14/20	3140 Montego Bay		\$1,000.00	06/06/2020	\$250.00				\$ 1,845,158.96
7445	04/20/20	3838 6th ave		\$1,000.00	06/20/2020	\$250.00				\$ 1,844,908.96
7446	04/23/20	5520 Humbert Ave		\$1,000.00	06/06/2020	\$250.00				\$ 1,844,658.96
7447	04/23/20	5337 Humbert Ave		\$1,000.00	06/06/2020	\$250.00				\$ 1,844,408.96
7448	04/23/20	2605 Woodlark Dr		\$1,000.00	06/06/2020	\$250.00				\$ 1,844,158.96
7449	04/24/20	9204 Castorian Dr		\$1,000.00	06/20/2020	\$250.00				\$ 1,843,908.96
7450	04/13/20	5325 Humbert		\$1,000.00	06/06/2020	\$250.00				\$ 1,843,658.96
7451	05/11/20	5415 Helmick Ave		\$1,000.00	07/11/2020	\$250.00				\$ 1,843,408.96
7452	05/12/20	5832 Japonica		\$1,000.00	09/24/2020	\$250.00				\$ 1,843,158.96
7453	04/07/20	1210 E. Arlington Ave		\$1,000.00	06/20/2020	\$250.00				\$ 1,842,908.96
7454	05/14/20	2808 NW 16th st		\$1,000.00	08/20/2020	\$250.00				\$ 1,842,658.96
7455	05/14/20	6528 Trident Trl		\$1,000.00	07/28/2020	\$250.00				\$ 1,842,408.96
7456	05/14/20	5411 Helmick Ave		\$1,000.00	07/11/2020	\$250.00				\$ 1,842,158.96
7457	05/14/20	5420 Blackmoore Ave		\$1,000.00	07/11/2020	\$250.00				\$ 1,841,908.96
7459	05/21/20	2805 Sadler Ave.		\$1,000.00	07/24/2020	\$250.00				\$ 1,841,658.96
7460	05/28/20	5400 Blackmore Ave		\$1,000.00	07/11/2020	\$250.00				\$ 1,841,408.96
7461	05/28/20	9025 Sycamore Leaf Ln		\$1,000.00	06/20/2020	\$250.00				\$ 1,841,158.96
7462	06/09/20	5413 Blackmore		\$9,313.24	07/28/2020	\$2,328.31				\$ 1,838,830.65
7464	06/15/20	2821 Lee Ave		\$14,999.00	08/20/2020	\$3,749.75				\$ 1,835,080.90
7465	06/19/20	5629 Como Dr		\$14,999.00	07/28/2020	\$3,749.75				\$ 1,831,331.15
7466	06/27/20	1801 8th Avenue-Everyly Plaza		\$900,000.00	07/01/2020	\$225,000.00				\$ 1,606,331.15
7467	07/01/20	2513 Tar Heel Dr		\$3,028.51	08/20/2020	\$757.13				\$ 1,605,574.02
7471	07/20/20	14033 Firebush Ln		\$14,999.00	09/09/2020	\$3,749.75				\$ 1,601,824.27
7472	07/20/20	5904 Asbury Ave.		\$14,999.00	09/30/2020	\$3,749.75				\$ 1,598,074.52
7475	07/31/20	1429 Stewart St		\$20,000.00	09/24/2020	\$5,000.00				\$ 1,593,074.52
7483	07/29/20	2204 Blythwood Trail		\$18,682.00	09/09/2020	\$4,670.50				\$ 1,588,404.02
7486	08/06/20	1419 Stewart St		\$20,000.00	09/30/2020	\$5,000.00				\$ 1,583,404.02
7501	08/20/20	6124 Fall Creek Ln		\$18,643.00	09/24/2020	\$4,660.75				\$ 1,578,743.27
										\$ 1,578,743.27
Subtotal				\$2,524,860.52		\$ 631,215.13	\$ 1,643,522.75			
Balance Forward				\$ -		\$ -	\$ 566,435.65			
Total				\$ 2,524,860.52		\$ 631,215.13	\$ 2,209,958.40			
<b>Balance as of 10/01/20</b>							<b>\$ 1,578,743.27</b>			

# Annual Performance Report HOME Program

U.S. Department of Housing  
and Urban Development  
Office of Community Planning  
and Development

OMB Approval No. 2506-0171  
(exp. 9/30/2023)

Public reporting burden for this collection of information is estimated to average 2.5 hours per response, including the time for reviewing instructions, searching existing data sources, gathering and maintaining the data needed, and completing and reviewing the collection of information. This agency may not conduct or sponsor, and a person is not required to respond to, a collection of information unless that collection displays a valid OMB control number.

The HOME statute imposes a significant number of data collection and reporting requirements. This includes information on assisted properties, on the owners or tenants of the properties, and on other programmatic areas. The information will be used: 1) to assist HOME participants in managing their programs; 2) to track performance of participants in meeting fund commitment and expenditure deadlines; 3) to permit HUD to determine whether each participant meets the HOME statutory income targeting and affordability requirements; and 4) to permit HUD to determine compliance with other statutory and regulatory program requirements. This data collection is authorized under Title II of the Cranston-Gonzalez National Affordable Housing Act or related authorities. Access to Federal grant funds is contingent on the reporting of certain project-specific data elements. Records of information collected will be maintained by the recipients of the assistance. Information on activities and expenditures of grant funds is public information and is generally available for disclosure. Recipients are responsible for ensuring confidentiality when public disclosure is not required.

This form is intended to collect numeric data to be aggregated nationally as a complement to data collected through the Cash and Management Information (C/MI) System. Participants should enter the reporting period in the first block. The reporting period is October 1 to September 30. Instructions are included for each section if further explanation is needed.

Submit this form on or before December 31. Send one copy to the appropriate HUD Field Office and one copy to: <b>HOME Program, Rm 7176, 451 7th Street, S.W., Washington D.C. 20410</b>	This report is for period (mm/dd/yyyy)		Date Submitted (mm/dd/yyyy)
	Starting	Ending	

## Part I Participant Identification

1. Participant Number	2. Participant Name		
3. Name of Person completing this report		4. Phone Number (Include Area Code)	
5. Address	6. City	7. State	8. Zip Code

## Part II Program Income

Enter the following program income amounts for the reporting period: in block 1, enter the balance on hand at the beginning; in block 2, enter the amount generated; in block 3, enter the amount expended; and in block 4, enter the amount for Tenant-Based rental Assistance.

1. Balance on hand at Beginning of Reporting Period	2. Amount received during Reporting Period	3. Total amount expended during Reporting Period	4. Amount expended for Tenant-Based Rental Assistance	5. Balance on hand at end of Reporting Period (1 + 2 - 3) = 5
---	--	--	---	---

## Part III Minority Business Enterprises (MBE) and Women Business Enterprises (WBE)

In the table below, indicate the number and dollar value of contracts for HOME projects completed during the reporting period.

	a. Total	Minority Business Enterprises (MBE)			f. White Non-Hispanic
		b. Alaskan Native or American Indian	c. Asian or Pacific Islander	d. Black Non-Hispanic	
A. Contracts					
1. Number					
2. Dollar Amount					
B. Sub-Contracts					
1. Number	4	0	0	0	1
2. Dollar Amount		\$0.00	\$0.00	\$0.00	
	a. Total	b. Women Business Enterprises (WBE)	c. Male		
C. Contracts					
1. Number					
2. Dollar Amount					
D. Sub-Contracts					
1. Number	4	1	3		
2. Dollar Amounts	\$344,384.00	\$180,799.00	\$163,585.00		

**Part IV Minority Owners of Rental Property**

In the table below, indicate the number of HOME assisted rental property owners and the total dollar amount of HOME funds in these rental properties assisted during the reporting period.

	a. Total	Minority Property Owners				f. White Non-Hispanic
		b. Alaskan Native or American Indian	c. Asian or Pacific Islander	d. Black Non-Hispanic	e. Hispanic	
1. Number						
2. Dollar Amount						

**Part V Relocation and Real Property Acquisition**

Indicate the number of persons displaced, the cost of relocation payments, the number of parcels acquired, and the cost of acquisition. The data provided should reflect only displacements and acquisitions occurring during the reporting period.

	a. Number	b. Cost
1. Parcels Acquired		
2. Businesses Displaced		
3. Nonprofit Organizations Displaced		
4. Households Temporarily Relocated, not Displaced		

Households Displaced	a. Total	Minority Business Enterprises (MBE)				f. White Non-Hispanic
		b. Alaskan Native or American Indian	c. Asian or Pacific Islander	d. Black Non-Hispanic	e. Hispanic	
5. Households Displaced - Number						
6. Households Displaced - Cost						

## HUD ESG CAPER FY2020

Grant: **ESG: Fort Worth - TX - Report** Type: **CAPER**

### Report Date Range

10/1/2019 to 9/30/2020

### Q01a. Contact Information

First name	Sharon
Middle name	A
Last name	Burkley
Suffix	
Title	Senior Planner
Street Address 1	200 Texas Street
Street Address 2	
City	Fort Worth
State	Texas
ZIP Code	76102
E-mail Address	Sharon.Burkley@fortworthtexas.gov
Phone Number	(817)392-5785
Extension	
Fax Number	(817)392-7328

### Q01b. Grant Information

As of 10/9/2020

### ESG Information from IDIS

Fiscal Year	Grant Number	Current Authorized Amount	Total Drawn	Balance	Obligation Date	Expenditure Deadline
2020						
2019	E19MC480010	\$616,266.00	\$453,679.55	\$162,586.45	8/27/2019	8/27/2021
2018	E18MC480010	\$587,565.00	\$580,863.61	\$6,701.39	10/3/2018	10/3/2020
2017	E17MC480010	\$577,437.00	\$577,437.00	\$0	10/19/2017	10/19/2019
2016	E16MC480010	\$570,031.00	\$570,031.00	\$0	10/11/2016	10/11/2018
2015	E15MC480010	\$552,108.00	\$552,108.00	\$0	11/17/2015	11/17/2017
2014	E14MC480006	\$493,901.00	\$493,901.00	\$0	11/3/2014	11/3/2016
2013	E13MC480006	\$425,325.00	\$425,325.00	\$0	10/2/2013	10/2/2015
2012						
2011						
<b>Total</b>		<b>\$3,822,633.00</b>	<b>\$3,653,345.16</b>	<b>\$169,287.84</b>		

### CAPER reporting includes funds used from fiscal year:

2018, 2019

### Project types carried out during the program year

Enter the number of each type of projects funded through ESG during this program year.

Street Outreach	0
Emergency Shelter	3
Transitional Housing (grandfathered under ES)	0
Day Shelter (funded under ES)	1
Rapid Re-Housing	1
Homelessness Prevention	1

### Q01c. Additional Information

#### HMIS

#### Comparable Database

Are 100% of the project(s) funded through ESG, which are allowed to use HMIS, entering data into HMIS?	Yes
Have all of the projects entered data into Sage via a CSV - CAPER Report upload?	Yes
Are 100% of the project(s) funded through ESG, which are allowed to use a comparable database, entering data into the comparable database?	Yes
Have all of the projects entered data into Sage via a CSV - CAPER Report upload?	Yes

**Q04a: Project Identifiers in HMIS**

Organization Name	Organization ID	Project Name	Project ID	HMIS Project Type	Method for Tracking ES	Affiliated with a residential project	Project IDs of affiliations	CoC Number	Geocode	Victim Service Provider	HMIS Software Name	Report Start Date	Report End Date	CSV Exception?	Uploaded via emailed hyperlink?
Presbyterian Night Shelter	84	True Worth	1212	11	3	0		TX-601	481896	0	OpenPath HMIS Warehouse	2019-10-01	2020-09-30	No	Yes
The Salvation Army Mabee Center	116	TSA ESG Homeless Prevention CFW	1101	12				TX-601	480222	0	ETO	2019-10-01	2020-09-30	No	Yes
Center for Transforming Lives	124	Rapid Rehousing Combined	1162	13				TX-601	481896	0	ETO	2019-10-01	2020-09-30	No	Yes
The Salvation Army Mabee Center	84	Salvation Army	941	1	3			TX-601	481896	0	ETO	2019-10-01	2020-09-30	No	Yes
Presbyterian Night Shelter	108	Family Service Program	835	1	0	0		TX-601	481896	0	OpenPath HMIS Warehouse	2019-10-01	2020-09-30	No	Yes
Presbyterian Night Shelter	108	Shelter-Based Rapid Exit Services	1216	1	0	0		TX-601	481896	0	OpenPath HMIS Warehouse	2019-10-01	2020-09-30	No	Yes
Presbyterian Night Shelter	108	Moving Home Men's Shelter	1032	1	0	0		TX-601	481896	0	OpenPath HMIS Warehouse	2019-10-01	2020-09-30	No	Yes
Presbyterian Night Shelter	108	Moving Home Women's Program	1213	1	0	0		TX-601	481896	0	OpenPath HMIS Warehouse	2019-10-01	2020-09-30	No	Yes
Presbyterian Night Shelter	108	Veteran's Voice Shelter Based	838	1	0	0		TX-601	481896	0	OpenPath HMIS Warehouse	2019-10-01	2020-09-30	No	Yes
Presbyterian Night Shelter	84	Presbyterian Night Shelter	942	1	3	0		TX-601	481896	0	OpenPath HMIS Warehouse	2019-10-01	2020-09-30	No	Yes
SafeHaven of Tarrant County	1170	Emergency Shelter Program	1170	1	0			TX-601	489439	1	CRMS	2019-10-01	2020-09-30	No	Yes
SafeHaven of Tarrant County	1170	Emergency Shelter Program	1170	1	0			TX-601	489439	1	CRMS	2019-10-01	2020-09-30	No	Yes

**Q05a: Report Validations Table**

Total Number of Persons Served	30682
Number of Adults (Age 18 or Over)	25303
Number of Children (Under Age 18)	3379
Number of Persons with Unknown Age	2000
Number of Leavers	1892
Number of Adult Leavers	845
Number of Adult and Head of Household Leavers	846
Number of Stayers	28790
Number of Adult Stayers	24458
Number of Veterans	2350
Number of Chronically Homeless Persons	2140
Number of Youth Under Age 25	1633
Number of Parenting Youth Under Age 25 with Children	107
Number of Adult Heads of Household	16931
Number of Child and Unknown-Age Heads of Household	196
Heads of Households and Adult Stayers in the Project 365 Days or More	13957

**Q06a: Data Quality: Personally Identifying Information (PII)**

Data Element	Client Doesn't Know/Refused	Information Missing	Data Issues	Total	% of Error Rate
Name	3	1	20	24	0.08 %
Social Security Number	1642	196	4102	4730	19.36 %
Date of Birth	50	2004	243	2294	7.49 %
Race	55	2262		2317	7.55 %
Ethnicity	112	62		174	0.57 %
Gender	21	51		72	0.23 %
Overall Score				5247	17.10 %

**Q06b: Data Quality: Universal Data Elements**

	Error Count	% of Error Rate
Veteran Status	51	0.20 %
Project Start Date	392	1.28 %
Relationship to Head of Household	12384	40.36 %
Client Location	312	1.82 %
Disabling Condition	1338	4.36 %

**Q06c: Data Quality: Income and Housing Data Quality**

	Error Count	% of Error Rate
Destination	66	3.49 %
Income and Sources at Start	8503	49.65 %
Income and Sources at Annual Assessment	307	2.20 %
Income and Sources at Exit	122	14.42 %

**Q06d: Data Quality: Chronic Homelessness**

	Count of Total Records	Missing Time in Institution	Missing Time in Housing	Approximate Date Started DK/R/missing	Number of Times DK/R/missing	Number of Months DK/R/missing	% of Records Unable to Calculate
ES, SH, Street Outreach	11906	--	--	4698	531	558	40.06 %
TH	0	0	0	0	0	0	--
PH (All)	111	0	1	0	0	0	0.90 %
Total	23574	--	--	--	--	--	20.24 %

**Q06e: Data Quality: Timeliness**

	Number of Project Start Records	Number of Project Exit Records
0 days	23863	1127
1-3 Days	932	0
4-6 Days	100	0
7-10 Days	175	0
11+ Days	4498	62

**Q06f: Data Quality: Inactive Records: Street Outreach & Emergency Shelter**

	# of Records	# of Inactive Records	% of Inactive Records
Contact (Adults and Heads of Household in Street Outreach or ES - NBN)	12757	12359	96.88 %
Bed Night (All Clients in ES - NBN)	13084	12979	99.20 %

**Q07a: Number of Persons Served**

	Total	Without Children	With Children and Adults	With Only Children	Unknown Household Type
Adults	25303	18103	7197	0	3
Children	3379	0	2632	719	28
Client Doesn't Know/ Client Refused	50	31	13	6	0
Data Not Collected	2455	213	2134	31	77
Total	30682	18103	11749	719	111
For PSH & RRH – the total persons served who moved into housing	327	4	323	0	0

**Q08a: Households Served**

	Total	Without Children	With Children and Adults	With Only Children	Unknown Household Type
Total Households	17127	12575	4506	28	18
For PSH & RRH – the total households served who moved into housing	99	4	95	0	0

**Q08b: Point-in-Time Count of Households on the Last Wednesday**

	Total	Without Children	With Children and Adults	With Only Children	Unknown Household Type
January	7925	5627	2265	25	8
April	7923	5623	2267	25	8
July	7971	5662	2275	25	9
October	7903	5622	2248	25	8

**Q09a: Number of Persons Contacted**

	All Persons Contacted	First contact – NOT staying on the Streets, ES, or SH	First contact – WAS staying on Streets, ES, or SH	First contact – Worker unable to determine
Once	0	0	0	0
2-5 Times	0	0	0	0
6-9 Times	0	0	0	0
10+ Times	0	0	0	0
Total Persons Contacted	0	0	0	0

**Q09b: Number of Persons Engaged**

	All Persons Contacted	First contact – NOT staying on the Streets, ES, or SH	First contact – WAS staying on Streets, ES, or SH	First contact – Worker unable to determine
Once	0	0	0	0
2-5 Contacts	0	0	0	0
6-9 Contacts	0	0	0	0
10+ Contacts	0	0	0	0
Total Persons Engaged	0	0	0	0
Rate of Engagement	0.00	0.00	0.00	0.00



**Q10a: Gender of Adults**

	Total	Without Children	With Children and Adults	Unknown Household Type
Male	15294	11513	3781	0
Female	9800	6512	3285	3
Trans Female (MTF or Male to Female)	38	29	9	0
Trans Male (FTM or Female to Male)	13	12	1	0
Gender Non-Conforming (i.e. not exclusively male or female)	2	2	0	0
Client Doesn't Know/Client Refused	14	7	7	0
Data Not Collected	142	28	114	0
Subtotal	25303	18103	7197	3

**Q10b: Gender of Children**

	Total	With Children and Adults	With Only Children	Unknown Household Type
Male	1661	1311	336	14
Female	1693	1298	381	14
Trans Female (MTF or Male to Female)	0	0	0	0
Trans Male (FTM or Female to Male)	2	2	0	0
Gender Non-Conforming (i.e. not exclusively male or female)	0	0	0	0
Client Doesn't Know/Client Refused	6	6	0	0
Data Not Collected	17	15	2	0
Subtotal	3379	2632	719	28

**Q10c: Gender of Persons Missing Age Information**

	Total	Without Children	With Children and Adults	With Only Children	Unknown Household Type
Male	7	0	5	0	2
Female	5	0	1	0	4
Trans Female (MTF or Male to Female)	0	0	0	0	0
Trans Male (FTM or Female to Male)	0	0	0	0	0
Gender Non-Conforming (i.e. not exclusively male or female)	0	0	0	0	0
Client Doesn't Know/Client Refused	1	0	1	0	0
Data Not Collected	1987	0	1912	0	75
Subtotal	2000	0	1919	0	81

**Q10d: Gender by Age Ranges**

	Total	Under Age 18	Age 18-24	Age 25-61	Age 62 and over	Client Doesn't Know/ Client Refused	Data Not Collected
Male	16963	1621	900	12232	1962	27	221
Female	11499	1645	860	8156	653	22	163
Trans Female (MTF or Male to Female)	38	0	12	26	0	0	0
Trans Male (FTM or Female to Male)	15	2	1	11	1	0	0
Gender Non-Conforming (i.e. not exclusively male or female)	2	0	0	2	0	0	0
Client Doesn't Know/Client Refused	21	6	0	10	1	1	3
Data Not Collected	2144	9	0	62	0	0	2073
Subtotal	30682	3283	1773	20499	2626	50	2460

**Q11: Age**

	Total	Without Children	With Children and Adults	With Only Children	Unknown Household Type
Under 5	1054	0	872	166	16
5 - 12	1618	0	1213	393	12
13 - 17	611	0	488	123	0
18 - 24	1773	1227	545	0	1
25 - 34	5068	3607	1460	0	1
35 - 44	5415	3892	1522	0	1
45 - 54	5758	4235	1523	0	0
55 - 61	4258	3077	1181	0	0
62+	2617	1821	796	0	0
Client Doesn't Know/Client Refused	50	31	13	6	0
Data Not Collected	2460	213	2136	31	80
Total	30682	18103	11749	719	111

**Q12a: Race**

	Total	Without Children	With Children and Adults	With Only Children	Unknown Household Type
White	706	214	483	9	0
Black or African American	1632	324	1227	81	0
Asian	13135	8210	4435	462	28
American Indian or Alaska Native	90	50	43	3	0
Native Hawaiian or Other Pacific Islander	12367	9004	3213	142	8
Multiple Races	435	199	217	17	2
Client Doesn't Know/Client Refused	55	31	21	3	0
Data Not Collected	2262	77	2110	2	73
Total	30682	18103	11749	719	111

**Q12b: Ethnicity**

	Total	Without Children	With Children and Adults	With Only Children	Unknown Household Type
Non-Hispanic/Non-Latino	24910	15769	8472	633	36
Hispanic/Latino	3354	2141	1136	77	0
Client Doesn't Know/Client Refused	112	72	38	2	0
Data Not Collected	2306	121	2103	7	75
Total	30682	18103	11749	719	111

**Q13a1: Physical and Mental Health Conditions at Start**

	Total Persons	Without Children	Adults in HH with Children & Adults	Children in HH with Children & Adults	With Children and Adults ☹	With Only Children	Unknown Household Type
Mental Health Problem	7724	5705	1892	86	--	29	10
Alcohol Abuse	833	626	206	0	--	1	0
Drug Abuse	1262	929	324	2	--	5	2
Both Alcohol and Drug Abuse	1114	871	241	0	--	2	0
Chronic Health Condition	6730	5015	1574	105	--	29	5
HIV/AIDS	355	256	98	1	--	0	0
Developmental Disability	808	518	190	89	--	10	1
Physical Disability	5081	3856	1191	25	--	4	3

☹ The "With Children and Adults" column is retired as of 10/1/2019 and replaced with the columns "Adults in HH with Children & Adults" and "Children in HH with Children & Adults".

**Q13b1: Physical and Mental Health Conditions at Exit**

	Total Persons	Without Children	Adults in HH with Children & Adults	Children in HH with Children & Adults	With Children and Adults ☹	With Only Children	Unknown Household Type
Mental Health Problem	273	100	138	29	--	4	2
Alcohol Abuse	10	5	5	0	--	0	0
Drug Abuse	46	13	33	0	--	0	0
Both Alcohol and Drug Abuse	18	18	0	0	--	0	0
Chronic Health Condition	195	88	67	39	--	1	0
HIV/AIDS	9	4	5	0	--	0	0
Developmental Disability	64	13	12	38	--	1	0
Physical Disability	108	62	37	9	--	0	0

☹ The "With Children and Adults" column is retired as of 10/1/2019 and replaced with the columns "Adults in HH with Children & Adults" and "Children in HH with Children & Adults".

**Q13c1: Physical and Mental Health Conditions for Stayers**

	Total Persons	Without Children	Adults in HH with Children & Adults	Children in HH with Children & Adults	With Children and Adults ☹	With Only Children	Unknown Household Type
Mental Health Problem	8074	6031	1942	59	--	30	9
Alcohol Abuse	890	659	230	0	--	1	0
Drug Abuse	1309	980	320	2	--	5	2
Both Alcohol and Drug Abuse	1228	954	272	0	--	2	0
Chronic Health Condition	7025	5266	1650	73	--	28	5
HIV/AIDS	361	265	95	1	--	0	0
Developmental Disability	917	620	225	60	--	11	1
Physical Disability	5398	4079	1292	17	--	4	3

☹ The "With Children and Adults" column is retired as of 10/1/2019 and replaced with the columns "Adults in HH with Children & Adults" and "Children in HH with Children & Adults".

**Q14a: Domestic Violence History**

	Total	Without Children	With Children and Adults	With Only Children	Unknown Household Type
Yes	3361	2168	1181	8	4
No	14284	10657	3594	20	13
Client Doesn't Know/Client Refused	16	11	5	0	0
Data Not Collected	7838	5267	2568	0	3
Total	25499	18103	7348	28	20

**Q14b: Persons Fleeing Domestic Violence**

	Total	Without Children	With Children and Adults	With Only Children	Unknown Household Type
Yes	1010	468	541	0	1
No	83	36	47	0	0
Client Doesn't Know/Client Refused	0	0	0	0	0
Data Not Collected	0	0	0	0	0
Total	1093	504	588	0	1

**Q15: Living Situation**

	Total	Without Children	With Children and Adults	With Only Children	Unknown Household Type
<b>Homeless Situations</b>	0	0	0	0	0
Emergency shelter, including hotel or motel paid for with emergency shelter voucher	6956	4913	2024	8	11
Transitional housing for homeless persons (including homeless youth)	20	18	2	0	0
Place not meant for habitation	6849	5295	1538	9	7
Safe Haven	72	39	33	0	0
Host Home (non-crisis)	0	0	0	0	0
Interim Housing ☞	0	0	0	0	0
<b>Subtotal</b>	13897	10265	3597	17	18
<b>Institutional Settings</b>	0	0	0	0	0
Psychiatric hospital or other psychiatric facility	37	29	7	1	0
Substance abuse treatment facility or detox center	68	49	19	0	0
Hospital or other residential non-psychiatric medical facility	322	253	68	1	0
Jail, prison or juvenile detention facility	169	123	46	0	0
Foster care home or foster care group home	21	11	10	0	0
Long-term care facility or nursing home	6	5	1	0	0
Residential project or halfway house with no homeless criteria	38	29	9	0	0
<b>Subtotal</b>	661	499	160	2	0
<b>Other Locations</b>	0	0	0	0	0
Permanent housing (other than RRH) for formerly homeless persons	4	2	2	0	0
Owned by client, no ongoing housing subsidy	14	8	6	0	0
Owned by client, with ongoing housing subsidy	3	3	0	0	0
Rental by client, with RRH or equivalent subsidy	0	0	0	0	0
Rental by client, with HCV voucher (tenant or project based)	1	1	0	0	0
Rental by client in a public housing unit	0	0	0	0	0
Rental by client, no ongoing housing subsidy	110	56	54	0	0
Rental by client, with VASH subsidy	3	2	1	0	0
Rental by client with GPD TIP subsidy	2	2	0	0	0
Rental by client, with other housing subsidy	11	9	2	0	0
Hotel or motel paid for without emergency shelter voucher	358	269	84	5	0
Staying or living in a friend's room, apartment or house	779	608	169	2	0
Staying or living in a family member's room, apartment or house	1040	808	231	1	0
Client Doesn't Know/Client Refused	8	7	1	0	0
Data Not Collected	8608	5564	3041	1	2
<b>Subtotal</b>	10941	7339	3591	9	2
<b>Total</b>	25499	18103	7348	28	20

☞ Interim housing is retired as of 10/1/2019.

**Q16: Cash Income - Ranges**

	Income at Start	Income at Latest Annual Assessment for Stayers	Income at Exit for Leavers
No income	12325	19	400
\$1 - \$150	96	1	9
\$151 - \$250	105	0	13
\$251 - \$500	465	3	42
\$501 - \$1000	3310	6	130
\$1,001 - \$1,500	899	1	91
\$1,501 - \$2,000	354	0	49
\$2,001+	169	1	43
Client Doesn't Know/Client Refused	11	0	0
Data Not Collected	7569	23808	68
Number of Adult Stayers Not Yet Required to Have an Annual Assessment	--	10886	--
Number of Adult Stayers Without Required Annual Assessment	--	13543	--
<b>Total Adults</b>	25303	24444	845

**Q17: Cash Income - Sources**

	Income at Start	Income at Latest Annual Assessment for Stayers	Income at Exit for Leavers
Earned Income	1369	4	185
Unemployment Insurance	42	0	8
SSI	2006	2	70
SSDI	1594	3	34
VA Service-Connected Disability Compensation	180	0	5
VA Non-Service Connected Disability Pension	91	0	3
Private Disability Insurance	2	0	2
Worker's Compensation	9	1	1
TANF or Equivalent	87	0	52
General Assistance	3	0	0
Retirement (Social Security)	248	0	2
Pension from Former Job	33	1	0
Child Support	123	0	30
Alimony (Spousal Support)	6	0	0
Other Source	119	2	9
Adults with Income Information at Start and Annual Assessment/Exit	--	21	481

**Q19b: Disabling Conditions and Income for Adults at Exit**

	AO: Adult with Disabling Condition	AO: Adult without Disabling Condition	AO: Total Adults	AO: % with Disabling Condition by Source	AC: Adult with Disabling Condition	AC: Adult without Disabling Condition	AC: Total Adults	AC: % with Disabling Condition by Source	UK: Adult with Disabling Condition	UK: Adult without Disabling Condition	UK: Total Adults	UK: % with Disabling Condition by Source
Earned Income	4	34	38	10.53 %	8	65	73	10.96 %	0	0	0	--
Supplemental Security Income (SSI)	16	10	26	61.54 %	9	11	20	45.00 %	0	0	0	--
Social Security Disability Insurance (SSDI)	14	4	18	77.78 %	3	8	11	27.27 %	0	0	0	--
VA Service-Connected Disability Compensation	2	3	5	40.00 %	0	0	0	--	0	0	0	--
Private Disability Insurance	1	0	1	100.00 %	1	0	1	100.00 %	0	0	0	--
Worker's Compensation	0	0	0	--	1	0	1	100.00 %	0	0	0	--
Temporary Assistance for Needy Families (TANF)	0	2	2	0.00 %	4	14	18	22.23 %	0	0	0	--
Retirement Income from Social Security	2	0	2	100.00 %	0	0	0	--	0	0	0	--
Pension or retirement income from a former job	0	0	0	--	0	0	0	--	0	0	0	--
Child Support	1	2	3	33.33 %	6	14	20	30.00 %	0	0	0	--
Other source	0	2	2	0.00 %	1	10	11	9.09 %	0	0	0	--
No Sources	37	98	135	27.41 %	16	107	123	13.01 %	0	1	1	0.00 %
Unduplicated Total Adults	73	150	223		43	209	252		0	1	1	

**Q20a: Type of Non-Cash Benefit Sources**

	Benefit at Start	Benefit at Latest Annual Assessment for Stayers	Benefit at Exit for Leavers
Supplemental Nutritional Assistance Program	4635	4	356
WIC	83	0	22
TANF Child Care Services	12	0	4
TANF Transportation Services	2	0	1
Other TANF-Funded Services	20	0	33
Other Source	12	0	0

**Q21: Health Insurance**

	At Start	At Annual Assessment for Stayers	At Exit for Leavers
Medicaid	2780	2	476
Medicare	1462	1	28
State Children's Health Insurance Program	326	0	104
VA Medical Services	652	0	24
Employer Provided Health Insurance	132	0	18
Health Insurance Through COBRA	9	0	0
Private Pay Health Insurance	99	0	4
State Health Insurance for Adults	174	0	34
Indian Health Services Program	25	0	0
Other	71	2	8
No Health Insurance	323	0	135
Client Doesn't Know/Client Refused	25	0	2
Data Not Collected	804	43	628
Number of Stayers Not Yet Required to Have an Annual Assessment	0	11420	0
1 Source of Health Insurance	2575	3	302
More than 1 Source of Health Insurance	1520	1	144

**Q22a2: Length of Participation – ESG Projects**

	Total	Leavers	Stayers
0 to 7 days	1335	524	811
8 to 14 days	399	171	228
15 to 21 days	305	122	183
22 to 30 days	338	133	205
31 to 60 days	911	360	551
61 to 90 days	700	163	537
91 to 180 days	1286	236	1050
181 to 365 days	4545	161	4384
366 to 730 days (1-2 Yrs)	9403	14	9389
731 to 1,095 days (2-3 Yrs)	6590	6	6584
1,096 to 1,460 days (3-4 Yrs)	2798	2	2796
1,461 to 1,825 days (4-5 Yrs)	994	0	994
More than 1,825 days (> 5 Yrs)	1078	0	1078
Data Not Collected	0	0	0
Total	30682	1892	28790

**Q22c: Length of Time between Project Start Date and Housing Move-in Date**

	Total	Without Children	With Children and Adults	With Only Children	Unknown Household Type
7 days or less	42	1	41	0	0
8 to 14 days	53	1	52	0	0
15 to 21 days	56	1	55	0	0
22 to 30 days	63	1	62	0	0
31 to 60 days	0	0	0	0	0
61 to 180 days	3	0	3	0	0
181 to 365 days	0	0	0	0	0
366 to 730 days (1-2 Yrs)	4	0	4	0	0
Total (persons moved into housing)	221	4	217	0	0
Average length of time to housing	9.00	14.00	24.00	--	--
Persons who were exited without move-in	0	0	0	0	0
Total persons	221	4	217	0	0

**Q22d: Length of Participation by Household Type**

	Total	Without Children	With Children and Adults	With Only Children	Unknown Household Type
7 days or less	1333	389	857	44	43
8 to 14 days	399	108	275	12	4
15 to 21 days	305	122	169	8	6
22 to 30 days	338	114	210	11	3
31 to 60 days	911	291	594	22	4
61 to 90 days	700	317	363	13	7
91 to 180 days	1286	629	644	12	1
181 to 365 days	4545	2564	1944	26	11
366 to 730 days (1-2 Yrs)	9403	6537	2800	51	15
731 to 1,095 days (2-3 Yrs)	6590	4687	1858	37	8
1,096 to 1,460 days (3-4 Yrs)	2798	1388	1220	184	6
1,461 to 1,825 days (4-5 Yrs)	994	396	383	215	0
More than 1,825 days (> 5 Yrs)	1078	561	431	83	3
Data Not Collected	2	0	1	1	0
Total	30682	18103	11749	719	111

**Q22e: Length of Time Prior to Housing - based on 3.917 Date Homelessness Started**

	Total	Without Children	With Children and Adults	With Only Children	Unknown Household Type
7 days or less	63	13	50	0	0
8 to 14 days	16	5	11	0	0
15 to 21 days	13	5	8	0	0
22 to 30 days	18	3	15	0	0
31 to 60 days	123	8	115	0	0
61 to 180 days	203	18	183	2	0
181 to 365 days	89	9	80	0	0
366 to 730 days (1-2 Yrs)	22	4	18	0	0
731 days or more	1551	1134	410	5	2
Total (persons moved into housing)	610	81	516	13	0
Not yet moved into housing	12545	9286	3212	29	18
Data not collected	17626	8870	7986	686	94
Total persons	30551	18080	11653	717	111

**Q23c: Exit Destination – All persons**

	Total	Without Children	With Children and Adults	With Only Children	Unknown Household Type
<b>Permanent Destinations</b>	0	0	0	0	0
Moved from one HOPWA funded project to HOPWA PH	0	0	0	0	0
Owned by client, no ongoing housing subsidy	32	2	30	0	0
Owned by client, with ongoing housing subsidy	3	0	3	0	0
Rental by client, no ongoing housing subsidy	274	47	218	6	3
Rental by client, with VASH housing subsidy	13	1	12	0	0
Rental by client, with GPD TIP housing subsidy	7	0	7	0	0
Rental by client, with other ongoing housing subsidy	106	1	103	2	0
Permanent housing (other than RRH) for formerly homeless persons	18	1	17	0	0
Staying or living with family, permanent tenure	350	55	290	3	2
Staying or living with friends, permanent tenure	29	11	17	1	0
Rental by client, with RRH or equivalent subsidy	287	15	259	6	7
Rental by client, with HCV voucher (tenant or project based)	1	0	1	0	0
Rental by client in a public housing unit	0	0	0	0	0
<b>Subtotal</b>	1120	133	957	18	12
<b>Temporary Destinations</b>	0	0	0	0	0
Emergency shelter, including hotel or motel paid for with emergency shelter voucher	285	54	201	25	5
Moved from one HOPWA funded project to HOPWA TH	0	0	0	0	0
Transitional housing for homeless persons (including homeless youth)	27	3	24	0	0
Staying or living with family, temporary tenure (e.g. room, apartment or house)	123	12	111	0	0
Staying or living with friends, temporary tenure (e.g. room, apartment or house)	49	1	47	1	0
Place not meant for habitation (e.g., a vehicle, an abandoned building, bus/train/subway station/airport or anywhere outside)	27	7	20	0	0
Safe Haven	0	0	0	0	0
Hotel or motel paid for without emergency shelter voucher	24	0	24	0	0
Host Home (non-crisis)	0	0	0	0	0
<b>Subtotal</b>	535	77	427	26	5
<b>Institutional Settings</b>	0	0	0	0	0
Foster care home or group foster care home	0	0	0	0	0
Psychiatric hospital or other psychiatric facility	0	0	0	0	0
Substance abuse treatment facility or detox center	0	0	0	0	0
Hospital or other residential non-psychiatric medical facility	3	2	1	0	0
Jail, prison, or juvenile detention facility	1	1	0	0	0
Long-term care facility or nursing home	0	0	0	0	0
<b>Subtotal</b>	4	3	1	0	0
<b>Other Destinations</b>	0	0	0	0	0
Residential project or halfway house with no homeless criteria	2	2	0	0	0
Deceased	1	1	0	0	0
Other	21	16	5	0	0
Client Doesn't Know/Client Refused	1	1	0	0	0
Data Not Collected (no exit interview completed)	191	60	120	8	3
<b>Subtotal</b>	216	80	125	8	3
<b>Total</b>	1892	311	1505	55	21
Total persons exiting to positive housing destinations	1266	118	1118	18	12
Total persons whose destinations excluded them from the calculation	4	3	1	0	0
Percentage	67.06 %	38.31 %	74.34 %	32.73 %	57.14 %

**Q24: Homelessness Prevention Housing Assessment at Exit**

	<b>Total</b>	<b>Without Children</b>	<b>With Children and Adults</b>	<b>With Only Children</b>	<b>Unknown Household Type</b>
Able to maintain the housing they had at project start--Without a subsidy	57	15	42	0	0
Able to maintain the housing they had at project start--With the subsidy they had at project start	0	0	0	0	0
Able to maintain the housing they had at project start--With an on-going subsidy acquired since project start	0	0	0	0	0
Able to maintain the housing they had at project start--Only with financial assistance other than a subsidy	0	0	0	0	0
Moved to new housing unit--With on-going subsidy	0	0	0	0	0
Moved to new housing unit--Without an on-going subsidy	0	0	0	0	0
Moved in with family/friends on a temporary basis	0	0	0	0	0
Moved in with family/friends on a permanent basis	0	0	0	0	0
Moved to a transitional or temporary housing facility or program	0	0	0	0	0
Client became homeless – moving to a shelter or other place unfit for human habitation	0	0	0	0	0
Client went to jail/prison	0	0	0	0	0
Client died	0	0	0	0	0
Client doesn't know/Client refused	0	0	0	0	0
Data not collected (no exit interview completed)	1	1	0	0	0
<b>Total</b>	<b>58</b>	<b>16</b>	<b>42</b>	<b>0</b>	<b>0</b>

**Q25a: Number of Veterans**

	<b>Total</b>	<b>Without Children</b>	<b>With Children and Adults</b>	<b>Unknown Household Type</b>
Chronically Homeless Veteran	206	156	50	0
Non-Chronically Homeless Veteran	2144	1471	670	0
Not a Veteran	24316	16261	7415	35
Client Doesn't Know/Client Refused	36	21	14	0
Data Not Collected	2426	194	2182	28
<b>Total</b>	<b>29128</b>	<b>18103</b>	<b>10331</b>	<b>63</b>

**Q26b: Number of Chronically Homeless Persons by Household**

	<b>Total</b>	<b>Without Children</b>	<b>With Children and Adults</b>	<b>With Only Children</b>	<b>Unknown Household Type</b>
Chronically Homeless	2140	1520	613	6	1
Not Chronically Homeless	27425	16265	10337	713	110
Client Doesn't Know/Client Refused	8	7	1	0	0
Data Not Collected	634	420	214	0	0
<b>Total</b>	<b>30067</b>	<b>18103</b>	<b>11134</b>	<b>719</b>	<b>111</b>



# **Housing Opportunities for Persons With AIDS (HOPWA) Program**

## **Consolidated Annual Performance and Evaluation Report (CAPER) Measuring Performance Outcomes**

OMB Number 2506-0133 (Expiration Date: 01/31/2021)

---

The CAPER report for HOPWA formula grantees provides annual information on program accomplishments that supports program evaluation and the ability to measure program beneficiary outcomes as related to: maintain housing stability; prevent homelessness; and improve access to care and support. This information is also covered under the Consolidated Plan Management Process (CPMP) report and includes Narrative Responses and Performance Charts required under the Consolidated Planning regulations. Reporting is required for all HOPWA formula grantees. The public reporting burden for the collection of information is estimated to average 41 hours per manual response, or less if an automated data collection and retrieval system is in use, along with 60 hours for record keeping, including the time for reviewing instructions, searching existing data sources, gathering and maintaining the data needed, and completing and reviewing the collection of information. Grantees are required to report on the activities undertaken only, thus there may be components of these reporting requirements that may not be applicable. This agency may not conduct or sponsor, and a person is not required to respond to a collection of information unless that collection displays a valid OMB control number.



**Overview.** The Consolidated Annual Performance and Evaluation Report (CAPER) provides annual performance reporting on client outputs and outcomes that enables an assessment of grantee performance in achieving the housing stability outcome measure. The CAPER fulfills statutory and regulatory program reporting requirements and provides the grantee and HUD with the necessary information to assess the overall program performance and accomplishments against planned goals and objectives.

HOPWA formula grantees are required to submit a CAPER demonstrating coordination with other Consolidated Plan resources. HUD uses the CAPER data to obtain essential information on grant activities, project sponsors, housing sites, units and households, and beneficiaries (which includes racial and ethnic data on program participants). The Consolidated Plan Management Process tool (CPMP) provides an optional tool to integrate the reporting of HOPWA specific activities with other planning and reporting on Consolidated Plan activities.

**Table of Contents**

**PART 1: Grantee Executive Summary**

1. Grantee Information
2. Project Sponsor Information
5. Grantee Narrative and Performance Assessment
  - a. Grantee and Community Overview
  - b. Annual Performance under the Action Plan
  - c. Barriers or Trends Overview

**PART 2: Sources of Leveraging and Program Income**

1. Sources of Leveraging
2. Program Income and Resident Rent Payments

**PART 3: Accomplishment Data: Planned Goals and Actual Outputs**

**PART 4: Summary of Performance Outcomes**

1. Housing Stability: Permanent Housing and Related Facilities
2. Prevention of Homelessness: Short-Term Housing Payments
3. Access to Care and Support: Housing Subsidy Assistance with Supportive Services

**PART 5: Worksheet - Determining Housing Stability Outcomes**

**PART 6: Annual Report of Continued Use for HOPWA Facility-Based Stewardship Units (Only)**

**PART 7: Summary Overview of Grant Activities**

- A. Information on Individuals, Beneficiaries and Households Receiving HOPWA Housing Subsidy Assistance (TBRA, STRMU, PHP, Facility Based Units, Master Leased Units ONLY)
- B. Facility-Based Housing Assistance

**Continued Use Periods.** Grantees that used HOPWA funding for new construction, acquisition, or substantial rehabilitation of a building or structure are required to operate the building or structure for HOPWA-eligible beneficiaries for a ten (10) years period. If no further HOPWA funds are used to support the facility, in place of completing Section 7B of the CAPER, the grantee must submit an Annual Report of Continued Project Operation throughout the required use periods. This report is included in Part 6 in CAPER. The required use period is three (3) years if the rehabilitation is non-substantial.

**Record Keeping.** Names and other individual information must be kept confidential, as required by 24 CFR 574.440. However, HUD reserves the right to review the information used to complete this report for grants management oversight purposes, except for recording any names and other identifying information. **In the case that HUD must review client-level data, no client names or identifying information will be retained or recorded. Information is reported in aggregate to HUD without personal identification. Do not submit client or personal information in data systems to HUD.**

In connection with the development of the Department’s standards for Homeless Management Information Systems (HMIS), universal data elements are being collected for clients of HOPWA-funded homeless assistance projects. These project sponsor records would include: Name, Social Security Number, Date of Birth, Ethnicity and Race, Gender, Veteran Status, Disabling Conditions, Residence Prior to Program Entry, Zip Code of Last Permanent Address, Housing Status, Program Entry Date, Program Exit Date, Personal Identification Number, and Household

Identification Number. These are intended to match the elements under HMIS. The HOPWA program-level data elements include: Income and Sources, Non-Cash Benefits, HIV/AIDS Status, Services Provided, Housing Status or Destination at the end of the operating year, Physical Disability, Developmental Disability, Chronic Health Condition, Mental Health, Substance Abuse, Domestic Violence, Medical Assistance, and T-cell Count. Other HOPWA projects sponsors may also benefit from collecting these data elements. HMIS local data systems must maintain client confidentiality by using a closed system in which medical information and HIV status are only shared with providers that have a direct involvement in the client’s case management, treatment and care, in line with the signed release of information from the client.

**Operating Year.** HOPWA formula grants are annually awarded for a three-year period of performance with three operating years. The information contained in this CAPER must represent a one-year period of HOPWA program operation that coincides with the grantee’s program year; this is the operating year. More than one HOPWA formula grant awarded to the same grantee may be used during an operating year and the CAPER must capture all formula grant funding used during the operating year. Project sponsor accomplishment information must also coincide with the operating year this CAPER covers. Any change to the period of performance requires the approval of HUD by amendment, such as an extension for an additional operating year.

**Final Assembly of Report.** After the entire report is assembled, number each page sequentially.

**Filing Requirements.** Within 90 days of the completion of each program year, grantees must submit their completed CAPER to the CPD Director in the grantee’s State or Local HUD Field Office, and to the HOPWA Program Office: at [HOPWA@hud.gov](mailto:HOPWA@hud.gov). Electronic submission to HOPWA Program office is preferred; however, if electronic submission is not possible, hard copies can be mailed to: Office of HIV/AIDS Housing, Room 7248, U.S. Department of Housing and Urban Development, 451 Seventh Street, SW, Washington, D.C., 20410.

**Definitions**

**Adjustment for Duplication:** Enables the calculation of unduplicated output totals by accounting for the total number of households or units that received more than one type of HOPWA assistance in a given service category such as HOPWA Subsidy Assistance or Supportive Services. For example, if a client household received both TBRA and STRMU during the operating year, report that household in the category of HOPWA Housing Subsidy Assistance in Part 3, Chart 1, Column [1b] in the following manner:

HOPWA Housing Subsidy Assistance		[1] Outputs: Number of Households
1.	Tenant-Based Rental Assistance	1
2a.	Permanent Housing Facilities: Received Operating Subsidies/Leased units	
2b.	Transitional/Short-term Facilities: Received Operating Subsidies	
3a.	Permanent Housing Facilities: Capital Development Projects placed in service during the operating year	
3b.	Transitional/Short-term Facilities: Capital Development Projects placed in service during the operating year	
4.	Short-term Rent, Mortgage, and Utility Assistance	1
5.	Adjustment for duplication (subtract)	1
6.	TOTAL Housing Subsidy Assistance (Sum of Rows 1-4 minus Row 5)	1

**Administrative Costs:** Costs for general management, oversight, coordination, evaluation, and reporting. By statute, grantee administrative costs are limited to 3% of total grant award, to be expended over the life of the grant. Project sponsor administrative costs are limited to 7% of the portion of the grant amount they receive.

**Beneficiary(ies):** All members of a household who received HOPWA assistance during the operating year including the one individual who qualified the household for HOPWA assistance as well as any other members of the household (with or without HIV) who benefitted from the assistance.

**Chronically Homeless Person:** An individual or family who : (i) is homeless and lives or resides individual or family who: (i) Is homeless and lives or resides in a place not meant for human habitation, a safe haven, or in an emergency shelter; (ii) has been homeless and living or residing in a place not meant for human habitation, a safe haven, or in an emergency shelter continuously for at least 1 year or on at least 4 separate occasions in the last 3 years; and (iii) has an adult head of household (or a minor head of household if no adult is present in the household) with a diagnosable substance use disorder, serious mental illness, developmental disability (as defined in section 102 of the Developmental Disabilities Assistance and Bill of Rights Act of 2000 (42 U.S.C. 15002)), post traumatic stress disorder, cognitive impairments resulting from a brain injury, or chronic physical illness or disability, including the co-occurrence of 2 or more of those conditions. Additionally, the statutory definition includes as chronically homeless a person who currently lives or resides in an institutional care facility, including a jail, substance abuse or mental health treatment facility, hospital or other similar facility, and has resided there for fewer than 90 days if such person met the other criteria for homeless prior to entering that facility. (See 42 U.S.C. 11360(2)) This does not include doubled-up or overcrowding situations.

**Disabling Condition:** Evidencing a diagnosable substance use disorder, serious mental illness, developmental disability, chronic physical illness, or disability, including the co-occurrence of two or more of these conditions. In addition, a disabling condition may limit an individual's ability to work or perform one or more activities of daily living. An HIV/AIDS diagnosis is considered a disabling condition.

**Facility-Based Housing Assistance:** All eligible HOPWA Housing expenditures for or associated with supporting facilities including community residences, SRO dwellings, short-term facilities, project-based rental units, master leased units, and other housing facilities approved by HUD.

**Faith-Based Organization:** Religious organizations of three types: (1) congregations; (2) national networks, which include national denominations, their social service arms (for example, Catholic Charities, Lutheran Social Services), and networks of related organizations (such as YMCA and YWCA); and (3) freestanding religious organizations, which are incorporated separately from congregations and national networks.

**Grassroots Organization:** An organization headquartered in the local community where it provides services; has a social services budget of \$300,000 or less annually, and six or fewer full-time equivalent employees. Local affiliates of national organizations are not considered "grassroots."

**HOPWA Eligible Individual:** The one (1) low-income person with HIV/AIDS who qualifies a household for HOPWA assistance. This person may be considered "Head of Household." When the CAPER asks for information on eligible individuals, report on this individual person only. Where there is more than one person with HIV/AIDS in the household, the additional PWH/A(s), would be considered a beneficiary(s).

**HOPWA Housing Information Services:** Services dedicated to helping persons living with HIV/AIDS and their families to identify, locate, and acquire housing. This may also include fair housing counseling for eligible persons who may encounter discrimination based on race, color, religion, sex, age, national origin, familial status, or handicap/disability.

**HOPWA Housing Subsidy Assistance Total:** The unduplicated number of households receiving housing subsidies (TBRA, STRMU, Permanent

Housing Placement services and Master Leasing) and/or residing in units of facilities dedicated to persons living with HIV/AIDS and their families and supported with HOPWA funds during the operating year.

**Household:** A single individual or a family composed of two or more persons for which household incomes are used to determine eligibility and for calculation of the resident rent payment. The term is used for collecting data on changes in income, changes in access to services, receipt of housing information services, and outcomes on achieving housing stability. Live-In Aides (see definition for Live-In Aide) and non-beneficiaries (e.g. a shared housing arrangement with a roommate) who resided in the unit are not reported on in the CAPER.

**Housing Stability:** The degree to which the HOPWA project assisted beneficiaries to remain in stable housing during the operating year. See *Part 5: Determining Housing Stability Outcomes* for definitions of stable and unstable housing situations.

**In-kind Leveraged Resources:** These are additional types of support provided to assist HOPWA beneficiaries such as volunteer services, materials, use of equipment and building space. The actual value of the support can be the contribution of professional services, based on customary rates for this specialized support, or actual costs contributed from other leveraged resources. In determining a rate for the contribution of volunteer time and services, use the criteria described in 2 CFR 200. The value of any donated material, equipment, building, or lease should be based on the fair market value at time of donation. Related documentation can be from recent bills of sales, advertised prices, appraisals, or other information for comparable property similarly situated.

**Leveraged Funds:** The amount of funds expended during the operating year from non-HOPWA federal, state, local, and private sources by grantees or sponsors in dedicating assistance to this client population. Leveraged funds or other assistance are used directly in or in support of HOPWA program delivery.

**Live-In Aide:** A person who resides with the HOPWA Eligible Individual and who meets the following criteria: (1) is essential to the care and well-being of the person; (2) is not obligated for the support of the person; and (3) would not be living in the unit except to provide the necessary supportive services. See *24 CFR 5.403 and the HOPWA Grantee Oversight Resource Guide* for additional reference.

**Master Leasing:** Applies to a nonprofit or public agency that leases units of housing (scattered-sites or entire buildings) from a landlord, and subleases the units to homeless or low-income tenants. By assuming the tenancy burden, the agency facilitates housing of clients who may not be able to maintain a lease on their own due to poor credit, evictions, or lack of sufficient income.

**Operating Costs:** Applies to facility-based housing only, for facilities that are currently open. Operating costs can include day-to-day housing function and operation costs like utilities, maintenance, equipment, insurance, security, furnishings, supplies and salary for staff costs directly related to the housing project but not staff costs for delivering services.

**Outcome:** The degree to which the HOPWA assisted household has been enabled to establish or maintain a stable living environment in housing that is safe, decent, and sanitary, (per the regulations at 24 CFR 574.310(b)) and to reduce the risks of homelessness, and improve access to HIV treatment and other health care and support.

**Output:** The number of units of housing or households that receive HOPWA assistance during the operating year.

**Permanent Housing Placement:** A supportive housing service that helps establish the household in the housing unit, including but not limited to reasonable costs for security deposits not to exceed two months of rent costs.

**Program Income:** Gross income directly generated from the use of HOPWA funds, including repayments. See grant administration

requirements on program income at 2 CFR 200.307.

**Project-Based Rental Assistance (PBRA):** A rental subsidy program that is tied to specific facilities or units owned or controlled by a project sponsor. Assistance is tied directly to the properties and is not portable or transferable.

**Project Sponsor Organizations: Per HOPWA regulations at 24 CFR 574.3,** any nonprofit organization or governmental housing agency that receives funds under a contract with the grantee to provide eligible housing and other support services or administrative services as defined in 24 CFR 574.300. Project Sponsor organizations are required to provide performance data on households served and funds expended.

**SAM:** All organizations applying for a Federal award must have a valid registration active at sam.gov. SAM (System for Award Management) registration includes maintaining current information and providing a valid DUNS number.

**Short-Term Rent, Mortgage, and Utility (STRMU) Assistance:** A time-limited, housing subsidy assistance designed to prevent homelessness and increase housing stability. Grantees may provide assistance for up to 21 weeks in any 52-week period. The amount of assistance varies per client depending on funds available, tenant need and program guidelines.

**Stewardship Units:** Units developed with HOPWA, where HOPWA funds were used for acquisition, new construction and rehabilitation that no longer receive operating subsidies from HOPWA. Report information for the units is subject to the three-year use agreement if rehabilitation is non-substantial and to the ten-year use agreement if rehabilitation is substantial.

**Tenant-Based Rental Assistance (TBRA):** TBRA is a rental subsidy program similar to the Housing Choice Voucher program that grantees can provide to help low-income households access affordable housing. The TBRA voucher is not tied to a specific unit, so tenants may move to a different unit without losing their assistance, subject to individual program rules. The subsidy amount is determined in part based on household income and rental costs associated with the tenant's lease.

**Transgender:** Transgender is defined as a person who identifies with, or presents as, a gender that is different from his/her gender at birth.

**Veteran:** A veteran is someone who has served on active duty in the Armed Forces of the United States. This does not include inactive military reserves or the National Guard unless the person was called up to active duty.

# Housing Opportunities for Person With AIDS (HOPWA) Consolidated Annual Performance and Evaluation Report (CAPER) Measuring Performance Outputs and Outcomes

OMB Number 2506-0133 (Expiration Date: 01/31/2021)

## Part 1: Grantee Executive Summary

As applicable, complete the charts below to provide more detailed information about the agencies and organizations responsible for the administration and implementation of the HOPWA program. Chart 1 requests general Grantee Information and Chart 2 is to be completed for each organization selected or designated as a project sponsor, as defined by 24 CFR 574.3.

*Note: If any information does not apply to your organization, please enter N/A. Do not leave any section blank.*

### 1. Grantee Information

<b>HUD Grant Number</b>  TX-H-19-F002	<b>Operating Year for this report</b> From (mm/dd/yy) 10/01/19 to (mm/dd/yy) 09/30/20			
<b>Grantee Name</b> City of Fort Worth				
<b>Business Address</b>	200 Texas Street			
<b>City, County, State, Zip</b>	Fort Worth	Tarrant	TX	76102
<b>Employer Identification Number (EIN) or Tax Identification Number (TIN)</b>	75-6000528			
<b>DUN &amp; Bradstreet Number (DUNs):</b>	07-317-0458	<b>System for Award Management (SAM)::</b> Is the grantee's SAM status currently active? <input checked="" type="checkbox"/> Yes <input type="checkbox"/> No If yes, provide SAM Number: 4GLM6		
<b>Congressional District of Grantee's Business Address</b>	12			
<b>*Congressional District of Primary Service Area(s)</b>	N/A			
<b>*City(ies) and County(ies) of Primary Service Area(s)</b>	Cities: N/A		Counties: N/A	
<b>Organization's Website Address</b>  www.fortworthtexas.gov	<b>Is there a waiting list(s) for HOPWA Housing Subsidy Assistance Services in the Grantee Service Area?</b> <input checked="" type="checkbox"/> Yes <input type="checkbox"/> No If yes, explain in the narrative section what services maintain a waiting list and how this list is administered.			

\* Service delivery area information only needed for program activities being directly carried out by the grantee.

## 2. Project Sponsor Information

Please complete Chart 2 for each organization designated or selected to serve as a project sponsor, as defined by 24 CFR 574.3. Use this section to report on organizations involved in the direct delivery of services for client households.

**Note:** If any information does not apply to your organization, please enter N/A.

<b>Project Sponsor Agency Name</b> Community Action Partners	<b>Parent Company Name, if applicable</b> City of Fort Worth		
<b>Name and Title of Contact at Project Sponsor Agency</b>	Sonia Singleton, Executive Director or Marie Francis, Human Services Manager		
<b>Email Address</b>	<a href="mailto:Sonia.Singleton@fortworthtexas.gov">Sonia.Singleton@fortworthtexas.gov</a> or <a href="mailto:Marie.Francis@fortworthtexas.gov">Marie.Francis@fortworthtexas.gov</a>		
<b>Business Address</b>	200 Texas Street		
<b>City, County, State, Zip,</b>	Fort Worth, Tarrant, Texas, 76102		
<b>Phone Number (with area code)</b>	817-392-7540	817-392-5798	817-392-8634
<b>Employer Identification Number (EIN) or Tax Identification Number (TIN)</b>	75-6000528	<b>Fax Number (with area code)</b>	
<b>DUN &amp; Bradstreet Number (DUNs):</b>	07-317-0458		
<b>Congressional District of Project Sponsor's Business Address</b>	12		
<b>Congressional District(s) of Primary Service Area(s)</b>	N/A		
<b>City(ies) and County(ies) of Primary Service Area(s)</b>	Cities: N/A	Counties: N/A	
<b>Total HOPWA contract amount for this Organization for the operating year</b>	\$602,966.00		
<b>Organization's Website Address</b>	<a href="http://www.fortworthtexas.gov/cap">www.fortworthtexas.gov/cap</a>		
<b>Is the sponsor a nonprofit organization?</b> <input checked="" type="checkbox"/> Yes <input type="checkbox"/> No  <i>Please check if yes and a faith-based organization.</i> <input type="checkbox"/> <i>Please check if yes and a grassroots organization.</i> <input type="checkbox"/>	<b>Does your organization maintain a waiting list?</b> <input checked="" type="checkbox"/> Yes <input type="checkbox"/> No  <b>If yes, explain in the narrative section how this list is administered</b>		

<b>Project Sponsor Agency Name</b> AIDS Outreach Center	<b>Parent Company Name, if applicable)</b>		
<b>Name and Title of Contact at Project Sponsor Agency</b>	Patrice Williams, CEO –or Jessica Garza, Financial Services Manager		
<b>Email Address</b>	<a href="mailto:patricew@aoc.org">patricew@aoc.org</a> or <a href="mailto:jgarza@aoc.org">jgarza@aoc.org</a>		
<b>Business Address</b>	400 N. Beach Street Ste. 100		
<b>City, County, State, Zip,</b>	Fort Worth, Tarrant County, Texas 76111		
<b>Phone Number (with area code)</b>	817-916-5207	817-916-5228	817-916-5206
<b>Employer Identification Number (EIN) or Tax Identification Number (TIN)</b>	75-2139336	<b>Fax Number (with area code)</b> 817-916-4664	
<b>DUN &amp; Bradstreet Number (DUNs):</b>	781414842		
<b>Congressional District of Project Sponsor's Business Address</b>	Congressional District 33		
<b>Congressional District(s) of Primary Service Area(s)</b>	Congressional District 33		
<b>City(ies) and County(ies) of Primary Service Area(s)</b>	<b>Cities:</b> Fort Worth, Euless, North Richland Hills, Bedford, Hurst, Grapevine, Arlington, Grand Prairie, Cleburne, Weatherford, Burleson, Haltom City, Willow Park, Lake Worth, Watauga, Forest Hill, Rhome, Mansfield, Decatur	<b>Counties:</b> Tarrant, Johnson, Parker, Wise, Hood, and Somervell	
<b>Total HOPWA contract amount for this Organization for the operating year</b>	\$215,000		
<b>Organization's Website Address</b>	<a href="http://www.aoc.org">www.aoc.org</a>		
<b>Is the sponsor a nonprofit organization?</b> <input checked="" type="checkbox"/> Yes <input type="checkbox"/> No  <i>Please check if yes and a faith-based organization.</i> <input type="checkbox"/> <i>Please check if yes and a grassroots organization.</i> <input type="checkbox"/>	<b>Does your organization maintain a waiting list?</b> <input checked="" type="checkbox"/> Yes <input type="checkbox"/> No  <b>If yes, explain in the narrative section how this list is administered.</b>		

<b>Project Sponsor Agency Name:</b> Tarrant County Samaritan Housing, Inc.	<b>Parent Company Name, if applicable)</b>	
<b>Name and Title of Contact at Project Sponsor Agency</b>	Norbert White, President and CEO	
<b>Email Address</b>	<a href="mailto:nwhite@samaritanhouse.org">nwhite@samaritanhouse.org</a>	
<b>Business Address</b>	929 Hemphill Street	
<b>City, County, State, Zip,</b>	Fort Worth, Tarrant County, Texas 76104	
<b>Phone Number (with area code)</b>	817	332 6410
<b>Employer Identification Number (EIN) or Tax Identification Number (TIN)</b>	75-2401109	<b>Fax Number (with area code)</b> 817-332-6409
<b>DUN &amp; Bradstreet Number (DUNs):</b>	836575245	
<b>Congressional District of Project Sponsor's Business Address</b>	26	
<b>Congressional District(s) of Primary Service Area(s)</b>	26	
<b>City(ies) and County(ies) of Primary Service Area(s)</b>	<b>Cities:</b> Fort Worth	<b>Counties:</b> Tarrant County
<b>Total HOPWA contract amount for this Organization for the operating year</b>	\$671,499	
<b>Organization's Website Address</b>	<a href="http://www.samaritanhouse.org">www.samaritanhouse.org</a>	
<b>Is the sponsor a nonprofit organization?</b> <input checked="" type="checkbox"/> Yes <input type="checkbox"/> No  <i>Please check if yes and a faith-based organization.</i> <input type="checkbox"/> <i>Please check if yes and a grassroots organization.</i> <input type="checkbox"/>	<b>Does your organization maintain a waiting list?</b> <input checked="" type="checkbox"/> Yes <input type="checkbox"/> No  <b>If yes, explain in the narrative section how this list is administered.</b>	

## **5. Grantee Narrative and Performance Assessment**

### **a. Grantee and Community Overview**

Provide a one to three page narrative summarizing major achievements and highlights that were proposed and completed during the program year. Include a brief description of the grant organization, area of service, the name(s) of the program contact(s), and an overview of the range/type of housing activities provided. This overview may be used for public information, including posting on HUD's website. *Note: Text fields are expandable.*

HOPWA funds received provided tenant-based rental assistance, and administrative support for City of Fort Worth Neighborhood Services, Community Action Partners. Through the course of the grant year (October 2019 – September 2020), grant funds supported 43 households.

**City of Fort Worth Neighborhood Services, Community Action Partners** established itself in the community in 2019 as a major achievement as a new program, addressing the housing needs of people living with HIV/AIDS. The agency provides housing assistance to individuals and families residing in scatter-site units throughout the City of Fort Worth and surrounding counties. The wait list is managed by housing staff. Applicants are called on a first come order and placed on the waitlist. As funding becomes available, applicants are contacted for basic screen. Once screened, an application is completed. The individual is then further accessed for eligibility and then selected if eligibility is met based on identified criteria. People interested in housing program and services offered by City of Fort Worth Neighborhood Services, Community Action Partners may contact Ms. Liza Bethea at 817-392-8634 (office) or via email at [Liza.bethea@fortworthtexas.gov](mailto:Liza.bethea@fortworthtexas.gov)

**AIDS Outreach Center** of Fort Worth provides a wide variety of services to clients living with HIV/AIDS and their families in Tarrant County and in seven rural counties surrounding Tarrant County. Our housing services are limited to that which we can provide through our City of Fort Worth HOPWA contract, although we provide other services such as dental services, insurance assistance, medical and non-medical case management, outreach and prevention services, nutrition center services-equipped with a full-time dietician, mental health services and transportation, to name the primary ones. We provide Short Term Rental Mortgage and Utility (STRMU) help to low income families in the counties that we serve through our City of Fort Worth HOPWA contract. Thus far we have provided HOPWA services to 92 households from October 1, 2019 to September 30, 2020. This is 103% of our goal of 89 households for the grant year.

#### **Tarrant County Samaritan Housing**

HOPWA funds received provided supportive service, facility-based operations, tenant-based rental assistance, and administrative support for Tarrant County Samaritan Housing, Inc. (Samaritan House). Through the course of the grant year (October 2019 – September 2020), grant funds supported 112 households.

Samaritan House was established in 1991 to provide permanent supportive housing to individuals living with HIV/AIDS. Along with housing services, Samaritan House resident may receive case management services, substance abuse counseling, medical transportation services, patient navigation, nutritional counseling and education, life skills training, and up to three meals daily. Today Samaritan House operated a 60-unit single-room occupancy building and a 66-unit apartment complex in the medical district of Fort Worth. The agency also provides housing assistance and supportive services to individuals and families residing in scatter-site units throughout the City of Fort Worth. Individuals interested in housing programs and services offered by Samaritan House may contact Norbert White, President and Chief Executive Officer at 817-332-6410 extension 177 or via email at [nwhite@samaritanhouse.org](mailto:nwhite@samaritanhouse.org).

The waitlist for housing services at Samaritan House's property is maintained by the Intake Coordinator. Once a unit becomes available Samaritan House contacts individuals to determine if they are still in need of housing. Individuals interested in housing programs and services offered by Samaritan House may contact Crystal Daniel at 817-332-6410 extension 170 or via email at [cdaniel@samaritanhouse.org](mailto:cdaniel@samaritanhouse.org)

**b. Annual Performance under the Action Plan**

Provide a narrative addressing each of the following four items:

**1. Outputs Reported.** Describe significant accomplishments or challenges in achieving the number of housing units supported and the number households assisted with HOPWA funds during this operating year compared to plans for this assistance, as approved in the Consolidated Plan/Action Plan. Describe how HOPWA funds were distributed during your operating year among different categories of housing and geographic areas to address needs throughout the grant service area, consistent with approved plans.

**Community Action Partners**

One significant barriers to obtaining housing, was issues around availability of decent, safe affordable housing options. Neighborhood Services has worked diligently to provide a positive approach to the barrier. The housing staff have worked to identify new landlords, maintain a professional collaborative effort with current landlords. By using this approach, the goal of clients assessing greater options will be increased. HOPWA funds were distributed among different categories and geographic areas reaching from identifying new clients and landlords from Hurst to Arlington, Texas. Serving Fort Worth and surrounding counties are consistent with approved plans.

**AIDS Outreach Center**

We have at this point in the grant provided HOPWA services to 92 households from October 1, 2019-September 30, 2020. This is 103% of our goal of 89 households for the grant year. Our strategy for this year was to predominately focus on increasing our STRMU assistance. Through STRMU, we are able to help clients threatened with homelessness, because of short term issues, such as illness, job loss, and loss of hours worked. The HOPWA program is providing continued assistance and housing stabilization to those facing many challenges with COVID-19. We continue to have a long-term housing wait list, and coordinate with CAP affiliate of City of Fort Worth to refer those individuals for permanent housing assistance.

**Tarrant County Samaritan Housing**

Over the course of the grant year, Samaritan House supported 112 households (124 people) versus a plan of 110 households. At minimum, all households received case management services and had the option of participating in other supportive services including substance abuse counseling, medical transportation services, patient navigation, nutritional counseling and education, life skills training, and up to three meals daily. Of the 112 households, 71 (versus a plan of 60) also received housing assistance through facility-based operations of our 60-unit single room occupancy building and 10 (versus a plan of 5) also received tenant-based rental assistance. Funds received were distributed according to the project budget. A majority (63 percent) of funds supported a portion of salaries and fringe benefits related to direct services provided to program participants. These services are vital in assisting program participants to navigate everyday life and encourage medical adherence and housing stability. Twenty-one percent of funds received supported a portion of salary and benefits facility-based operations staff which include personnel in maintenance and property leasing. Twelve percent of funds supported tenant-based rental assistance and four percent supported salaries and fringe of administrative staff as well as the City of Fort Worth required fidelity bond. All services were provided in Fort Worth, Texas with a majority of services being provided at the agency's physical location at 929 Hemphill Street, Fort Worth, Texas 76104. For households in scattered-site location, Samaritan House case management staff provided services most services in the participants' homes/apartments.



**2. Outcomes Assessed.** Assess your program's success in enabling HOPWA beneficiaries to establish and/or better maintain a stable living environment in housing that is safe, decent, and sanitary, and improve access to care. Compare current year results to baseline results for clients. Describe how program activities/projects contributed to meeting stated goals. If program did not achieve expected targets, please describe how your program plans to address challenges in program implementation and the steps currently being taken to achieve goals in next operating year. If your program exceeded program targets, please describe strategies the program utilized and how those contributed to program successes.

### **Community Action Partners**

City of Fort Worth Neighborhood Services, Community Action Partners, works with residents to improve their health and manage their HIV/AIDS by ensuring each client becomes and remains stably housed. The organization focuses on fostering independence and developing skills that enable client to become vital contributing members of the community. This is valuable to the community because permanent supportive housing has shown to be more cost-effective than temporary shelters, jails, and other homeless situations. Of those who exited 4 transitioned to stable housing situations, 1 resident moved into permanent housing without subsidy, 1 moved into unstable housing situation, 1 resident was jailed and 1 resident passed away.

### **AIDS Outreach Center**

Our STRMU assistance helps clients bounce back from a difficult financial situation to ensure that they are able to remain in a safe and stable living environment. The assistance provided by STRMU is often times the last resort of our clients before they experience homelessness. If the HOPWA Coordinator determines that a client's situation will continue after the allotted amount of assistance, the client will be referred to CAP HOPWA TBRA assistance for possible transition, if there is available funding

### **Tarrant County Samaritan Housing**

Samaritan House works with residents to improve their health and manage their HIV/AIDS. The organization focuses on fostering independence and developing skills that enable client to become vital contributing members of the community. This is valuable to the community because permanent supportive housing has shown to be more cost-effective than temporary shelters, jails, and other homeless situations. Studies have demonstrated that affordable housing models such as Samaritan House are important factors in improving housing stability, reducing new HIV infections, establishing and maintaining more positive outcomes, and provide significant savings to communities by reducing the need of emergency community interventions.

Samaritan House operates a stable supportive environment where people living with HIV/AIDS can improve their health, housing stability, and overall quality of life. Of those who exited, 9 out of 15 (60 percent) transitioned to stable housing situations, 3 out of 15 (20 percent) moved into unstable housing situations, and 3 out 15 (20 percent) of residents passed away.

**3. Coordination.** Report on program coordination with other mainstream housing and supportive services resources, including the use of committed leveraging from other public and private sources that helped to address needs for eligible persons identified in the Consolidated Plan/Strategic Plan.

### **Community Action Partners**

City of Fort Worth Neighborhood Services, Community Action Partners served 9 clients total, one of whom received CSBG emergency funds and CEAP. The other eight received CSBG Emergency only. This source of funds were used to leverage and support the services provided to persons living with HIV/AIDS.

### **AIDS Outreach Center**

We continue to coordinate our HOPWA program with the several housing programs operated out of Samaritan House, a local agency, and with programs operated by the Arlington, Fort Worth and Tarrant County Housing authorities. We have a case manager attend monthly meetings with the Arlington Housing Authority to act as a liaison between our clients and their array of housing programs. We also have

representatives from Samaritan Housing and the housing authorities periodically speak with our case management staff about housing assistance opportunities for our clients. AOC is also an active participant within the Tarrant County Continuum of Care providing Rapid Re-housing housing services to those directly affected by homelessness. Without the use of HOPWA funds, AOC provides an array of supportive services to our HOPWA clients through Ryan White funds. Some of these services include nutritional therapy, food pantry, mental health services, advocacy, legal assistance, transportation, risk reduction, and outreach.

### **Tarrant County Samaritan Housing**

Samaritan House utilizes several sources of funds to leverage and support the services provided to persons living with HIV/AIDS including the Tarrant County Continuum of Care and Ryan White grants.

**4. Technical Assistance.** Describe any program technical assistance needs and how they would benefit program beneficiaries.

### **Community Action Partners**

Additional training on CAPER reporting measures and implementing a database that is linked with outside agencies that use track Ryan White and HOPWA clients would help the agency to better evaluate program future needs and results. With program evaluations, the agency is able to improve service delivery and positively impact participants of our programs.

### **AIDS Outreach Center**

N/A

### **Tarrant County Samaritan Housing**

No response

### **c. Barriers and Trends Overview**

Provide a narrative addressing items 1 through 3. Explain how barriers and trends affected your program's ability to achieve the objectives and outcomes discussed in the previous section.

1. Describe any barriers (including regulatory and non-regulatory) encountered in the administration or implementation of the HOPWA program, how they affected your program's ability to achieve the objectives and outcomes discussed, and, actions taken in response to barriers, and recommendations for program improvement. Provide an explanation for each barrier selected.

### **Community Action Partners**

Barriers would include housing affordability, poor previous landlord relationships the need for database for accurate client tracking such as Provide Enterprise (PE). These barriers affected the program by using case management hours assist clients identify units and provide training to landlords and property owners.

### **AIDS Outreach Center**

Most housing authorities have closed their waitlists, making transition to a more stable program very difficult. Thus, because of this barrier our HOPWA coordinator has developed many relationships with private landlords and community partners to increase our ability to house eligible participants in a market that can be difficult with finding availability and affordable housing.

### **Tarrant County Samaritan Housing**

One of the most significant barriers to maintaining housing is chemical dependency issues. Samaritan House has a multi-disciplined care team who work diligently to provide a positive approach to the barrier. The care team assist program participants to access individual and group substance abuse counseling and referrals to inpatient and outpatient treatment when deemed necessary. By using a multi-pronged approach, the occurrence of relapse is significantly reduced.

Another barrier that poses significant challenges to our residents is maintaining a positive rental history. Lease violations can lead to eviction. These lease violations are hurdles within the population at Samaritan House. Many issues arise that may put the resident’s housing in jeopardy. Samaritan House utilizes an Eviction Prevention Planning process which employs a teaching model allowing residents to gain knowledge of new skills that will help them to make appropriate changes in their lives and maintain housing, resulting in a more positive rental history. Examples include budget counseling, housekeeping skills and tips. Disturbance management, chemical dependency counseling, and referrals for inpatient and outpatient treatment, and anger management. Residents are allowed opportunities for behavior modification before they are asked to leave for non-compliance. In the more difficult cases, it may take more than one Eviction Prevention Plan to achieve its goal. Each resident issue is handled on a case by case basis. Since the planning process has been implemented occupancy rates have increased and evictions have decreased, and residents gain new skills and the opportunity for termination from the program is much lower.

<input type="checkbox"/> HOPWA/HUD Regulations	<input type="checkbox"/> Planning	<input type="checkbox"/> Housing Availability	<input type="checkbox"/> Rent Determination and Fair Market Rents
<input type="checkbox"/> Discrimination/Confidentiality	<input type="checkbox"/> Multiple Diagnoses	<input type="checkbox"/> Eligibility	<input type="checkbox"/> Technical Assistance or Training
<input type="checkbox"/> Supportive Services	<input type="checkbox"/> Credit History	<input type="checkbox"/> Rental History	<input type="checkbox"/> Criminal Justice History
<input type="checkbox"/> Housing Affordability	<input type="checkbox"/> Geography/Rural Access	<input type="checkbox"/> Other, please explain further	

2. Describe any trends in the community that may affect the way in which the needs of persons living with HIV/AIDS are being addressed, and provide any other information important to the future provision of services to this population.

**Community Action Partners**

Trends that affect the community remains as underemployment, and unemployment for persons living with HIV/AIDS who are accessing these funds. Clients identified who training to increase income need have been offered training options from vocational training to administrative options. The COVID-19 Pandemic has greatly impact the way in which Neighborhood Services has been able to provide services to clients in order to reduce potential exposure of the virus to both our staff and our clients.

**AIDS Outreach Center**

Our community continues to experience the worst economic downturn in many years and recent economic burdens due to COVID-19. The demand for HOPWA and other forms of financial assistance grows. This unfortunately comes at a time when charitable giving and other funds for use at our agency decreased.

**Tarrant County Samaritan Housing**

The COVID-19 Pandemic has greatly impact the way in which Samaritan House has provided services to our clients. We have purchased both DocuSign and Zoom Health subscriptions so that we are able to provide some our services (namely case management and patient navigation remotely) in order to reduce potential exposure of the virus to both our staff and our clients.

3. Identify any evaluations, studies, or other assessments of the HOPWA program that are available to the public.  
 N/A – We are not aware of any studies or evaluations of our HOPWA program which are available to the public. We assume that there are national or citywide data which may be available.

nd of PART 1

**PART 2: Sources of Leveraging and Program Income**

**1. Sources of Leveraging**

Report the source(s) of cash or in-kind leveraged federal, state, local or private resources identified in the Consolidated or Annual Plan and used in the delivery of the HOPWA program and the amount of leveraged dollars. In Column [1], identify the type of leveraging. Some common sources of leveraged funds have been provided as a reference point. You may add Rows as necessary to report all sources of leveraged funds. Include Resident Rent payments paid by clients directly to private landlords. Do NOT include rents paid directly to a HOPWA program as this will be reported in the next section. In Column [2] report the amount of leveraged funds expended during the operating year. Use Column [3] to provide some detail about the type of leveraged contribution (e.g., case management services or clothing donations). In Column [4], check the appropriate box to indicate whether the leveraged contribution was a housing subsidy assistance or another form of support.

*Note: Be sure to report on the number of households supported with these leveraged funds in Part 3, Chart 1, Column d.*

**A. Source of Leveraging Chart**

[1] Source of Leveraging	[2] Amount of Leveraged Funds	[3] Type of Contribution	[4] Housing Subsidy Assistance or Other Support
Public Funding			
Ryan White – Housing Assistance			<input type="checkbox"/> Housing Subsidy Assistance <input type="checkbox"/> Other Support
Ryan White-Other	\$110,494.78	Ryan White – Case Management	<input type="checkbox"/> Housing Subsidy Assistance <input checked="" type="checkbox"/> Other Support
Housing Choice Voucher Program			<input checked="" type="checkbox"/> Housing Subsidy Assistance <input type="checkbox"/> Other Support
Low Income Housing Tax Credit			<input type="checkbox"/> Housing Subsidy Assistance <input type="checkbox"/> Other Support
HOME			<input type="checkbox"/> Housing Subsidy Assistance <input type="checkbox"/> Other Support
Continuum of Care			<input type="checkbox"/> Housing Subsidy Assistance <input type="checkbox"/> Other Support
Emergency Solutions Grant			<input type="checkbox"/> Housing Subsidy Assistance <input type="checkbox"/> Other Support
Other Public: State Services	\$87,140.87		<input type="checkbox"/> Housing Subsidy Assistance <input checked="" type="checkbox"/> Other Support
Other Public: CEAP	\$1,449.78	Utilities	<input checked="" type="checkbox"/> Housing Subsidy Assistance <input type="checkbox"/> Other Support
Other Public: Community Services Block Grant	\$22,849.00	Emergency Rental deposits/1 <sup>st</sup> mo. rent	<input checked="" type="checkbox"/> Housing Subsidy Assistance <input type="checkbox"/> Other Support
Other Public:			<input type="checkbox"/> Housing Subsidy Assistance <input type="checkbox"/> Other Support
Other Public:			<input type="checkbox"/> Housing Subsidy Assistance <input type="checkbox"/> Other Support
Private Funding			
			<input type="checkbox"/> Housing Subsidy Assistance <input type="checkbox"/> Other Support
			<input type="checkbox"/> Housing Subsidy Assistance <input type="checkbox"/> Other Support
			<input type="checkbox"/> Housing Subsidy Assistance <input type="checkbox"/> Other Support
			<input type="checkbox"/> Housing Subsidy Assistance <input type="checkbox"/> Other Support
Other Funding			
			<input type="checkbox"/> Housing Subsidy Assistance <input type="checkbox"/> Other Support
<b>TOTAL (Sum of all Rows)</b>	<b>\$221,934.43</b>		

**2. Program Income and Resident Rent Payments**

In Section 2, Chart A, report the total amount of program income and resident rent payments directly generated from the use of HOPWA funds, including repayments. Include resident rent payments collected or paid directly to the HOPWA program. Do NOT include payments made directly from a client household to a private landlord.

*Note: Please see report directions section for definition of program income. (Additional information on program income is available in the HOPWA Grantee Oversight Resource Guide).*

**A. Total Amount Program Income and Resident Rent Payment Collected During the Operating Year**

<b>Program Income and Resident Rent Payments Collected</b>		<b>Total Amount of Program Income (for this operating year)</b>
1.	Program income (e.g. repayments)	
2.	Resident Rent Payments made directly to HOPWA Program	
3.	<b>Total Program Income and Resident Rent Payments (Sum of Rows 1 and 2)</b>	

**B. Program Income and Resident Rent Payments Expended To Assist HOPWA Households**

In Chart B, report on the total program income and resident rent payments (as reported above in Chart A) expended during the operating year. Use Row 1 to report Program Income and Resident Rent Payments expended on Housing Subsidy Assistance Programs (i.e., TBRA, STRMU, PHP, Master Leased Units, and Facility-Based Housing). Use Row 2 to report on the Program Income and Resident Rent Payment expended on Supportive Services and other non-direct Housing Costs.

<b>Program Income and Resident Rent Payment Expended on HOPWA programs</b>		<b>Total Amount of Program Income Expended (for this operating year)</b>
1.	Program Income and Resident Rent Payment Expended on Housing Subsidy Assistance costs	0
2.	Program Income and Resident Rent Payment Expended on Supportive Services and other non-direct housing costs	0
3.	<b>Total Program Income Expended (Sum of Rows 1 and 2)</b>	0

**End of PART 2**

**PART 3: Accomplishment Data Planned Goal and Actual Outputs**

In Chart 1, enter performance information (goals and actual outputs) for all activities undertaken during the operating year supported with HOPWA funds. Performance is measured by the number of households and units of housing that were supported with HOPWA or other federal, state, local, or private funds for the purposes of providing housing assistance and support to persons living with HIV/AIDS and their families.

**1. HOPWA Performance Planned Goal and Actual Outputs**

<b>HOPWA Performance Planned Goal and Actual</b>		[1] Output: Households				[2] Output: Funding	
		HOPWA Assistance		Leveraged Households		HOPWA Funds	
		a.	b.	c.	d.	e.	f.
		Goal	Actual	Goal	Actual	HOPWA Budget	HOPWA Actual
<b>HOPWA Housing Subsidy Assistance</b>		<b>[1] Output: Households</b>				<b>[2] Output: Funding</b>	
1.	Tenant-Based Rental Assistance	55	53	55	53	704,463.00	550,870.83
2a.	<b>Permanent Housing Facilities:</b> Received Operating Subsidies/Leased units (Households Served)	60	71	60	71	136,003.00	103,784.01
2b.	<b>Transitional/Short-term Facilities:</b> Received Operating Subsidies/Leased units (Households Served) (Households Served)						
3a.	<b>Permanent Housing Facilities:</b> Capital Development Projects placed in service during the operating year (Households Served)						
3b.	<b>Transitional/Short-term Facilities:</b> Capital Development Projects placed in service during the operating year (Households Served)						
4.	Short-Term Rent, Mortgage and Utility Assistance	74	92	74	92	149,000.00	140,698.14
5.	Permanent Housing Placement Services						
6.	Adjustments for duplication (subtract)						
7.	<b>Total HOPWA Housing Subsidy Assistance</b> (Columns a – d equal the sum of Rows 1-5 minus Row 6; Columns e and f equal the sum of Rows 1-5)	189	216	189	216	989,466.00	795,352.98
<b>Housing Development (Construction and Stewardship of facility based housing)</b>		<b>[1] Output: Housing Units</b>				<b>[2] Output: Funding</b>	
8.	Facility-based units; Capital Development Projects not yet opened (Housing Units)						
9.	Stewardship Units subject to 3- or 10- year use agreements						
10.	<b>Total Housing Developed</b> (Sum of Rows 8 & 9)						
<b>Supportive Services</b>		<b>[1] Output: Households</b>				<b>[2] Output: Funding</b>	
11a.	Supportive Services provided by project sponsors that also delivered HOPWA housing subsidy assistance	149	183			317,890.22	300,176.14
11b.	Supportive Services provided by project sponsors that only provided supportive services.	50	31			161,541.64	86,391.18
12.	Adjustment for duplication (subtract)						
13.	<b>Total Supportive Services</b> (Columns a – d equals the sum of Rows 11 a & b minus Row 12; Columns e and f equal the sum of Rows 11a & 11b)	199	214			479,431.388	386,567.32
<b>Housing Information Services</b>		<b>[1] Output: Households</b>				<b>[2] Output: Funding</b>	
14.	Housing Information Services						
15.	<b>Total Housing Information Services</b>						

s

Grant Administration and Other Activities		[1] Output: Households				[2] Output: Funding	
16.	Resource Identification to establish, coordinate and develop housing assistance resources						
17.	Technical Assistance (if approved in grant agreement)						
18.	Grantee Administration (maximum 3% of total HOPWA grant)						
19.	Project Sponsor Administration (maximum 7% of portion of HOPWA grant awarded)					45,495.00	24,214.40
20.	<b>Total Grant Administration and Other Activities (Sum of Rows 16 – 19)</b>					45,495.00	24,214.40
<b>Total Expended</b>							
						[2] Outputs: HOPWA Funds Expended	
						Budget	Actual
21.	<b>Total Expenditures for operating year (Sum of Rows 7, 10, 13, 15, and 20)</b>					1,514,392.38	1,206,134.70

## 2. Listing of Supportive Services

Report on the households served and use of HOPWA funds for all supportive services. Do NOT report on supportive services leveraged with non-HOPWA funds.

**Data check:** Total unduplicated households and expenditures reported in Row 17 equal totals reported in Part 3, Chart 1, Row 13.

Supportive Services		[1] Output: Number of Households	[2] Output: Amount of HOPWA Funds Expended
1.	Adult day care and personal assistance	71	51,183.19
2.	Alcohol and drug abuse services	41	29,556.49
3.	Case management	224	158,767.08
4.	Child care and other child services		
5.	Education		
6.	Employment assistance and training		
7.	Health/medical/intensive care services, if approved Note: Client records must conform with 24 CFR §574.310		
8.	Legal services		
9.	Life skills management (outside of case management)	71	51,183.19
10.	Meals/nutritional services	84	60,554.76
11.	Mental health services		
12.	Outreach		
13.	Transportation	49	35,322.61
14.	Other Activity (if approved in grant agreement). <b>Specify:</b>		
15.	<b>Sub-Total Households receiving Supportive Services (Sum of Rows 1-14)</b>	540	
16.	<b>Adjustment for Duplication (subtract)</b>	316	
17.	<b>TOTAL Unduplicated Households receiving Supportive Services (Column [1] equals Row 15 minus Row 16; Column [2] equals sum of Rows 1-14)</b>	224	386,567.32

## 3. Short-Term Rent, Mortgage and Utility Assistance (STRMU) Summary

In Row a, enter the total number of households served and the amount of HOPWA funds expended on Short-Term Rent, Mortgage and Utility (STRMU) Assistance. In Row b, enter the total number of STRMU-assisted households that received assistance with mortgage costs only (no utility costs) and the amount expended assisting these households. In Row c, enter the total number of STRMU-assisted households that received assistance with both mortgage and utility costs and the amount

expended assisting these households. In Row d, enter the total number of STRMU-assisted households that received assistance with rental costs only (no utility costs) and the amount expended assisting these households. In Row e, enter the total number of STRMU-assisted households that received assistance with both rental and utility costs and the amount expended assisting these households. In Row f, enter the total number of STRMU-assisted households that received assistance with utility costs only (not including rent or mortgage costs) and the amount expended assisting these households. In row g, report the amount of STRMU funds expended to support direct program costs such as program operation staff.

**Data Check:** The total households reported as served with STRMU in Row a, column [1] and the total amount of HOPWA funds reported as expended in Row a, column [2] equals the household and expenditure total reported for STRMU in Part 3, Chart 1, Row 4, Columns b and f, respectively.

**Data Check:** The total number of households reported in Column [1], Rows b, c, d, e, and f equal the total number of STRMU households reported in Column [1], Row a. The total amount reported as expended in Column [2], Rows b, c, d, e, f, and g, equal the total amount of STRMU expenditures reported in Column [2], Row a.

Housing Subsidy Assistance Categories (STRMU)		[1] Output: Number of <u>Households</u> Served	[2] Output: Total HOPWA Funds Expended on STRMU during Operating Year
a.	<b>Total Short-term mortgage, rent and/or utility (STRMU) assistance</b>	92	140,698.14
b.	<u>Of the total STRMU reported on Row a</u> , total who received assistance with mortgage costs ONLY.	3	4,495.16
c.	<u>Of the total STRMU reported on Row a</u> , total who received assistance with mortgage and utility costs.	5	12,206.89
d.	<u>Of the total STRMU reported on Row a</u> , total who received assistance with rental costs ONLY.	42	60,035.65
e.	<u>Of the total STRMU reported on Row a</u> , total who received assistance with rental and utility costs.	31	60,657.72
f.	<u>Of the total STRMU reported on Row a</u> , total who received assistance with utility costs ONLY.	11	3,302.72
g.	Direct program delivery costs (e.g., program operations staff time)		0

**End of PART 3**



**Part 4: Summary of Performance Outcomes**

In Column [1], report the total number of eligible households that received HOPWA housing subsidy assistance, by type. In Column [2], enter the number of households that continued to access each type of housing subsidy assistance into next operating year. In Column [3], report the housing status of all households that exited the program.

**Data Check:** The sum of Columns [2] (Number of Households Continuing) and [3] (Exited Households) equals the total reported in Column[1].

**Note:** Refer to the housing stability codes that appear in Part 5: Worksheet - Determining Housing Stability Outcomes.

**Section 1. Housing Stability: Assessment of Client Outcomes on Maintaining Housing Stability (Permanent Housing and Related Facilities)**

**A. Permanent Housing Subsidy Assistance**

	[1] Output: Total Number of Households Served	[2] Assessment: Number of Households that Continued Receiving HOPWA Housing Subsidy Assistance into the Next Operating Year	[3] Assessment: Number of Households that exited this HOPWA Program; their Housing Status after Exiting		[4] HOPWA Client Outcomes
<b>Tenant-Based Rental Assistance</b>	53	49	1 Emergency Shelter/Streets		<i>Unstable Arrangements</i>
			2 Temporary Housing		<i>Temporarily Stable, with Reduced Risk of Homelessness</i>
			3 Private Housing	01	<i>Stable/Permanent Housing (PH)</i>
			4 Other HOPWA		
			5 Other Subsidy		
			6 Institution		<i>Unstable Arrangements</i>
			7 Jail/Prison	01	
			8 Disconnected/Unknown	01	
			9 Death	01	<i>Life Event</i>
<b>Permanent Supportive Housing Facilities/ Units</b>	071	56	1 Emergency Shelter/Streets		<i>Unstable Arrangements</i>
			2 Temporary Housing		<i>Temporarily Stable, with Reduced Risk of Homelessness</i>
			3 Private Housing	5	<i>Stable/Permanent Housing (PH)</i>
			4 Other HOPWA	3	
			5 Other Subsidy	1	
			6 Institution		<i>Unstable Arrangements</i>
			7 Jail/Prison		
			8 Disconnected/Unknown	3	
			9 Death	3	<i>Life Event</i>

**B. Transitional Housing Assistance**

	[1] Output: Total Number of Households Served	[2] Assessment: Number of Households that Continued Receiving HOPWA Housing Subsidy Assistance into the Next Operating Year	[3] Assessment: Number of Households that exited this HOPWA Program; their Housing Status after Exiting		[4] HOPWA Client Outcomes
<b>Transitional/ Short-Term Housing Facilities/ Units</b>			1 Emergency Shelter/Streets		<i>Unstable Arrangements</i>
			2 Temporary Housing		<i>Temporarily Stable with Reduced Risk of Homelessness</i>
			3 Private Housing		<i>Stable/Permanent Housing (PH)</i>
			4 Other HOPWA		
			5 Other Subsidy		
			6 Institution		<i>Unstable Arrangements</i>
			7 Jail/Prison		
			8 Disconnected/unknown		
			9 Death		<i>Life Event</i>

B1: Total number of households receiving transitional/short-term housing assistance whose tenure exceeded 24 months	
---	--

**Section 2. Prevention of Homelessness: Assessment of Client Outcomes on Reduced Risks of Homelessness (Short-Term Housing Subsidy Assistance)**

Report the total number of households that received STRMU assistance in Column [1].  
 In Column [2], identify the outcomes of the households reported in Column [1] either at the time that they were known to have left the STRMU program or through the project sponsor’s best assessment for stability at the end of the operating year.  
 Information in Column [3] provides a description of housing outcomes; therefore, data is not required.  
 At the bottom of the chart:

- In Row 1a, report those households that received STRMU assistance during the operating year of this report, and the prior operating year.
- In Row 1b, report those households that received STRMU assistance during the operating year of this report, and the two prior operating years.

**Data Check:** The total households reported as served with STRMU in Column [1] equals the total reported in Part 3, Chart 1, Row 4, Column b.

**Data Check:** The sum of Column [2] should equal the number of households reported in Column [1].

**Assessment of Households that Received STRMU Assistance**

[1] Output: Total number of households	[2] Assessment of Housing Status		[3] HOPWA Client Outcomes
92	<b>Maintain Private Housing without subsidy</b> <i>(e.g. Assistance provided/completed and client is stable, not likely to seek additional support)</i>	36	<i>Stable/Permanent Housing (PH)</i>
	<b>Other Private Housing without subsidy</b> <i>(e.g. client switched housing units and is now stable, not likely to seek additional support)</i>		
	Other HOPWA Housing Subsidy Assistance		
	Other Housing Subsidy (PH)		
	<b>Institution</b> <i>(e.g. residential and long-term care)</i>		
	Likely that additional STRMU is needed to maintain current housing arrangements	56	<i>Temporarily Stable, with Reduced Risk of Homelessness</i>
	<b>Transitional Facilities/Short-term</b> <i>(e.g. temporary or transitional arrangement)</i>		
	<b>Temporary/Non-Permanent Housing arrangement</b> <i>(e.g. gave up lease, and moved in with family or friends but expects to live there less than 90 days)</i>		
	Emergency Shelter/street		<i>Unstable Arrangements</i>
	Jail/Prison		
	Disconnected		
	Death		<i>Life Event</i>
1a. Total number of those households that received STRMU Assistance in the operating year of this report that also received STRMU assistance in the prior operating year (e.g. households that received STRMU assistance in two consecutive operating years).			19
1b. Total number of those households that received STRMU Assistance in the operating year of this report that also received STRMU assistance in the two prior operating years (e.g. households that received STRMU assistance in three consecutive operating years).			7

### Section 3. HOPWA Outcomes on Access to Care and Support

#### 1a. Total Number of Households

Line [1]: For project sponsors that provided HOPWA housing subsidy assistance during the operating year identify in the appropriate row the number of households that received HOPWA housing subsidy assistance (TBRA, STRMU, Facility-Based, PHP and Master Leasing) and HOPWA funded case management services. Use Row c to adjust for duplication among the service categories and Row d to provide an unduplicated household total.

Line [2]: For project sponsors that did NOT provide HOPWA housing subsidy assistance identify in the appropriate row the number of households that received HOPWA funded case management services.

**Note:** These numbers will help you to determine which clients to report Access to Care and Support Outcomes for and will be used by HUD as a basis for analyzing the percentage of households who demonstrated or maintained connections to care and support as identified in Chart 1b below.

Total Number of Households	
1. For Project Sponsors that provided HOPWA Housing Subsidy Assistance: Identify the total number of households that received the following HOPWA-funded services:	
a. Housing Subsidy Assistance (duplicated)-TBRA, STRMU, PHP, Facility-Based Housing, and Master Leasing	173
b. Case Management	173
c. Adjustment for duplication (subtraction)	0
d. Total Households Served by Project Sponsors with Housing Subsidy Assistance (Sum of Rows a and b minus Row c)	173
2. For Project Sponsors did NOT provide HOPWA Housing Subsidy Assistance: Identify the total number of households that received the following HOPWA-funded service:	
a. HOPWA Case Management	31
b. Total Households Served by Project Sponsors without Housing Subsidy Assistance	31

#### 1b. Status of Households Accessing Care and Support

Column [1]: Of the households identified as receiving services from project sponsors that provided HOPWA housing subsidy assistance as identified in Chart 1a, Row 1d above, report the number of households that demonstrated access or maintained connections to care and support within the operating year.

Column [2]: Of the households identified as receiving services from project sponsors that did NOT provide HOPWA housing subsidy assistance as reported in Chart 1a, Row 2b, report the number of households that demonstrated improved access or maintained connections to care and support within the operating year.

**Note:** For information on types and sources of income and medical insurance/assistance, refer to Charts below.

Categories of Services Accessed	[1] For project sponsors that provided HOPWA housing subsidy assistance, identify the households who demonstrated the following:	[2] For project sponsors that did NOT provide HOPWA housing subsidy assistance, identify the households who demonstrated the following:	Outcome Indicator
1. Has a housing plan for maintaining or establishing stable on-going housing	173	31	Support for Stable Housing
2. Had contact with case manager/benefits counselor consistent with the schedule specified in client's individual service plan (may include leveraged services such as Ryan White Medical Case Management)	173	31	Access to Support
3. Had contact with a primary health care provider consistent with the schedule specified in client's individual service plan	173	31	Access to Health Care
4. Accessed and maintained medical insurance/assistance	173	31	Access to Health Care
5. Successfully accessed or maintained qualification for sources of income	173	31	Sources of Income

#### Chart 1b, Line 4: Sources of Medical Insurance and Assistance include, but are not limited to the following (Reference only)

- |  |  |  |
|--|--|--|
| <ul style="list-style-type: none"> <li>MEDICAID Health Insurance Program, or use local program name</li> <li>MEDICARE Health Insurance Program, or use local program name</li> </ul> | <ul style="list-style-type: none"> <li>Veterans Affairs Medical Services</li> <li>AIDS Drug Assistance Program (ADAP)</li> <li>State Children's Health Insurance Program (SCHIP), or use local program name</li> </ul> | <ul style="list-style-type: none"> <li>Ryan White-funded Medical or Dental Assistance</li> </ul> |
|--|--|--|

**Chart 1b, Row 5: Sources of Income include, but are not limited to the following (Reference only)**

<ul style="list-style-type: none"> <li>• Earned Income</li> <li>• Veteran’s Pension</li> <li>• Unemployment Insurance</li> <li>• Pension from Former Job</li> <li>• Supplemental Security Income (SSI)</li> </ul>	<ul style="list-style-type: none"> <li>• Child Support</li> <li>• Social Security Disability Income (SSDI)</li> <li>• Alimony or other Spousal Support</li> <li>• Veteran’s Disability Payment</li> <li>• Retirement Income from Social Security</li> <li>• Worker’s Compensation</li> </ul>	<ul style="list-style-type: none"> <li>• General Assistance (GA), or use local program name</li> <li>• Private Disability Insurance</li> <li>• Temporary Assistance for Needy Families (TANF)</li> <li>• Other Income Sources</li> </ul>
---	--	--

**1c. Households that Obtained Employment**

Column [1]: Of the households identified as receiving services from project sponsors that provided HOPWA housing subsidy assistance as identified in Chart 1a, Row 1d above, report on the number of households that include persons who obtained an income-producing job during the operating year that resulted from HOPWA-funded Job training, employment assistance, education or related case management/counseling services.

Column [2]: Of the households identified as receiving services from project sponsors that did NOT provide HOPWA housing subsidy assistance as reported in Chart 1a, Row 2b, report on the number of households that include persons who obtained an income-producing job during the operating year that resulted from HOPWA-funded Job training, employment assistance, education or case management/counseling services.

*Note: This includes jobs created by this project sponsor or obtained outside this agency.*

*Note: Do not include jobs that resulted from leveraged job training, employment assistance, education or case management/counseling services.*

Categories of Services Accessed	[1 For project sponsors that provided HOPWA housing subsidy assistance, identify the households who demonstrated the following:	[2] For project sponsors that did NOT provide HOPWA housing subsidy assistance, identify the households who demonstrated the following:
Total number of households that obtained an income-producing job	33	0

**End of PART 4**

**PART 5: Worksheet - Determining Housing Stability Outcomes (optional)**

1. This chart is designed to assess program results based on the information reported in Part 4 and to help Grantees determine overall program performance. Completion of this worksheet is optional.

<b>Permanent Housing Subsidy Assistance</b>	<b>Stable Housing</b> (# of households remaining in program plus 3+4+5+6)	<b>Temporary Housing</b> (2)	<b>Unstable Arrangements</b> (1+7+8)	<b>Life Event</b> (9)
Tenant-Based Rental Assistance (TBRA)				
Permanent Facility-based Housing Assistance/Units				
Transitional/Short-Term Facility-based Housing Assistance/Units				
<b>Total Permanent HOPWA Housing Subsidy Assistance</b>				
<b>Reduced Risk of Homelessness: Short-Term Assistance</b>	<b>Stable/Permanent Housing</b>	<b>Temporarily Stable, with Reduced Risk of Homelessness</b>	<b>Unstable Arrangements</b>	<b>Life Events</b>
Short-Term Rent, Mortgage, and Utility Assistance (STRMU)				
<b>Total HOPWA Housing Subsidy Assistance</b>				

**Background on HOPWA Housing Stability Codes**  
**Stable Permanent Housing/Ongoing Participation**

- 3 = Private Housing in the private rental or home ownership market (without known subsidy, including permanent placement with families or other self-sufficient arrangements) with reasonable expectation that additional support is not needed.
- 4 = Other HOPWA-funded housing subsidy assistance (not STRMU), e.g. TBRA or Facility-Based Assistance.
- 5 = Other subsidized house or apartment (non-HOPWA sources, e.g., Section 8, HOME, public housing).
- 6 = Institutional setting with greater support and continued residence expected (e.g., residential or long-term care facility).

**Temporary Housing**

2 = Temporary housing - moved in with family/friends or other short-term arrangement, such as Ryan White subsidy, transitional housing for homeless, or temporary placement in institution (e.g., hospital, psychiatric hospital or other psychiatric facility, substance abuse treatment facility or detox center).

**Unstable Arrangements**

- 1 = Emergency shelter or no housing destination such as places not meant for habitation (e.g., a vehicle, an abandoned building, bus/train/subway station, or anywhere outside).
- 7 = Jail /prison.
- 8 = Disconnected or disappeared from project support, unknown destination or no assessments of housing needs were undertaken.

**Life Event**

9 = Death, i.e., remained in housing until death. This characteristic is not factored into the housing stability equation.

**Tenant-based Rental Assistance:** Stable Housing is the sum of the number of households that (i) remain in the housing and (ii) those that left the assistance as reported under: 3, 4, 5, and 6. Temporary Housing is the number of households that accessed assistance, and left their current housing for a non-permanent housing arrangement, as reported under item: 2. Unstable Situations is the sum of numbers reported under items: 1, 7, and 8.

**Permanent Facility-Based Housing Assistance:** Stable Housing is the sum of the number of households that (i) remain in the housing and (ii) those that left the assistance as shown as items: 3, 4, 5, and 6. Temporary Housing is the number of households that accessed assistance, and left their current housing for a non-permanent housing arrangement, as reported under item 2. Unstable Situations is the sum of numbers reported under items: 1, 7, and 8.

**Transitional/Short-Term Facility-Based Housing Assistance:** Stable Housing is the sum of the number of households that (i) continue in the residences (ii) those that left the assistance as shown as items: 3, 4, 5, and 6. Other Temporary Housing is the number of households that accessed assistance, and left their current housing for a non-permanent housing arrangement, as reported under item 2. Unstable Situations is the sum of numbers reported under items: 1, 7, and 8.

**Tenure Assessment.** A baseline of households in transitional/short-term facilities for assessment purposes, indicate the number of households whose tenure exceeded 24 months.

**STRMU Assistance:** Stable Housing is the sum of the number of households that accessed assistance for some portion of the permitted 21-week period and there is reasonable expectation that additional support is not needed in order to maintain permanent housing living situation (as this is a time-limited form of housing support) as reported under housing status: Maintain Private Housing with subsidy; Other Private with Subsidy; Other HOPWA support; Other Housing Subsidy; and Institution. Temporarily Stable, with Reduced Risk of Homelessness is the sum of the number of households that accessed assistance for some portion of the permitted 21-week period or left their current housing arrangement for a transitional facility or other temporary/non-permanent housing arrangement and there is reasonable expectation additional support will be needed to maintain housing arrangements in the next year, as reported under housing status: Likely to maintain current housing arrangements, with additional STRMU assistance; Transitional Facilities/Short-term; and Temporary/Non-Permanent Housing arrangements. Unstable Situation is the sum of number of households reported under housing status: Emergency Shelter; Jail/Prison; and Disconnected.

**End of PART 5**

**PART 6: Annual Report of Continued Usage for HOPWA Facility-Based Stewardship Units (ONLY)**

The Annual Report of Continued Usage for HOPWA Facility-Based Stewardship Units is to be used in place of Part 7B of the CAPER if the facility was originally acquired, rehabilitated or constructed/developed in part with HOPWA funds but no HOPWA funds were expended during the operating year. Scattered site units may be grouped together on one page.

Grantees that used HOPWA funding for new construction, acquisition, or substantial rehabilitation are required to operate their facilities for HOPWA eligible individuals for at least ten (10) years. If non-substantial rehabilitation funds were used, they are required to operate for at least three (3) years. Stewardship begins once the facility is put into operation.

*Note: See definition of Stewardship Units.*

**1. General information**

HUD Grant Number(s)	<b>Operating Year for this report</b> From (mm/dd/yy) To (mm/dd/yy) <input type="checkbox"/> Final Yr  <input type="checkbox"/> Yr 1; <input type="checkbox"/> Yr 2; <input type="checkbox"/> Yr 3; <input type="checkbox"/> Yr 4; <input type="checkbox"/> Yr 5; <input type="checkbox"/> Yr 6; <input type="checkbox"/> Yr 7; <input type="checkbox"/> Yr 8; <input type="checkbox"/> Yr 9; <input type="checkbox"/> Yr 10
Grantee Name	Date Facility Began Operations (mm/dd/yy)

**2. Number of Units and Non-HOPWA Expenditures**

<b>Facility Name:</b>	<b>Number of Stewardship Units Developed with HOPWA funds</b>	<b>Amount of Non-HOPWA Funds Expended in Support of the Stewardship Units during the Operating Year</b>
Total Stewardship Units (subject to 3- or 10- year use periods)		

**3. Details of Project Site**

Project Sites: Name of HOPWA-funded project	
Site Information: Project Zip Code(s)	
Site Information: Congressional District(s)	
Is the address of the project site confidential?	<input type="checkbox"/> Yes, protect information; do not list <input type="checkbox"/> Not confidential; information can be made available to the public
<b>If the site is not confidential:</b> Please provide the contact information, phone, email address/location, if business address is different from facility address	

**End of PART 6**

**Part 7: Summary Overview of Grant Activities****A. Information on Individuals, Beneficiaries, and Households Receiving HOPWA Housing Subsidy Assistance (TBRA, STRMU, Facility-Based Units, Permanent Housing Placement and Master Leased Units ONLY)**

*Note: Reporting for this section should include ONLY those individuals, beneficiaries, or households that received and/or resided in a household that received HOPWA Housing Subsidy Assistance as reported in Part 3, Chart 1, Row 7, Column b. (e.g., do not include households that received HOPWA supportive services ONLY).*

**Section 1. HOPWA-Eligible Individuals Who Received HOPWA Housing Subsidy Assistance****a. Total HOPWA Eligible Individuals Living with HIV/AIDS**

In Chart a., provide the total number of eligible (and unduplicated) low-income individuals living with HIV/AIDS who qualified their household to receive HOPWA housing subsidy assistance during the operating year. This total should include only the individual who qualified the household for HOPWA assistance, NOT all HIV positive individuals in the household.

<b>Individuals Served with Housing Subsidy Assistance</b>	<b>Total</b>
Number of individuals with HIV/AIDS who qualified their household to receive HOPWA housing subsidy assistance.	173

**Chart b. Prior Living Situation**

In Chart b, report the prior living situations for all Eligible Individuals reported in Chart a. In Row 1, report the total number of individuals who continued to receive HOPWA housing subsidy assistance from the prior operating year into this operating year. In Rows 2 through 17, indicate the prior living arrangements for all new HOPWA housing subsidy assistance recipients during the operating year.

**Data Check:** *The total number of eligible individuals served in Row 18 equals the total number of individuals served through housing subsidy assistance reported in Chart a above.*

<b>Category</b>		<b>Total HOPWA Eligible Individuals Receiving Housing Subsidy Assistance</b>
1.	<u>Continuing</u> to receive HOPWA support from the prior operating year	52
<b>New Individuals who received HOPWA Housing Subsidy Assistance support during Operating Year</b>		
2.	Place not meant for human habitation (such as a vehicle, abandoned building, bus/train/subway station/airport, or outside)	8
3.	Emergency shelter (including hotel, motel, or campground paid for with emergency shelter voucher)	7
4.	Transitional housing for homeless persons	1
5.	<b>Total number of new Eligible Individuals who received HOPWA Housing Subsidy Assistance with a Prior Living Situation that meets HUD definition of homelessness (Sum of Rows 2 – 4)</b>	16
6.	Permanent housing for formerly homeless persons (such as Shelter Plus Care, SHP, or SRO Mod Rehab)	3
7.	Psychiatric hospital or other psychiatric facility	
8.	Substance abuse treatment facility or detox center	
9.	Hospital (non-psychiatric facility)	
10.	Foster care home or foster care group home	
11.	Jail, prison or juvenile detention facility	
12.	Rented room, apartment, or house	86
13.	House you own	9
14.	Staying or living in someone else's (family and friends) room, apartment, or house	7
15.	Hotel or motel paid for without emergency shelter voucher	
16.	Other	
17.	Don't Know or Refused	
18.	<b>TOTAL Number of HOPWA Eligible Individuals (sum of Rows 1 and 5-17)</b>	173



**c. Homeless Individual Summary**

In Chart c, indicate the number of eligible individuals reported in Chart b, Row 5 as homeless who also are homeless Veterans and/or meet the definition for Chronically Homeless (See Definition section of CAPER). The totals in Chart c do not need to equal the total in Chart b, Row 5.

Category	Number of Homeless Veteran(s)	Number of Chronically Homeless
HOPWA eligible individuals served with HOPWA Housing Subsidy Assistance	2	14

**Section 2. Beneficiaries**

In Chart a, report the total number of HOPWA eligible individuals living with HIV/AIDS who received HOPWA housing subsidy assistance (as reported in Part 7A, Section 1, Chart a), and all associated members of their household who benefitted from receiving HOPWA housing subsidy assistance (resided with HOPWA eligible individuals).

*Note: See definition of HOPWA Eligible Individual*

*Note: See definition of Transgender.*

*Note: See definition of Beneficiaries.*

**Data Check:** The sum of each of the Charts b & c on the following two pages equals the total number of beneficiaries served with HOPWA housing subsidy assistance as determined in Chart a, Row 4 below.

**a. Total Number of Beneficiaries Served with HOPWA Housing Subsidy Assistance**

Individuals and Families Served with HOPWA Housing Subsidy Assistance	Total Number
1. Number of individuals with HIV/AIDS who qualified the household to receive HOPWA housing subsidy assistance (equals the number of HOPWA Eligible Individuals reported in Part 7A, Section 1, Chart a)	216
2. Number of ALL other persons <b>diagnosed</b> as HIV positive who reside with the HOPWA eligible individuals identified in Row 1 and who benefitted from the HOPWA housing subsidy assistance	4
3. Number of ALL other persons <b>NOT diagnosed</b> as HIV positive who reside with the HOPWA eligible individual identified in Row 1 and who benefitted from the HOPWA housing subsidy	73
<b>4. TOTAL number of ALL <u>beneficiaries</u> served with Housing Subsidy Assistance (Sum of Rows 1, 2, &amp; 3)</b>	<b>293</b>

**b. Age and Gender**

In Chart b, indicate the Age and Gender of all beneficiaries as reported in Chart a directly above. Report the Age and Gender of all HOPWA Eligible Individuals (those reported in Chart a, Row 1) using Rows 1-5 below and the Age and Gender of all other beneficiaries (those reported in Chart a, Rows 2 and 3) using Rows 6-10 below. The number of individuals reported in Row 11, Column E, equals the total number of beneficiaries reported in Part 7, Section 2, Chart a, Row 4.

<b>HOPWA Eligible Individuals (Chart a, Row 1)</b>						
		<b>A.</b>	<b>B.</b>	<b>C.</b>	<b>D.</b>	<b>E.</b>
		<b>Male</b>	<b>Female</b>	<b>Transgender M to F</b>	<b>Transgender F to M</b>	<b>TOTAL (Sum of Columns A-D)</b>
1.	Under 18	0	0	0	0	0
2.	18 to 30 years	34	2	2	0	38
3.	31 to 50 years	63	44	11	0	108
4.	51 years and Older	56	13	0	0	69
5.	<b>Subtotal (Sum of Rows 1-4)</b>	153	59	3	0	215
<b>All Other Beneficiaries (Chart a, Rows 2 and 3)</b>						
		<b>A.</b>	<b>B.</b>	<b>C.</b>	<b>D.</b>	<b>E.</b>
		<b>Male</b>	<b>Female</b>	<b>Transgender M to F</b>	<b>Transgender F to M</b>	<b>TOTAL (Sum of Columns A-D)</b>
6.	Under 18	25	23	0	0	48
7.	18 to 30 years	6	2	0	0	8
8.	31 to 50 years	4	7	0	0	11
9.	51 years and Older	2	4	0	0	6
10.	<b>Subtotal (Sum of Rows 6-9)</b>	37	36	0	0	73
<b>Total Beneficiaries (Chart a, Row 4)</b>						
11.	<b>TOTAL (Sum of Rows 5 &amp; 10)</b>	190	95	3	0	288

**c. Race and Ethnicity\***

In Chart c, indicate the Race and Ethnicity of all beneficiaries receiving HOPWA Housing Subsidy Assistance as reported in Section 2, Chart a, Row 4. Report the race of all HOPWA eligible individuals in Column [A]. Report the ethnicity of all HOPWA eligible individuals in column [B]. Report the race of all other individuals who benefitted from the HOPWA housing subsidy assistance in column [C]. Report the ethnicity of all other individuals who benefitted from the HOPWA housing subsidy assistance in column [D]. The summed total of columns [A] and [C] equals the total number of beneficiaries reported above in Section 2, Chart a, Row 4.

Category		HOPWA Eligible Individuals		All Other Beneficiaries	
		[A] Race [all individuals reported in Section 2, Chart a, Row 1]	[B] Ethnicity [Also identified as Hispanic or Latino]	[C] Race [total of individuals reported in Section 2, Chart a, Rows 2 & 3]	[D] Ethnicity [Also identified as Hispanic or Latino]
1.	American Indian/Alaskan Native	0	0	0	0
2.	Asian	0	0	0	0
3.	Black/African American	131	0	30	0
4.	Native Hawaiian/Other Pacific Islander	0	0	0	0
5.	White	75	19	17	23
6.	American Indian/Alaskan Native & White	0	0	0	0
7.	Asian & White	0	0	0	0
8.	Black/African American & White	11	0	0	0
9.	American Indian/Alaskan Native & Black/African American	0	0	0	0
10.	Other Multi-Racial	11	0	0	0
11.	Column Totals (Sum of Rows 1-10)	208	17	47	23
<p><b>Data Check:</b> Sum of Row 11 Column A and Row 11 Column C equals the total number HOPWA Beneficiaries reported in Part 3A, Section 2, Chart a, Row 4.</p>					

\*Reference (data requested consistent with Form HUD-27061 Race and Ethnic Data Reporting Form)

**Section 3. Households**

**Household Area Median Income**

Report the income(s) for all households served with HOPWA housing subsidy assistance.

**Data Check:** The total number of households served with HOPWA housing subsidy assistance should equal Part 3C, Row 7, Column b and Part 7A, Section 1, Chart a. (Total HOPWA Eligible Individuals Served with HOPWA Housing Subsidy Assistance).

**Note:** Refer to <https://www.huduser.gov/portal/datasets/il.html> for information on area median income in your community.

Percentage of Area Median Income		Households Served with HOPWA Housing Subsidy Assistance
1.	0-30% of area median income (extremely low)	185
2.	31-50% of area median income (very low)	23
3.	51-80% of area median income (low)	8
4.	<b>Total (Sum of Rows 1-3)</b>	216

**Part 7: Summary Overview of Grant Activities**

**B. Facility-Based Housing Assistance**

Complete one Part 7B for each facility developed or supported through HOPWA funds.

**Do not complete this Section for programs originally developed with HOPWA funds but no longer supported with HOPWA funds.** If a facility was developed with HOPWA funds (subject to ten years of operation for acquisition, new construction and substantial rehabilitation costs of stewardship units, or three years for non-substantial rehabilitation costs), but HOPWA funds are no longer used to support the facility, the project sponsor should complete Part 6: Continued Usage for HOPWA Facility-Based Stewardship Units (ONLY).

Complete Charts 2a, Project Site Information, and 2b, Type of HOPWA Capital Development Project Units, for all Development Projects, including facilities that were past development projects, but continued to receive HOPWA operating dollars this reporting year.

**1. Project Sponsor Agency Name (Required)**

--

**2. Capital Development**

**2a. Project Site Information for HOPWA Capital Development of Projects (For Current or Past Capital Development Projects that receive HOPWA Operating Costs this reporting year)**

*Note: If units are scattered-sites, report on them as a group and under type of Facility write "Scattered Sites."*

	Type of Development this operating year	HOPWA Funds Expended this operating year (if applicable)	Non-HOPWA funds Expended (if applicable)	Name of Facility:
	<input type="checkbox"/> New construction	\$	\$	<b>Type of Facility [Check <u>only one</u> box.]</b> <input type="checkbox"/> Permanent housing <input type="checkbox"/> Short-term Shelter or Transitional housing <input type="checkbox"/> Supportive services only facility
	<input type="checkbox"/> Rehabilitation	\$	\$	
	<input type="checkbox"/> Acquisition	\$	\$	
	<input type="checkbox"/> Operating	\$	\$	
a.	Purchase/lease of property:		Date (mm/dd/yy):	
b.	Rehabilitation/Construction Dates:		Date started: _____ Date Completed: _____	
c.	Operation dates:		Date residents began to occupy: <input type="checkbox"/> Not yet occupied	
d.	Date supportive services began:		Date started: <input type="checkbox"/> Not yet providing services	
e.	Number of units in the facility:		HOPWA-funded units = _____ Total Units = _____	
f.	Is a waiting list maintained for the facility?		<input type="checkbox"/> Yes <input type="checkbox"/> No <i>If yes, number of participants on the list at the end of operating year</i>	
g.	What is the address of the facility (if different from business address)?			
h.	Is the address of the project site confidential?		<input type="checkbox"/> Yes, protect information; do not publish list <input type="checkbox"/> No, can be made available to the public	

**2b. Number and Type of HOPWA Capital Development Project Units (For Current or Past Capital Development Projects that receive HOPWA Operating Costs this Reporting Year)**

For units entered above in 2a, please list the number of HOPWA units that fulfill the following criteria:

	Number Designated for the Chronically Homeless	Number Designated to Assist the Homeless	Number Energy-Star Compliant	Number 504 Accessible
Rental units constructed (new) and/or acquired with or without rehab				
Rental units rehabbed				
Homeownership units constructed (if approved)				

**3. Units Assisted in Types of Housing Facility/Units Leased by Project Sponsor**

Charts 3a, 3b, and 4 are required for each facility. In Charts 3a and 3b, indicate the type and number of housing units in the facility, including master leased units, project-based or other scattered site units leased by the organization, categorized by the number of bedrooms per unit.

*Note: The number units may not equal the total number of households served.*

**Please complete separate charts for each housing facility assisted. Scattered site units may be grouped together.**

**3a. Check one only**

- Permanent Supportive Housing Facility/Units
- Short-term Shelter or Transitional Supportive Housing Facility/Units

**3b. Type of Facility**

Complete the following Chart for all facilities leased, master leased, project-based, or operated with HOPWA funds during the reporting year.

**Name of Project Sponsor/Agency Operating the Facility/Leased Units:**

Type of housing facility operated by the project sponsor		Total Number of Units in use during the Operating Year Categorized by the Number of Bedrooms per Units				
		SRO/Studio/0 bdrm	1 bdrm	2 bdrm	3 bdrm	4 bdrm
a.	Single room occupancy dwelling					
b.	Community residence					
c.	Project-based rental assistance units or leased units					
d.	Other housing facility <b>Specify:</b>					

**4. Households and Housing Expenditures**

Enter the total number of households served and the amount of HOPWA funds expended by the project sponsor on subsidies for housing involving the use of facilities, master leased units, project based or other scattered site units leased by the organization.

Housing Assistance Category: Facility Based Housing		Output: Number of Households	Output: Total HOPWA Funds Expended during Operating Year by Project Sponsor
a.	Leasing Costs		
b.	Operating Costs		
c.	Project-Based Rental Assistance (PBRA) or other leased units		
d.	Other Activity (if approved in grant agreement) <b>Specify:</b>		
e.	Adjustment to eliminate duplication (subtract)		
f.	<b>TOTAL Facility-Based Housing Assistance (Sum Rows a through d minus Row e)</b>		



CITY OF FORT WORTH  
NEIGHBORHOOD SERVICES DEPARTMENT

**NOTICE OF PUBLIC HEARING  
AND  
NOTICE OF PUBLIC COMMENT PERIOD  
REGARDING THE  
2019-2020 CONSOLIDATED ANNUAL PERFORMANCE  
AND EVALUATION REPORT (CAPER)**

**FOR USE OF FEDERAL FUNDS UNDER THE FOLLOWING  
PROGRAMS:**

**COMMUNITY DEVELOPMENT BLOCK GRANT (CDBG)  
HOME INVESTMENT PARTNERSHIPS (HOME)  
EMERGENCY SOLUTIONS GRANT (ESG)  
HOUSING OPPORTUNITIES FOR PERSONS WITH AIDS (HOPWA)**

**Publication Date: November 29, 2020**

**Public Hearing Date: December 9, 2020**

**Public Comment Period: December 1, 2020 through  
December 15, 2020**

Each year the City of Fort Worth receives federal grant funds from the U.S. Department of Housing and Urban Development (HUD) to promote affordable housing, suitable living environments, and to expand economic opportunities for persons with low and moderate incomes. The City reports on the use of these funds through the annual submission of the Consolidated Annual Performance and Evaluation Report (CAPER). This Report's primary purpose is to inform the citizens of Fort Worth and HUD where and how federal dollars are being spent, by whom, and how the citizens are served with these funds.

**In accordance with federal regulations at 24 CFR 91, the City of Fort Worth will be soliciting comments and public review of the 2019-2020 CAPER, covering investment and expenditure of CDBG, HOME, ESG and HOPWA funds for the period from October 1, 2019 to September 30, 2020. A description of each activity, along with the accomplishments achieved, will be provided in the CAPER.**

**The Fort Worth Community Development Council will conduct a public hearing on the CAPER on December 9, 2020 to solicit public comment on this Report prior to its submission to HUD. This hearing is proposed to be held at 6:30 p.m. via WebEx. Beginning November 30, 2020, the draft CAPER will be available on the City's website at <http://www.fortworthtexas.gov/neighborhoods/grants/>. Copies will also be available for public review at the following locations:**

**Neighborhood Services Department**  
City Hall Annex, 3<sup>rd</sup> Floor  
908 Monroe Street  
Fort Worth, Texas 76102

**Andrew 'Doc' Session Community Center**  
201 South Sylvania Avenue  
Fort Worth, Texas 76111

**Como Community Center**  
4660 Horne Street  
Fort Worth, Texas 76107

**Martin Luther King Jr. Community Center**  
5565 Truman Drive  
Fort Worth, Texas 76112

**North Tri-Ethnic Community Center**

2950 Roosevelt Avenue  
Fort Worth, Texas 76106

**Southside Community Center**

959 East Rosedale Street  
Fort Worth, Texas 76104

**East Regional Library**

6301 Bridge Street  
Fort Worth, Texas 76112

**Northside Community Center**

1100 Northwest 18<sup>th</sup> Street  
Fort Worth, Texas 76164

**Worth Heights Community Center**


3551 New York Avenue  
Fort Worth, Texas 76110

**Southwest Regional Library**

4001 Library Lane  
Fort Worth, Texas 76109

A fifteen-day public review and comment period will commence on Tuesday, December 1, 2020. All comments must be received no later than 5:00 pm on Tuesday, December 15, 2020. To submit comments or request additional information, please contact Sharon A. Burkley, Senior Planner, City of Fort Worth Neighborhood Services Department, 908 Monroe Street, Fort Worth, Texas 76102; or call Ms. Burkley at (817) 392-5785 or email at [Sharon.Burkley@fortworthtexas.gov](mailto:Sharon.Burkley@fortworthtexas.gov). Written comments may also be faxed to Ms. Burkley at (817) 392-7328.

**Asistencia En Español: para que le interpreten la solicitud en Español, llame al (817) 392-7540.**



CIUDAD DE FORT WORTH DEPARTAMENTO DE  
SERVICIOS PARA VECINDAD

**AVISO DE AUDICIÓN PÚBLICA  
Y  
ANUNCIO DE PERIODO DE COMENTARIO PÚBLICO  
CON RESPECTO AL  
2019-2020 REPORTE CONSOLIDADO DE EVALUACIÓN Y RENDIMIENTO ANUAL (CAPER)**

**PARA EL USO DE FONDOS FEDERALES BAJO LOS SIGUIENTES PROGRAMAS:**

**SUBSIDIOS GLOBALES PARA EL DESARROLLO COMUNITARIO (CDBG)  
ASOCIACIÓN PARA INVERSIONES EN VIVIENDA HOME (HOME)  
SUBSIDIOS DE SOLUCIONES DE EMERGENCIA (ESG)  
OPORTUNIDADES DE VIVIENDA PARA PERSONAS CON SIDA (HOPWA)**

**Fecha de Publicación: 29 de Noviembre de 2020**

**Fecha de Audición Pública: 9 de Diciembre de 2020**

**Periodo de Comentario Público: 1 de Diciembre de 2020 hasta el  
15 de Diciembre de 2020**

Cada año la Ciudad de Fort Worth recibe fondos federales del Departamento de Vivienda y Desarrollo Urbano de EE.UU. (HUD) para promover el costo de vivienda razonable, ambientes convenientes de vida y para promover oportunidades económicas para personas con ingresos bajos y moderados. La Ciudad quiere informarle sobre el uso de estos fondos por medio de una sumisión anual del Reporte Consolidado de Evaluación Y Rendimiento Anual (CAPER). El propósito primario del documento es de informar a los ciudadanos de Fort Worth y a HUD en donde y en que se gastaron los dólares federales, y como son servidos los ciudadanos con estos fondos.

**De acuerdo con regulaciones federales en 24 CFR 91, la Ciudad de Fort Worth estará solicitando comentarios del 2019-202- CAPER, que cubre gastos sobre los programas de CDBG, HOME, ESG y fondos de HOPWA sobre el período del 1 de Octubre de 2019 al 30 de Septiembre de 2020. Una descripción de cada actividad, junto con los logros, será proporcionada en el CAPER.**

**El Concilio del Desarrollo de la Comunidad (CDC) de Fort Worth realizará una audición pública sobre el CAPER el 9 de Diciembre de 2020, antes de entregar este Reporte a HUD. Esta audición se llevara a cabo a las 6:15 de la tarde, via WebEx. Empezando el 30 de Noviembre de 2020, la versión preliminar del CAPER estará disponible en el sitio web de la Ciudad en <http://www.fortworthtexas.gov/neighborhoods/grants/>. Copias también estarán disponibles para examen público en las siguientes ubicaciones:**



**Departamento de Servicios para Vecindad**

El Anexo de la Municipalidad, Piso #3  
908 Monroe Street  
Fort Worth, TX 76102

**Centro de Comunidad de Como**

4900 Horne Street  
Fort Worth, TX 76107

**Centro de Comunidad de North Tri-Ethnic**

2950 Roosevelt Avenue  
Fort Worth, TX 76106

**Centro de Comunidad de Southside**

959 East Rosedale Street  
Fort Worth, TX 76104

**Biblioteca Regional Este**

6301 Bridge Street  
Fort Worth, TX 76112

**Centro de Comunidad de Andrew 'Doc' Session**

201 South Sylvania Avenue  
Fort Worth, TX 76111

**Centro de Comunidad de Martin Luther King, Jr.**

5565 Truman Drive  
Fort Worth, TX 76112

**Centro de Comunidad de Northside**

1100 Northwest 18th Street  
Fort Worth, TX 76164

**Centro de Comunidad de Worth Heights**

3551 New York Avenue  
Fort Worth, TX 76110

**Biblioteca Regional Sudoeste**

4001 Library Lane  
Fort Worth, TX 76109

Períodos de la revisión pública y del comentario de quince días comenzarán el Martes, 1 de Diciembre de 2020. Todos los comentarios se deben recibir no más tarde que las 5:00 P.M. el Martes, 15 de Diciembre de 2020. Para someter comentarios, solicitar información adicional, o pedir una copia, escriba por favor a Sharon Burkley, Planificador Señorial, City of Fort Worth, Departamento de Servicios para Vecindad, 908 Monroe Street, Fort Worth, Texas 76102. O llame a Srta. Burkley al (817) 392-5785 o por correo electrónico a [Sharon.Burkley@fortworthtexas.gov](mailto:Sharon.Burkley@fortworthtexas.gov). Comentarios por escrito se pueden enviar al Srta. por fax al (817) 392-7328.

**Asistencia En Español: para mas información en Español, llame al (817) 392-7540.**





**CITY OF FORT WORTH  
NEIGHBORHOOD SERVICES DEPARTMENT**

**REQUEST FOR PUBLIC COMMENT**

**Regarding  
NOTICE OF INTENT  
TO CHANGE USE OF FEDERAL GRANT FUNDS**

**for the  
HOME INVESTMENT PARTNERSHIPS GRANT (HOME) of the  
U.S. DEPT. of HOUSING & URBAN DEVELOPMENT (HUD)  
and**

**SUBSTANTIAL AMENDMENT TO THE 2016-2017, 2017-2018, and 2018-2019 ACTION PLANS**

**Publication Date: August 23, 2020**

The City of Fort Worth is holding a public comment period from August 24, 2020 to September 22, 2020 to receive public comment regarding a proposed change in use of up to \$800,000.00 in HOME Investment Partnership Program funds. These funds will substitute for \$800,000.00 in Community Development Block Grant (CDBG) funds which were originally awarded for the construction of Palladium Fain Street Apartments (Palladium) located at 4001 Fain Street, Fort Worth, Texas 76111. Palladium will consist of 90 units, of which 9 will be market rate and 81 will be affordable to tenants with incomes at or below 60% of Area Median Income (AMI) as set annually by HUD.

The City is substituting HOME funds for CDBG funds due to CDBG regulatory constraints. A separate notice at a future date will notify the public and solicit comments on the use of the CDBG funds that can no longer be used for this project.

Of the \$800,000.00 in HOME funds, \$244,000.00 will be budgeted from unprogrammed HOME funds. Formerly, \$556,000.00 had been dedicated to the rehabilitation of Manitoba Apartments located at 8225 Calmont Avenue, Fort Worth, TX 76116. However, these funds were not used by the property owner, so the HOME funding which was originally allocated became available to use for another HOME eligible project. The City will now use these HOME funds to support the Palladium project.

The Action Plan funding years shown in the funding tables below may vary and can be substituted based on the principle of First In, First Out (FIFO) in order to expend oldest grant funds first. The funds may be used for any HOME eligible costs related to the projects identified above on behalf of residents with low- and moderate-incomes.

**Funds From:**

Action Plan Year(s)	Development	Amount(s) not to Exceed
2016-2017	HOME Unprogrammed Funds	\$224,905.87
2017-2018	HOME Unprogrammed Funds	\$19,094.13
2018-2019	Manitoba Apartments (8225 Calmont Avenue): multifamily rehabilitation	\$556,000.00
	Total Funds	\$800,000.00

**Funds To:**

Action Plan Year(s)	Available Funding Source(s)	Amount(s) not to Exceed
2016-2017	Palladium Fain Street Apartments (4001 Fain Street): new multifamily affordable housing construction	\$224,905.87
2017-2018		\$19,094.13
2018-2019		\$556,000.00
	Total Funds	\$800,000.00

The City of Fort Worth is holding a public comment period from August 24, 2020 to September 22, 2020 to receive public comments on this public notice. All comments must be received no later than 5:00 pm on September 22, 2020. To submit written comments please write to the City of Fort Worth, Neighborhood Services Department, 200 Texas Street, Fort Worth, TX 76102, Attention: Victor Turner, Director. To request additional information, please contact Chad LaRoque at (817) 392-2661 or by email at Chad.LaRoque@fortworthtexas.gov. Written comments may also be faxed to (817) 392-7328.



**CIUDAD DE FORT WORTH  
DEPARTAMENTO DE SERVICIOS PARA VECINDARIOS  
SOLICITUD DE COMENTARIOS PÚBLICOS**

**Con Respecto a  
AVISO DE INTENCIÓN  
DE CAMBIAR EL USO DE FONDOS DE FEDERALES DE SUBVENCIÓN  
para el  
SUBVENCIONES DE ASOCIACIONES DE INVERSIÓN EN EL HOGAR  
(HOME) de el  
DEPARTAMENTO de VIVIENDA y DESARROLLO URBANO de EE.UU. (HUD)  
y  
ENMIENDAS SUSTANCIALES A LOS PLANES DE ACCIÓN DEL  
PROGRAMA DE LOS AÑOS 2016-2017, 2017-2018 y 2018-2019**

**Fecha de Publicación 23 de Agosto del 2020**

La Ciudad de Fort Worth está llevando a cabo un periodo de comentario público del 24 de Agosto del 2020 al 22 de Septiembre del 2020 para recibir comentarios públicos sobre un cambio propuesto en uso de hasta \$800,00.00 en los fondos del Programa de Asociación de Inversión HOME. Estos fondos sustituirán a \$800,000.00 en fondos de Subsidios Globales Para el Desarrollo Comunitario (CDBG) que fueron originalmente otorgados para la construcción de Apartamentos Palladium Fain Street ubicado en 4001 Fain Street, Fort Worth, Texas 76111. El paladio constara de 90 unidades, de las cuales 9 serán la tasa de mercado y 81 serán asequibles para los inquilinos con ingresos igual o inferiores al 60% de Ingreso Medio de Área (AMI) según lo establecido anualmente por HUD.

La Ciudad está sustituyendo los fondos HOME por fondos CDBG debido a restricciones regulatorias del CDBG. Un aviso separado en una fecha futura notificara al público y solicitara comentarios sobre el uso de los fondos del CDBG que ya no se pueden utilizar para este proyecto.

De los \$800,000.00 en fondos HOME, \$244,000.00 serán presupuestados de fondos HOME no programados. Anteriormente, \$556,000.00 se había dedicado a la rehabilitación de Manitoba Apartamentos ubicado en 8225 Calmont Avenue, Fort Worth, TX 76116. Sin embargo, estos fondos no fueron utilizados por el propietario de la propiedad, por lo que la financiación de HOME que se asignó originalmente se puso a disposición para su uso para otro proyecto elegible para HOME. La Ciudad utilizara ahora estos fondos HOME para el proyecto Palladium.

Los años de financiación del Plan de Acción que se muestran en las tablas de financiamiento a continuación pueden variar y pueden sustituirse en función del principio de First In, First Out (FIFO) para gastar primero los fondos de subvención más antiguos. Los fondos pueden ser utilizados para cualquier costo elegible de HOME relacionado con los proyectos identificados anteriormente en nombre de residentes con ingresos bajos y moderados.

**Fondos De:**

<b>Año(s) del Plan de Acción</b>	<b>Desarrollo</b>	<b>Cantidad(es) no Exceder</b>
2016-2017	HOME Fondos No Programados	\$224,905.87
2017-2018	HOME Fondos No Programados	\$19,094.13
2018-2019	Manitoba Apartamentos (8225 Calmont Avenue): Rehabilitación Multifamiliar	\$556,000.00
	<b>Total de Fondos</b>	<b>\$800,000.00</b>

**Fondos a:**

<b>Año(s) del Plan de Acción</b>	<b>Fuente(s) de Financiación Disponibles(s)</b>	<b>Cantidad(es) no Exceder</b>
2016-2017	Palladium Fain Street Apartamentos (4001 Fain Street): Nueva Construcción de Viviendas Asequibles Multifamiliares	\$224,905.87
2017-2018		\$19,094.13
2018-2019		\$556,000.00
	<b>Total de Fondos</b>	<b>\$800,000.00</b>

La Ciudad de Fort Worth está llevando a cabo un periodo de comentario público del 24 de Agosto del 2020 al 22 de Septiembre del 2020 para recibir comentarios del público sobre este aviso. Todos los comentarios deben ser recibidos no más tarde de las 5:00 pm el 22 de Septiembre del 2020. Para enviar comentarios por escrito, por favor escriba a la Ciudad de Fort Worth, Departamento de Servicios para Vecindarios, 200 Texas Street, Fort Worth, TX 76102, Atención: Víctor Turner Director. Para solicitar información adicional, por favor comuníquese con Chad LaRoque al (817) 392-2661 o por correo electrónico a Chad.LaRoque@fortworthtexas.gov. Comentarios escritos también pueden ser enviados por fax al (817) 392-7328.

## Trump signs executive orders on drug costs

Unable to land the big deal with Congress to curb drug costs, President Donald Trump has moved on his own to allow imports of cheaper medicines, along with other limited steps.

At a White House ceremony Friday, Trump signed four executive orders. One was about importation. The others would direct drugmaker rebates straight to patients, provide insulin and EpiPens at steep discounts to low-income people, and use lower international prices to pay for some Medicare drugs.

Trump cast his directives as far-reaching, but they mostly update earlier administration ideas that haven't gone into effect.

— ASSOCIATED PRESS

## Justices deny church's appeal of 50-person cap

A sharply divided U.S. Supreme Court denied a rural Nevada church's request late Friday to strike down as unconstitutional a 50-person cap on worship services as part of the state's ongoing response to the coronavirus.

In a 5-4 decision, the high court refused to grant the request from Calvary Chapel Dayton Valley east of Reno to be subjected to the same COVID-19 restrictions in Nevada that allow casinos, restaurants and other businesses to operate at 50% of capacity.

Chief Justice John Roberts sided with the liberal majority in denying the request.

— ASSOCIATED PRESS

# For candidates, only 100 days left

BY ALEX ROARTY AND DAVID CATANESE  
aroarty@mcclatchydc.com  
dcatanese@mcclatchydc.com

The political calendar says Joe Biden and Donald Trump have, as of Sunday, exactly 100 days left to convince Americans they're the right man to be president.

In reality, both have far less time before many voters make their decision.

The 2020 election is widely expected to feature a higher concentration of votes cast before Election Day than any modern presidential election, driven by rule changes that have loosened restrictions on early absentee voting and a pandemic that has scared many people from casting their ballots in person.

In many key battleground states, millions of voters are expected to submit their ballots in September — while nearly all of them could see a surge of votes as many as four weeks ahead of the big day.

The earlier voting will challenge campaigns for both Biden and Trump in unprecedented ways, testing their ability to adapt to the newfound conditions while reaching out and educating their voters about how to now cast ballots.

For Trump, trailing Biden by double-digits in some national polls of the race, early voting could truncate the amount of time he has left to stage a comeback, underscoring the need for him to begin making up ground on the former vice president sooner rather than later.

"You don't want to be peaking the fourth week of October," said David Plouffe, who managed Barack Obama's 2008 presidential campaign. "You want to make sure all the things you want to have said really are out by the end of September."

"A bunch of people will have voted by the first debate," he added, referring to an event scheduled for Sept. 28 at the University of Notre Dame in Indiana.

Of the six core presidential battleground states, five of them — North Carolina, Pennsylvania, Wisconsin, Michigan and Florida — will begin sending absentee ballots to voters who requested them in September. As soon as the ballots are received, voters can return them through the mail. The lone state that won't allow voters to submit ballots in September, Arizona, begins early voting and sending absentee ballots through the mail on the same day, Oct. 7.

No battleground state lets voters submit their ballot sooner than North Carolina, which will begin shipping mail-in absentee ballots to people who requested them on Sept. 4, nearly two full months before Election Day. Mike Rusher, a Republican operative there, expects absentee balloting to swell from about 5% of the total vote in the last general election to nearly 30%, which means voters can expect more intensive outreach in August and September.

"Early money spent will be of great benefit now," Rusher said.

In Pennsylvania and



VICTOR J. BLUE NYT

New York City Board of Elections workers count absentee ballots July 16 in Brooklyn. Nationwide, an expected deluge of mail-in absentee ballots will change the dynamics of the 2020 election, which is only 100 days away.

Wisconsin, mail-in ballots skyrocketed during this year's primaries by more than four times the number in 2016. Democratic Gov. Tom Wolf of Pennsylvania is leading a public education campaign to let his constituents know that applying to vote by mail takes as long as making the bed or preparing a bowl of cereal.

### SPOILED BALLOTS?

Voting early has been a key feature of recent presidential elections, and the challenge they pose to each presidential campaign is, at a certain level, nothing new. But what's changed this year is an electorate, worried about contracting coronavirus showing a deep aversion to the traditional process of casting a ballot at a local polling place, favoring instead to submit their ballot through the mail.

The effect of that aversion has already been dramatic. In Wisconsin's April primary, held during

a surge of COVID-19 cases in the state, 60% of voters voted absentee through the mail, according to Reid Magney, a spokesman for the Wisconsin Elections Commission. Normally, he said, absentee voting through the mail makes up about 6% of the vote.

But moving to a mail-in system presents risks. For instance, in Wisconsin, one analysis found that an estimated 23,000 primary ballots were thrown out because voters missed at least one line on the form, rendering them invalid.

"Those numbers from the primary scare me. That's a lot of votes to be spoiled in an election," said Plouffe, who urged Democrats to embark on a full-fledged campaign to inform voters of all that's required to make sure ballots are converted into actual votes. "If it's a state where postage is required, make sure they're aware of that. If it's a state where they have to sign both the

ballot and the envelope, they're aware of that. The deadlines. It is just a really high degree of difficulty."

Tom Bonier, a Democratic data analyst, said a poll his firm conducted in late May showed that 70% of Georgia voters said they planned to vote before Election Day, including 43% who said they plan to vote by mail and 27% who said they would vote early at an in-person polling place.

Pinpointing exactly what share of the vote will arrive before Election Day is difficult, political strategists say, and whether anyone but hardcore partisans — the kind who long ago decided whom they would back in November — will vote as early as September is equally unclear.

### EARLY VOTING EDGE

Trump's assertion that a mail-in surge would lead to "the most corrupt vote in our nation's history," has undoubtedly made it more difficult for Republicans to fully embrace and emphasize the process. Biden even predicted this week that Trump would use it as an excuse to "steal the election."

Glen Bolger, a GOP pollster, said in one recent survey of a battleground state, he found that 27% of all voters reported they planned to vote by mail. But of those 27% of all voters, fully 75% planned to support Biden — compared to just 15% who said they would back Trump.

Alex Roarty: 202-383-6173,  
@Alex\_Roarty  
David Catanese:  
202-383-6102,  
@davecatanese



CITY OF FORT WORTH  
NEIGHBORHOOD SERVICES DEPARTMENT  
REQUEST FOR PUBLIC COMMENT

Regarding  
A SUBSTANTIAL AMENDMENT TO THE 2012-2013 ACTION PLAN  
for the  
USE OF FEDERAL FUNDS  
from the  
COMMUNITY DEVELOPMENT BLOCK GRANT (CDBG) PROGRAM  
of the  
U.S. DEPT. OF HOUSING & URBAN DEVELOPMENT (HUD)  
Publication Date July 26, 2020

The City of Fort Worth is holding a public comment period from July 27, 2020 to August 25, 2020 to receive public comment regarding a proposed increase in budget for the Capps Park Improvements project. Improvements at this park, located at 907 W. Berry Street, include new benches and picnic tables, new and improved lighting around the perimeter of the park, a designated exercise area with workout equipment, and other infrastructure improvements.

Originally, \$180,000.00 in CDBG funds for this project was approved by City Council in November 2019. However, bids received for construction indicated that an additional \$66,000.00 in CDBG funds are needed in order to complete the project.

Construction for the West Cantey Street and Sidewalk Improvements project, also located in the South Hemphill Heights Model Block neighborhood and funded with CDBG funds, is coming in under budget. Therefore, \$66,000.00 in CDBG funds is proposed to be transferred from the West Cantey Street and Sidewalk Improvements project to the Capps Park Improvements project, increasing its total budget to \$246,000.00.

The Action Plan funding years shown in the funding tables below may vary and can be substituted based on the principle of First In, First Out (FIFO) in order to expend oldest grant funds first. The funds may be used for any CDBG-eligible costs related to the project identified above on behalf of residents with low- and moderate-incomes.

Funds From:

Action Plan Year(s)	Development	Amount(s) not to Exceed
2012-2013	West Cantey Street and Sidewalk Improvements Project	\$66,000.00
	Total funds	\$66,000.00

Funds To:

Action Plan Year(s)	Development	Amount(s) not to Exceed
2012-2013	Capps Park: Facility Improvements	\$66,000.00
	Total Funds	\$66,000.00

The City of Fort Worth is holding a public comment period from July 27, 2020 to August 25, 2020 to receive public comments on this proposed change in project location. All comments must be received no later than 5:00 pm on August 25, 2020. To submit written comments, please write to the City of Fort Worth, Neighborhood Services Department, 200 Texas Street, Fort Worth, TX 76102, Attention: Victor Turner, Director. To request additional information, please contact Dawn McNulty at (817) 392-7397 or by email at Dawn.McNulty@fortworthtexas.gov. Written comments may also be faxed to (817) 392-7328.

CIUDAD DE FORT WORTH  
DEPARTAMENTO DE SERVICIOS PARA VECINDARIOS  
SOLICITUD DE COMENTARIOS PÚBLICOS

Con Respeto a  
ENMIENDAS SUSTANCIALES A LOS PLANES DE ACCIÓN DEL PROGRAMA DE LOS AÑOS 2012-2013  
para el  
USO DE FONDOS FEDERALES  
bajo el  
PROGRAMA DE SUBSIDIOS GLOBALES PARA EL DESARROLLO COMUNITARIO (CDBG)  
del  
DEPARTAMENTO de VIVIENDA y DESARROLLO URBANO de EE.UU. (HUD)  
Fecha de Publicación 26 de Julio del 2020

La Ciudad de Fort Worth está llevando a cabo un periodo de comentario público del 27 de Julio del 2020 al 25 de Agosto del 2020 para recibir comentarios públicos sobre un aumento propuesto en el presupuesto para el proyecto Mejoras del Parque Capps. Las mejoras en este parque, ubicado en 907 W. Berry Street, incluyen nuevos bancos, y mesas de picnic, iluminación nueva y mejorada alrededor del perímetro del parque, una área de ejercicios designada con equipos de entrenamiento, y otras mejoras de infraestructura.

Originalmente, \$180,000 en fondos CDBG para este proyecto fue aprobado por el Ayuntamiento en Noviembre de 2019. Sin embargo, las ofertas recibidas para la construcción indicaron que se necesitan \$66,000.00 adicionales en fondos CDBG para completar el proyecto.

La construcción para el proyecto de mejoras de la calle West Cantey y la acera, también ubicado en el vecindario del bloque Modelo South Hemphill Heights y financiado con fondos CDBG, está llegando por debajo del presupuesto. Por lo tanto, se propone transferir \$66,000.00 en fondos CDBG desde el proyecto de mejoras de la calle West Cantey y la acera al proyecto de mejoras del Parque Capps, aumentando su presupuesto total a \$246,000.00.

Los años de financiación del Plan de Acción que se muestran en las tablas de financiamiento a continuación pueden variar y pueden sustituirse en función del principio de First In, First Out (FIFO) para gastar primero los fondos de subvención más antiguos. Los fondos pueden ser utilizados para cualquier costo elegible de CDBG relacionado con los proyectos identificados anteriormente en nombre de residentes con ingresos bajos y moderados.

Fondos De:

Año(s) del Plan de Acción	Desarrollo	Cantidad(es) no Exceder
2012-2013	Proyecto de mejoras de la Calle West Cantey y la acera	\$66,000.00
	Fondos Totales	\$66,000.00

Fondos A:

Año(s) del Plan de Acción	Desarrollo	Cantidad(es) no Exceder
2012-2013	Parque Capps: Mejoras en las Instalaciones	\$66,000.00
	Fondos Totales	\$66,000.00

La Ciudad de Fort Worth está llevando a cabo un periodo de comentario público del 27 de Julio del 2020 al 25 de Agosto del 2020 para recibir comentarios del público sobre este cambio propuesto en la ubicación del proyecto. Todos los comentarios deben ser recibidos no más tarde de las 5:00 pm el 25 de Agosto del 2020. Para enviar comentarios por escrito, por favor escriba a la Ciudad de Fort Worth, Departamento de Servicios para Vecindarios, 200 Texas Street, Fort Worth, TX 76102, Atención: Victor Turner Director. Para solicitar información adicional, por favor comuníquese con Dawn McNulty al (817) 392-7397 o por correo electrónico a Dawn.McNulty@fortworthtexas.gov. Comentarios escritos también pueden ser enviados por fax al (817) 392-7328.

True to your Home True to You!

At Veritex Community Bank, we offer competitive interest rates, flexible terms, and quick approvals. We can help you find the best mortgage that suits your financial needs.\*

Very Smart, Very Easy, Veritex!

VERITEX BANK  
MORTGAGE OFFICE  
NMLS # 414688  
214.270.1430



Over 40 Convenient Locations | www.veritexbank.com  
Member FDIC  
TRUTH IN TEXAS BANKING

\*Subject to credit approval.

©2020 Veritex Community Bank



**CITY OF FORT WORTH  
NEIGHBORHOOD SERVICES DEPARTMENT  
REQUEST FOR PUBLIC COMMENT**

**Regarding  
NOTICE OF INTENT TO CHANGE USE  
OF FEDERAL GRANT FUNDS  
And To Make  
SUBSTANTIAL AMENDMENTS TO THE 2018-2019  
PROGRAM YEAR ACTION PLANS  
For the  
USE OF FEDERAL FUNDS UNDER THE  
HOME INVESTMENT PARTNERSHIPS PROGRAM (HOME) FUNDS from  
U.S. DEPARTMENT of HOUSING & URBAN DEVELOPMENT (HUD)**

**Publication Date: 11/10/2019**

The City of Fort Worth (City) is holding a public comment period from November 11 to December 10 to receive public comment regarding the proposed change in use of \$500,000.00 in HOME Investment Partnerships Program (HOME) grant funds from the U.S. Department of Housing and Urban Development (HUD).

These HOME funds were originally earmarked for the Tarrant County Samaritan Housing, Inc. (TCSH) for the rehabilitation of a building to create PHS multifamily units. Due to a delay with this project, an alternate option is now being considered. Funding for the TCSH Project will be identified in future program years.

Funds will be reprogrammed as follows:

From:

Program Year	Activity	Amount
2018-2019	Tarrant County Samaritan Housing PSH rehabilitation project	\$500,000.00

To:

Program Year	Activity	Amount
2018-2019	<b>Quail Trail New Construction Development:</b> New construction of 48 permanent supportive housing (PSH) units, located at 4444 Quail Trail Street, Fort Worth, TX 76114.	\$500,000.00

The proposed change will support development of an alternate Permanent Supportive Housing (PSH) project. The Quail Trail project consists of 48 PSH units in configured in 12 fourplex structures that are single story and resemble single family 1-bedroom construction. Each unit will include full kitchens, as well as a separate living room, bedroom, and bathroom. The common areas will include laundry facilities, a community room, green space, and offices for case managers. HOME funds will be used for gap financing, and leveraged with other sources of funding. The project will be developed by New Leaf, an affordable housing developer. (Council District 2)

\*The Action Plan funding year may vary and be substituted in order to expend oldest grant funds first. The funds will be used for the project identified above on behalf of low and moderate income residents.

The thirty (30) day comment period will commence on Monday, November 11, 2019. All comments must be received no later than 5:00 pm on Tuesday, December 10, 2019. To submit written comments please write to the City of Fort Worth, Neighborhood Services Department, 200 Texas Street, Fort Worth, TX 76102, Attention: Sonia Singleton, Interim Director. To request additional information, please contact Leticia Rodriguez, Neighborhood Development Coordinator at (817) 392-7319 or by email at Leticia.Rodriguez@fortworthtexas.gov. Written comments may be faxed to (817) 392-7328.

**CIUDAD DE FORT WORTH  
DEPARTAMENTO DE SERVICIOS PARA VECINDARIOS  
SOLICITUD PARA COMENTARIOS PÚBLICOS**

**Con Respecto a  
AVISO DE INTENCIÓN DE CAMBIAR EL USO  
DE FONDOS DE SUBVENCIÓN FEDERALES  
Y Para Hacer  
ENMIENDAS SUSTANCIALES A LOS PLANES DE ACCIÓN  
DEL AÑO DEL PROGRAMA 2018-2019  
Para el  
USO DE FONDOS FEDERALES BAJO EL  
PROGRAMA DE ASOCIACIÓN PARA INVERSIONES EN VIVIENDA (HOME)  
FONDOS del  
DEPARTAMENTO de VIVIENDA y DESARROLLO URBANO de EE.UU. (HUD)**

**Fecha de Publicación: 11/10/2019**

La Ciudad de Fort Worth (Ciudad) está proporcionando un período de comentario público del 11 de noviembre al 10 de diciembre para recibir comentarios públicos sobre un cambio propuesto en el uso de \$500,000.00 de Programa de Asociación para Inversiones en Vivienda (HOME) fondos de subvención recibidos del Departamento de Vivienda y Desarrollo Urbano de EE.UU. (HUD).

Estos fondos de HOME se destinaron originalmente para el Condado de Tarrant Samaritan Housing, Inc. (TCSH) para la rehabilitación de un edificio para crear unidades multifamiliares de PHS. Debido a un retraso con este proyecto, ahora se está considerando una opción alternativa. Los fondos para el Proyecto TCSH se identificarán en los años futuros del programa.

Fondos serán reprogramados de la siguiente manera:

De:

Año del Programa	Actividad	Cantidad
2018-2019	Condado de Tarrant Samaritan Housing, Inc. (TCSH) Proyecto De Rehabilitación	\$500,000.00

Para:

Año del Programa	Actividad	Cantidad
2018-2019	<b>Desarrollo de Nueva Construcción de Quail Trail:</b> Nueva construcción de 48 unidades de vivienda de apoyo permanente (PSH), ubicadas en 4444 Quail Trail Street, Fort Worth, TX 76114.	\$500,000.00

El cambio propuesto apoyará el desarrollo de un proyecto alternativo de Vivienda de Apoyo Permanente (PSH). El proyecto Quail Trail consiste de 48 unidades PSH configuradas en 12 estructuras de cuatro pisos que son de una sola planta y se asemejan a la construcción unifamiliar de 1 dormitorio. Cada unidad incluirá cocinas completas, con sala, dormitorio y baño separados. Las áreas comunes incluirán instalaciones de lavandería, una sala comunitaria, espacios verdes y oficinas para administradores de casos. Los fondos de HOME se utilizarán para financiar brechas y se apalancarán con otras fuentes de financiación. El proyecto será desarrollado por New Leaf, un desarrollador de viviendas asequibles. (Consejo Distrito 2)

\*El año de financiamiento del Plan de Acción puede variar y ser sustituido para gastar los fondos de subvención más antiguos primero. Los fondos se utilizaran para el proyecto identificado arriba en nombre de los residentes de ingresos bajos y moderados.

El periodo de comentarios de treinta (30) días comenzara el lunes, 11 de noviembre del 2019. Todos los comentarios deben ser recibidos no más tarde de las 5:00 pm el lunes 10 de diciembre del 2019. Para enviar comentarios por escrito, por favor escriba a la Ciudad de Fort Worth, Departamento de Servicios para Vecindarios, 200 Texas Street, Fort Worth, TX 76102, Atención: Sonia Singleton, Directora Provisional. Para solicitar información adicional, comuníquese con Leticia Rodriguez, Coordinadora de Desarrollo de Vecindarios al (817) 392-7369 o por correo electrónico a Leticia.Rodriguez@fortworthtexas.gov. Comentarios escritos también pueden enviarse por fax al (817)392-7319.