



2020-2021
CITY OF FORT WORTH
CAPER
CONSOLIDATED ANNUAL PERFORMANCE
& EVALUATION REPORT



TABLE OF CONTENTS

CAPER REPORT

CR-05 - Goals and Outcomes 91.520(a).....	1
CR-10 - Racial and Ethnic composition of families assisted 91.520(a).....	8
CR-15 - Resources and Investments 91.520(a).....	9
CR-20 - Affordable Housing 91.520(b).....	17
CR-25 - Homeless and Other Special Needs 91.220(d, e); 91.320(d, e); 91.520(c)...	19
CR-30 - Public Housing 91.220(h); 91.320(j).....	22
CR-35 - Other Actions 91.220(j)-(k); 91.320(i)-(j).....	23
CR-40 - Monitoring 91.220 and 91.230.....	27
CR-45 - CDBG 91.520(c).....	29
CR-50 - HOME 91.520(d).....	30
CR-55 - HOPWA 91.520(e).....	32
CR-60 - ESG 91.520(g).....	33
CR-65 - Persons Assisted - ESG.....	35
CR-70 - ESG 91.520(g) - Assistance Provided and Outcomes.....	38
CR-75 - Expenditures - ESG.....	39

ATTACHMENTS

Maps – Housing Assistance and Public Facilities/Infrastructure Projects	
PR03 – CDBG Activity Summary Report for Program Year 2020	
PR26 – CDBG Financial Summary Report for Program Year 2020	
ESG – Years 1 and 2 Expenditure Reports	
HOPWA CAPER for 2020-2021	
Section 108 Financial and Accomplishments Reports	
PR07 - Drawdown Report by Voucher Number	
HOME Match Log FY 2020-2021	
Public Notices – English and Spanish	

CR-05 - Goals and Outcomes

Progress the jurisdiction has made in carrying out its strategic plan and its action plan. 91.520(a)

This could be an overview that includes major initiatives and highlights that were proposed and executed throughout the program year.

The 2020-2021 Consolidated Annual Performance and Evaluation Report (CAPER) summarizes how the City of Fort Worth (City) spent federal funds for housing and community development, and reports City progress in meeting its goals for the reporting period October 1, 2020 through September 30, 2021. The CAPER includes activities funded by the Community Development Block Grant (CDBG), Emergency Solutions Grant (ESG), HOME Investment Partnerships (HOME), and Housing Opportunities for Persons with AIDS (HOPWA) grants. The following is a summary of City progress in meeting its goals:

1. Rental Housing: One rental housing development, Everly Plaza, a new 88-unit senior multifamily rental residential complex located in the City's Southside Medical District, was completed during the program year, with a total of eight (8) units set aside as permanent supportive housing units for individuals who earn thirty percent (30%) or less of the Area Median Income (AMI), and nine (9) will be set aside as market rate units. In addition, there will be six (6) HOME units, of which four (4) will be High Home Units and two (2) will be Low Home Units. There are three under construction – Palladium Fain Apartments, Quail Trail Apartments and Cowan Place, as well as two nearing completion and pending lease up - Columbia at Renaissance Square Phase II Development and The Sphinx at Sierra Vista Senior Villas. Palladium Fain Apartments is located in the Riverside neighborhood and consist of one-, two-, and three-bedroom units. Of the 90 units, 81 will be affordable to tenants who earn sixty percent (60%) or less of the Area Median Income (AMI), and 9 will be set aside as market rate units. There will be six (6) HOME units, of which 4 will be High Home Units, and two (2) will be Low Home Units. Quail Trail Apartments is a 70-unit project consisting of twenty (20) Permanent Supportive Housing (PSH) units and fifty (50) transitional respite care units for homeless and indigent individuals discharged from the hospital who need recovery services to recuperate. Cowan Place is a four story multifamily development to be constructed on approximately five acres, targeting seniors (age 62+) who earn 80% or less of Area Median Income (AMI). Of the 174 units to be constructed, 163 will be one-bedroom and 11 will be two-bedroom. All of the units will serve individuals and households with low incomes. There will be 48 Project-Based Voucher (PBV) units to serve as replacement units for the units to be demolished at Cavile Place, nine (9) of which will serve as permanent supportive housing (PSH) for individuals experiencing chronic homelessness.
2. Single-Family Construction: During the program year, there were eleven (11) units completed in IDIS that were completed and sold in the prior program year. In addition, there are four (4) single-family homes currently underway. All homes will be developed and sold by the City's nonprofit partner, Development Corporation of Tarrant County.
3. Homeownership: 34 homebuyers received down payment and closing cost assistance, and 205 households received homeownership training.

4. Housing Rehabilitation: 407 low- and moderate income homeowners received repairs to their homes through the Cowtown Brush Up Program, Preserve-A-Home, Priority Repair Program, Healthy Homes for Seniors, and Lead Safe Program. Also, 55 income-eligible homeowners received accessibility improvements.
5. Homeless Housing and Service Activities: 159 persons at risk of becoming homeless were provided with Homelessness Prevention assistance; 370 households experiencing homelessness received Rapid Rehousing rental assistance and associated case management services; 729 individuals experiencing homelessness received outreach services; 940 individuals experiencing homelessness received case management. In addition, the City provided funds to support Emergency Shelter Operations on behalf of 13,534 homeless persons.
6. Public Service Activities: 353 low-income youth received reading and educational support services; 96 low-income youth received coaching, mentoring, counseling and other services; 940 homeless persons received case management and other supportive services; 318 persons with disabilities received support services; 192 low-income persons received educational services to support their ability to find employment; 158 low-income seniors received assistance with financial exploitation prevention services.

Comparison of the proposed versus actual outcomes for each outcome measure submitted with the consolidated plan and explain, if applicable, why progress was not made toward meeting goals and objectives. 91.520(g)

Categories, priority levels, funding sources and amounts, outcomes/objectives, goal outcome indicators, units of measure, targets, actual outcomes/outputs, and percentage completed for each of the grantee's program year goals.

Goal	Category	Source / Amount	Indicator	Unit of Measure	Expected – Strategic Plan	Actual – Strategic Plan	Percent Complete	Expected – Program Year	Actual – Program Year	Percent Complete
Children/Youth Training and Mentorship	Non-Housing Community Development	CDBG: \$	Public service activities other than Low/Moderate Income Housing Benefit	Persons Assisted	3760	2345	62.37%	962	590	61%

Homeless Services	Homeless	CDBG: \$ / HOPWA: \$ / ESG: \$	Public service activities other than Low/Moderate Income Housing Benefit	Persons Assisted	850	3722	437.88%	5000	1135	22.70%
Homeless Services	Homeless	CDBG: \$ / HOPWA: \$ / ESG: \$	Public service activities for Low/Moderate Income Housing Benefit	Households Assisted	375	0	0.00%	0	0	
Homeless Services	Homeless	CDBG: \$ / HOPWA: \$ / ESG: \$	Tenant-based rental assistance / Rapid Rehousing	Households Assisted	503	335	66.60%	128	68	53.13%
Homeless Services	Homeless	CDBG: \$ / HOPWA: \$ / ESG: \$	Homeless Person Overnight Shelter	Persons Assisted	26615	19695	74.00%	3715	940	24.10%
Homeless Services	Homeless	CDBG: \$ / HOPWA: \$ / ESG: \$	Homelessness Prevention	Persons Assisted	4580	223	4.87%	157	73	46.50%
Homeless Services	Homeless	CDBG: \$ / HOPWA: \$ / ESG: \$	Jobs created/retained	Jobs	0	0		0	0	
Homeless Services	Homeless	CDBG: \$ / HOPWA: \$ / ESG: \$	HIV/AIDS Housing Operations	Household Housing Unit	300	500	166.67%	54	77	142.59%

Improve Accessibility of Public / Private Spaces	Non-Homeless Special Needs	CDBG: \$	Public Facility or Infrastructure Activities other than Low/Moderate Income Housing Benefit	Persons Assisted	10000	0	0.00%	11500	0	0.00%
Improve Accessibility of Public / Private Spaces	Non-Homeless Special Needs	CDBG: \$	Homeowner Housing Rehabilitated	Household Housing Unit	355	172	48.45%	65	55	84.62%
Poverty Reduction and Household Stabilization	Non-Housing Community Development	CDBG: \$	Public Facility or Infrastructure Activities other than Low/Moderate Income Housing Benefit	Persons Assisted	0	0		0	0	
Poverty Reduction and Household Stabilization	Non-Housing Community Development	CDBG: \$	Public service activities other than Low/Moderate Income Housing Benefit	Persons Assisted	3850	1427	37.06%	506	350	69%
Preserve Aging Housing Stock	Affordable Housing	CDBG: \$ / HOME: \$	Rental units rehabilitated	Household Housing Unit	100	0	0.00%			
Preserve Aging Housing Stock	Affordable Housing	CDBG: \$ / HOME: \$	Homeowner Housing Rehabilitated	Household Housing Unit	2245	1257	5.99%	370	368	99.46%

Promote Affordable Housing for Renters/Owners	Affordable Housing	CDBG: \$ / HOME: \$	Public service activities other than Low/Moderate Income Housing Benefit	Persons Assisted	0	0				
Promote Affordable Housing for Renters/Owners	Affordable Housing	CDBG: \$ / HOME: \$	Public service activities for Low/Moderate Income Housing Benefit	Households Assisted	2070	674	32.56%			
Promote Affordable Housing for Renters/Owners	Affordable Housing	CDBG: \$ / HOME: \$	Rental units constructed	Household Housing Unit	64	17	26.56%			
Promote Affordable Housing for Renters/Owners	Affordable Housing	CDBG: \$ / HOME: \$	Homeowner Housing Added	Household Housing Unit	36	40	111.11%	4	40	1000%
Promote Affordable Housing for Renters/Owners	Affordable Housing	CDBG: \$ / HOME: \$	Direct Financial Assistance to Homebuyers	Households Assisted	300	147	49.00%	75	34	45.33%
Support programming for Aging-In-Place	Non-Homeless Special Needs	CDBG: \$	Public service activities other than Low/Moderate Income Housing Benefit	Persons Assisted	4640	1749	37.69%	0	318	318%

Targeted Neighborhood Revitalization	Non-Housing Community Development	CDBG: \$	Public Facility or Infrastructure Activities other than Low/Moderate Income Housing Benefit	Persons Assisted	11002	0	0.00%	10002	0	0.00%
--	---	----------	---	---------------------	-------	---	-------	-------	---	-------

Table 1 - Accomplishments – Program Year & Strategic Plan to Date

Assess how the jurisdiction's use of funds, particularly CDBG, addresses the priorities and specific objectives identified in the plan, giving special attention to the highest priority activities identified.

Goals were met in the following areas:

- **Improve Accessibility of Public/Private Spaces:** Three community center projects (Northside Community Center, North Tri-Ethnic Community Center, Worth Heights Community Center) were completed; each facility had ADA improvements including ramps, bathroom modifications, curb cuts, and grab bars. Approximately 6,000 persons with mobility impairments will benefit annually from these improvements.

Goals for the other ConPlan Goals were not met, primarily due to restrictions and service delivery limitations remaining from the impact of the coronavirus. State of Texas, and Fort Worth, in particular, had various restrictions and mandates in order from March 2020 through September 2021 that severely impacted the normal delivery of many public service agency programs and services. As a result, the anticipated goals established in early 2020, prior to the mandates, were not able to be fully realized.

CR-10 - Racial and Ethnic composition of families assisted

Describe the families assisted (including the racial and ethnic status of families assisted). 91.520(a)

RACE	CDBG	HOME	ESG	HOPWA	TOTAL
White	1222		5879	58	7159
Black/African American	1187		7377	134	8698
Asian	11		65	1	77
American Indian or American Native	14		74	1	89
Native Hawaiian or other Pacific Islander	8		46	1	55
American Indian or Alaskan Native and White	3		34		37
Asian and White	1		7		8
Black or African American and White	63		115	3	181
American Indian or American Native and Black or African American	6		45	1	52
Other Multiple Race Combinations	28		98	2	128
Hispanic*	678		1965	13	2775
TOTAL	2543	-----	13740	201	16484

**Total does not include total for ethnicity; included in each individual category*

Narrative

City-funded programs have continued to be effective in reaching a diverse population throughout Fort Worth, including low-income individuals, seniors, racially and ethnic minorities, persons with mobility impairments, and those experiencing homelessness. This includes all of the programs/services offered through the Neighborhood Services Department and/or its subrecipient agency partners – Homebuyer Assistance Program, Priority Repair Program, Cowtown Brushup, Lead Hazard Reduction Program, REACH Project Ramp, and homeless

services provided through partner agencies.

CR-15 - Resources and Investments 91.520(a)

Identify the resources made available

Source of Funds	Source	Resources Made Available	Amount Expended During Program Year
CDBG	public - federal	7,420,678	8,737,187
HOME	public - federal	2,737,983	3,238,240
HOPWA	public - federal	1,505,634	1,525,435
ESG	public - federal	616,266	663,500

Table 2 - Resources Made Available

Narrative

The above resources made available include all funds allocated for 2020-2021 program year and anticipated program income. The expenditures include funds from both current and prior years, as well as expenditures of program income received during the year. Many projects, such as public facilities or affordable housing development, take more than one year to complete. During the reporting period the following Federal Program Administration requirements were met:

- CDBG: 100% of CDBG funds spent were dedicated to activities that benefitted low-and moderate income individuals, thus exceeding the 70% minimum standard for overall program benefits. 20% of the CDBG funds expended were spent on planning and administration, thus complying with the 20% cap for administration. 14.28% of the CDBG funds were spent on public service activities, thus complying with the 15% cap for public service activities.
- Timeliness Test: The City expended CDBG funds in a timely manner in accordance with HUD regulations, which require that a grantee not have more than 1.5 times its prior year grant amount on hand, 60 days before the end of its program year.
- HOME: HOME funds spent for planning and administration were less than the 10% cap for administration. The funds expended included Program Income from loan repayments received during the year. The City met the statutory 24-month total commitment and CHDO reservation deadlines for its FY 2019 HOME allocation, as well as the statutory 5-year expenditure requirement for its FY 2016 HOME allocation.

Identify the geographic distribution and location of investments

Target Area	Planned Percentage of Allocation	Actual Percentage of Allocation	Narrative Description
Citywide	100	100	Comprehensive

Table 3 – Identify the geographic distribution and location of investments

Narrative

Through the benefits of most HUD-funded programs are geographically distributed citywide, and the Consolidated Plan does not designate particular target area goals, the City also funded some projects in targeted areas during the program year.

Citywide Programs: Rehabilitation and homebuyer programs are offered citywide, with all residents eligible to apply based on income and other program requirements. These include the Cowtown Brushup, Lead Safe, REACH, and Priority Repair programs which offer housing rehabilitation assistance to low-and moderate-income homeowners citywide. However, based on the age of housing stock and the residency pattern of lower-income homeowners, the majority of homes completed for these housing rehabilitation programs are located in central city areas as shown on the attached maps. The Homebuyer Assistance Program (HAP) provided down payment and closing cost assistance to income-eligible applicants on a citywide basis. The attached map shows the geographic distribution and location of investments for the HAP program.

Neighborhood street reconstruction projects funded with CDBG are provided in eligible areas citywide. These areas must have 51% low-and moderate-income population in order to qualify, and are generally located in areas inside Highway Loop 820. A list of potential streets is provided by the City Transportation and Public Works Department each year, showing the streets in the worst condition in eligible areas. The list is published to obtain citizen input regarding which streets should be reconstructed with federal funds. This process is used each year for the development of the annual Action Plan for use of CDBG and other HUD grant funds.

Targeted Projects: Some federal funds have been allocated to targeted areas to revitalize neighborhoods. The city also works with various Community Housing Development Organizations (CHDOs) and housing developers to construct infill housing in targeted neighborhoods. During the program year, HUD grant funds were provided to developers building houses in the Riverside and Ash Crescent neighborhoods.

Leveraging

Explain how federal funds leveraged additional resources (private, state and local funds), including a description of how matching requirements were satisfied, as well as how any publicly owned land or property located within the jurisdiction that were used to address the needs identified in the plan.

Private and local funds are leveraged by both housing and public service activities. For public services, CDBG, ESG, and HOPWA subrecipient non-profit agencies documented leveraged funds from additional private and public, non-HUD resources. The statutory ESG match requirement was met by each of the five (5) subrecipient agencies as outlined below.

Center for Transforming Lives met the ESG match requirement through the leveraging of donations and grants received from Tarrant County, City of Arlington, and Continuum of Care. These leveraged funds were used to cover staff salaries and fringe benefits, utilities, operation expenses, and rental assistance/security deposits for clients. **Presbyterian Night Shelter** met the ESG match requirement through the leveraging of private fundraising, donations from Tarrant County ESG, and FEMA Emergency Food & Shelter Program. Leveraged funds were used to cover the costs of staff salaries, fringe benefits, utilities, operation expenses and meals served to shelter clients. **The Salvation Army** met the ESG match requirement through the leveraging of private fundraising, Direction Home grant, TDHCA ESG, and unrestricted general donations. Leveraged funds were used to pay for staff salaries, fringe benefits, and rental assistance to clients. **SafeHaven of Tarrant County** met the ESG match requirement through the leveraging of private funding, donations, Texas Criminal Justice Division funds, HUD SHP, and Texas Health and Human Services Commission funds. Leveraged funds were used to cover shelter staff salaries, fringe benefits, maintenance, utilities, and supplies. **True Worth Shelter** met the ESG match requirement through the leveraging of private donations from the Fort Worth Foundation and Tarrant County ESG. Leveraged funds were used to cover costs for staff salaries, fringe benefits, utilities, maintenance, and program supplies.

For HOPWA, the two project sponsors (AIDS Outreach Center, Tarrant County Samaritan Housing), leveraged funds from fundraising, private donations, Tarrant County Public Health Department, Tarrant County Community Development, and other Federal resources including Ryan White HIV/AIDS program funds.

The Homebuyer Assistance Program (HAP) leveraged \$10,000,913.00 in funds from home mortgages made by private lenders. HOME-funded Multi-family Developments leverage significant amounts of private lenders. HOME-funded Multi-family Rental Housing projects underway include Palladium Fain Apartments, Cowan Place, and Quail Trail Run..

HOME match obligations were met through the leverage of General Funds for the Beaty Street Apartments projects and Homebuyer Assistance Program.

Fiscal Year Summary – HOME Match	
1. Excess match from prior Federal fiscal year	566,436
2. Match contributed during current Federal fiscal year	1,643,523
3. Total match available for current Federal fiscal year (Line 1 plus Line 2)	2,209,958
4. Match liability for current Federal fiscal year	631,215
5. Excess match carried over to next Federal fiscal year (Line 3 minus Line 4)	1,578,743

Table 4 – Fiscal Year Summary - HOME Match Report

Match Contribution for the Federal Fiscal Year								
Project No. or Other ID	Date of Contribution	Cash (non-Federal sources)	Foregone Taxes, Fees, Charges	Appraised Land/Real Property	Required Infrastructure	Site Preparation, Construction Materials, Donated labor	Bond Financing	Total Match
Cash - General Fund - Beaty Street Apartments	01/08/2020	30,220	0	0	0	0	0	30,220
Cash - General Fund - HAPs	09/30/2020	447,353	0	0	0	0	0	447,353
Present value of yield foregone - Trinity Habitat for Humanity - Homebuyer Assistance Program	09/30/2020	1,165,950	0	0	0	0	0	1,165,950

Table 5 – Match Contribution for the Federal Fiscal Year

HOME MBE/WBE report

Program Income – Enter the program amounts for the reporting period				
Balance on hand at beginning of reporting period \$	Amount received during reporting period \$	Total amount expended during reporting period \$	Amount expended for TBRA \$	Balance on hand at end of reporting period \$
85,655	82,944	154,714	0	13,886

Table 6 – Program Income

Minority Business Enterprises and Women Business Enterprises – Indicate the number and dollar value of contracts for HOME projects completed during the reporting period						
	Total	Minority Business Enterprises				White Non-Hispanic
		Alaskan Native or American Indian	Asian or Pacific Islander	Black Non-Hispanic	Hispanic	
Contracts						
Dollar Amount	0	0	0	0	0	0
Number	0	0	0	0	0	0
Sub-Contracts						
Number	4	0	0	0	1	3
Dollar Amount	344,384	0	0	0	163,585	180,799
	Total	Women Business Enterprises	Male			
Contracts						
Dollar Amount	0	0	0			
Number	0	0	0			
Sub-Contracts						
Number	4	1	3			
Dollar Amount	344,384	163,585	180,799			

Table 7 - Minority Business and Women Business Enterprises

Minority Owners of Rental Property – Indicate the number of HOME assisted rental property owners and the total amount of HOME funds in these rental properties assisted						
	Total	Minority Property Owners				White Non-Hispanic
		Alaskan Native or American Indian	Asian or Pacific Islander	Black Non-Hispanic	Hispanic	
Number	0	0	0	0	0	0
Dollar Amount	0	0	0	0	0	0

Table 8 – Minority Owners of Rental Property

Relocation and Real Property Acquisition – Indicate the number of persons displaced, the cost of relocation payments, the number of parcels acquired, and the cost of acquisition						
Parcels Acquired	0	0				
Businesses Displaced	0	0				
Nonprofit Organizations Displaced	0	0				
Households Temporarily Relocated, not Displaced	0	0				
Households Displaced	Total	Minority Property Enterprises				White Non-Hispanic
		Alaskan Native or American Indian	Asian or Pacific Islander	Black Non-Hispanic	Hispanic	
Number	0	0	0	0	0	0
Cost	0	0	0	0	0	0

Table 9 – Relocation and Real Property Acquisition

CR-20 - Affordable Housing 91.520(b)

Evaluation of the jurisdiction's progress in providing affordable housing, including the number and types of families served, the number of extremely low-income, low-income, moderate-income, and middle-income persons served.

	One-Year Goal	Actual
Number of Homeless households to be provided affordable housing units	59	96
Number of Non-Homeless households to be provided affordable housing units	629	469
Number of Special-Needs households to be provided affordable housing units	230	183
Total	918	748

Table 10 – Number of Households

	One-Year Goal	Actual
Number of households supported through Rental Assistance	224	220
Number of households supported through The Production of New Units	48	11
Number of households supported through Rehab of Existing Units	601	447
Number of households supported through Acquisition of Existing Units	45	70
Total	918	748

Table 11 – Number of Households Supported

Discuss the difference between goals and outcomes and problems encountered in meeting these goals.

Table 11 above summarizes housing activities by household type, while Table 12 provides the same information but summarized by assistance type. The City met all of its goals with the exception of the production of new units. Delays in construction date, developer financing, and other time delays in closing of homes and completing the activities in IDIS prevented this.

The number of households to be assisted with Rental Assistance includes HOPWA TBRA clients, Rapid Rehousing clients, and HOPWA Facility Based Housing Assistance. The number of new units produced includes single-family and multi-family new construction - only HOME-assisted units are reported. Rehabilitation of existing units includes the Preserve-A-Home, Priority Repair, Cowtown Brushup, Lead Safe, and REACH accessibility programs.

The number of homeless persons provided housing includes Rapid Rehousing activities performed by the Center for Transforming Lives, a subrecipient. The number of non-homeless provided with affordable

housing includes both the rehabilitation programs (with the exception of REACH) and the new production of units, as summarized above. The number of special needs persons to be provided with affordable housing includes HOPWA TBRA, HOPWA Facility Based, and the REACH accessibility rehab program.

Discuss how these outcomes will impact future annual action plans.

For Rapid Rehousing, the City will continue to explore opportunities to expand partnerships with existing or new providers. Although the City did not reach its one-year goal for supply of single family housing, this is primarily due to the extended planning and construction phases associated with these projects.

Include the number of extremely low-income, low-income, and moderate-income persons served by each activity where information on income by family size is required to determine the eligibility of the activity.

Number of Households Served	CDBG Actual	HOME Actual
Extremely Low-income	1,650	4
Low-income	549	16
Moderate-income	191	50
Total	2,390	70

Table 12 – Number of Households Served

CR-25 - Homeless and Other Special Needs 91.220(d, e); 91.320(d, e); 91.520(c)

Evaluate the jurisdiction's progress in meeting its specific objectives for reducing and ending homelessness through:

Reaching out to homeless persons (especially unsheltered persons) and assessing their individual needs

Based on the Point in Time Count conducted in January 2021, there are a total of 1,234 persons experiencing homelessness at any given time in Tarrant and Parker counties. The City of Fort Worth has 901. The Point In Time County was conducted differently in 2021 to protect the people experiencing homelessness from COVID-19 spread. Street Outreach teams conducted the Point-In-Time Count over a two-week period from January 28 to February 11, 2021. The count represents a 24% drop in people entering into the homeless system and a 21% decrease in total people served compared to the same timeframe in 2019. There was a 23% decrease in veteran homelessness; 43% decrease in family homelessness; and a 32% decrease in chronic homelessness.

There are a number of contributing factors that have impacted the system.

- The Centers for Disease Control eviction moratorium which prohibited landlords from evicting tenants due to nonpayment of rent related to COVID-19 in 2020;
- The great increase in homeless prevention and rent assistance funding during this time; currently the system has 49 times more eviction prevention funding available for people in need;
- New housing developments that were made possible by CARES Act funding and implemented during the last year;
- People have reported more fear around entering emergency shelter because of the COVID-19 infection risk in congregate settings;
- Greater coordination among local governments and service providers to more adequately meet the system need with CARES Act and other relief funding; and
- The significant increase in funding to address homelessness in 2020 has impacted the number of people the system is able to house.

The City partners with Continuum of Care agencies that have street outreach teams that serve the Fort Worth area: John Peter Smith Hospital, My Health My Resources of Tarrant County, Veterans Administration, Endeavors, and Hands of Hope. These outreach teams provide services to unsheltered homeless persons to connect them to stable housing. The outreach teams work individually with clients to conduct HUD and ViSPADT assessments in accordance with the Continuum of Care's Coordinated Assessment System. The City created a HOPE team through the Fort Worth Police Department. This team of officers - police and fire - is assigned to an area where emergency shelters and unsheltered homelessness is currently concentrated. The HOPE team can treat medical needs of unsheltered folks. The HOPE team works with street outreach teams to connect people to services and housing.

The City used ESG-CV2 funds to expand capacity to reach unsheltered through funding Day Resource Center and True Worth Place for outreach. This increased capacity will allow the system to improve outreach to unsheltered as well as boost housing outcomes.

Addressing the emergency shelter and transitional housing needs of homeless persons

In order to better serve the unsheltered population, the City of Fort Worth ("City") - through its Directions Home unit - is funding 200 cold weather emergency shelter overflow beds.

The City provides ESG Funding for emergency shelters and homeless service agencies to maintain the core safety net. Agencies receiving ESG funding in the 2021-2022 Action Plan to provide these services include the Presbyterian Night Shelter, Safe Haven of Tarrant County, and True Worth Place (day shelter).

Through ESG-CV2, the City was able to support emergency shelter operations with additional funds for Presbyterian Night Shelter of Tarrant County and True Worth Place.

Through CDBG funding, the City funds case management at Presbyterian Night Shelter as a resource to quickly connect clients with housing.

Helping low-income individuals and families avoid becoming homeless, especially extremely low-income individuals and families and those who are: likely to become homeless after being discharged from publicly funded institutions and systems of care (such as health care facilities, mental health facilities, foster care and other youth facilities, and corrections programs and institutions); and, receiving assistance from public or private agencies that address housing, health, social services, employment, education, or youth needs

It is a City goal that any sub-recipient receiving federal funds to benefit homeless persons and persons at risk of homelessness will not discharge any person without conducting a risk assessment and making appropriate referrals to other community resources.

The CoC encourages homeless service agencies and other organizations which serve homeless and at-risk populations to develop and implement discharge plans that comply with the following general guidelines:

- Clients exiting a shelter and/or transitional housing program should be exited to stable housing, meaning to a decent, safe, and sanitary place meant for human habitation with a rent or mortgage that is affordable for the client at the time of exit.
- For clients exiting the shelter and/or program due to program non-compliance, agency staff should make every effort to ensure that the client is not discharged into homelessness; documentation of efforts must be maintained in the HMIS system on a HUD Exit Assessment form or equivalent.
- For clients receiving financial assistance prior to exit, agency staff should complete an assessment based on currently available income data. The purpose of this assessment is to determine whether stable housing will be maintained as a result of an income-producing job and/or other consistent financial resources. Fort Worth's HUD-funded homeless programs make every effort to comply with the above guidelines.

With regular ESG funding, the City of Fort Worth provides funding for homelessness prevention through The Salvation Army. There is a preference for serving formerly homeless households. This is a best practice acknowledging the only predictor of homelessness is a prior episode of homelessness.

In order to prevent eviction due to COVID, the City used ESG-CV1 to fund several agencies offering

emergency rental assistance: Housing Channel, Center for Transforming Lives, Family Pathfinders of Tarrant County, Tarrant County Samaritan Housing, Inc. and The Salvation Army.

Through ESG-CV2, the City funded Cornerstone Assistance Network and Safe Haven of Tarrant County for homeless prevention.

Helping homeless persons (especially chronically homeless individuals and families, families with children, veterans and their families, and unaccompanied youth) make the transition to permanent housing and independent living, including shortening the period of time that individuals and families experience homelessness, facilitating access for homeless individuals and families to affordable housing units, and preventing individuals and families who were recently homeless from becoming homeless again

Chronically homeless

The City is committed to reducing chronic homelessness. The City was able to use \$9.3 million of Coronavirus Relief Funds to facilitate the purchase of a hotel which was then converted into 119 units of permanent supportive housing for people with COVID-vulnerabilities. The City was also allocated funding from the HOME-American Rescue Plan (ARP) grant. The primary proposed use of funding is to develop up to 125 Permanent Supportive Housing (PSH) units to serve chronically homeless individuals.

Through its Directions Home program, the City funds case management for 225 permanent supportive housing clients.

Families

The City funded a specific family rapid exit program which was very successful in quickly placing families in housing. This year, there is a general rapid exit program and families are eligible. Because many families exit homelessness through rapid rehousing, the substantial new funding for rapid rehousing programs will continue to assist families exit homelessness quickly.

All the City's ESG-CV1 funds were used to fund rapid rehousing programs at Presbyterian Night Shelter of Tarrant County Inc. and Center for Transforming Lives. In addition, Center for Transforming Lives received regular ESG funding for rapid rehousing.

For ESG-CV2, the City funded rapid rehousing programs at four agencies: Presbyterian Night Shelter, The Salvation Army, Safe Haven of Tarrant County, and Center for Transforming Lives.

Veterans

Our system received additional Support Services for Veterans Families funds due to COVID. Previously, the City created a fund specifically for veterans in conjunction with a community wide 100 day challenge to house veterans.

Unaccompanied Youth

The City's Directions Home unit oversees a grant specifically for youth ages 18-24 from Texas Department of Housing and Community Affairs. This grant is used for rapid rehousing homeless youth. Previously, the City created a fund specifically for youth in conjunction with a community wide 100 day challenge to house youth.

The City also provides general fund dollars for administration of the Continuum of Care by Tarrant County Homeless Coalition (HUD lead agency), which works to improve coordination and planning in the local homeless service system.

The City provides matching funds for navigators to help clients quickly locate units. Directions Home funds the Direct Client Service Fund that assists individuals with deposit, administrative fees, and rent to quickly housed individuals that have income and need assistance to obtain housing.

CR-30 - Public Housing 91.220(h); 91.320(j)

Actions taken to address the needs of public housing

The City will continue to provide certifications of consistency with the Consolidated Plan for Fort Worth Housing Solutions projects and proposals and will continue to support FWHS efforts to obtain funds to expand affordable housing options. In recent years, FWHS has converted the majority of its public housing units to units dispersed throughout Fort Worth under the U.S. Department of Housing and Urban Development's (HUD) Rental Assistance Demonstration program.

Additionally, the City of Fort Worth continues to support FWHS revitalization efforts proposed for the Stop Six Choice Neighborhood Transformation Plan, which includes the former J.A. Cavile Place public housing site, as well as planning efforts regarding redevelopment of the former Butler Place public housing community. Participation in these projects supports the financial stability of FWHS and provides assisted housing residents with more options and opportunities to locate affordable rental units in what is currently a highly competitive rental market.

Actions taken to encourage public housing residents to become more involved in management and participate in homeownership

The City works closely with FWHS to provide homeownership programs for FWHS housing clients. Fort Worth's Neighborhood Services Department offers FWHS residents assistance through the Homebuyer Assistance Program as well as homeownership counseling.

Actions taken to provide assistance to troubled PHAs

Fort Worth Housing Solutions is not designated as troubled; therefore, this section does not apply.

CR-35 - Other Actions 91.220(j)-(k); 91.320(i)-(j)

Actions taken to remove or ameliorate the negative effects of public policies that serve as barriers to affordable housing such as land use controls, tax policies affecting land, zoning ordinances, building codes, fees and charges, growth limitations, and policies affecting the return on residential investment. 91.220 (j); 91.320 (i)

Fort Worth maintains its commitment to preserve and maintain the existing stock of affordable housing. In addition, the City is committed to increasing the stock of affordable housing. A review of federal regulations and requirements and local building codes did not reveal any obvious issues that would discourage the development of affordable housing. There appears to be no significant barriers to affordable housing with regard to public policy. However, because of rising construction costs, the ability to finance developments that would serve families with incomes of less than 80 percent of AMI is becoming increasingly difficult, which continues to be a challenge currently. Most of these projects require assistance either through federal funds or low income housing tax credits, and the competition for these dollars is becoming more competitive. In addition, the lack of efficient public transportation throughout the city limits the ability to develop affordable housing in all areas of the city without also increasing barriers to employment opportunities for protected classes.

In accordance with commitments made in its Consolidated Plan, the City of Fort Worth continues to implement measures to make housing more affordable and minimize any cost-increasing effects of regulatory policies through maintaining local Neighborhood Empowerment Zones as authorized by Texas state law where incentives including tax abatement and development fee waivers can be offered to developers to promote affordable housing and economic development.

The City Council has adopted an amendment to its incentive policy to require that all developments that contain rental housing have at least 20% affordable units, or the developer can pay \$200 per year for each affordable unit not developed. The City plans to use the funds generated to develop mixed income housing in areas in need of affordable units. This policy affects projects that do not contain federal funds; for federally assisted projects, the City will continue to follow federal regulations.

City staff participated in numerous housing fairs and forums to provide information to the community.

The City also seeks additional funding sources for housing rehabilitation through the state Weatherization Assistance Program, the HUD Lead Hazard Reduction Demonstration Grant Program, and the Low-Income Housing Tax Credit Program.

Actions taken to address obstacles to meeting underserved needs. 91.220(k); 91.320(j)

The primary obstacle to meeting underserved needs is limited federal and local funding. The needs of the community are greater than the available local and federal funds. This challenge is growing as the City grows in population and market forces decrease the availability of affordable housing units. The City has developed partnerships and will continue to seek partnerships with developers in order to apply for more tax credit applications and other grants. The City required sub-recipients of grant funds to leverage funds from other funding sources for their eligible projects and programs in order to help the federal dollars touch

more projects. The City continued to fund the Resource Center on Independent Living (REACH Project Ramp) program which provides ramps and grab bars to low- and moderate-income residents. The City has also utilized its Community Action Partners (CAP) to further reach and inform target populations of all services provided through Federal and State funding. In addition, the City required projects that received residential accessibility concerns through its Reasonable Accommodation Ordinance, which lays out specific procedures by which disabled persons can request reasonable accommodation when seeking land use or development permits.

Actions taken to reduce lead-based paint hazards. 91.220(k); 91.320(j)

In 2020, Fort Worth was awarded a fourth Lead Hazard Reduction Grant from the Office of Healthy Homes and Lead Hazard Control (OHHLHC) in the amount of \$4,700,000.00 of lead hazard control funds. The purpose of the grant is to identify and control lead-based paint hazards in eligible privately owned and rental housing. The award will be matched with \$750,000.00 in CDBG funds. The resulting Lead Safe Program (LSP) focuses on prevention and reduction of childhood lead poisoning for low-income families with children under six years of age, living in pre-1978 housing. The City has integrated the LSP into all of its housing rehabilitation activities. The program has set goals to clear lead hazards from 215 housing units (45 units per year). The program as set a goal of 230 inspections of housing units to determine the presence of lead-based paint hazards per year of the grant.

Actions taken to reduce the number of poverty-level families. 91.220(k); 91.320(j)

The City focused efforts to address poverty by supporting employment, transportation, and training programs to improve the academic, basic, and technical skills of low-income persons so that they can find jobs or improve their earning capacity, such as the programs operated by Goodwill, Ladder Alliance, and Women's Center, Fort Worth Public Library, the Fort Worth Transportation Authority and various non-profit organizations.

Throughout the Community Services Division of Neighborhood Services, the City provided emergency utility assistance to income-eligible families in financial stress and referred qualifying families for Weatherization repairs on their homes to increase energy efficiency. The City used HUD grant funds to provide urgently needed home repairs such as water heater replacement, plumbing, or gas leak repair, and HVAC repair; and assisted with exterior paint on homes of the elderly, very low-income homeowners. Home repair services were provided by the City through construction contractors or through non-profit housing organizations.

Actions taken to develop institutional structure. 91.220(k); 91.320(j)

The Neighborhood Services Department administered grant-based programs aimed at strengthening Fort Worth neighborhoods through community development, affordable housing, and human capital development programs and projects. The City's Housing Finance Corporation continues to participate in the development of affordable housing by partnering with developers on multi-family projects that create more units of affordable workforce housing throughout the city, particularly in neighborhood revitalization or high opportunity areas. In addition, in 2014, the City adopted a policy in which rental housing developers

seeking tax abatements or incentives must either ensure that 20 percent of the units produced be affordable or, with Council approval, pay \$200 per unit per year for the term of the incentive to a special fund maintained by the City's Housing Finance Corporation. This special fund will be dedicated to the creation of new affordable housing units for low-and moderate-income families.

Certificates of Consistency: During the 2020-2021 reporting period, the City approved the following Certificates of Consistency with the 2018-2022 Consolidated Plan:

- Fort Worth Housing Solutions – 5-Year PHA Plan (12/03/20)

Actions taken to enhance coordination between public and private housing and social service agencies. 91.220(k); 91.320(j)

To enhance coordination between public and private housing and social service agencies, the City provided technical assistance to all public service subrecipients listed in each year's Action Plan projects summary, as well as to CHDOs under contract with the City, and to all existing HOME-funded rental projects throughout their affordability periods. City representatives attend regular meetings of the TCHC and CoC, and worked with the FWHS and affordable housing developers on common projects.

Identify actions taken to overcome the effects of any impediments identified in the jurisdictions analysis of impediments to fair housing choice. 91.520(a)

NSD staff provided support for the City's Race and Culture Task Force Subcommittee geared towards identifying barriers to services offered throughout Fort Worth. The City also contracted with Housing Channel, a Community Housing Development Organization, to help ensure Affirmatively Furthering Fair Housing obligations were met. Housing Channel provided homebuyer education, foreclosure prevention and training, housing and Fair Housing counseling, marketing and training, education and outreach programs, and centralized housing information center. Throughout the year, the City's Human Relations Unit enforced the Fair Housing Ordinance and the Human Relations Commission administered the Fair Housing complaint process. Review of client demographics for the city's housing programs indicates that City programs are effective in conducting outreach to minority populations.

The Fort Worth Race & Culture Task Force provided its final report in November 2018 with twenty-two (22) recommendations addressing disparities identified across six different areas - criminal justice, economic development, education, health, housing, and education. Three recommendations were provided related to housing:

1. Increase the affordable housing supply for extremely low income renters in order to address disparities in cost burden.
2. Update the City Homebuyer Assistance Program to increase its ability to assist minority homebuyers and increase homebuyer education and housing counseling activities.
3. Increase community outreach efforts to residents making them aware of available Community Assistance Programs (CAP) managed by the City of Fort Worth, including presentations to

neighborhood associations, comprehensive neighborhood-based workshops, and creating a centralized database.

CR-40 - Monitoring 91.220 and 91.230

Describe the standards and procedures used to monitor activities carried out in furtherance of the plan and used to ensure long-term compliance with requirements of the programs involved, including minority business outreach and the comprehensive planning requirements

During the reporting period, no follow-up or on-site monitoring visits were conducted for public service subrecipients receiving CDBG, ESG, and HOPWA funds. Monthly desk reviews of performance and financial reports were conducted. All regulatory requirements were reviewed including income eligibility, administrative and financial requirements, rents, and Fair Housing compliance. Housing Property Standards inspections were made at all 34 Homebuyer Assistance and all HOME rental housing locations. Davis-Bacon on-site interviews of construction workers were not conducted during the review period, primarily due to COVID-19 restrictions. For Minority Business Outreach, the City follows State of Texas and local ordinance requirements to encourage participation in HUD Grant funded projects by publicizing bid opportunities electronically and by promoting MBE participation through its Business Assistance Center (BAC). Comprehensive Planning Requirements: All HUD funded projects must meet city planning and zoning ordinance requirements in addition to federal standards, and no project is completed without getting appropriate local planning or building official approval.

Citizen Participation Plan 91.105(d); 91.115(d)

Describe the efforts to provide citizens with reasonable notice and an opportunity to comment on performance reports.

A formal Citizen Participation Plan outlines how citizens provide their input on how federal funds are used for each year's CAPER. The Citizen Participation Plan is available on the City of Fort Worth NSD website at <http://www.fortworthtexas.gov/departments/neighborhoods/services/grants>. Citizens are able to provide their input at public meetings, public hearings, and during the public comment period. The city provides notice to the public regarding the meeting and hearings through publication in the newspapers. In addition, all public meetings are also posted on the city's website. The following opportunities for public comment were provided for this CAPER.

- Public Hearing regarding the Draft 2020-2021 Consolidated Annual Performance and Evaluation Report (CAPER) of CDBG, HOME, ESG and HOPWA funds: December 8, 2021.
- Publication of Public Notice regarding the 15-day Public Comment Period on CAPER held from December 1, 2021 through December 15, 2021, including listing of all projects and programs performance:
 - *Fort Worth Star-Telegram*: December 1, 2021
 - *La Vida News – The Black Voice*: December 2, 2021 through December 8, 2021
 - *Cleburne Times-Review*: November 27, 2021
 - *Weatherford Democrat*: November 27, 2021
 - *Glen Rose Reporter*: December 3, 2021
 - *Wise County Messenger*: November 28, 2021

- Hard copies of plans were delivered to two (2) City libraries - East Regional, Southwest Regional- and seven (7) community centers - Andrew "Doc" Session, Como, Martin Luther King Jr., Northside, North Tri-Ethnic, Southside, and Worth Heights on December 1, 2021.
 - The 2020-2021 CAPER is available on the City website at <http://www.fortworthtexas.gov/departments/neighborhoods/services/grants>.
 - NextDoor website
- Copies of public notices and relevant materials are attached to this document.

CR-45 - CDBG 91.520(c)

Specify the nature of, and reasons for, any changes in the jurisdiction's program objectives and indications of how the jurisdiction would change its programs as a result of its experiences.

During this reporting period, no Substantial Amendments were made.

Does this Jurisdiction have any open Brownfields Economic Development Initiative (BEDI) grants?

No

[BEDI grantees] Describe accomplishments and program outcomes during the last year.

CR-50 - HOME 91.520(d)

Include the results of on-site inspections of affordable rental housing assisted under the program to determine compliance with housing codes and other applicable regulations

Please list those projects that should have been inspected on-site this program year based upon the schedule in §92.504(d). Indicate which of these were inspected and a summary of issues that were detected during the inspection. For those that were not inspected, please indicate the reason and how you will remedy the situation.

During the 2020-2021 program year, no HOME property inspections were conducted due to COVID-19 restrictions and protocols. The 2019-2020 HOME Property Inspection Report is attached as an uploaded file in this section. It includes a total of twenty-one (21) properties inspected during the previous program year.

	2019- 2020 HOME Property Inspection Report					
	Site	Address	# of HOME Assisted	# of Units Inspected	Source	Comments
1	Beaty Street Apartments	5500 Beaty St	21	5	HOME	5 units failed initial inspection; passed on re-inspection
2	Broadmoor Apartments	2900 Broadmoor	7	4	HOME	all units in compliance
3	Candletree Apartments	7425 S Hulen	11	4	HOME	all units in compliance
4	Columbia at Renaissance	3801 W. G. Daniels	9	4	HOME	all units in compliance
5	Hanratty Place Apartments	800 S. Jennings	11	4	HOME	all units in compliance
6	Harmon Villas	9300 Harmon Rd	3	3	HOME	all units in compliance
7	Hometown @ Matador Ranch	8500 Crowley Rd	10	4	HOME	all units in compliance
8	Hunter Plaza Apartments	605 W 1th St	14	5	HOME	all units in compliance
9	Landings at Marine Creek	4250 old Decatur Rd	10	4	HOME	all units in compliance
10	Lincoln Terrace/ Villas on the Hill	4700 Home St	4	4	HOME	all units in compliance
11	Pavilion @ Samuels	1120 Samuel Ave	4	4	HOME	all units in compliance
12	Pinnacle Place/Lancaster	250 W Lancaster	11	4	HOME	all units in compliance
13	Reserve at Quebec	6655 Calgary Ln	25	6	HOME	all units in compliance
14	Valley @ Cobb Park (Pilgrim Valley)	1704 Roberts	5	4	HOME	all units in compliance
15	Gardens @ Cobb Park (Prince Hall)	1800 Roberts	6	6	HOME	all units in compliance (1 with noted comments)
16	Race St Lofts	2901 Race St	19	6	HOME	all units in compliance
17	Silversage @ Western Center	1900 Western Center	4	4	HOME	all units in compliance(3 with comments)
18	Terrell Homes	Scattered Sites; office- 1220 E Vickery	5	5	HOME	all units in compliance (with noted comments on all units)
19	VOA Tremont	8017 Calmont	18	6	HOME	all units in compliance
20	Willow Bend Creek	3637 Williams Rd.	1	1	HOME	all units in compliance
21	Woodmont Apartments	1029 Oak Grove Rd	14	5	HOME	all units in compliance (4 with comments)

2019-2020 HOME Property Inspection Report

Provide an assessment of the jurisdiction's affirmative marketing actions for HOME units. 92.351(b)

For the 2019-2020 program year, 447 tenants in 232 HOME assisted units in the portfolio of 21 affordable housing projects that had previously received City development assistance were 58% African-American, 16% Hispanic, and 32% White. Household income data showed that 25% of renters had household at or below 30% AMI, 42% at or below 50% AMI, 19% at or below 60% AMI, and none greater than 80% AMI. These results indicate that the affirmative marketing actions by City HOME projects and programs are effective in serving Fort Worth's diverse population.

Refer to IDIS reports to describe the amount and use of program income for projects, including the number of projects and owner and tenant characteristics

A total of \$75,000 in HOME Program Income was spent during the program year on assisting first-time homebuyers through the City Homebuyer Assistance Program. 85% of homebuyers had household incomes at or below 60% of area median income.

Describe other actions taken to foster and maintain affordable housing. 91.220(k) (STATES ONLY: Including the coordination of LIHTC with the development of affordable housing). 91.320(j)

To foster and maintain existing affordable housing, the City actively partners with Fort Worth Housing Solutions and local housing non-profits on projects to increase the Housing Authority's portfolio of affordable and mixed income developments. The City also seeks additional funding sources for housing rehabilitation and housing development through the HUD Lead Hazard Reduction Program and the Low Income Housing Tax Credit Program. In addition, the City sells tax foreclosed properties to CHDOs and to Habitat for Humanity for the lesser of 20% of Tarrant Appraisal District value or the Constable deed value (as authorized by state law) to promote the development of affordable housing.

CR-55 - HOPWA 91.520(e)

Identify the number of individuals assisted and the types of assistance provided

Table for report on the one-year goals for the number of households provided housing through the use of HOPWA activities for: short-term rent, mortgage, and utility assistance payments to prevent homelessness of the individual or family; tenant-based rental assistance; and units provided in housing facilities developed, leased, or operated with HOPWA funds.

Number of Households Served Through:	One-year Goal	Actual
Short-term rent, mortgage, and utility assistance to prevent homelessness of the individual or family	125	99
Tenant-based rental assistance	69	74
Units provided in permanent housing facilities developed, leased, or operated with HOPWA funds	60	63
Units provided in transitional short-term housing facilities developed, leased, or operated with HOPWA funds	0	0

Table 13 – HOPWA Number of Households Served

Narrative

The City contracts with two sponsors to provide HOPWA services. AIDS Outreach Center (AOC) implements a Short-Term Rent, Mortgage, and Utility Assistance program (STRMU) for persons with AIDS that are at risk of homelessness. All clients receiving STRMU are also provided with case management and other supportive services such as meals/nutritional services, mental health services, and transportation.

The second HOPWA project sponsor is Tarrant County Samaritan Housing, Inc. This agency receives HOPWA funds for Supportive Services and for Facility Based Housing Assistance. The agency operates a 60-unit Single Room Occupancy facility for homeless or at-risk persons with HIV/AIDS, and also operates a LIHTC apartment complex on behalf of households with HIV positive family members, as well as administering a variety of Tenant-Based Rental Assistance programs funded from sources other than the City of Fort Worth. All clients in city-assisted housing are provided with HOPWA funded supportive services, including personal assistance, housing counseling, case management, employment assistance and training, life skills management, meals/nutritional services, and transportation. The Facility based housing subsidy program assisted 63 persons and supportive services were provided to 110 persons across all agency programs during the program year.

CR-60 - ESG 91.520(g) (ESG Recipients only)

ESG Supplement to the CAPER in *e-snaps*

For Paperwork Reduction Act

1. Recipient Information—All Recipients Complete

Basic Grant Information

Recipient Name	FORT WORTH
Organizational DUNS Number	073170458
EIN/TIN Number	756000528
Identify the Field Office	FT WORTH
Identify CoC(s) in which the recipient or subrecipient(s) will provide ESG assistance	

ESG Contact Name

Prefix	Mrs.
First Name	Barbara
Middle Name	
Last Name	Asbury
Title	Compliance and Planning Manager, Neighborhood Services Department

ESG Contact Address

Street Address 1	200 Texas Street
City	Fort Worth
State	TX
ZIP Code	76102
Phone Number	817-392-7331
Fax Number	817-392-7328
Email Address	Barbara.Asbury@fortworthtexas.gov

ESG Secondary Contact

Prefix	Mr
First Name	Victor
Last Name	Turner
Title	Director, Neighborhood Services Department
Phone Number	817-392-8187
Email Address	Victor.Turner@fortworthtexas.gov

2. Reporting Period—All Recipients Complete

Program Year Start Date	10/01/2020
Program Year End Date	09/30/2021

3a. Subrecipient Form – Complete one form for each subrecipient

Subrecipient or Contractor Name

City

State

Zip Code

DUNS Number

Is subrecipient a victim services provider

Subrecipient Organization Type

ESG Subgrant or Contract Award Amount

CR-65 - Persons Assisted

4. Persons Served

4a. Complete for Homelessness Prevention Activities

Number of Persons in Households	Total
Adults	
Children	
Don't Know/Refused/Other	
Missing Information	
Total	

Table 16 – Household Information for Homeless Prevention Activities

4b. Complete for Rapid Re-Housing Activities

Number of Persons in Households	Total
Adults	
Children	
Don't Know/Refused/Other	
Missing Information	
Total	

Table 17 – Household Information for Rapid Re-Housing Activities

4c. Complete for Shelter

Number of Persons in Households	Total
Adults	
Children	
Don't Know/Refused/Other	
Missing Information	
Total	

Table 18 – Shelter Information

4d. Street Outreach

Number of Persons in Households	Total
Adults	
Children	
Don't Know/Refused/Other	
Missing Information	
Total	

Table 19 – Household Information for Street Outreach

4e. Totals for all Persons Served with ESG

Number of Persons in Households	Total
Adults	
Children	
Don't Know/Refused/Other	
Missing Information	
Total	

Table 20 – Household Information for Persons Served with ESG

5. Gender—Complete for All Activities

	Total
Male	
Female	
Transgender	
Don't Know/Refused/Other	
Missing Information	
Total	

Table 21 – Gender Information

6. Age—Complete for All Activities

	Total
Under 18	
18-24	
25 and over	
Don't Know/Refused/Other	
Missing Information	
Total	

Table 22 – Age Information

7. Special Populations Served—Complete for All Activities

Number of Persons in Households

Subpopulation	Total	Total Persons Served – Prevention	Total Persons Served – RRH	Total Persons Served in Emergency Shelters
Veterans				
Victims of Domestic Violence				
Elderly				
HIV/AIDS				
Chronically Homeless				
Persons with Disabilities:				
Severely Mentally Ill				
Chronic Substance Abuse				
Other Disability				
Total (unduplicated if possible)				

Table 23 – Special Population Served

CR-70 – ESG 91.520(g) - Assistance Provided and Outcomes

10. Shelter Utilization

Number of New Units – Rehabbed	
Number of New Units – Conversion	
Total Number of bed - nights available	
Total Number of bed - nights provided	
Capacity Utilization	

Table 24 – Shelter Capacity

11. Project Outcomes Data measured under the performance standards developed in consultation with the CoC(s)

CR-75 – Expenditures

11. Expenditures

11a. ESG Expenditures for Homelessness Prevention

	Dollar Amount of Expenditures in Program Year		
	2018	2019	2020
Expenditures for Rental Assistance			
Expenditures for Housing Relocation and Stabilization Services - Financial Assistance			
Expenditures for Housing Relocation & Stabilization Services - Services			
Expenditures for Homeless Prevention under Emergency Shelter Grants Program			
Subtotal Homelessness Prevention			

Table 25 – ESG Expenditures for Homelessness Prevention

11b. ESG Expenditures for Rapid Re-Housing

	Dollar Amount of Expenditures in Program Year		
	2018	2019	2020
Expenditures for Rental Assistance			
Expenditures for Housing Relocation and Stabilization Services - Financial Assistance			
Expenditures for Housing Relocation & Stabilization Services - Services			
Expenditures for Homeless Assistance under Emergency Shelter Grants Program			
Subtotal Rapid Re-Housing			

Table 26 – ESG Expenditures for Rapid Re-Housing

11c. ESG Expenditures for Emergency Shelter

	Dollar Amount of Expenditures in Program Year		
	2018	2019	2020
Essential Services			
Operations			
Renovation			
Major Rehab			
Conversion			
Subtotal			

Table 27 – ESG Expenditures for Emergency Shelter

11d. Other Grant Expenditures

	Dollar Amount of Expenditures in Program Year		
	2018	2019	2020
Street Outreach			
HMIS			
Administration			

Table 28 - Other Grant Expenditures**11e. Total ESG Grant Funds**

Total ESG Funds Expended	2018	2019	2020

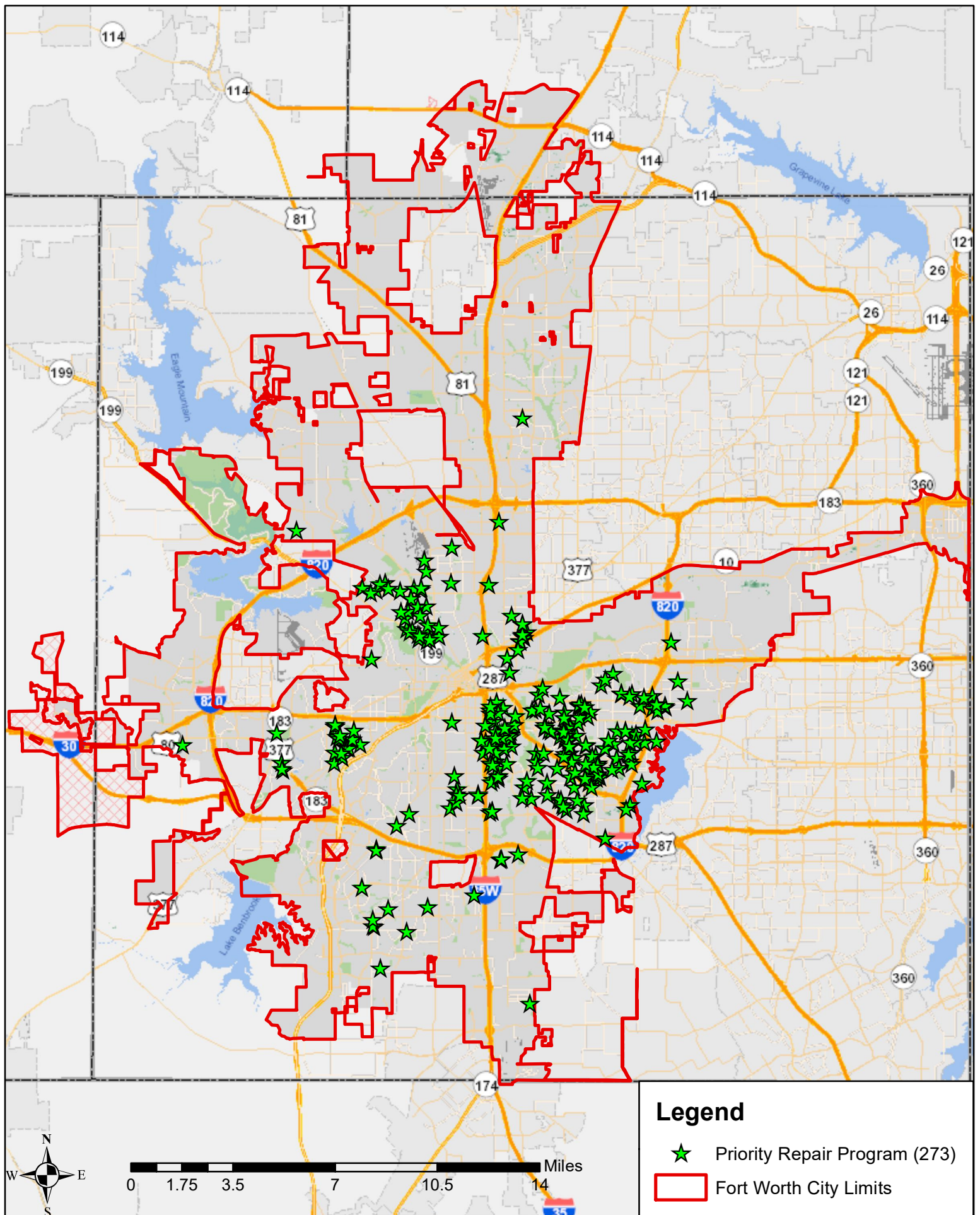
Table 29 - Total ESG Funds Expended**11f. Match Source**

	2018	2019	2020
Other Non-ESG HUD Funds			
Other Federal Funds			
State Government			
Local Government			
Private Funds			
Other			
Fees			
Program Income			
Total Match Amount			

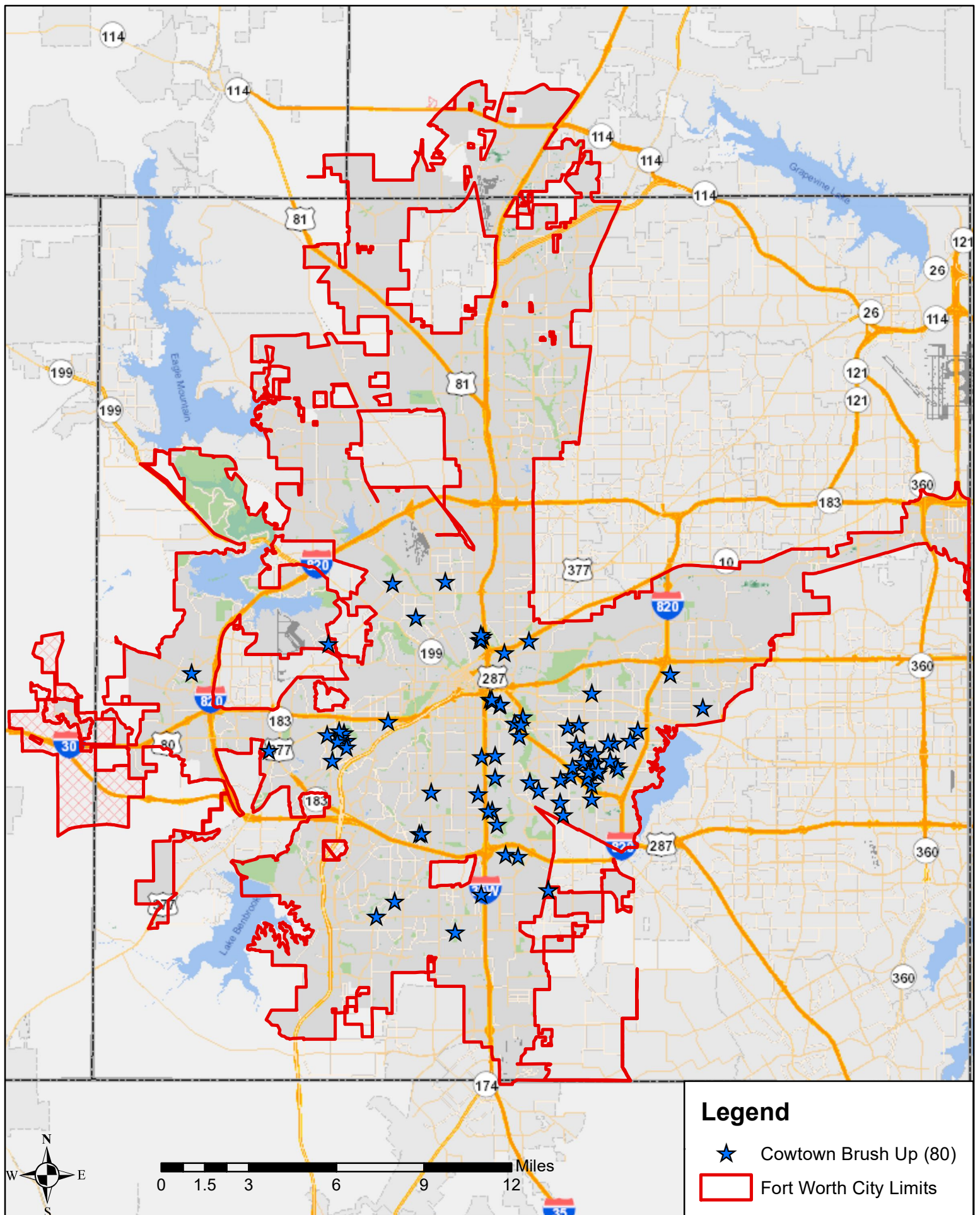
Table 30 - Other Funds Expended on Eligible ESG Activities**11g. Total**

Total Amount of Funds Expended on ESG Activities	2018	2019	2020

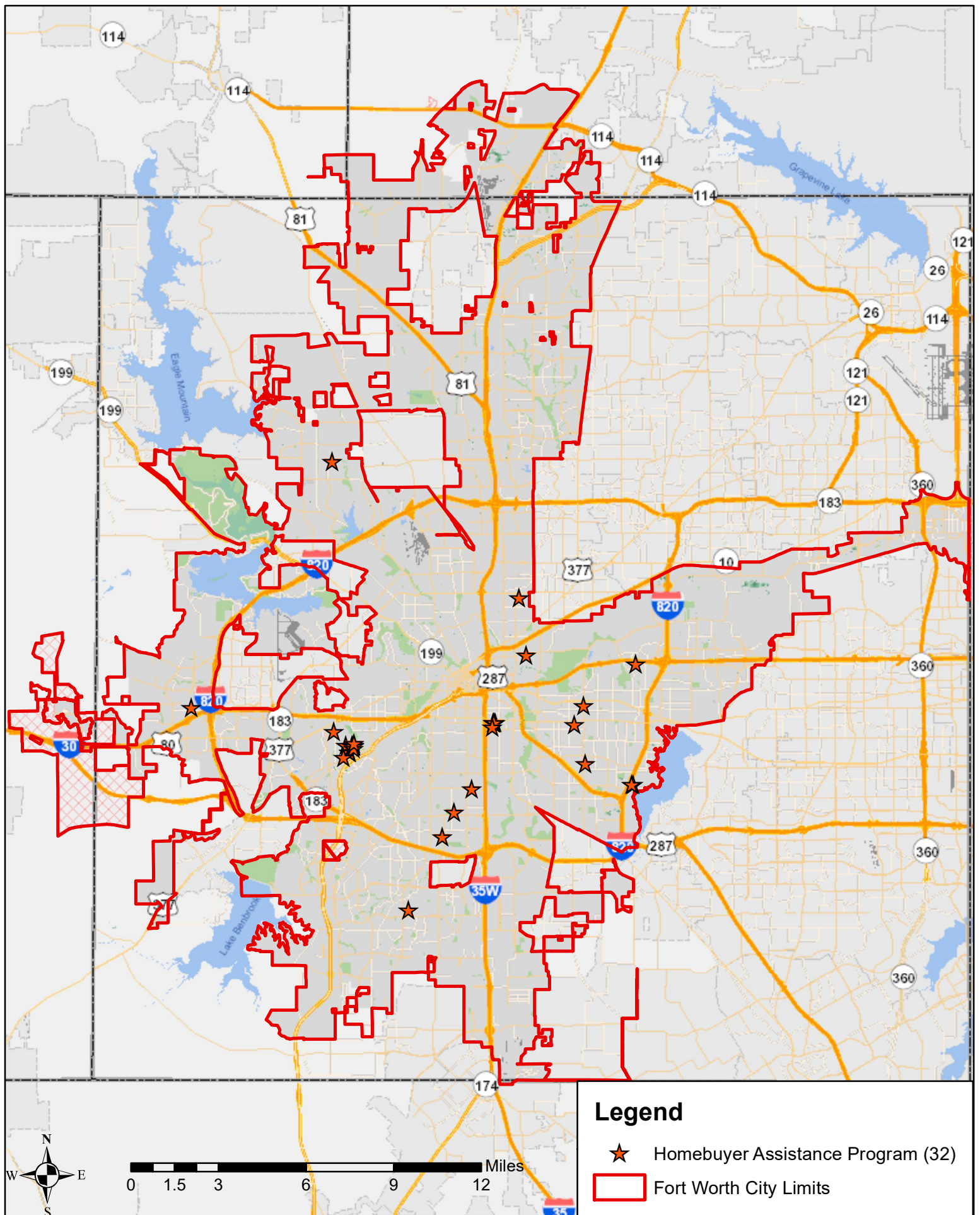
Table 31 - Total Amount of Funds Expended on ESG Activities



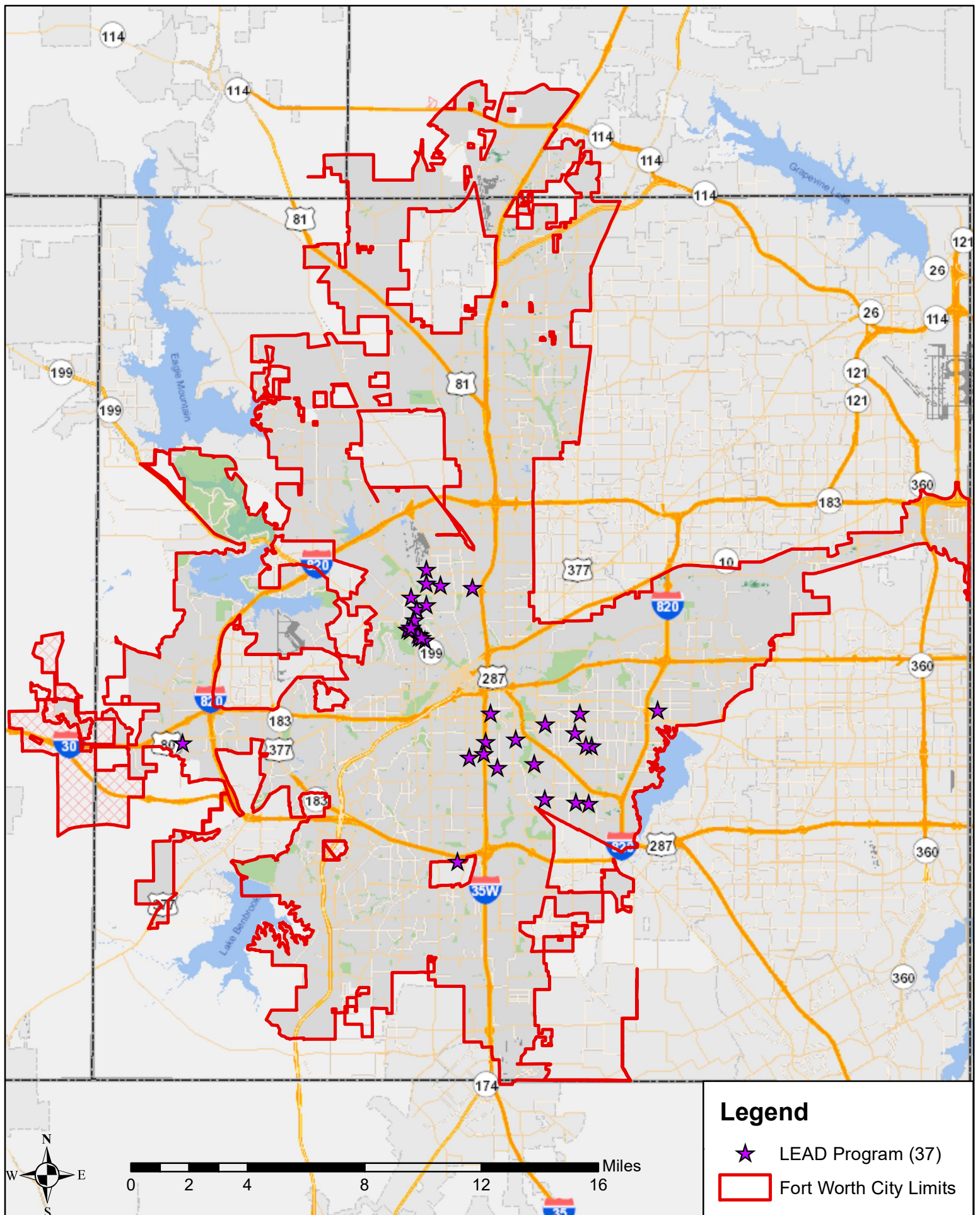
2020-2021 PRP Homes by Council District



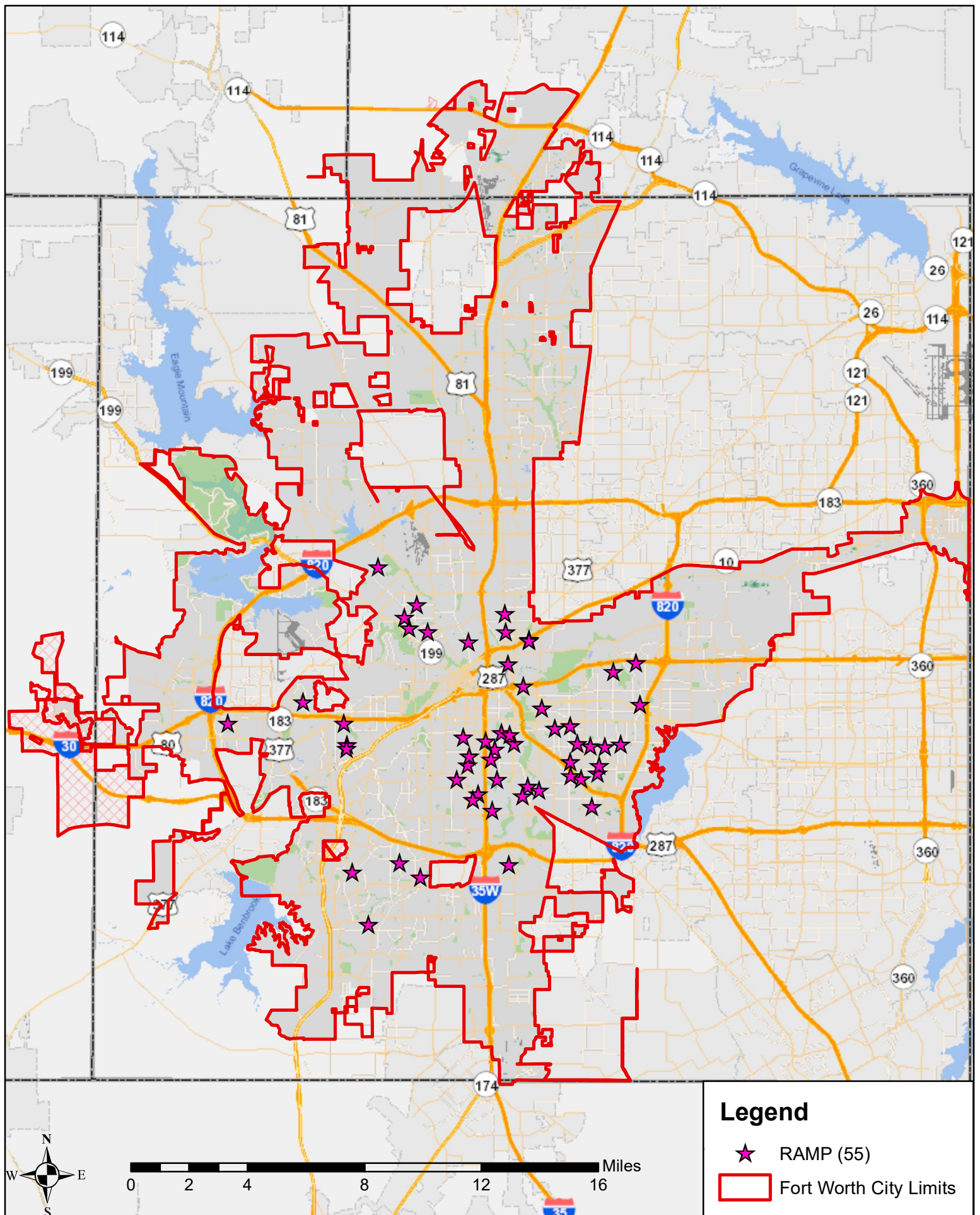
2020-2021 CTBU Homes by Council District



2020-2021 HAP Homes by Council District



2020-2021 LEAD Homes by Council District



2020-2021 RAMP Homes by Council District



U.S. Department of Housing and Urban Development
Office of Community Planning and Development
Integrated Disbursement and Information System
CDBG Activity Summary Report (GPR) for Program Year 2020
FORT WORTH

Date: 30-Nov-2021
Time: 13:39
Page: 1

PGM Year: 2012
Project: 0046 - 12-13 HFC Airporter
IDIS Activity: 7004 - HFC Airporter New MF 904 E. Weatherford St.

Status: Canceled 3/25/2021 11:15:45 AM
Location: 904 E Weatherford St Fort Worth, TX 76102-3270

Objective: Provide decent affordable housing
Outcome: Availability/accessibility
Matrix Code: Acquisition of Real Property (01)

National Objective: LMH

Activity to prevent, prepare for, and respond to Coronavirus: No

Initial Funding Date: 07/19/2016

Description:

The Fort Worth Housing Corporation has requested a loan in the amount of \$2,200,000 of the Community Development Block Grant (CDBG) funds for a portion of the costs to acquire the land for a mixed income multifamily rental development to be located at 904 E. Weatherford Street.

The development will consist of approximately 219 units, 55 percent of which will be affordable and available for rent to households earning at or below 80 percent of Area Median Income.

Fifteen of the affordable units will be permanent supportive housing units available to low and very low-income tenants.

Financing

	Fund Type	Grant Year	Grant	Funded Amount	Drawn In Program Year	Drawn Thru Program Year
CDBG	EN	Pre-2015		\$1,654,728.74	\$0.00	\$0.00
		2013	B13MC480010		\$0.00	\$949,297.54
		2014	B14MC480010		\$0.00	\$705,431.20
		2015	B15MC480010	\$499,574.06	\$0.00	\$499,574.06
Total	Total			\$2,154,302.80	\$0.00	\$2,154,302.80

Proposed Accomplishments

Housing Units : 219

Actual Accomplishments

Number assisted:

	Owner		Renter		Total		Person	
	Total	Hispanic	Total	Hispanic	Total	Hispanic	Total	Hispanic
White:	0	0	0	0	0	0		0
Black/African American:	0	0	0	0	0	0	0	0
Asian:	0	0	0	0	0	0	0	0
American Indian/Alaskan Native:	0	0	0	0	0	0	0	0
Native Hawaiian/Other Pacific Islander:	0	0	0	0	0	0	0	0
American Indian/Alaskan Native & White:	0	0	0	0	0	0	0	0
Asian White:	0	0	0	0	0	0	0	0



U.S. Department of Housing and Urban Development
Office of Community Planning and Development
Integrated Disbursement and Information System
CDBG Activity Summary Report (GPR) for Program Year 2020
FORT WORTH

Date: 30-Nov-2021
Time: 13:39
Page: 2

Black/African American & White:	0	0	0	0	0	0	0	0
American Indian/Alaskan Native & Black/African American:	0	0	0	0	0	0	0	0
Other multi-racial:	0	0	0	0	0	0	0	0
Asian/Pacific Islander:	0	0	0	0	0	0	0	0
Hispanic:	0	0	0	0	0	0	0	0
Total:	0	0	0	0	0	0	0	0

Female-headed Households:	0	0	0
---------------------------	---	---	---

Income Category:

	Owner	Renter	Total	Person
Extremely Low	0	0	0	0
Low Mod	0	0	0	0
Moderate	0	0	0	0
Non Low Moderate	0	0	0	0
Total	0	0	0	0
Percent Low/Mod				

Annual Accomplishments

Years	Accomplishment Narrative	# Benefitting
2015	Contract executed; CDBG funds spent on land acquisition; MOU terms approved by HFC and FWHS Boards; HUD 221(d)4 loan application in progress, additional equity investors solicited; construction anticipated to begin mid-April 2018	
2016	The City and HFC are canceling this project. An appraisal will be needed, as well as FWHFC Board Approval, to determine the sales price and authorize the sale to a developer. The funds will be paid back upon sale of this property. This will all likely happen over the next 6 months to a year.	
2017	Appraisal was completed on the property in June 2018. Currently, City is looking for a developer willing to develop the property for market rate or affordable housing. It is expected that property will be sold by Sept. 30, 2019.	
2019	Cancelled. Proceeds from sale of property to be used for other CDBG eligilbe activities.	



U.S. Department of Housing and Urban Development
Office of Community Planning and Development
Integrated Disbursement and Information System
CDBG Activity Summary Report (GPR) for Program Year 2020
FORT WORTH

Date: 30-Nov-2021
Time: 13:39
Page: 3

PGM Year:	2010		
Project:	0003 - 10-11 PUBLIC FACILITIES & INFRASTRUCTURE		
IDIS Activity:	7013 - North Tri-Ethnic Community Center ADA Improvements {G00057-A01951}		
Status:	Completed 8/26/2021 11:38:23 AM	Objective:	Create suitable living environments
Location:	2950 Roosevelt Ave Fort Worth, TX 76106-5446	Outcome:	Availability/accessibility
		Matrix Code:	Neighborhood Facilities (03E)
		National Objective:	LMA

Activity to prevent, prepare for, and respond to Coronavirus: No

Initial Funding Date: 09/06/2016

Description:

CDBG funds will be used to make ADA-compliant accessibility improvements at North Tri-Ethnic Community Center (2950 Roosevelt Ave, 76164), including bathrooms, entry ways, parking lots, and other improvements to benefit elderly and disabled City residents.

Financing

	Fund Type	Grant Year	Grant	Funded Amount	Drawn In Program Year	Drawn Thru Program Year
CDBG	EN	Pre-2015		\$322,266.79	\$0.00	\$0.00
		2014	B14MC480010		\$29,838.28	\$322,266.79
		2015	B15MC480010	\$37,888.23	\$37,888.23	\$37,888.23
		2016	B16MC480010	\$19,152.57	\$19,152.57	\$19,152.57
		2019	B19MC480010	\$136,114.72	\$105,447.82	\$136,114.72
Total	Total			\$515,422.31	\$192,326.90	\$515,422.31

Proposed Accomplishments

Public Facilities : 1

Total Population in Service Area: 5,160

Census Tract Percent Low / Mod: 71.32

Annual Accomplishments

Years	Accomplishment Narrative	# Benefitting
2015	In order to complete the accessibility study and expend these funds, a Letter of Agreement (LOA) must be completed between the Neighborhood Services Department (NSD) and the Property Management Department (PMD). LOA is in draft stages pending necessary organizational approvals as of October 2016.	
2016	The Accessibility Study has been completed on the three community centers and a report was provided on each location on November 17, 2017. To date, \$277.00 has been approved for payment on the project.	
2017	Texas Accessibility Study was completed and plans have been drawn for Worth Heights Community Center and North Tri-Ethnic Community Center. Anticipated completion by Summer 2019.	
2019	As of September 30, 2020, construction is approximately 95% complete. This project should receive a Certificate of Occupancy by the end of 2020.	



U.S. Department of Housing and Urban Development
Office of Community Planning and Development
Integrated Disbursement and Information System
CDBG Activity Summary Report (GPR) for Program Year 2020
FORT WORTH

Date: 30-Nov-2021
Time: 13:39
Page: 4

Years	Accomplishment Narrative	# Benefitting
2020	<p>CDBG funds were used to complete ADA improvements at North Tri-Ethnic Community Center.</p> <p>The scope of work included, but was not limited to creating and/or improving ADA accessibility on both the exterior and interior of the facility, including ADA accessibility and compliance in kitchens, restrooms and breakrooms, providing ramps, upgrading parking lots and curbs, creating accessible routes to the facilities, removing interior barriers, providing powered door openers, and replacing hardware.</p> <p>A total of \$515,422.31 in CDBG funds were spent to complete the scope of work for this project.</p>	



U.S. Department of Housing and Urban Development
Office of Community Planning and Development
Integrated Disbursement and Information System
CDBG Activity Summary Report (GPR) for Program Year 2020
FORT WORTH

Date: 30-Nov-2021
Time: 13:39
Page: 5

PGM Year: 2014
Project: 0029 - Public Facilities--Accessibility Improvements Subst Amend
IDIS Activity: 7046 - Northside Community Center--ADA Improvements {G00057-A01950}

Status: Completed 8/6/2021 7:48:29 PM
Location: 1801 Harrington Ave Fort Worth, TX 76164-8621

Objective: Create suitable living environments
Outcome: Availability/accessibility
Matrix Code: Neighborhood Facilities (03E)

National Objective: LMA

Activity to prevent, prepare for, and respond to Coronavirus: No

Initial Funding Date: 11/22/2016

Description:

CDBG funds will be used to make ADA-compliant accessibility improvements at Northside Community Center (1901 Harrington Avenue, 76164), including bathrooms, entry ways, parking lots, and other improvements to benefit elderly and disabled City residents.

Financing

	Fund Type	Grant Year	Grant	Funded Amount	Drawn In Program Year	Drawn Thru Program Year
CDBG	EN	Pre-2015		\$240,759.23	\$0.00	\$0.00
		2014	B14MC480010		\$50,565.43	\$240,759.23
		2016	B16MC480010	\$6,449.46	\$0.00	\$6,449.46
Total	Total			\$247,208.69	\$50,565.43	\$247,208.69

Proposed Accomplishments

Public Facilities : 1
Total Population in Service Area: 800
Census Tract Percent Low / Mod: 55.00

Annual Accomplishments

Years	Accomplishment Narrative	# Benefitting
2016	The Accessibility Study to determine the ADA improvements that are needed on the building has been completed as of November 17, 2017. The next step is to request an environmental review for the location based on the scope of work in the Accessibility Study. It is estimated that construction will begin in late spring 2018. No funds have yet been expended on this project. Estimated completion date of March 31, 2019.	
2017	Texas Accessibility Study was completed and plans have been drawn. Anticipated completion by Summer 2019.	
2019	As of September 30, 2020, approximately 25% of the design work for this project was completed. We anticipate the completion of design work on this project in the spring of 2021.	
2020	CDBG funds were used to create and/or improve ADA accessibility on both the exterior and interior of the facility, including ADA accessibility and compliance in kitchens, restrooms and breakrooms, providing ramps, upgrading parking lots and curbs, creating accessible routes to the facilities, removing interior barriers, providing powered door openers, and replacing hardware.	

A total of \$247,208.69 in CDBG funds were spent to complete this project.



U.S. Department of Housing and Urban Development
Office of Community Planning and Development
Integrated Disbursement and Information System
CDBG Activity Summary Report (GPR) for Program Year 2020
FORT WORTH

Date: 30-Nov-2021
Time: 13:39
Page: 6

PGM Year:	2017				
Project:	0024 - 17-18 CFW Match for Lead Hazard Reduction Demonstration Grant				
IDIS Activity:	7161 - 17-18 Match for Lead Grant {101217-991943}				
Status:	Open	Objective:	Provide decent affordable housing		
Location:	2124 Prospect Ave Fort Worth Fort Worth, TX 76164-8046	Outcome:	Sustainability		
		Matrix Code:	Lead-Based/Lead Hazard Test/Abate (14I)	National Objective:	LMH

Activity to prevent, prepare for, and respond to Coronavirus: No

Initial Funding Date: 01/10/2018

Description:

Funds will be used as the CDBG match portion for the Fiscal Year 2017 Lead Hazard Reduction Demonstration Grant Program to pay for control efforts, rehabilitation, and related activities to carry out eligible expenses under the lead hazard reduction activities for housing units.

Financing

	Fund Type	Grant Year	Grant	Funded Amount	Drawn In Program Year	Drawn Thru Program Year
CDBG	EN	2015	B15MC480010	\$27,234.73	\$0.00	\$27,234.73
		2017	B17MC480010	\$802,394.29	\$258,891.06	\$802,394.29
	PI			\$48,093.96	\$0.00	\$48,093.96
Total	Total			\$877,722.98	\$258,891.06	\$877,722.98

Proposed Accomplishments

Housing Units : 400

Actual Accomplishments

Number assisted:

	Owner		Renter		Total		Person	
	Total	Hispanic	Total	Hispanic	Total	Hispanic	Total	Hispanic
White:	27	25	0	0	27	25	0	0
Black/African American:	37	0	0	0	37	0	0	0
Asian:	0	0	0	0	0	0	0	0
American Indian/Alaskan Native:	0	0	0	0	0	0	0	0
Native Hawaiian/Other Pacific Islander:	2	0	0	0	2	0	0	0
American Indian/Alaskan Native & White:	0	0	0	0	0	0	0	0
Asian White:	0	0	0	0	0	0	0	0
Black/African American & White:	0	0	0	0	0	0	0	0
American Indian/Alaskan Native & Black/African American:	0	0	0	0	0	0	0	0
Other multi-racial:	2	2	0	0	2	2	0	0
Asian/Pacific Islander:	0	0	0	0	0	0	0	0



U.S. Department of Housing and Urban Development
Office of Community Planning and Development
Integrated Disbursement and Information System
CDBG Activity Summary Report (GPR) for Program Year 2020
FORT WORTH

Date: 30-Nov-2021
Time: 13:39
Page: 7

Hispanic:	0	0	0	0	0	0	0	0
Total:	68	27	0	0	68	27	0	0
Female-headed Households:	36		0		36			

Income Category:

	Owner	Renter	Total	Person
Extremely Low	34	0	34	0
Low Mod	16	0	16	0
Moderate	13	0	13	0
Non Low Moderate	0	0	0	0
Total	63	0	63	0
Percent Low/Mod	100.0%		100.0%	

Annual Accomplishments

Years	Accomplishment Narrative	# Benefitting
2017	40 homes were completed during the Program Year.	
2018	56 homes were completed during the Program Year.	
2019	50 homes were completed during the program year.	
2020	37 homes were completed during the program year of Oct 1 2020 to Sept 30 2021	



U.S. Department of Housing and Urban Development
Office of Community Planning and Development
Integrated Disbursement and Information System
CDBG Activity Summary Report (GPR) for Program Year 2020
FORT WORTH

Date: 30-Nov-2021
Time: 13:39
Page: 8

PGM Year: 2017
Project: 0025 - 17-18 Public Facilities--ADA Improvements
IDIS Activity: 7163 - 17-18 Worth Heights Community Center--ADA Improvements {101217,102361,G00037-991947,A01952,9919Q2}

Status: Completed 9/30/2021 3:11:47 PM

Location: 3551 New York Ave TX Fort Worth, TX 76110-5728

Objective: Create suitable living environments

Outcome: Availability/accessibility

Matrix Code: Neighborhood Facilities (03E)

National Objective: LMA

Activity to prevent, prepare for, and respond to Coronavirus: No

Initial Funding Date: 12/05/2018

Description:

CDBG funds will be used to make ADA-compliant accessibility improvements at Worth Heights Community Center (3551 New York Avenue, 76109), including bathrooms, entry ways, parking lots, and other improvements to benefit elderly and disabled City residents.

Financing

	Fund Type	Grant Year	Grant	Funded Amount	Drawn In Program Year	Drawn Thru Program Year
CDBG	EN	Pre-2015		\$61,030.81	\$0.00	\$0.00
		2014	B14MC480010		\$17,886.16	\$61,030.81
		2017	B17MC480010	\$475,289.73	\$25,806.97	\$475,289.73
		2019	B19MC480010	\$364,371.00	\$26,000.00	\$364,371.00
	PI			\$155,629.00	\$0.00	\$155,629.00
Total	Total			\$1,056,320.54	\$69,693.13	\$1,056,320.54

Proposed Accomplishments

Public Facilities : 1

Total Population in Service Area: 1,275

Census Tract Percent Low / Mod: 93.73

Annual Accomplishments

Years	Accomplishment Narrative	# Benefitting
2019	During the 2019-2020 Program Year, design was completed for the Worth Heights Community Center. Improvements began December 2019/January 2020 and were primarily completed in the Summer/Fall of 2020. Improvements include modifications to improve accessibility on both the exterior and interior of the community center, including restrooms, kitchens and breakrooms, upgrading parking lots and curbs, providing ramps, etc. Improvements also include reconfiguration of a space previously used as dental clinic into offices and cubicles for Community Action Partners (CAP) Staff.	

As of September 30, 2020, construction is about 95% complete. We anticipate completing this project before the end of Spring 2021.



U.S. Department of Housing and Urban Development
Office of Community Planning and Development
Integrated Disbursement and Information System
CDBG Activity Summary Report (GPR) for Program Year 2020
FORT WORTH

Date: 30-Nov-2021
Time: 13:39
Page: 9

Years	Accomplishment Narrative	# Benefitting
2020	<p>The purpose of the ADA Improvement Project at the Worth Heights Community Center was to meet 100% compliance with Section 504 of the Rehabilitation Act of 1973 and CFR Part 8 of HUD regulations. The Americans with Disability Act (ADA) establishes standard requirements which make facilities accessible to people with limited abilities.</p> <p>The scope of work included, but was not limited to creating and/or improving ADA accessibility on both the exterior and interior of the facility, including ADA accessibility and compliance in kitchens, restrooms and breakrooms, providing ramps, upgrading parking lots and curbs, creating accessible routes to the facilities, removing interior barriers, providing powered door openers, replacing hardware, and reconfiguring unused office space for future staff use.</p> <p>Total CDBG funds spent on the project were \$1,056,320.54.</p>	



U.S. Department of Housing and Urban Development
Office of Community Planning and Development
Integrated Disbursement and Information System
CDBG Activity Summary Report (GPR) for Program Year 2020
FORT WORTH

Date: 30-Nov-2021
Time: 13:39
Page: 10

PGM Year:	2018		
Project:	0002 - 18-19 CFW CDBG Program Delivery		
IDIS Activity:	7252 - 18-19 NSD Rehab/Construction Management Program Delivery{101785-991909}		
Status:	Completed 3/6/2021 2:35:52 PM	Objective:	Create suitable living environments
Location:	200 Texas St Fort Worth, TX 76102-6314	Outcome:	Sustainability
		Matrix Code:	Rehabilitation Administration (14H)
		National Objective:	LMC

Activity to prevent, prepare for, and respond to Coronavirus: No

Initial Funding Date: 12/15/2018

Description:

The Home Improvement & Construction Division provides construction management for the Department's various rehab programs, single and particularly Priority Repair Program, the CDBG match portion of the Lead-Safe Program, and the Cowtown Brush Up Program.

This division also provides technical assistance to non-profit organizations which provide rehabilitation-related housing services with City grant funds.

The program staff also provides inspection services, work write up, and final inspection of CDBG-funded single and multi-family rehab projects.

For the Priority Repair Program, program delivery costs include salaries and fringe benefits for staff to perform inspections on 100 Cowtown Brush Up units with a minimum of two inspections per unit.

Financing

	Fund Type	Grant Year	Grant	Funded Amount	Drawn In Program Year	Drawn Thru Program Year
CDBG	EN	2018	B18MC480010	\$440,562.73	\$0.00	\$440,562.73
	PI			\$72,062.91	\$0.00	\$72,062.91
Total	Total			\$512,625.64	\$0.00	\$512,625.64

Proposed Accomplishments

Actual Accomplishments

Number assisted:

	Owner		Renter		Total		Person	
	Total	Hispanic	Total	Hispanic	Total	Hispanic	Total	Hispanic
White:	0	0	0	0	0	0		0
Black/African American:	0	0	0	0	0	0	0	0
Asian:	0	0	0	0	0	0	0	0
American Indian/Alaskan Native:	0	0	0	0	0	0	0	0
Native Hawaiian/Other Pacific Islander:	0	0	0	0	0	0	0	0
American Indian/Alaskan Native & White:	0	0	0	0	0	0	0	0
Asian White:	0	0	0	0	0	0	0	0
Black/African American & White:	0	0	0	0	0	0	0	0
American Indian/Alaskan Native & Black/African American:	0	0	0	0	0	0	0	0
Other multi-racial:	0	0	0	0	0	0	0	0



U.S. Department of Housing and Urban Development
Office of Community Planning and Development
Integrated Disbursement and Information System
CDBG Activity Summary Report (GPR) for Program Year 2020
FORT WORTH

Date: 30-Nov-2021
Time: 13:39
Page: 11

Asian/Pacific Islander:	0	0	0	0	0	0	0	0
Hispanic:	0	0	0	0	0	0	0	0
Total:	0	0	0	0	0	0	0	0
Female-headed Households:	0		0		0			

Income Category:

	Owner	Renter	Total	Person
Extremely Low	0	0	0	0
Low Mod	0	0	0	0
Moderate	0	0	0	0
Non Low Moderate	0	0	0	0
Total	0	0	0	0

Percent Low/Mod

Annual Accomplishments

No data returned for this view. This might be because the applied filter excludes all data.



U.S. Department of Housing and Urban Development
Office of Community Planning and Development
Integrated Disbursement and Information System
CDBG Activity Summary Report (GPR) for Program Year 2020
FORT WORTH

Date: 30-Nov-2021
Time: 13:39
Page: 12

PGM Year: 2018
Project: 0003 - 18-19 Homeowner Housing Rehabilitation
IDIS Activity: 7253 - 18-19 NSD Priority Repair {101785-991910}

Status: Completed 11/14/2020 5:59:33 PM

Location: 1004 Bradley St Fort Worth, TX 76105-1803

Objective: Create suitable living environments

Outcome: Sustainability

Matrix Code: Rehab; Single-Unit Residential (14A)

National Objective: LMH

Activity to prevent, prepare for, and respond to Coronavirus: No

Initial Funding Date: 12/15/2018

Description:

Priority Repair Program makes urgently needed minor repairs on behalf of low income homeowners, primarily for mechanical systems and roofs.
Funds include \$150,000 in Program Income.

Financing

	Fund Type	Grant Year	Grant	Funded Amount	Drawn In Program Year	Drawn Thru Program Year
CDBG	EN	2018	B18MC480010	\$1,054,713.57	\$0.00	\$1,054,713.57
	PI			\$45,286.43	\$0.00	\$45,286.43
Total	Total			\$1,100,000.00	\$0.00	\$1,100,000.00

Proposed Accomplishments

Housing Units : 325

Actual Accomplishments

Number assisted:

	Owner		Renter		Total		Person	
	Total	Hispanic	Total	Hispanic	Total	Hispanic	Total	Hispanic
White:	64	49	0	0	64	49	0	0
Black/African American:	137	6	0	0	137	6	0	0
Asian:	0	0	0	0	0	0	0	0
American Indian/Alaskan Native:	1	0	0	0	1	0	0	0
Native Hawaiian/Other Pacific Islander:	0	0	0	0	0	0	0	0
American Indian/Alaskan Native & White:	0	0	0	0	0	0	0	0
Asian White:	1	0	0	0	1	0	0	0
Black/African American & White:	1	0	0	0	1	0	0	0
American Indian/Alaskan Native & Black/African American:	0	0	0	0	0	0	0	0
Other multi-racial:	0	0	0	0	0	0	0	0
Asian/Pacific Islander:	0	0	0	0	0	0	0	0



U.S. Department of Housing and Urban Development
Office of Community Planning and Development
Integrated Disbursement and Information System
CDBG Activity Summary Report (GPR) for Program Year 2020
FORT WORTH

Date: 30-Nov-2021
Time: 13:39
Page: 13

Hispanic:	0	0	0	0	0	0	0	0
Total:	204	55	0	0	204	55	0	0

Female-headed Households:	157	0	157
---------------------------	-----	---	-----

Income Category:

	Owner	Renter	Total	Person
Extremely Low	197	0	197	0
Low Mod	8	0	8	0
Moderate	3	0	3	0
Non Low Moderate	0	0	0	0
Total	208	0	208	0
Percent Low/Mod	100.0%		100.0%	

Annual Accomplishments

Years	Accomplishment Narrative	# Benefitting
2018	As of September 2019, Priority Repair Program (PRP) services had been provided to 203 low-to-moderate income homeowners.	
2019	As of September 2020, Priority Repair Program (PRP) services had been provided to 268 low-to-moderate income homeowners; 65 were served during the 2019-2020 program year.	



U.S. Department of Housing and Urban Development
Office of Community Planning and Development
Integrated Disbursement and Information System
CDBG Activity Summary Report (GPR) for Program Year 2020
FORT WORTH

Date: 30-Nov-2021
Time: 13:39
Page: 14

PGM Year:	2017				
Project:	0007 - 17-18 CFW Public Facilities and Infrastructure				
IDIS Activity:	7313 - A.D. Marshall Public Safety and Municipal Courts Building ADA Improvements {100621 & 101217-A01946}				
Status:	Completed 8/6/2021 7:34:13 PM	Objective:	Provide decent affordable housing		
Location:	1000 Throckmorton St Fort Worth, TX 76102-6312	Outcome:	Affordability		
		Matrix Code:	Neighborhood Facilities (03E)	National Objective:	LMC

Activity to prevent, prepare for, and respond to Coronavirus: No

Initial Funding Date: 05/15/2019

Description:

ADA improvements at the A.D. Marshall Public Safety & Courts Building located at 1000 Throckmorton Street, Fort Worth, TX 76102.
Work will include construction of an ADA-compliant entrance ramp, rehabilitation of 1st and 2nd floor restrooms to meet ADA compliance, and construction of two ADA-accessible restrooms on the 2nd floor.

Financing

	Fund Type	Grant Year	Grant	Funded Amount	Drawn In Program Year	Drawn Thru Program Year
CDBG	EN	2016	B16MC480010	\$449,477.90	\$0.00	\$449,477.90
		2017	B17MC480010	\$600,000.00	\$0.00	\$600,000.00
Total	Total			\$1,049,477.90	\$0.00	\$1,049,477.90

Proposed Accomplishments

Public Facilities : 1

Actual Accomplishments

Number assisted:

	Owner		Renter		Total		Person	
	Total	Hispanic	Total	Hispanic	Total	Hispanic	Total	Hispanic
White:	0	0	0	0	0	0	53,736	39,284
Black/African American:	0	0	0	0	0	0	22,076	18,724
Asian:	0	0	0	0	0	0	2,345	0
American Indian/Alaskan Native:	0	0	0	0	0	0	0	0
Native Hawaiian/Other Pacific Islander:	0	0	0	0	0	0	0	0
American Indian/Alaskan Native & White:	0	0	0	0	0	0	0	0
Asian White:	0	0	0	0	0	0	0	0
Black/African American & White:	0	0	0	0	0	0	0	0
American Indian/Alaskan Native & Black/African American:	0	0	0	0	0	0	0	0
Other multi-racial:	0	0	0	0	0	0	5,578	0



U.S. Department of Housing and Urban Development
Office of Community Planning and Development
Integrated Disbursement and Information System
CDBG Activity Summary Report (GPR) for Program Year 2020
FORT WORTH

Date: 30-Nov-2021
Time: 13:39
Page: 15

Asian/Pacific Islander:	0	0	0	0	0	0	0	0
Hispanic:	0	0	0	0	0	0	0	0
Total:	0	0	0	0	0	0	83,735	58,008

Female-headed Households: 0 0 0 0 0 0 0 0 0

Income Category:

	Owner	Renter	Total	Person
Extremely Low	0	0	0	41,868
Low Mod	0	0	0	16,747
Moderate	0	0	0	25,120
Non Low Moderate	0	0	0	0
Total	0	0	0	83,735
Percent Low/Mod				100.0%

Annual Accomplishments

Years	Accomplishment Narrative	# Benefitting
2019	The project was completed in 2020. ADA improvements were met with the construction of this project that included the construction of an ADA-compliant entrance ramp, the rehabilitation of the 1st and 3rd floor restrooms and the addition of two new ADA-accessible restrooms on the 2nd floor.	
2020	The project was completed in late 2020. ADA improvements were met with the construction of this project that included the construction of an ADA-compliant entrance ramp, the rehabilitation of the 1st and 3rd floor restrooms and the addition of two new ADA-accessible restrooms on the 2nd floor.	



U.S. Department of Housing and Urban Development
Office of Community Planning and Development
Integrated Disbursement and Information System
CDBG Activity Summary Report (GPR) for Program Year 2020
FORT WORTH

Date: 30-Nov-2021
Time: 13:39
Page: 16

PGM Year:	2014		
Project:	0018 - 14-15 CFW Public Facilities and Infrastructure - Street Improvements		
IDIS Activity:	7332 - Lake Como Neighborhood Sidewalks Project		
Status:	Open	Objective:	Create suitable living environments
Location:	5200 Locke Ave Fort Worth Fort Worth, TX 76107-5218	Outcome:	Availability/accessibility
		Matrix Code:	Sidewalks (03L)
		National Objective:	LMA

Activity to prevent, prepare for, and respond to Coronavirus: No

Initial Funding Date: 07/30/2019

Description:

Balance of \$477,285.89 in Community Development Block Grant (CDBG) funds were allocated for continued improvements to the Como Neighborhood, for installation of sidewalks and ADA-compliant curb ramps to residential streets north of the Park that currently lack sidewalks, as well as reconstruction of existing curbs, gutters, and driveway approaches where damaged by the sidewalk installation.

Streets are 2900-3000 Block of Lake Como (Curzon to Locke); 5200-5400 Locke Ave (Merrick to Lake Como); 2800 - 3100 Merrick from I30 Frontage to end of sidewalk @ Curzon. Total sidewalklighting improvement project for Lake Como area was one project with 3 components, encompassing three (3) related IDIS activity numbers: 7051 (Phase I sidewalks in park), 7081 (Phase I lighting along sidewalk), 7332 (Phase II - sidewalks & ADA ramps in residential area to north of Park, M&C #G19541).

Original budgets for activities were \$650K for #7051, \$265K for 7081, and \$477,286 for #7332.

Final budgets and draws for each activity varied based on lower than anticipated costs for park sidewalks and lighting, and reallocation of unprogrammed funds, resulting in allocation of funds for #7332 (Phase II).

Final IDIS draw budget for 7051 was \$417,061.10; Final IDIS draw budget for 7081 was \$240,643.01.

Peoplesoft expenditures may not match IDIS draw profile as draws were applied across all 3 activities since they have common National Objective and were paid to common contractors.

Financing

	Fund Type	Grant Year	Grant	Funded Amount	Drawn In Program Year	Drawn Thru Program Year
CDBG	EN	Pre-2015		\$464,601.66	\$0.00	\$0.00
		2014	B14MC480010		\$354,778.05	\$464,601.66
Total	Total			\$464,601.66	\$354,778.05	\$464,601.66

Proposed Accomplishments

People (General) : 25,917

Total Population in Service Area: 3,345

Census Tract Percent Low / Mod: 68.01

Annual Accomplishments

Years	Accomplishment Narrative	# Benefitting
2019	The design for this project was complete. A request for proposals was issued for construction and we anticipate hiring a contractor to complete the construction work in the spring of 2021. Work will be completed the end of 2021.	



U.S. Department of Housing and Urban Development
Office of Community Planning and Development
Integrated Disbursement and Information System
CDBG Activity Summary Report (GPR) for Program Year 2020
FORT WORTH

Date: 30-Nov-2021
Time: 13:39
Page: 17

PGM Year:	2016				
Project:	0007 - 16-17 CFW Public Facilities and Infrastructure				
IDIS Activity:	7341 - South Z Boaz Improvements Project {100621 & 102691-A01922}				
Status:	Open	Objective:	Create suitable living environments		
Location:	5250 Old Benbrook Rd Fort Worth, TX 76126-2012	Outcome:	Availability/accessibility		
		Matrix Code:	Parks, Recreational Facilities (03F)	National Objective:	LMA

Activity to prevent, prepare for, and respond to Coronavirus: No

Initial Funding Date: 09/10/2019

Description:

South Z Boaz Park is located at 5250 Old Benbrook Road, Fort Worth, Texas 76126 in Council District 3.

As a Community Based Park, it has a service area of 1-1 1/2 mile in radius.

However, the service area is restricted by Benbrook Highway to the West, a creek within South Z Boaz Park to the Southwest, Vickery Boulevard to the Southeast, Southwest Boulevard to the East, and Garza Avenue to the North. Its location provides an opportunity for South Z Boaz Park to become a visible focal point for the Bomber Heights community that will serve the needs for fitness, communal gatherings, and youth athletics.

The CDBG funds will be used for design, architecture and engineering costs and construction improvements to the park.

Planned improvements include but are not limited to a covered playground, walking trail, fitness stations (outdoor fitness equipment), picnic shelter, picnic tables, benches, drinking fountains, and landscaping.

Additionally, the CDBG funding may also provide for the administration of the project.

Financing

	Fund Type	Grant Year	Grant	Funded Amount	Drawn In Program Year	Drawn Thru Program Year
CDBG	EN	2016	B16MC480010	\$100,000.00	\$28,995.94	\$86,851.55
	LA	2013	B13MC480010	\$500,000.00	\$416,297.80	\$416,297.80
Total	Total			\$600,000.00	\$445,293.74	\$503,149.35

Proposed Accomplishments

Public Facilities : 500

Total Population in Service Area: 5,390

Census Tract Percent Low / Mod: 67.81

Annual Accomplishments

Years	Accomplishment Narrative	# Benefitting
2019	The design for improvements to the park are complete and the project was bid out along with projects 7442 and 7422. A contractor was selected and the contract was executed at the end of September 2020. Construction is anticipated to be completed by the end of July 2021.	



U.S. Department of Housing and Urban Development
Office of Community Planning and Development
Integrated Disbursement and Information System
CDBG Activity Summary Report (GPR) for Program Year 2020
FORT WORTH

Date: 30-Nov-2021
Time: 13:39
Page: 18

PGM Year:	2018		
Project:	0005 - 18-19 Accessibility Improvements		
IDIS Activity:	7342 - 18-19 Ash Crescent Sidewalk Improvements {101785-A0192}		
Status:	Completed 4/27/2021 1:33:30 PM	Objective:	Create suitable living environments
Location:	1700 Colvin St Fort Worth, TX 76104-7119	Outcome:	Availability/accessibility
		Matrix Code:	Sidewalks (03L)
		National Objective:	LMA

Activity to prevent, prepare for, and respond to Coronavirus: No

Initial Funding Date: 09/10/2019

Description:

The Ash Crescent Neighborhood Street and Sidewalk Improvements project will reconstruct existing street pavement and install new 5-foot wide concrete sidewalks on the city blocks listed below within Council District 8. Sidewalk installation will take place at: 1700-1799 Colvin Street (from S.

Riverside Dr.

- Belzise Terrace) 1700-1799 Talton Avenue (from Ash Crescent St.

- Belzise Terrace) 2600-2799 Ash Crescent Street (from Colvin St.

- Belzise Terrace) 2769-2899 Belzise Terrace (from Ash Crescent St.

- Glen Garden Dr.), and 1701-1800 Glen Garden Drive (from Belzise Terrace-Cobb Park Dr. W.)

Financing

	Fund Type	Grant Year	Grant	Funded Amount	Drawn In Program Year	Drawn Thru Program Year
CDBG	EN	2018	B18MC480010	\$463,594.89	\$23,179.73	\$463,594.89
Total	Total			\$463,594.89	\$23,179.73	\$463,594.89

Proposed Accomplishments

People (General) : 1,000

Total Population in Service Area: 3,245

Census Tract Percent Low / Mod: 95.38

Annual Accomplishments

Years	Accomplishment Narrative	# Benefitting
2018	The Ash Crescent Neighborhood Street and Sidewalk Improvements project includes 3 IDIS projects: Ash Crescent Sidewalks Improvements (7342), and Daniel Street (7343) and East Morningside Drive (7344) Street and Sidewalk Improvements. This IDIS project will include sidewalk installation at 1700-1799 Colvin Street, 1700-1799 Talton Avenue, 2600-2799 Ash Crescent Street, 2769-2899 Belzise Terrace, and 1701-1800 Glen Garden Drive. Construction began in September 2019 and is projected to be completed by May 2020.	
2019	This project was bid out along with projects 7343, 7344, and 7363. Construction began in September 2019 and was completed in March 2020. Closeout was delayed because the contractor had not submitted final invoices before the end of the program year. The contractor sent the final invoice in October. The project is anticipated to be closed out in IDIS by the end of December 2020.	



U.S. Department of Housing and Urban Development
Office of Community Planning and Development
Integrated Disbursement and Information System
CDBG Activity Summary Report (GPR) for Program Year 2020
FORT WORTH

Date: 30-Nov-2021
Time: 13:39
Page: 19

Years	Accomplishment Narrative	# Benefitting
2020	<p>The purpose of the Ash Crescent Neighborhood Street and Sidewalk Improvements project was to reconstruct existing street pavement and install new concrete sidewalks. City Council designated the neighborhood as a Neighborhood Improvement Strategy (NIS) target area in 2018. This project leveraged local NIS funds to prevent further deterioration of the street segments identified below and to promote safety, attractiveness, and community investment.</p> <p>New sidewalk installation occurred at: 1700-1799 Colvin St. (from S. Riverside Dr. - Belzise Ter.), 1700-1799 Talton Ave. (from Ash Crescent St. - Belzise Ter.), 2600-2799 Ash Crescent St. (from Colvin St. - Belzise Ter.), 2769-2899 Belzise Ter. (from Ash Crescent St. - Glen Garden Dr.), 1701-1800 Glen Garden Dr. (from Belzise Ter. - Cobb Park Dr. W.)</p>	



U.S. Department of Housing and Urban Development
Office of Community Planning and Development
Integrated Disbursement and Information System
CDBG Activity Summary Report (GPR) for Program Year 2020
FORT WORTH

Date: 30-Nov-2021
Time: 13:39
Page: 20

PGM Year: 2018
Project: 0005 - 18-19 Accessibility Improvements
IDIS Activity: 7343 - 18-19 Daniel Street Sidewalk and Street Improvements {101785-A0192}
Status: Completed 4/27/2021 1:35:24 PM
Location: 1700 E Morningside Dr Fort Worth, TX 76104-7125
Objective: Create suitable living environments
Outcome: Availability/accessibility
Matrix Code: Street Improvements (03K) **National Objective:** LMA

Activity to prevent, prepare for, and respond to Coronavirus: No

Initial Funding Date: 09/10/2019

Description:

The Ash Crescent Neighborhood Street and Sidewalk Improvements project will reconstruct existing street pavement and install new 5-foot wide concrete sidewalks on the city blocks listed below within Council District 8.

Both street reconstruction and sidewalk installation will take place at 1700-1799 East Morningside Drive (from Ash Crescent St. - Belzise Terrace)

Financing

	Fund Type	Grant Year	Grant	Funded Amount	Drawn In Program Year	Drawn Thru Program Year
CDBG	EN	2018	B18MC480010	\$171,738.75	\$8,586.94	\$171,738.75
Total	Total			\$171,738.75	\$8,586.94	\$171,738.75

Proposed Accomplishments

People (General) : 1,000

Total Population in Service Area: 3,245

Census Tract Percent Low / Mod: 95.38

Annual Accomplishments

Years	Accomplishment Narrative	# Benefitting
2018	The Ash Crescent Neighborhood Street and Sidewalk Improvements project includes 3 IDIS projects: Ash Crescent Sidewalks Improvements (7342), and Daniel Street (7343) and East Morningside Drive (7344) Street and Sidewalk Improvements. This IDIS project will include street reconstruction and sidewalk installation at 2000-2199 Daniel Street. Construction began in September 2019 and is projected to be completed by May 2020.	
2019	This project was bid out along with projects 7342, 7343, and 7363. Construction began in September 2019 and was completed in March 2020. Closeout was delayed because the contractor had not submitted final invoices before the end of the program year. The contractor sent the final invoice in October. The project is anticipated to be closed out in IDIS by the end of December 2020.	



U.S. Department of Housing and Urban Development
Office of Community Planning and Development
Integrated Disbursement and Information System
CDBG Activity Summary Report (GPR) for Program Year 2020
FORT WORTH

Date: 30-Nov-2021
Time: 13:39
Page: 21

Years	Accomplishment Narrative	# Benefitting
2020	<p>The purpose of the Ash Crescent Neighborhood Street and Sidewalk Improvements project was to reconstruct existing street pavement and install new concrete sidewalks. City Council designated the neighborhood as a Neighborhood Improvement Strategy (NIS) target area in 2018. This project leveraged local NIS funds to prevent further deterioration of the street segments identified below and to promote safety, attractiveness, and community investment.</p> <p>Both street reconstruction and new sidewalk installation occurred at: 2000-2199 Daniel St. (from E. Richmond Ave. - E. Arlington Ave.)</p>	



U.S. Department of Housing and Urban Development
Office of Community Planning and Development
Integrated Disbursement and Information System
CDBG Activity Summary Report (GPR) for Program Year 2020
FORT WORTH

Date: 30-Nov-2021
Time: 13:39
Page: 22

PGM Year:	2018		
Project:	0005 - 18-19 Accessibility Improvements		
IDIS Activity:	7344 - 18-19 East Morningside Drive Sidewalk and Street Improvements {101785-A0192}		
Status:	Completed 4/27/2021 1:36:18 PM	Objective:	Provide decent affordable housing
Location:	2000 Daniel St Fort Worth, TX 76104-6201	Outcome:	Affordability
		Matrix Code:	Street Improvements (03K)
		National Objective:	LMA

Activity to prevent, prepare for, and respond to Coronavirus: No

Initial Funding Date: 09/10/2019

Description:

The Ash Crescent Neighborhood Street and Sidewalk Improvements project will reconstruct existing street pavement and install new 5-foot wide concrete sidewalks on the city blocks listed below within Council District 8.

Both street reconstruction and sidewalk installation will take place at 2000-2199 Daniel Street (from E.

Richmond Ave.

- E.

Arlington Ave).

Financing

	Fund Type	Grant Year	Grant	Funded Amount	Drawn In Program Year	Drawn Thru Program Year
CDBG	EN	2018	B18MC480010	\$106,137.20	\$5,306.86	\$106,137.20
Total	Total			\$106,137.20	\$5,306.86	\$106,137.20

Proposed Accomplishments

People (General) : 1,000

Total Population in Service Area: 3,245

Census Tract Percent Low / Mod: 95.38

Annual Accomplishments

Years	Accomplishment Narrative	# Benefitting
2019	This project was bid out along with projects 7342, 7343, and 7363. Construction began in September 2019 and was completed in March 2020. Closeout was delayed because the contractor had not submitted final invoices before the end of the program year. The contractor sent the final invoice in October. The project is anticipated to be closed out in IDIS by the end of December 2020.	
2020	The purpose of the Ash Crescent Neighborhood Street and Sidewalk Improvements project was to reconstruct existing street pavement and install new concrete sidewalks. City Council designated the neighborhood as a Neighborhood Improvement Strategy (NIS) target area in 2018. This project leveraged local NIS funds to prevent further deterioration of the street segments identified below and to promote safety, attractiveness, and community investment. Both street reconstruction and new sidewalk installation occurred at: 1700-1799 East Morningside Dr. (from Ash Crescent St. - Belzise Ter.)	



U.S. Department of Housing and Urban Development
Office of Community Planning and Development
Integrated Disbursement and Information System
CDBG Activity Summary Report (GPR) for Program Year 2020
FORT WORTH

Date: 30-Nov-2021
Time: 13:39
Page: 23

PGM Year: 2018
Project: 0006 - 18-19 Poverty Reduction Programs
IDIS Activity: 7353 - 18-19 Envision Center {101785-9919D3}

Status: Completed 11/24/2020 2:58:42 PM
Location: 5565 Truman Dr Fort Worth, TX 76112-7652

Objective: Create economic opportunities
Outcome: Sustainability
Matrix Code: Employment Training (05H)

National Objective: LMA

Activity to prevent, prepare for, and respond to Coronavirus: No

Initial Funding Date: 09/23/2019

Description:

Funds to be used to support the EnVision Center program at the Martin Luther King, Jr. Community Center, including training classes and certifications, work clothing and tools, and related direct client services that remove barriers to employment and increase earning capacity.

Financing

	Fund Type	Grant Year	Grant	Funded Amount	Drawn In Program Year	Drawn Thru Program Year
CDBG	EN	2018	B18MC480010	\$4,074.95	\$0.00	\$4,074.95
Total	Total			\$4,074.95	\$0.00	\$4,074.95

Proposed Accomplishments

People (General) : 20
Total Population in Service Area: 2,280
Census Tract Percent Low / Mod: 55.48

Annual Accomplishments



U.S. Department of Housing and Urban Development
Office of Community Planning and Development
Integrated Disbursement and Information System
CDBG Activity Summary Report (GPR) for Program Year 2020
FORT WORTH

Date: 30-Nov-2021
Time: 13:39
Page: 24

Years	Accomplishment Narrative	# Benefitting
2018	<p>The Fort Worth EnVision Center provides a centralized hub for support in the areas of education, economic empowerment, character and leadership, health and wellness. The EnVision Center held its Grand Opening on May 6, 2019. Inaugural partnerships and programs were launched to connect Tarrant County residents to a host of programs, services, and resources that put them on the road to economic stability and self-sufficiency. Through inter-agency partnerships, as well as, partnerships with non-profits, faith-based organizations, corporations, public housing authorities, housing finance agencies, the EnVision Center leverages public/private resources for maximum community impact.</p> <p>From July 1, 2019 to September 30, 2019, the EnVision Center targeted individuals, with household income under 80% of median as established by HUD, for opportunities promoting employment, self-sufficiency, increased earning capacity and poverty reduction through provision of training classes, certifications, and removal of barriers to employment. The EnVision Center secured CDBG funds, developed marketing and public outreach strategies to inform the targeted service areas of Stop Six and Cavile Neighborhoods regarding the EnVision Center's existence and identified media platforms to effectively market the Tuition Assistance Program. Additionally, partnerships were established with local agencies to create community networks that provide easier access to social services. This included building community partnerships to assist with case management and resource referrals to stabilize income-eligible families and individuals and help them overcome barriers to achieve self-sufficiency.</p> <p>During this timeframe, \$4,074.95 in CDBG funds were used to cover the cost of one client's medical billing and coding certification class fees, as well as, training manuals, and educational materials through Goodwill Industries of Fort Worth, Inc. These funds were also used to remove barriers to employment including the purchase of essential transportation costs to classes, and internet service fees. Data collection instruments subsequently demonstrate the client increased household income above 200% of HUD's AMI threshold and continues to thrive as a direct result of participation in the Tuition Assistance Program.</p>	
2019	<p>During the program year, two persons were assisted with training through the EnVision Center. A total of \$4,074.95 was expended in CDBG funds.</p>	



U.S. Department of Housing and Urban Development
Office of Community Planning and Development
Integrated Disbursement and Information System
CDBG Activity Summary Report (GPR) for Program Year 2020
FORT WORTH

Date: 30-Nov-2021
Time: 13:39
Page: 25

PGM Year:	2015		
Project:	0007 - 15-16 CFW Public Facilities and Infrastructure		
IDIS Activity:	7363 - 15-16 West Cantey Street and Sidewalk Improvements {G00037 and 100000-A01958}		
Status:	Open	Objective:	Create suitable living environments
Location:	700 W Cantey St Fort Worth, TX 76110-3221	Outcome:	Availability/accessibility
		Matrix Code:	Street Improvements (03K)
		National Objective:	LMA

Activity to prevent, prepare for, and respond to Coronavirus: No

Initial Funding Date: 10/02/2019

Description:

A total of \$457,178.55 in Community Development Block Grant (CDBG) funds reserved for the South Hemphill Heights Model Block along with CDBG funds previously allocated to Fire Station No.

10 improvements (IDIS #6493) will be allocated to the West Cantey Street and Sidewalk Improvements Project which runs along the northern boundary of Fire Station No. 10.

Improvements of the street will take place on the 700-900 blocks of W.

Cantey from College Avenue east to Hemphill Street in Council District 9. The project will improve pedestrian and vehicle safety on this well-traveled corridor of the neighborhood.

All 3 blocks of pavement will be reconstructed and two blocks of sidewalks on either side of the street from Lipscomb Street east to Hemphill Street will be reconstructed or constructed where gaps are present.

Work includes the reconstruction of existing asphalt street pavement and the replacement of existing curbs, gutters, and driveways affected by the construction as well as the installation of sidewalks that will have ADA-accessible pedestrian ramps at all street intersections.

Financing

	Fund Type	Grant Year	Grant	Funded Amount	Drawn In Program Year	Drawn Thru Program Year
CDBG	EN	Pre-2015		\$239,488.68	\$0.00	\$0.00
		2014	B14MC480010		\$12,584.45	\$239,488.68
Total	Total			\$239,488.68	\$12,584.45	\$239,488.68

Proposed Accomplishments

People (General) : 840

Total Population in Service Area: 1,390

Census Tract Percent Low / Mod: 60.43

Annual Accomplishments

Years	Accomplishment Narrative	# Benefitting
2019	This project was bid out along with projects 7342, 7343, and 7344. Construction began in September 2019 and was completed in March 2020. Closeout was delayed because the contractor had not submitted final invoices before the end of the program year. The contractor sent the final invoice in October. The project is anticipated to be closed out in IDIS by the end of December 2020.	



U.S. Department of Housing and Urban Development
Office of Community Planning and Development
Integrated Disbursement and Information System
CDBG Activity Summary Report (GPR) for Program Year 2020
FORT WORTH

Date: 30-Nov-2021
Time: 13:39
Page: 26

PGM Year: 2019
Project: 0001 - 19-20 NSD Program Administration
IDIS Activity: 7374 - 19-20 Planning & Development Part of 20% PA {102361-991901}
Status: Completed 3/31/2021 4:41:28 PM
Location: ,
Objective:
Outcome:
Matrix Code: General Program Administration (21A) **National Objective:**

Activity to prevent, prepare for, and respond to Coronavirus: No

Initial Funding Date: 11/09/2019

Description:

Funds will be used to cover the cost of planning, administering, and monitoring the CDBG program to ensure compliance within HUD and City policies and regulations.
The funds are from the 20% Administration cap.

Financing

	Fund Type	Grant Year	Grant	Funded Amount	Drawn In Program Year	Drawn Thru Program Year
CDBG	AD	2019	B19MC480010	\$79,148.00	\$0.00	\$79,148.00
Total	Total			\$79,148.00	\$0.00	\$79,148.00

Proposed Accomplishments

Actual Accomplishments

Number assisted:

	Owner		Renter		Total		Person	
	Total	Hispanic	Total	Hispanic	Total	Hispanic	Total	Hispanic
White:					0	0		
Black/African American:					0	0		
Asian:					0	0		
American Indian/Alaskan Native:					0	0		
Native Hawaiian/Other Pacific Islander:					0	0		
American Indian/Alaskan Native & White:					0	0		
Asian White:					0	0		
Black/African American & White:					0	0		
American Indian/Alaskan Native & Black/African American:					0	0		
Other multi-racial:					0	0		
Asian/Pacific Islander:					0	0		
Hispanic:					0	0		
Total:	0	0	0	0	0	0	0	0



U.S. Department of Housing and Urban Development
Office of Community Planning and Development
Integrated Disbursement and Information System
CDBG Activity Summary Report (GPR) for Program Year 2020
FORT WORTH

Date: 30-Nov-2021

Time: 13:39

Page: 27

Female-headed Households:

0

Income Category:

	Owner	Renter	Total	Person
Extremely Low			0	
Low Mod			0	
Moderate			0	
Non Low Moderate			0	
Total	0	0	0	0
Percent Low/Mod				

Annual Accomplishments

No data returned for this view. This might be because the applied filter excludes all data.



U.S. Department of Housing and Urban Development
Office of Community Planning and Development
Integrated Disbursement and Information System
CDBG Activity Summary Report (GPR) for Program Year 2020
FORT WORTH

Date: 30-Nov-2021
Time: 13:39
Page: 28

PGM Year: 2019
Project: 0001 - 19-20 NSD Program Administration
IDIS Activity: 7375 - 19-20 FMS Finance Part of 20% PA {102361-991901}

Status: Completed 3/31/2021 4:44:18 PM
Location: ,

Objective:
Outcome:
Matrix Code: General Program Administration (21A) **National Objective:**

Activity to prevent, prepare for, and respond to Coronavirus: No

Initial Funding Date: 11/09/2019

Description:

Funds will be used to cover the cost of planning, administering, and monitoring the CDBG program to ensure compliance within HUD and City policies and regulations.
The funds are from the 20% Administration cap.

Financing

	Fund Type	Grant Year	Grant	Funded Amount	Drawn In Program Year	Drawn Thru Program Year
CDBG	AD	2019	B19MC480010	\$42,574.30	\$0.00	\$42,574.30
Total	Total			\$42,574.30	\$0.00	\$42,574.30

Proposed Accomplishments

Actual Accomplishments

Number assisted:

	Owner		Renter		Total		Person	
	Total	Hispanic	Total	Hispanic	Total	Hispanic	Total	Hispanic
White:					0	0		
Black/African American:					0	0		
Asian:					0	0		
American Indian/Alaskan Native:					0	0		
Native Hawaiian/Other Pacific Islander:					0	0		
American Indian/Alaskan Native & White:					0	0		
Asian White:					0	0		
Black/African American & White:					0	0		
American Indian/Alaskan Native & Black/African American:					0	0		
Other multi-racial:					0	0		
Asian/Pacific Islander:					0	0		
Hispanic:					0	0		
Total:	0	0	0	0	0	0	0	0



U.S. Department of Housing and Urban Development
Office of Community Planning and Development
Integrated Disbursement and Information System
CDBG Activity Summary Report (GPR) for Program Year 2020
FORT WORTH

Date: 30-Nov-2021

Time: 13:39

Page: 29

Female-headed Households:

0

Income Category:

	Owner	Renter	Total	Person
Extremely Low			0	
Low Mod			0	
Moderate			0	
Non Low Moderate			0	
Total	0	0	0	0
Percent Low/Mod				

Annual Accomplishments

No data returned for this view. This might be because the applied filter excludes all data.



U.S. Department of Housing and Urban Development
Office of Community Planning and Development
Integrated Disbursement and Information System
CDBG Activity Summary Report (GPR) for Program Year 2020
FORT WORTH

Date: 30-Nov-2021
Time: 13:39
Page: 30

PGM Year: 2019
Project: 0001 - 19-20 NSD Program Administration
IDIS Activity: 7376 - 19-20 NSD Community Development Part of 20% PA {102361-991903}

Status: Completed 3/31/2021 4:46:08 PM
Location: ,

Objective:
Outcome:
Matrix Code: General Program Administration (21A) **National Objective:**

Activity to prevent, prepare for, and respond to Coronavirus: No

Initial Funding Date: 11/09/2019

Description:
Funds will be used to cover the cost of planning, administering, and monitoring the CDBG program to ensure compliance within HUD and City policies and regulations.
The funds are from the 20% Administration cap.

Financing

	Fund Type	Grant Year	Grant	Funded Amount	Drawn In Program Year	Drawn Thru Program Year
CDBG	AD	2019	B19MC480010	\$220,947.55	\$0.00	\$220,947.55
Total	Total			\$220,947.55	\$0.00	\$220,947.55

Proposed Accomplishments

Actual Accomplishments

Number assisted:

	Owner		Renter		Total		Person	
	Total	Hispanic	Total	Hispanic	Total	Hispanic	Total	Hispanic
White:					0	0		
Black/African American:					0	0		
Asian:					0	0		
American Indian/Alaskan Native:					0	0		
Native Hawaiian/Other Pacific Islander:					0	0		
American Indian/Alaskan Native & White:					0	0		
Asian White:					0	0		
Black/African American & White:					0	0		
American Indian/Alaskan Native & Black/African American:					0	0		
Other multi-racial:					0	0		
Asian/Pacific Islander:					0	0		
Hispanic:					0	0		
Total:	0	0	0	0	0	0	0	0



U.S. Department of Housing and Urban Development
Office of Community Planning and Development
Integrated Disbursement and Information System
CDBG Activity Summary Report (GPR) for Program Year 2020
FORT WORTH

Date: 30-Nov-2021
Time: 13:39
Page: 31

Female-headed Households: 0

Income Category:	Owner	Renter	Total	Person
Extremely Low			0	
Low Mod			0	
Moderate			0	
Non Low Moderate			0	
Total	0	0	0	0
Percent Low/Mod				

Annual Accomplishments
No data returned for this view. This might be because the applied filter excludes all data.



U.S. Department of Housing and Urban Development
Office of Community Planning and Development
Integrated Disbursement and Information System
CDBG Activity Summary Report (GPR) for Program Year 2020
FORT WORTH

Date: 30-Nov-2021
Time: 13:39
Page: 32

PGM Year: 2019
Project: 0001 - 19-20 NSD Program Administration
IDIS Activity: 7377 - 19-20 NSD Contract Compliance & Reporting Part of 20% PA {102361-991904}

Status: Completed 3/31/2021 4:48:12 PM
Location: ,

Objective:
Outcome:
Matrix Code: General Program Administration (21A) **National Objective:**

Activity to prevent, prepare for, and respond to Coronavirus: No

Initial Funding Date: 11/09/2019

Description:
Funds will be used to cover the cost of planning, administering, and monitoring the CDBG program to ensure compliance within HUD and City policies and regulations.
The funds are from the 20% Administration cap.

Financing

	Fund Type	Grant Year	Grant	Funded Amount	Drawn In Program Year	Drawn Thru Program Year
CDBG	AD	2019	B19MC480010	\$616,762.58	\$0.00	\$616,762.58
Total	Total			\$616,762.58	\$0.00	\$616,762.58

Proposed Accomplishments

Actual Accomplishments

Number assisted:

	Owner		Renter		Total		Person	
	Total	Hispanic	Total	Hispanic	Total	Hispanic	Total	Hispanic
White:					0	0		
Black/African American:					0	0		
Asian:					0	0		
American Indian/Alaskan Native:					0	0		
Native Hawaiian/Other Pacific Islander:					0	0		
American Indian/Alaskan Native & White:					0	0		
Asian White:					0	0		
Black/African American & White:					0	0		
American Indian/Alaskan Native & Black/African American:					0	0		
Other multi-racial:					0	0		
Asian/Pacific Islander:					0	0		
Hispanic:					0	0		
Total:	0	0	0	0	0	0	0	0



U.S. Department of Housing and Urban Development
Office of Community Planning and Development
Integrated Disbursement and Information System
CDBG Activity Summary Report (GPR) for Program Year 2020
FORT WORTH

Date: 30-Nov-2021

Time: 13:39

Page: 33

Female-headed Households:

0

Income Category:

	Owner	Renter	Total	Person
Extremely Low			0	
Low Mod			0	
Moderate			0	
Non Low Moderate			0	
Total	0	0	0	0
Percent Low/Mod				

Annual Accomplishments

No data returned for this view. This might be because the applied filter excludes all data.



U.S. Department of Housing and Urban Development
Office of Community Planning and Development
Integrated Disbursement and Information System
CDBG Activity Summary Report (GPR) for Program Year 2020
FORT WORTH

Date: 30-Nov-2021
Time: 13:39
Page: 34

PGM Year: 2019
Project: 0001 - 19-20 NSD Program Administration
IDIS Activity: 7378 - 19-20 NSD Administration & Loan Services {102361-991905}
Status: Completed 3/31/2021 4:50:03 PM
Location: ,
Objective:
Outcome:
Matrix Code: General Program Administration (21A) **National Objective:**

Activity to prevent, prepare for, and respond to Coronavirus: No

Initial Funding Date: 11/09/2019

Description:

Funds will be used to cover the cost of planning, administering, and monitoring the CDBG program to ensure compliance within HUD and City policies and regulations.
The funds are from the 20% Administration cap.

Financing

	Fund Type	Grant Year	Grant	Funded Amount	Drawn In Program Year	Drawn Thru Program Year
CDBG	AD	2019	B19MC480010	\$205,735.38	\$0.00	\$205,735.38
Total	Total			\$205,735.38	\$0.00	\$205,735.38

Proposed Accomplishments

Actual Accomplishments

Number assisted:

	Owner		Renter		Total		Person	
	Total	Hispanic	Total	Hispanic	Total	Hispanic	Total	Hispanic
White:					0	0		
Black/African American:					0	0		
Asian:					0	0		
American Indian/Alaskan Native:					0	0		
Native Hawaiian/Other Pacific Islander:					0	0		
American Indian/Alaskan Native & White:					0	0		
Asian White:					0	0		
Black/African American & White:					0	0		
American Indian/Alaskan Native & Black/African American:					0	0		
Other multi-racial:					0	0		
Asian/Pacific Islander:					0	0		
Hispanic:					0	0		
Total:	0	0	0	0	0	0	0	0



U.S. Department of Housing and Urban Development
Office of Community Planning and Development
Integrated Disbursement and Information System
CDBG Activity Summary Report (GPR) for Program Year 2020
FORT WORTH

Date: 30-Nov-2021
Time: 13:39
Page: 35

Female-headed Households:

0

Income Category:

	Owner	Renter	Total	Person
Extremely Low			0	
Low Mod			0	
Moderate			0	
Non Low Moderate			0	
Total	0	0	0	0
Percent Low/Mod				

Annual Accomplishments

No data returned for this view. This might be because the applied filter excludes all data.



U.S. Department of Housing and Urban Development
Office of Community Planning and Development
Integrated Disbursement and Information System
CDBG Activity Summary Report (GPR) for Program Year 2020
FORT WORTH

Date: 30-Nov-2021
Time: 13:39
Page: 36

PGM Year:	2019		
Project:	0002 - 19-20 CFW CDBG Program Delivery		
IDIS Activity:	7379 - 19-20 Project Delivery for Home Ownership & Housing Services {102361-991906}		
Status:	Completed 3/31/2021 5:25:59 PM	Objective:	Provide decent affordable housing
Location:	200 Texas St Fort Worth, TX 76102-6314	Outcome:	Affordability
		Matrix Code:	Housing Services - Excluding Housing Counseling, under 24 CFR 5.100 (14J)
		National Objective:	LMH

Activity to prevent, prepare for, and respond to Coronavirus: No

Initial Funding Date: 11/09/2019

Description:

Homeownership and Housing Services provides direct delivery of the down-payment and closing cost assistance programs and performs intake functions and processing for homebuyer down-payment assistancerehabilitation programs.

Financing

	Fund Type	Grant Year	Grant	Funded Amount	Drawn In Program Year	Drawn Thru Program Year
CDBG	EN	2019	B19MC480010	\$123,117.58	\$0.00	\$123,117.58
	PI			\$24,938.57	\$0.00	\$24,938.57
Total	Total			\$148,056.15	\$0.00	\$148,056.15

Proposed Accomplishments

Actual Accomplishments

Number assisted:

	Owner		Renter		Total		Person	
	Total	Hispanic	Total	Hispanic	Total	Hispanic	Total	Hispanic
White:	0	0	0	0	0	0		0
Black/African American:	0	0	0	0	0	0	0	0
Asian:	0	0	0	0	0	0	0	0
American Indian/Alaskan Native:	0	0	0	0	0	0	0	0
Native Hawaiian/Other Pacific Islander:	0	0	0	0	0	0	0	0
American Indian/Alaskan Native & White:	0	0	0	0	0	0	0	0
Asian White:	0	0	0	0	0	0	0	0
Black/African American & White:	0	0	0	0	0	0	0	0
American Indian/Alaskan Native & Black/African American:	0	0	0	0	0	0	0	0
Other multi-racial:	0	0	0	0	0	0	0	0
Asian/Pacific Islander:	0	0	0	0	0	0	0	0
Hispanic:	0	0	0	0	0	0	0	0



U.S. Department of Housing and Urban Development
 Office of Community Planning and Development
 Integrated Disbursement and Information System
 CDBG Activity Summary Report (GPR) for Program Year 2020
 FORT WORTH

Date: 30-Nov-2021
 Time: 13:39
 Page: 37

Total:	0	0	0	0	0	0	0	0
---------------	----------	----------	----------	----------	----------	----------	----------	----------

Female-headed Households:	0		0		0			
---------------------------	---	--	---	--	---	--	--	--

Income Category:

	Owner	Renter	Total	Person
Extremely Low	0	0	0	0
Low Mod	0	0	0	0
Moderate	0	0	0	0
Non Low Moderate	0	0	0	0
Total	0	0	0	0
Percent Low/Mod				

Annual Accomplishments

No data returned for this view. This might be because the applied filter excludes all data.



U.S. Department of Housing and Urban Development
Office of Community Planning and Development
Integrated Disbursement and Information System
CDBG Activity Summary Report (GPR) for Program Year 2020
FORT WORTH

Date: 30-Nov-2021
Time: 13:39
Page: 38

PGM Year:	2019		
Project:	0002 - 19-20 CFW CDBG Program Delivery		
IDIS Activity:	7380 - 19-20 NSD Rehab/Construction Management Program Delivery{102361-991909}		
Status:	Completed 3/31/2021 5:24:16 PM	Objective:	Create suitable living environments
Location:	818 Missouri Ave Fort Worth, TX 76104-3618	Outcome:	Sustainability
		Matrix Code:	Rehabilitation Administration (14H)
		National Objective:	LMC

Activity to prevent, prepare for, and respond to Coronavirus: No

Initial Funding Date: 11/12/2019

Description:

The Home Improvement & Construction Division provides construction management for the Department's various rehab programs, single and particularly Priority Repair Program, the CDBG match portion of the Lead-Safe Program, and the Cowtown Brush Up Program.

This division also provides technical assistance to non-profit organizations which provide rehabilitation-related housing services with City grant funds.

The program staff also provides inspection services, work write up, and final inspection of CDBG-funded single and multi-family rehab projects.

For the Priority Repair Program, program delivery costs include salaries and fringe benefits for staff to perform inspections on 100 Cowtown Brush Up units with a minimum of two inspections per unit.

Financing

	Fund Type	Grant Year	Grant	Funded Amount	Drawn In Program Year	Drawn Thru Program Year
CDBG	EN	2019	B19MC480010	\$329,169.06	\$0.00	\$329,169.06
	PI			\$79,679.08	\$0.00	\$79,679.08
Total	Total			\$408,848.14	\$0.00	\$408,848.14

Proposed Accomplishments

Actual Accomplishments

Number assisted:

	Owner		Renter		Total		Person	
	Total	Hispanic	Total	Hispanic	Total	Hispanic	Total	Hispanic
White:	0	0	0	0	0	0		0
Black/African American:	0	0	0	0	0	0	0	0
Asian:	0	0	0	0	0	0	0	0
American Indian/Alaskan Native:	0	0	0	0	0	0	0	0
Native Hawaiian/Other Pacific Islander:	0	0	0	0	0	0	0	0
American Indian/Alaskan Native & White:	0	0	0	0	0	0	0	0
Asian White:	0	0	0	0	0	0	0	0
Black/African American & White:	0	0	0	0	0	0	0	0
American Indian/Alaskan Native & Black/African American:	0	0	0	0	0	0	0	0
Other multi-racial:	0	0	0	0	0	0	0	0



U.S. Department of Housing and Urban Development
Office of Community Planning and Development
Integrated Disbursement and Information System
CDBG Activity Summary Report (GPR) for Program Year 2020
FORT WORTH

Date: 30-Nov-2021
Time: 13:39
Page: 39

Asian/Pacific Islander:	0	0	0	0	0	0	0	0
Hispanic:	0	0	0	0	0	0	0	0
Total:	0	0	0	0	0	0	0	0
Female-headed Households:	0		0		0			

Income Category:

	Owner	Renter	Total	Person
Extremely Low	0	0	0	0
Low Mod	0	0	0	0
Moderate	0	0	0	0
Non Low Moderate	0	0	0	0
Total	0	0	0	0

Percent Low/Mod

Annual Accomplishments

No data returned for this view. This might be because the applied filter excludes all data.



U.S. Department of Housing and Urban Development
Office of Community Planning and Development
Integrated Disbursement and Information System
CDBG Activity Summary Report (GPR) for Program Year 2020
FORT WORTH

Date: 30-Nov-2021
Time: 13:39
Page: 40

PGM Year:	2019				
Project:	0003 - 19-20 Homeowner Housing Rehabilitation				
IDIS Activity:	7381 - 19-20 Cowtown Brush Up - Project {102361-991908}				
Status:	Open	Objective:	Create suitable living environments		
Location:	3720 Chenault St Fort Worth, TX 76111-5811	Outcome:	Sustainability		
		Matrix Code:	Rehab; Single-Unit Residential (14A)	National Objective:	LMH

Activity to prevent, prepare for, and respond to Coronavirus: No

Initial Funding Date: 11/09/2019

Description:
Trinity Habitat for Humanity will be the designated subrecipients for both the Cowtown Brush Up (CTBU) and Preserve-A-Home (PAH) programs.
The CTBU program covers the costs of scraping, prepping and minor repairs to fascia for preparation of homes that are owner occupied to be painted by volunteers.

Financing

	Fund Type	Grant Year	Grant	Funded Amount	Drawn In Program Year	Drawn Thru Program Year
CDBG	EN	2019	B19MC480010	\$455,000.00	\$188,414.20	\$452,839.60
Total	Total			\$455,000.00	\$188,414.20	\$452,839.60

Proposed Accomplishments

Housing Units : 100

Actual Accomplishments

Number assisted:

	Owner		Renter		Total		Person	
	Total	Hispanic	Total	Hispanic	Total	Hispanic	Total	Hispanic
White:	18	8	0	0	18	8	0	0
Black/African American:	71	0	0	0	71	0	0	0
Asian:	0	0	0	0	0	0	0	0
American Indian/Alaskan Native:	0	0	0	0	0	0	0	0
Native Hawaiian/Other Pacific Islander:	0	0	0	0	0	0	0	0
American Indian/Alaskan Native & White:	0	0	0	0	0	0	0	0
Asian White:	0	0	0	0	0	0	0	0
Black/African American & White:	0	0	0	0	0	0	0	0
American Indian/Alaskan Native & Black/African American:	0	0	0	0	0	0	0	0
Other multi-racial:	0	0	0	0	0	0	0	0
Asian/Pacific Islander:	0	0	0	0	0	0	0	0
Hispanic:	0	0	0	0	0	0	0	0



U.S. Department of Housing and Urban Development
Office of Community Planning and Development
Integrated Disbursement and Information System
CDBG Activity Summary Report (GPR) for Program Year 2020
FORT WORTH

Date: 30-Nov-2021
Time: 13:39
Page: 41

Total: 89 8 0 0 89 8 0 0

Female-headed Households: 70 0 70

Income Category:

	Owner	Renter	Total	Person
Extremely Low	50	0	50	0
Low Mod	36	0	36	0
Moderate	3	0	3	0
Non Low Moderate	0	0	0	0
Total	89	0	89	0
Percent Low/Mod	100.0%		100.0%	

Annual Accomplishments

Years	Accomplishment Narrative	# Benefitting
2019	89 homes were completed through the Cowtown Brush Up program during the program year (October 1, 2019 - September 30, 2020).	



U.S. Department of Housing and Urban Development
Office of Community Planning and Development
Integrated Disbursement and Information System
CDBG Activity Summary Report (GPR) for Program Year 2020
FORT WORTH

Date: 30-Nov-2021
Time: 13:39
Page: 42

PGM Year:	2019		
Project:	0003 - 19-20 Homeowner Housing Rehabilitation		
IDIS Activity:	7382 - 19-20 NSD Priority Repair {102361-991910}		
Status:	Open	Objective:	Create suitable living environments
Location:	3221 Evans Ave Fort Worth, TX 76110-4425	Outcome:	Sustainability
		Matrix Code:	Rehab; Single-Unit Residential (14A)
		National Objective:	LMH

Activity to prevent, prepare for, and respond to Coronavirus: No

Initial Funding Date: 11/09/2019

Description:

Priority Repair Program makes urgently needed minor repairs on behalf of low income homeowners, primarily for mechanical systems and roofs. Funds include \$150,000 in Program Income.

Financing

	Fund Type	Grant Year	Grant	Funded Amount	Drawn In Program Year	Drawn Thru Program Year
CDBG	EN	Pre-2015		\$276,790.48	\$0.00	\$0.00
		2014	B14MC480010		\$276,790.48	\$276,790.48
		2015	B15MC480010	\$80,709.54	\$80,709.54	\$80,709.54
		2019	B19MC480010	\$879,352.76	\$119,258.60	\$461,737.31
	PI			\$220,647.24	\$7,277.84	\$220,647.24
Total	Total			\$1,457,500.02	\$484,036.46	\$1,039,884.57

Proposed Accomplishments

Housing Units : 230

Actual Accomplishments

Number assisted:

	Owner		Renter		Total		Person	
	Total	Hispanic	Total	Hispanic	Total	Hispanic	Total	Hispanic
White:	47	32	0	0	47	32	0	0
Black/African American:	94	1	0	0	94	1	0	0
Asian:	1	0	0	0	1	0	0	0
American Indian/Alaskan Native:	1	0	0	0	1	0	0	0
Native Hawaiian/Other Pacific Islander:	0	0	0	0	0	0	0	0
American Indian/Alaskan Native & White:	0	0	0	0	0	0	0	0
Asian White:	0	0	0	0	0	0	0	0
Black/African American & White:	1	0	0	0	1	0	0	0
American Indian/Alaskan Native & Black/African American:	0	0	0	0	0	0	0	0



U.S. Department of Housing and Urban Development
Office of Community Planning and Development
Integrated Disbursement and Information System
CDBG Activity Summary Report (GPR) for Program Year 2020
FORT WORTH

Date: 30-Nov-2021
Time: 13:39
Page: 43

Other multi-racial:	3	0	0	0	3	0	0	0
Asian/Pacific Islander:	0	0	0	0	0	0	0	0
Hispanic:	0	0	0	0	0	0	0	0
Total:	147	33	0	0	147	33	0	0

Female-headed Households:	104	0	104
---------------------------	-----	---	-----

Income Category:

	Owner	Renter	Total	Person
Extremely Low	92	0	92	0
Low Mod	42	0	42	0
Moderate	20	0	20	0
Non Low Moderate	0	0	0	0
Total	154	0	154	0
Percent Low/Mod	100.0%		100.0%	

Annual Accomplishments

Years	Accomplishment Narrative	# Benefitting
2019	Priority Repair Program services were provided to 142 low-to-moderate income homeowners during the 2019-2020 program year (October 1, 2019 - September 30, 2020).	
2020	Priority Repair Program services were provided to 117 low-to-moderate income homeowners during the 2020-2021 program year (October 1, 2020 - September 30, 2021).	



U.S. Department of Housing and Urban Development
Office of Community Planning and Development
Integrated Disbursement and Information System
CDBG Activity Summary Report (GPR) for Program Year 2020
FORT WORTH

Date: 30-Nov-2021
Time: 13:39
Page: 44

PGM Year:	2019				
Project:	0003 - 19-20 Homeowner Housing Rehabilitation				
IDIS Activity:	7383 - Trinity Habitat for Humanity Preserve a Home Program - Northside {102361-991950}				
Status:	Open	Objective:	Create suitable living environments		
Location:	2307 Clinton Ave Fort Worth, TX 76164-8127	Outcome:	Sustainability		
		Matrix Code:	Rehab; Single-Unit Residential (14A)	National Objective:	LMH

Activity to prevent, prepare for, and respond to Coronavirus: No

Initial Funding Date: 11/09/2019

Description:

The purpose of the project is to restore homes for low-income persons from the Como neighborhood in Fort Worth. As a partner with the City's Lead-Safe Program, Trinity Habitat for Humanity will perform exterior work that is needed. Proposed improvements include replacing/repairing siding, roof replacement/repair, replacing/reglazing windows and doors and, replacing trim and painting.

Financing

	Fund Type	Grant Year	Grant	Funded Amount	Drawn In Program Year	Drawn Thru Program Year
CDBG	EN	2019	B19MC480010	\$400,000.00	\$48,515.87	\$48,515.87
Total	Total			\$400,000.00	\$48,515.87	\$48,515.87

Proposed Accomplishments

Housing Units : 40

Actual Accomplishments

Number assisted:

	Owner		Renter		Total		Person	
	Total	Hispanic	Total	Hispanic	Total	Hispanic	Total	Hispanic
White:	5	5	0	0	5	5	0	0
Black/African American:	0	0	0	0	0	0	0	0
Asian:	0	0	0	0	0	0	0	0
American Indian/Alaskan Native:	0	0	0	0	0	0	0	0
Native Hawaiian/Other Pacific Islander:	0	0	0	0	0	0	0	0
American Indian/Alaskan Native & White:	0	0	0	0	0	0	0	0
Asian White:	0	0	0	0	0	0	0	0
Black/African American & White:	0	0	0	0	0	0	0	0
American Indian/Alaskan Native & Black/African American:	0	0	0	0	0	0	0	0
Other multi-racial:	0	0	0	0	0	0	0	0
Asian/Pacific Islander:	0	0	0	0	0	0	0	0
Hispanic:	0	0	0	0	0	0	0	0



U.S. Department of Housing and Urban Development
 Office of Community Planning and Development
 Integrated Disbursement and Information System
 CDBG Activity Summary Report (GPR) for Program Year 2020
 FORT WORTH

Date: 30-Nov-2021
 Time: 13:39
 Page: 45

Total: 5 5 0 0 5 5 0 0

Female-headed Households: 5 0 5

Income Category:

	Owner	Renter	Total	Person
Extremely Low	4	0	4	0
Low Mod	0	0	0	0
Moderate	0	0	0	0
Non Low Moderate	1	0	1	0
Total	5	0	5	0
Percent Low/Mod	80.0%		80.0%	

Annual Accomplishments

Years	Accomplishment Narrative	# Benefitting
2020	Proposed improvements include replacing/repairing siding, roof replacement/repair, replacing/reglazing windows and doors and, replacing trim and painting. From Oct 2020 to August 2021, 5 homes have received services.	



U.S. Department of Housing and Urban Development
Office of Community Planning and Development
Integrated Disbursement and Information System
CDBG Activity Summary Report (GPR) for Program Year 2020
FORT WORTH

Date: 30-Nov-2021
Time: 13:39
Page: 46

PGM Year:	2019		
Project:	0005 - 19-20 Accessibility Improvements		
IDIS Activity:	7384 - 19-20 REACH, Inc. Project Ramp {102361-991911}		
Status:	Completed 11/23/2020 4:12:38 PM	Objective:	Create suitable living environments
Location:	2920 Lipscomb St Fort Worth, TX 76110-3556	Outcome:	Availability/accessibility
		Matrix Code:	Rehab; Single-Unit Residential (14A)
		National Objective:	LMH

Activity to prevent, prepare for, and respond to Coronavirus: No

Initial Funding Date: 11/09/2019

Description:

The program will install ramps, handrails and grab bars at the homes of individuals with mobility impairments in accordance with specifications outlined in the ADA Accessibility Guidelines and City requirements.

Financing

	Fund Type	Grant Year	Grant	Funded Amount	Drawn In Program Year	Drawn Thru Program Year
CDBG	EN	2019	B19MC480010	\$53,583.54	\$0.00	\$53,583.54
	PI			\$46,416.46	\$0.00	\$46,416.46
Total	Total			\$100,000.00	\$0.00	\$100,000.00

Proposed Accomplishments

Housing Units : 65

Actual Accomplishments

Number assisted:

	Owner		Renter		Total		Person	
	Total	Hispanic	Total	Hispanic	Total	Hispanic	Total	Hispanic
White:	30	21	0	0	30	21	0	0
Black/African American:	29	0	0	0	29	0	0	0
Asian:	0	0	0	0	0	0	0	0
American Indian/Alaskan Native:	0	0	0	0	0	0	0	0
Native Hawaiian/Other Pacific Islander:	0	0	0	0	0	0	0	0
American Indian/Alaskan Native & White:	0	0	0	0	0	0	0	0
Asian White:	0	0	0	0	0	0	0	0
Black/African American & White:	0	0	0	0	0	0	0	0
American Indian/Alaskan Native & Black/African American:	0	0	0	0	0	0	0	0
Other multi-racial:	0	0	0	0	0	0	0	0
Asian/Pacific Islander:	0	0	0	0	0	0	0	0



U.S. Department of Housing and Urban Development
 Office of Community Planning and Development
 Integrated Disbursement and Information System
 CDBG Activity Summary Report (GPR) for Program Year 2020
 FORT WORTH

Date: 30-Nov-2021
 Time: 13:39
 Page: 47

Hispanic:	0	0	0	0	0	0	0	0
Total:	59	21	0	0	59	21	0	0
Female-headed Households:	31		0		31			

Income Category:

	Owner	Renter	Total	Person
Extremely Low	28	0	28	0
Low Mod	14	0	14	0
Moderate	16	0	16	0
Non Low Moderate	1	0	1	0
Total	59	0	59	0
Percent Low/Mod	98.3%		98.3%	

Annual Accomplishments

Years	Accomplishment Narrative	# Benefitting
2019	REACH provided ramps, grab bars, and/or other accessibility improvements to 59 households through September 30, 2020. City of Fort Worth reimbursed the agency \$100,000.00 for services provided during the program year.	



U.S. Department of Housing and Urban Development
Office of Community Planning and Development
Integrated Disbursement and Information System
CDBG Activity Summary Report (GPR) for Program Year 2020
FORT WORTH

Date: 30-Nov-2021
Time: 13:39
Page: 48

PGM Year:	2019				
Project:	0005 - 19-20 Accessibility Improvements				
IDIS Activity:	7387 - 19-20 Southside Community Center--ADA Improvements {102361-A01953}				
Status:	Open	Objective:	Create suitable living environments		
Location:	959 E Rosedale St Fort Worth, TX 76104-5126	Outcome:	Availability/accessibility		
		Matrix Code:	Neighborhood Facilities (03E)	National Objective:	LMA

Activity to prevent, prepare for, and respond to Coronavirus: No

Initial Funding Date: 11/11/2019

Description:

CDBG funds will be used to make ADA-compliant accessibility improvements at Southside Community Center (959 E. Rosedale Street, 76104), including bathrooms, entry ways, parking lots, and other improvements to benefit elderly and disabled City residents.

Financing

	Fund Type	Grant Year	Grant	Funded Amount	Drawn In Program Year	Drawn Thru Program Year
CDBG	EN	2019	B19MC480010	\$370,500.00	\$25,398.66	\$59,648.66
Total	Total			\$370,500.00	\$25,398.66	\$59,648.66

Proposed Accomplishments

Public Facilities : 1

Total Population in Service Area: 2,535

Census Tract Percent Low / Mod: 86.39

Annual Accomplishments

Years	Accomplishment Narrative	# Benefitting
2019	The design for this project is underway. Design for this project is anticipated to be completed by the Summer of 2021 with construction beginning in 2021.	



U.S. Department of Housing and Urban Development
Office of Community Planning and Development
Integrated Disbursement and Information System
CDBG Activity Summary Report (GPR) for Program Year 2020
FORT WORTH

Date: 30-Nov-2021
Time: 13:39
Page: 49

PGM Year:	2019				
Project:	0006 - 19-20 Poverty Reduction Programs				
IDIS Activity:	7388 - 19-20 The Ladder Alliance - Employment Training {102361-991922}				
Status:	Completed 11/20/2020 8:42:49 PM	Objective:	Create economic opportunities		
Location:	1100 Hemphill St Ste 302 Fort Worth, TX 76104-4675	Outcome:	Sustainability		
		Matrix Code:	Employment Training (05H)	National Objective:	LMCSV

Activity to prevent, prepare for, and respond to Coronavirus: No

Initial Funding Date: 11/11/2019

Description:

Professional Office Skills Training (POST) and Basic Computer Skills Training (BCST) classes are conducted at One Safe Place; 1100 Hemphill Street, Suite 302; Fort Worth, TX 76104.

BCST classes are also taught at Opening Doors for Women In Need; 3600 Horne Street; Fort Worth, TX 76107.

The Women's Center of Tarrant County provides one week of the POST program at 1723 Hemphill; Fort Worth, TX 76110.

Job Seekers will be offered once a month at Worth Heights Community Center; 3551 New York Avenue; Fort Worth, TX 76110

Financing

	Fund Type	Grant Year	Grant	Funded Amount	Drawn In Program Year	Drawn Thru Program Year
CDBG	EN	2019	B19MC480010	\$59,249.23	\$0.00	\$59,249.23
	PI			\$10,750.77	\$0.00	\$10,750.77
Total	Total			\$70,000.00	\$0.00	\$70,000.00

Proposed Accomplishments

People (General) : 200

Actual Accomplishments

Number assisted:

	Owner		Renter		Total		Person	
	Total	Hispanic	Total	Hispanic	Total	Hispanic	Total	Hispanic
White:	0	0	0	0	0	0	100	68
Black/African American:	0	0	0	0	0	0	76	2
Asian:	0	0	0	0	0	0	3	0
American Indian/Alaskan Native:	0	0	0	0	0	0	3	2
Native Hawaiian/Other Pacific Islander:	0	0	0	0	0	0	0	0
American Indian/Alaskan Native & White:	0	0	0	0	0	0	0	0
Asian White:	0	0	0	0	0	0	0	0
Black/African American & White:	0	0	0	0	0	0	9	0
American Indian/Alaskan Native & Black/African American:	0	0	0	0	0	0	1	0
Other multi-racial:	0	0	0	0	0	0	13	9



U.S. Department of Housing and Urban Development
Office of Community Planning and Development
Integrated Disbursement and Information System
CDBG Activity Summary Report (GPR) for Program Year 2020
FORT WORTH

Date: 30-Nov-2021
Time: 13:39
Page: 50

Asian/Pacific Islander:	0	0	0	0	0	0	0	0
Hispanic:	0	0	0	0	0	0	0	0
Total:	0	0	0	0	0	0	205	81

Female-headed Households: 0 0 0

Income Category:

	Owner	Renter	Total	Person
Extremely Low	0	0	0	96
Low Mod	0	0	0	48
Moderate	0	0	0	30
Non Low Moderate	0	0	0	31
Total	0	0	0	205
Percent Low/Mod				84.9%

Annual Accomplishments

Years	Accomplishment Narrative	# Benefitting
2019	<p>The Program consisted of the Professional Office Skills Training (POST), Job Seekers and Basic Computer Skills Training (BCST), which will provide income-eligible Fort Worth residents with professional skills. The POST Program offered training in advanced computer skills, customer service and business communication. The 80-hour BCST Program curriculum focused on computer skills training including keyboarding, Word, Excel, and internet usage. The Job Seekers class is a monthly seminar which will be held at one of the City's Neighborhood Centers. The Job Seekers class is comprised of two four-hour class periods.</p> <p>Note: Due to the effects of COVID-19, The Ladder Alliance delivery methods were altered to align with social distancing standards. All services the agency provided were being held virtually only. From October 1, 2019 to September 30, 2020, the City of Fort Worth reimbursed the agency \$70,000.00 in CDBG funds.</p> <p>CDBG Funds were used to pay for a percentage of salaries for Program employees. The percentage of any Program employee's salary did not exceed the percentage of Fort Worth clients participating in the Program. The agency served 205 unduplicated clients during the contract year.</p>	



U.S. Department of Housing and Urban Development
Office of Community Planning and Development
Integrated Disbursement and Information System
CDBG Activity Summary Report (GPR) for Program Year 2020
FORT WORTH

Date: 30-Nov-2021
Time: 13:39
Page: 51

PGM Year: 2019
Project: 0006 - 19-20 Poverty Reduction Programs
IDIS Activity: 7389 - 19-20 Goodwill - Employment Training {102361-991940}

Status: Completed 11/18/2020 9:53:54 PM

Location: 4005 Campus Dr Fort Worth, TX 76119-5529

Objective: Create economic opportunities

Outcome: Sustainability

Matrix Code: Employment Training (05H)

National Objective: LMC

Activity to prevent, prepare for, and respond to Coronavirus: No

Initial Funding Date: 11/11/2019

Description:

Through individualized assessment, intensive training, one-on-one case management and personalized job placement the Goodwill WorksCommunity works program assists adults and young adults experiencing homelessness to gain vital job skills, develop career pathways, and attain economic stability. Clients will also be provided with referrals to partners in all areas but especially those in the behavioral health and rapid rehousing, as we are a part of the HMIS front door program in Tarrant County.

Financing

	Fund Type	Grant Year	Grant	Funded Amount	Drawn In Program Year	Drawn Thru Program Year
CDBG	EN	2019	B19MC480010	\$71,765.77	\$0.00	\$71,765.77
	PI			\$17,608.65	\$0.00	\$17,608.65
Total	Total			\$89,374.42	\$0.00	\$89,374.42

Proposed Accomplishments

People (General) : 47

Actual Accomplishments

Number assisted:

	Owner		Renter		Total		Person	
	Total	Hispanic	Total	Hispanic	Total	Hispanic	Total	Hispanic
White:	0	0	0	0	0	0	44	15
Black/African American:	0	0	0	0	0	0	62	1
Asian:	0	0	0	0	0	0	1	0
American Indian/Alaskan Native:	0	0	0	0	0	0	1	0
Native Hawaiian/Other Pacific Islander:	0	0	0	0	0	0	0	0
American Indian/Alaskan Native & White:	0	0	0	0	0	0	2	2
Asian White:	0	0	0	0	0	0	0	0
Black/African American & White:	0	0	0	0	0	0	1	0
American Indian/Alaskan Native & Black/African American:	0	0	0	0	0	0	0	0
Other multi-racial:	0	0	0	0	0	0	13	9



U.S. Department of Housing and Urban Development
Office of Community Planning and Development
Integrated Disbursement and Information System
CDBG Activity Summary Report (GPR) for Program Year 2020
FORT WORTH

Date: 30-Nov-2021
Time: 13:39
Page: 52

Asian/Pacific Islander:	0	0	0	0	0	0	0	0
Hispanic:	0	0	0	0	0	0	0	0
Total:	0	0	0	0	0	0	124	27
Female-headed Households:	0		0		0			

Income Category:

	Owner	Renter	Total	Person
Extremely Low	0	0	0	117
Low Mod	0	0	0	4
Moderate	0	0	0	3
Non Low Moderate	0	0	0	0
Total	0	0	0	124
Percent Low/Mod				100.0%

Annual Accomplishments

Years	Accomplishment Narrative	# Benefitting
2019	<p>The Program will provide holistic and intensive employment services to Fort Worth community members experiencing homelessness or who are at imminent risk of becoming homeless and are experiencing unemployment. Services will be based on client need and include, but not be limited to, complete case management from intake through sustained employment, occupational and employment readiness training, person-centered job placement, computer skills training, life-skills and financial literacy training, and referrals to partnering agencies for supplemental support services. Services at the Community Center include job-readiness workshops, soft-skills/life skills workshops, resume writing tutorial, etc. The target population for the program are unemployed adults and young adults experiencing homelessness or at imminent risk of becoming homeless. Program aims to have each client enter employment receiving a wage at or above 125% of the federal poverty income guidelines and to ensure clients remain employed for a minimum of 90 days receiving at least the same level of wage.</p> <p>From October 1, 2019 to September 30, 2020, the City of Fort Worth reimbursed the agency \$89,374.42 in CDBG funds. CDBG Funds were used to pay for two employees' salaries dedicating 100% of their time to the Program. A percentage of the Manager's position was also paid for using CDBG funds. The agency served 124 unduplicated clients during the contract year.</p>	



U.S. Department of Housing and Urban Development
Office of Community Planning and Development
Integrated Disbursement and Information System
CDBG Activity Summary Report (GPR) for Program Year 2020
FORT WORTH

Date: 30-Nov-2021
Time: 13:39
Page: 53

PGM Year:	2019				
Project:	0007 - 19-20 Affordable Housing				
IDIS Activity:	7390 - 19-20 Housing Channel- Counseling & Foreclosure {102361-991938}				
Status:	Completed 11/18/2020 9:39:06 PM	Objective:	Provide decent affordable housing		
Location:	4200 South Fwy Ste 307 Fort Worth, TX 76115-1404	Outcome:	Availability/accessibility		
		Matrix Code:	Housing Counseling only, under 24 CFR 5.100 (05U)	National Objective:	LMC

Activity to prevent, prepare for, and respond to Coronavirus: No

Initial Funding Date: 11/11/2019

Description:

Housing counseling and education services to Fort Worth residents in English and Spanish to include the following activities: homebuyer outreach/orientation sessions, individual pre-purchase and foreclosure prevention counseling, credit counseling, budget management and financial literacy, homebuyer training and post-purchase workshops.

Financing

	Fund Type	Grant Year	Grant	Funded Amount	Drawn In Program Year	Drawn Thru Program Year
CDBG	EN	2019	B19MC480010	\$104,013.57	\$0.00	\$104,013.57
	PI			\$20,800.82	\$0.00	\$20,800.82
Total	Total			\$124,814.39	\$0.00	\$124,814.39

Proposed Accomplishments

People (General) : 375

Actual Accomplishments

Number assisted:

	Owner		Renter		Total		Person	
	Total	Hispanic	Total	Hispanic	Total	Hispanic	Total	Hispanic
White:	0	0	0	0	0	0	80	47
Black/African American:	0	0	0	0	0	0	178	4
Asian:	0	0	0	0	0	0	2	0
American Indian/Alaskan Native:	0	0	0	0	0	0	2	1
Native Hawaiian/Other Pacific Islander:	0	0	0	0	0	0	0	0
American Indian/Alaskan Native & White:	0	0	0	0	0	0	1	1
Asian White:	0	0	0	0	0	0	0	0
Black/African American & White:	0	0	0	0	0	0	18	0
American Indian/Alaskan Native & Black/African American:	0	0	0	0	0	0	4	0
Other multi-racial:	0	0	0	0	0	0	8	6
Asian/Pacific Islander:	0	0	0	0	0	0	0	0



U.S. Department of Housing and Urban Development
Office of Community Planning and Development
Integrated Disbursement and Information System
CDBG Activity Summary Report (GPR) for Program Year 2020
FORT WORTH

Date: 30-Nov-2021
Time: 13:39
Page: 54

Hispanic:	0	0	0	0	0	0	0	0
Total:	0	0	0	0	0	0	293	59
Female-headed Households:	0		0		0			
<i>Income Category:</i>								
	Owner	Renter	Total	Person				
Extremely Low	0	0	0	23				
Low Mod	0	0	0	75				
Moderate	0	0	0	139				
Non Low Moderate	0	0	0	56				
Total	0	0	0	293				
Percent Low/Mod	80.9%							

Annual Accomplishments

Years	Accomplishment Narrative	# Benefitting
2019	<p>The Program provided homeownership training in accordance with HUD requirements, including in-depth one-on-one pre-purchase housing counseling and group education workshops consisting of money management including basic debt management, household budgeting, consumer education, landscaping, routine maintenance, and a review of the city's Homebuyer Assistance Program (HAP) requirements as well as foreclosure prevention services to income-eligible home buyers and home owners. Agency's Program services were provided through phone counseling sessions, virtual online meetings, and/or virtual classes during the COVID-19 Pandemic. Agency hosted virtual classes twice a month.</p> <p>From October 1, 2019 to September 30, 2020, the City of Fort Worth reimbursed the agency \$124,814.39 in CDBG funds. CDBG funds were used to pay for salaries for staff involved in housing counseling and education, directly-related coordination and staff support. CDBG funds were also used to pay for part of the facility rent with cost based on allocation of CDBG space, time, and sq. footage. The agency served 293 unduplicated clients during the contract year.</p>	



U.S. Department of Housing and Urban Development
Office of Community Planning and Development
Integrated Disbursement and Information System
CDBG Activity Summary Report (GPR) for Program Year 2020
FORT WORTH

Date: 30-Nov-2021
Time: 13:39
Page: 55

PGM Year: 2019
Project: 0008 - 19-20 Reading & Educational Support Services
IDIS Activity: 7391 - 19-20 AB Christian Learning Center {102361-991925}

Status: Completed 11/20/2020 3:24:59 PM

Location: 5565 Truman Dr Fort Worth, TX 76112-7652

Objective: Provide decent affordable housing

Outcome: Affordability

Matrix Code: Child Care Services (05L)

National Objective: LMC

Activity to prevent, prepare for, and respond to Coronavirus: No

Initial Funding Date: 11/11/2019

Description:

The Program provides after school academic tutoring with a STEM (Science, Technology, Engineering, and Mathematics) component to youth K-5 to children ages 0 to 12 years of Income Eligible Clients.

Financing

	Fund Type	Grant Year	Grant	Funded Amount	Drawn In Program Year	Drawn Thru Program Year
CDBG	EN	2019	B19MC480010	\$89,036.44	\$0.00	\$89,036.44
	PI			\$13,655.84	\$0.00	\$13,655.84
Total	Total			\$102,692.28	\$0.00	\$102,692.28

Proposed Accomplishments

People (General) : 60

Actual Accomplishments

Number assisted:

	Owner		Renter		Total		Person	
	Total	Hispanic	Total	Hispanic	Total	Hispanic	Total	Hispanic
White:	0	0	0	0	0	0	14	14
Black/African American:	0	0	0	0	0	0	83	1
Asian:	0	0	0	0	0	0	0	0
American Indian/Alaskan Native:	0	0	0	0	0	0	0	0
Native Hawaiian/Other Pacific Islander:	0	0	0	0	0	0	0	0
American Indian/Alaskan Native & White:	0	0	0	0	0	0	0	0
Asian White:	0	0	0	0	0	0	0	0
Black/African American & White:	0	0	0	0	0	0	4	0
American Indian/Alaskan Native & Black/African American:	0	0	0	0	0	0	0	0
Other multi-racial:	0	0	0	0	0	0	0	0
Asian/Pacific Islander:	0	0	0	0	0	0	0	0



U.S. Department of Housing and Urban Development
Office of Community Planning and Development
Integrated Disbursement and Information System
CDBG Activity Summary Report (GPR) for Program Year 2020
FORT WORTH

Date: 30-Nov-2021
Time: 13:39
Page: 56

Hispanic:	0	0	0	0	0	0	0	0
Total:	0	0	0	0	0	0	101	15
Female-headed Households:	0		0		0			
<i>Income Category:</i>								
	Owner	Renter	Total	Person				
Extremely Low	0	0	0	48				
Low Mod	0	0	0	41				
Moderate	0	0	0	7				
Non Low Moderate	0	0	0	5				
Total	0	0	0	101				
Percent Low/Mod	95.0%							

Annual Accomplishments

Years	Accomplishment Narrative	# Benefitting
2019	<p>AB Christian Learning Center provided clients with after-school academic tutoring with a STEM (Science, Technology, Engineering and Mathematics) component to children ages 0 to 12 years of age. Each child received a nutritional snack, tutoring and homework assistance. Reading assessments was conducted on each student at the beginning and at the end of the Program to determine student progress. Program services were offered at 5005 Brentwood Stair Road, Suite 200, Fort Worth, TX 76112.</p> <p>From October 1, 2019 to September 30, 2020, the City of Fort Worth reimbursed the agency ???? in CDBG funds.</p> <p>CDBG Funds were used to pay for salaries, FICA for Program employees, and participants membership fees charged by the service location (community center). The agency served ??? unduplicated clients during the contract year.</p>	



U.S. Department of Housing and Urban Development
Office of Community Planning and Development
Integrated Disbursement and Information System
CDBG Activity Summary Report (GPR) for Program Year 2020
FORT WORTH

Date: 30-Nov-2021
Time: 13:39
Page: 57

PGM Year:	2019		
Project:	0008 - 19-20 Reading & Educational Support Services		
IDIS Activity:	7392 - 19-20 AB Christian Learning Center Freedom School Summer Reading Program {102361-991925}		
Status:	Completed 10/13/2020 5:45:30 PM	Objective:	Create suitable living environments
Location:	5005 Brentwood Stair Rd Fort Worth, TX 76112-2858	Outcome:	Availability/accessibility
		Matrix Code:	Child Care Services (05L)
		National Objective:	LMC

Activity to prevent, prepare for, and respond to Coronavirus: No

Initial Funding Date: 11/11/2019

Description:

The Children's Defense Fund (CDF) Freedom Schools program provides summer school enrichment through a research based and multicultural curriculum that supports children and families through five essential components: 1) high-quality reading, literacy and character building enrichment; 2) parent and family involvement; 3) civic engagement and social action; 4) inter-generational servant leadership development; and 5) nutrition and health.

The CDF program boosts student motivation to read, generates positive attitudes towards learning, and connects the needs of children and families to existing resources in their communities. Increase in the level of existing services by providing summer reading program to vulnerable youth from 170 students in summer 2019 to 280 students for summer 2020.

Financing

	Fund Type	Grant Year	Grant	Funded Amount	Drawn In Program Year	Drawn Thru Program Year
CDBG	EN	2019	B19MC480010	\$59,703.55	\$0.00	\$59,703.55
	PI			\$4,628.95	\$0.00	\$4,628.95
Total	Total			\$64,332.50	\$0.00	\$64,332.50

Proposed Accomplishments

People (General) : 50

Actual Accomplishments

Number assisted:

	Owner		Renter		Total		Person	
	Total	Hispanic	Total	Hispanic	Total	Hispanic	Total	Hispanic
White:	0	0	0	0	0	0	7	7
Black/African American:	0	0	0	0	0	0	78	0
Asian:	0	0	0	0	0	0	0	0
American Indian/Alaskan Native:	0	0	0	0	0	0	0	0
Native Hawaiian/Other Pacific Islander:	0	0	0	0	0	0	0	0
American Indian/Alaskan Native & White:	0	0	0	0	0	0	0	0
Asian White:	0	0	0	0	0	0	0	0
Black/African American & White:	0	0	0	0	0	0	0	0
American Indian/Alaskan Native & Black/African American:	0	0	0	0	0	0	0	0
Other multi-racial:	0	0	0	0	0	0	0	0



U.S. Department of Housing and Urban Development
Office of Community Planning and Development
Integrated Disbursement and Information System
CDBG Activity Summary Report (GPR) for Program Year 2020
FORT WORTH

Date: 30-Nov-2021
Time: 13:39
Page: 58

Asian/Pacific Islander:	0	0	0	0	0	0	0	0
Hispanic:	0	0	0	0	0	0	0	0
Total:	0	0	0	0	0	0	85	7

Female-headed Households: 0 0 0 0 0 0 0 0 0

Income Category:

	Owner	Renter	Total	Person
Extremely Low	0	0	0	35
Low Mod	0	0	0	33
Moderate	0	0	0	6
Non Low Moderate	0	0	0	11
Total	0	0	0	85
Percent Low/Mod				87.1%

Annual Accomplishments

Years	Accomplishment Narrative	# Benefitting
2019	Funds were used for the AB Christian Learning Center Children's Defense Fund Summer Reading Program providing a full day summer reading program to students grades Pre-K thru 5th. Services included enrichment activities, and field trips. Students were provided a USDA nutritional breakfast, lunch, and snacks. All services were provided on a first come first serve basis to low income students, primarily living in zip codes 76104, 76105, 76112 and 76119. Services were provided without regard to race, sex, or national origin. All services were provided free of cost to families. For the grant period October 1, 2019 through September 30, 2020, a total of 85 students were served. Total expenses for the program year were \$64,332.50.	



U.S. Department of Housing and Urban Development
Office of Community Planning and Development
Integrated Disbursement and Information System
CDBG Activity Summary Report (GPR) for Program Year 2020
FORT WORTH

Date: 30-Nov-2021
Time: 13:39
Page: 59

PGM Year: 2019
Project: 0008 - 19-20 Reading & Educational Support Services
IDIS Activity: 7393 - 19-20 United Community Centers Center {102361-991930}

Status: Completed 11/20/2020 8:23:03 PM

Location: 1200 E Maddox Ave Fort Worth, TX 76104-5745

Objective: Create suitable living environments

Outcome: Availability/accessibility

Matrix Code: Youth Services (05D)

National Objective: LMC

Activity to prevent, prepare for, and respond to Coronavirus: No

Initial Funding Date: 11/11/2019

Description:

The Program provides a reading program and after school and full-day Summer Program to children ages 0 to 12 years of Income Eligible Clients. Program services will assist children and youth to read, write and comprehend. A snack and hot meal will be provided each day to each participant of the Program.

Financing

	Fund Type	Grant Year	Grant	Funded Amount	Drawn In Program Year	Drawn Thru Program Year
CDBG	EN	2019	B19MC480010	\$89,970.55	\$0.00	\$89,970.55
	PI			\$15,706.31	\$0.00	\$15,706.31
Total	Total			\$105,676.86	\$0.00	\$105,676.86

Proposed Accomplishments

People (General) : 100

Actual Accomplishments

Number assisted:

	Owner		Renter		Total		Person	
	Total	Hispanic	Total	Hispanic	Total	Hispanic	Total	Hispanic
White:	0	0	0	0	0	0	257	242
Black/African American:	0	0	0	0	0	0	113	1
Asian:	0	0	0	0	0	0	1	0
American Indian/Alaskan Native:	0	0	0	0	0	0	0	0
Native Hawaiian/Other Pacific Islander:	0	0	0	0	0	0	0	0
American Indian/Alaskan Native & White:	0	0	0	0	0	0	0	0
Asian White:	0	0	0	0	0	0	0	0
Black/African American & White:	0	0	0	0	0	0	2	0
American Indian/Alaskan Native & Black/African American:	0	0	0	0	0	0	0	0
Other multi-racial:	0	0	0	0	0	0	0	0
Asian/Pacific Islander:	0	0	0	0	0	0	0	0



U.S. Department of Housing and Urban Development
 Office of Community Planning and Development
 Integrated Disbursement and Information System
 CDBG Activity Summary Report (GPR) for Program Year 2020
 FORT WORTH

Date: 30-Nov-2021
 Time: 13:39
 Page: 60

Hispanic:	0	0	0	0	0	0	0	0
Total:	0	0	0	0	0	0	373	243

Female-headed Households:	0	0	0
---------------------------	---	---	---

Income Category:

	Owner	Renter	Total	Person
Extremely Low	0	0	0	242
Low Mod	0	0	0	94
Moderate	0	0	0	32
Non Low Moderate	0	0	0	5
Total	0	0	0	373
Percent Low/Mod				98.7%

Annual Accomplishments



U.S. Department of Housing and Urban Development
Office of Community Planning and Development
Integrated Disbursement and Information System
CDBG Activity Summary Report (GPR) for Program Year 2020
FORT WORTH

Date: 30-Nov-2021
Time: 13:39
Page: 61

Years	Accomplishment Narrative	# Benefitting
2019	<p>The Educational Enrichment, Literacy for Life, program provided a child care literacy program. The Program assisted children in pre-k to 13 years of age with reading, writing, comprehension and increased literacy skills, in addition to the licensed child care after-school program during the regular school year and full-day during the summer.</p> <p>From October 1, 2019 to September 30, 2020, the City of Fort Worth reimbursed the agency \$70,000.00 in CDBG funds. CDBG Funds were used to pay for a percentage of salaries for Program employees and child care aide. The percentage of any Program employee's salary and benefits did not exceed the percentage of Fort Worth clients participating in the Program. The agency served 225 unduplicated clients during the contract year.</p> <p>Ash Crescent Emergency Food Program This Program provided lunches and meals as needed by very low-income households in the community, and particularly on Friday, Saturday, and Sunday, at apartment complexes located in the neighborhood. The Emergency Feeding Program will run for a Six-week period beginning April 24, 2020, providing approximately 350 meals a day for children in poverty. CDBG funds were used to pay costs listed on the attached Budget exhibit.</p> <p>From October 1, 2019 to September 30, 2020, the City of Fort Worth reimbursed the agency \$35,676.86 in CDBG funds. CDBG Funds were used to pay for salaries, and weekend meals for the Program. The percentage of any Program employee's salary and benefits did not exceed the percentage of Fort Worth clients participating in the Program. The agency served 120 unduplicated clients during the contract year.</p> <p>Ash Crescent Summer Day Camp: The Ash Crescent Summer Day Camp Program is a youth / child care program that served children from pre-le to 13 years of age with a strong reading & literacy emphasis. The program ran for 9 weeks during the summer. The program also allowed for drop in registration (minimal advance scheduling requirement for parents) and was provided at no cost to parents. The program provided an array of summer activities, one or more field trips, and food including snacks. Ash Crescent Summer Day Camp Program services were provided during the summer for 9 weeks at the following location on Monday through Friday, 9 a.m. to 2 p.m. CDBG funds were used to pay costs listed on the attached Budget exhibit. Greater United Missionary Baptist Church, 1624 Jessamine Street, Fort Worth, TX 76104</p> <p>From October 1, 2019 to September 30, 2020, the City of Fort Worth reimbursed the agency \$19,650.85 in CDBG funds. CDBG Funds were used to pay for salaries, transportation, teaching aids (professional fees), field trip expenses, curriculum, educational supplies, rent, and cleaning supplies for the Program. The percentage of any Program employee's salary and benefits did not exceed the percentage of Fort Worth clients participating in the Program. The agency served 28 unduplicated clients during the contract year.</p>	



U.S. Department of Housing and Urban Development
Office of Community Planning and Development
Integrated Disbursement and Information System
CDBG Activity Summary Report (GPR) for Program Year 2020
FORT WORTH

Date: 30-Nov-2021
Time: 13:39
Page: 62

PGM Year:	2019		
Project:	0008 - 19-20 Reading & Educational Support Services		
IDIS Activity:	7394 - 19-20 Camp Fire First Texas - Afterschool Programs {102361-991935}		
Status:	Completed 11/20/2020 8:24:25 PM	Objective:	Create suitable living environments
Location:	2700 Meacham Blvd Fort Worth, TX 76137-4601	Outcome:	Availability/accessibility
		Matrix Code:	Youth Services (05D)
		National Objective:	LMC

Activity to prevent, prepare for, and respond to Coronavirus: No

Initial Funding Date: 11/11/2019

Description:

A safe, healthy, fun and academically rich after school program for children and youth.
The research based curriculum focuses on social emotional learning and includes STEAM activities, homework help, outdoor education, reading and literacy development.

Financing

	Fund Type	Grant Year	Grant	Funded Amount	Drawn In Program Year	Drawn Thru Program Year
CDBG	EN	2019	B19MC480010	\$33,251.27	\$0.00	\$33,251.27
	PI			\$7,466.56	\$0.00	\$7,466.56
Total	Total			\$40,717.83	\$0.00	\$40,717.83

Proposed Accomplishments

People (General) : 215

Actual Accomplishments

Number assisted:

	Owner		Renter		Total		Person	
	Total	Hispanic	Total	Hispanic	Total	Hispanic	Total	Hispanic
White:	0	0	0	0	0	0	88	64
Black/African American:	0	0	0	0	0	0	22	5
Asian:	0	0	0	0	0	0	10	3
American Indian/Alaskan Native:	0	0	0	0	0	0	0	0
Native Hawaiian/Other Pacific Islander:	0	0	0	0	0	0	0	0
American Indian/Alaskan Native & White:	0	0	0	0	0	0	0	0
Asian White:	0	0	0	0	0	0	0	0
Black/African American & White:	0	0	0	0	0	0	8	0
American Indian/Alaskan Native & Black/African American:	0	0	0	0	0	0	0	0
Other multi-racial:	0	0	0	0	0	0	5	3
Asian/Pacific Islander:	0	0	0	0	0	0	0	0



U.S. Department of Housing and Urban Development
Office of Community Planning and Development
Integrated Disbursement and Information System
CDBG Activity Summary Report (GPR) for Program Year 2020
FORT WORTH

Date: 30-Nov-2021
Time: 13:39
Page: 63

Hispanic:	0	0	0	0	0	0	0	0
Total:	0	0	0	0	0	0	133	75
Female-headed Households:	0		0		0			
<i>Income Category:</i>								
	Owner	Renter	Total	Person				
Extremely Low	0	0	0	18				
Low Mod	0	0	0	33				
Moderate	0	0	0	29				
Non Low Moderate	0	0	0	53				
Total	0	0	0	133				
Percent Low/Mod	60.2%							

Annual Accomplishments

Years	Accomplishment Narrative	# Benefitting
2019	<p>Camp Fire provides a safe, healthy, fun and academically rich after school and summer day camp program for children and youth. The research-based curriculum focuses on social emotional learning and includes Science, Technology, Engineering, Arts, and Math (STEM) activities, homework help, outdoor education, reading and literacy development.</p> <p>From October 1, 2019 to September 30, 2020, the City of Fort Worth reimbursed the agency \$40,717.83 in CDBG funds. CDBG Funds were used to pay for a percentage of salaries for Program employees. The percentage of any Program employee's salary did not exceed the percentage of Fort Worth clients participating in the Program. The agency served 133 unduplicated clients during the contract year.</p>	



U.S. Department of Housing and Urban Development
Office of Community Planning and Development
Integrated Disbursement and Information System
CDBG Activity Summary Report (GPR) for Program Year 2020
FORT WORTH

Date: 30-Nov-2021
Time: 13:39
Page: 64

PGM Year:	2019				
Project:	0009 - 19-20 Youth Services				
IDIS Activity:	7397 - 19-20 Girls Inc of Tarrant County {102361-991936}				
Status:	Completed 11/18/2020 9:00:07 PM	Objective:	Create economic opportunities		
Location:	1226 E Weatherford St Fort Worth, TX 76102-3345	Outcome:	Availability/accessibility		
		Matrix Code:	Youth Services (05D)		National Objective: LMC

Activity to prevent, prepare for, and respond to Coronavirus: No

Initial Funding Date: 11/11/2019

Description:

Research-based education, prevention, and leadership programs for girls in the 7610676164 zip code area.

Girls Inc.

curricula addresses the issues girls face including lack of self-esteem & self-confidence, lack of support at home, lack of interest in school, poor academic performance, poor study habits & time management, substance abuse, anger, aggressive behavior, early sexual behavior, teen pregnancy, and other barriers to academic and personal success.

Financing

	Fund Type	Grant Year	Grant	Funded Amount	Drawn In Program Year	Drawn Thru Program Year
CDBG	EN	2019	B19MC480010	\$54,792.28	\$0.00	\$54,792.28
	PI			\$15,207.72	\$0.00	\$15,207.72
Total	Total			\$70,000.00	\$0.00	\$70,000.00

Proposed Accomplishments

People (General) : 233

Actual Accomplishments

Number assisted:

	Owner		Renter		Total		Person	
	Total	Hispanic	Total	Hispanic	Total	Hispanic	Total	Hispanic
White:	0	0	0	0	0	0	185	183
Black/African American:	0	0	0	0	0	0	1	1
Asian:	0	0	0	0	0	0	0	0
American Indian/Alaskan Native:	0	0	0	0	0	0	0	0
Native Hawaiian/Other Pacific Islander:	0	0	0	0	0	0	0	0
American Indian/Alaskan Native & White:	0	0	0	0	0	0	2	2
Asian White:	0	0	0	0	0	0	0	0
Black/African American & White:	0	0	0	0	0	0	0	0
American Indian/Alaskan Native & Black/African American:	0	0	0	0	0	0	0	0
Other multi-racial:	0	0	0	0	0	0	8	8



U.S. Department of Housing and Urban Development
Office of Community Planning and Development
Integrated Disbursement and Information System
CDBG Activity Summary Report (GPR) for Program Year 2020
FORT WORTH

Date: 30-Nov-2021
Time: 13:39
Page: 65

Asian/Pacific Islander:	0	0	0	0	0	0	0	0
Hispanic:	0	0	0	0	0	0	0	0
Total:	0	0	0	0	0	0	196	194
Female-headed Households:	0		0		0			

Income Category:

	Owner	Renter	Total	Person
Extremely Low	0	0	0	95
Low Mod	0	0	0	52
Moderate	0	0	0	38
Non Low Moderate	0	0	0	11
Total	0	0	0	196
Percent Low/Mod				94.4%

Annual Accomplishments

Years	Accomplishment Narrative	# Benefitting
2019	<p>Program provided in-school, after-school, and summer education and activities to improve life skills, promote academic success, and prevent juvenile crime and delinquency for girls, ages 13-19 years of age. Curricula included, Leadership & Community Action, Academic Advisement and Mentoring, Girls Beyond Bullying, Friendly PEERsuasion, and Economic Literacy.</p> <p>From October 1, 2019 to September 30, 2020, the City of Fort Worth reimbursed the agency \$70,000 in CDBG funds.</p> <p>CDBG Funds were used to pay for a percentage of salaries, FICA for Program employees, and a portion of facility rent. The percentage of any Program employees salary will not exceed the percentage of Fort Worth clients participating in the Program and shall be cost allocated in accordance with the amount applicable to the CDBG funded Program. The agency served 196 unduplicated clients during the contract year.</p>	



U.S. Department of Housing and Urban Development
Office of Community Planning and Development
Integrated Disbursement and Information System
CDBG Activity Summary Report (GPR) for Program Year 2020
FORT WORTH

Date: 30-Nov-2021
Time: 13:39
Page: 66

PGM Year:	2019		
Project:	0009 - 19-20 Youth Services		
IDIS Activity:	7398 - 19-20 Artes de la Rosa - Artes Academy {102361-9919D7}		
Status:	Completed 11/20/2020 8:28:55 PM	Objective:	Create economic opportunities
Location:	1440 N Main St Fort Worth, TX 76164-9119	Outcome:	Availability/accessibility
		Matrix Code:	Youth Services (05D)
		National Objective:	LMC

Activity to prevent, prepare for, and respond to Coronavirus: No

Initial Funding Date: 11/11/2019

Description:

An afterschool youth cultural program in fine arts education specializing in theater, dance, music, creative writing and visual arts.

Financing

	Fund Type	Grant Year	Grant	Funded Amount	Drawn In Program Year	Drawn Thru Program Year
CDBG	EN	2019	B19MC480010	\$40,482.60	\$0.00	\$40,482.60
	PI			\$4,517.40	\$0.00	\$4,517.40
Total	Total			\$45,000.00	\$0.00	\$45,000.00

Proposed Accomplishments

People (General) : 64

Actual Accomplishments

Number assisted:

	Owner		Renter		Total		Person	
	Total	Hispanic	Total	Hispanic	Total	Hispanic	Total	Hispanic
White:	0	0	0	0	0	0	63	57
Black/African American:	0	0	0	0	0	0	1	0
Asian:	0	0	0	0	0	0	0	0
American Indian/Alaskan Native:	0	0	0	0	0	0	0	0
Native Hawaiian/Other Pacific Islander:	0	0	0	0	0	0	0	0
American Indian/Alaskan Native & White:	0	0	0	0	0	0	0	0
Asian White:	0	0	0	0	0	0	0	0
Black/African American & White:	0	0	0	0	0	0	0	0
American Indian/Alaskan Native & Black/African American:	0	0	0	0	0	0	0	0
Other multi-racial:	0	0	0	0	0	0	10	10
Asian/Pacific Islander:	0	0	0	0	0	0	0	0
Hispanic:	0	0	0	0	0	0	0	0



U.S. Department of Housing and Urban Development
Office of Community Planning and Development
Integrated Disbursement and Information System
CDBG Activity Summary Report (GPR) for Program Year 2020
FORT WORTH

Date: 30-Nov-2021
Time: 13:39
Page: 67

Total:	0	0	0	0	0	0	74	67
---------------	----------	----------	----------	----------	----------	----------	-----------	-----------

Female-headed Households:	0	0	0	0	0	0	0	0
---------------------------	---	---	---	---	---	---	---	---

Income Category:

	Owner	Renter	Total	Person
Extremely Low	0	0	0	25
Low Mod	0	0	0	32
Moderate	0	0	0	12
Non Low Moderate	0	0	0	5
Total	0	0	0	74
Percent Low/Mod				93.2%

Annual Accomplishments

Years	Accomplishment Narrative	# Benefitting
2019	<p>Artes Academy provided youth with an afterschool cultural program in fine arts education. Specializing in theater, dance, music, creative writing and visual for children/youth in grades 3rd through 12th (ages 8 through 18). The Program's mission ~ To Provide an affordable youth cultural program that builds and cultivates character development, life skills, literature and STEAM (Science, Technology, Engineering, Arts, Mathematics) initiatives that are necessary for our young people to engage and be a contributing member to society by providing 4 sessions throughout the year with a total of 122 classes. Sessions were provided in a graduated series.</p> <p>From October 1, 2019 to September 30, 2020, the City of Fort Worth reimbursed the agency \$45,000.00 in CDBG funds. CDBG Funds were used to pay for a percentage of salaries for Program employees. The percentage of any Program employee's salary did not exceed the percentage of Fort Worth clients participating in the Program. The agency served 74 unduplicated clients during the contract year.</p>	



U.S. Department of Housing and Urban Development
Office of Community Planning and Development
Integrated Disbursement and Information System
CDBG Activity Summary Report (GPR) for Program Year 2020
FORT WORTH

Date: 30-Nov-2021
Time: 13:39
Page: 68

PGM Year:	2019		
Project:	0010 - 19-20 Aging In Place		
IDIS Activity:	7399 - 19-20 Sixty & Better {102361-991931}		
Status:	Completed 11/20/2020 8:40:50 PM	Objective:	Create suitable living environments
Location:	1400 Circle Dr Ste 300 Suite 300 Fort Worth, TX 76119-8142	Outcome:	Sustainability
		Matrix Code:	Senior Services (05A)
		National Objective:	LMC

Activity to prevent, prepare for, and respond to Coronavirus: No

Initial Funding Date: 11/11/2019

Description:

Sixty and Better: The service is door-to-door transit for older adults to connect them to the senior center and to the community.
The transit program will provide 20,000 one-way van trips for seniors to community centers to combat senior citizen isolation, depression, and disconnection from the community.

Financing

	Fund Type	Grant Year	Grant	Funded Amount	Drawn In Program Year	Drawn Thru Program Year
CDBG	EN	2019	B19MC480010	\$92,481.39	\$0.00	\$92,481.39
	PI			\$22,518.61	\$0.00	\$22,518.61
Total	Total			\$115,000.00	\$0.00	\$115,000.00

Proposed Accomplishments

People (General) : 310

Actual Accomplishments

Number assisted:

	Owner		Renter		Total		Person	
	Total	Hispanic	Total	Hispanic	Total	Hispanic	Total	Hispanic
White:	0	0	0	0	0	0	181	129
Black/African American:	0	0	0	0	0	0	145	0
Asian:	0	0	0	0	0	0	6	0
American Indian/Alaskan Native:	0	0	0	0	0	0	0	0
Native Hawaiian/Other Pacific Islander:	0	0	0	0	0	0	0	0
American Indian/Alaskan Native & White:	0	0	0	0	0	0	0	0
Asian White:	0	0	0	0	0	0	0	0
Black/African American & White:	0	0	0	0	0	0	13	0
American Indian/Alaskan Native & Black/African American:	0	0	0	0	0	0	1	0
Other multi-racial:	0	0	0	0	0	0	1	0
Asian/Pacific Islander:	0	0	0	0	0	0	0	0



U.S. Department of Housing and Urban Development
Office of Community Planning and Development
Integrated Disbursement and Information System
CDBG Activity Summary Report (GPR) for Program Year 2020
FORT WORTH

Date: 30-Nov-2021
Time: 13:39
Page: 69

Hispanic:	0	0	0	0	0	0	0	0
Total:	0	0	0	0	0	0	347	129
Female-headed Households:	0		0		0			
<i>Income Category:</i>								
	Owner	Renter	Total		Person			
Extremely Low	0	0	0		0			
Low Mod	0	0	0		0			
Moderate	0	0	0		347			
Non Low Moderate	0	0	0		0			
Total	0	0	0		347			
Percent Low/Mod					100.0%			

Annual Accomplishments

Years	Accomplishment Narrative	# Benefitting
2019	<p>The Program provided transportation services to Fort Worth seniors age 62 and over to and from their homes to activity centers, shopping, and/or field trips up until the COVID-19 Pandemic. Then the agency revamped the program in order to continue catering to the 62 and over community that they were serving with Transportation Program.</p> <p>To ensure participants continued to receive nutritious meals and have opportunities to stay connected during Center closures, Sixty and Better transitioned their congregate meal program into a meal delivery program, where meals are delivered to participants' homes. Deliveries were made every other Monday between the hours of 10:30 AM and 2:00 PM. Each delivery included 10 meals and each meal would meet one-third of the daily recommended dietary intake for older adults. The program continued for the remainder of the contract.</p> <p>All meals were picked up by the Transit provider picked up the meals at the Sixty and Better Central Kitchen (5051 Resource Dr., Fort Worth, TX 76119), and delivered to participants' homes. Only individuals who have been displaced from one of the following older adult activity centers are eligible for meal delivery.</p> <p>From October 1, 2019 to September 30, 2020, the City of Fort Worth reimbursed the agency \$115,000.00 in CDBG funds. CDBG Funds were used to pay for a percentage of a Program employees' salary that supervised the Program, and administered the contracts for both programs. CDBG Funds were also used to pay for rides the clients on a per unit basis. Cost for rides were the same as the rate charged to the Agency by the vendor or subcontractor providing the rides. The agency served 347 unduplicated clients during the contract year.</p>	



U.S. Department of Housing and Urban Development
Office of Community Planning and Development
Integrated Disbursement and Information System
CDBG Activity Summary Report (GPR) for Program Year 2020
FORT WORTH

Date: 30-Nov-2021
Time: 13:39
Page: 70

PGM Year: 2019
Project: 0010 - 19-20 Aging In Place
IDIS Activity: 7400 - 19-20 Meals On Wheels {102361-991932}

Status: Completed 11/18/2020 9:22:07 PM
Location: 5740 Airport Fwy Haltom City, TX 76117-6005

Objective: Create economic opportunities
Outcome: Sustainability
Matrix Code: Services for Persons with Disabilities (05B)
National Objective: LMC

Activity to prevent, prepare for, and respond to Coronavirus: No

Initial Funding Date: 11/11/2019

Description:

This program will provide meal-delivery throughout Fort Worth to the homes of the individuals on the program.
Meal preparation takes place at the agency offices.

Financing

	Fund Type	Grant Year	Grant	Funded Amount	Drawn In Program Year	Drawn Thru Program Year
CDBG	EN	2019	B19MC480010	\$59,593.75	\$0.00	\$59,593.75
	PI			\$10,406.25	\$0.00	\$10,406.25
Total	Total			\$70,000.00	\$0.00	\$70,000.00

Proposed Accomplishments

People (General) : 275

Actual Accomplishments

Number assisted:

	Owner		Renter		Total		Person	
	Total	Hispanic	Total	Hispanic	Total	Hispanic	Total	Hispanic
White:	0	0	0	0	0	0	173	36
Black/African American:	0	0	0	0	0	0	94	0
Asian:	0	0	0	0	0	0	4	0
American Indian/Alaskan Native:	0	0	0	0	0	0	1	0
Native Hawaiian/Other Pacific Islander:	0	0	0	0	0	0	0	0
American Indian/Alaskan Native & White:	0	0	0	0	0	0	1	0
Asian White:	0	0	0	0	0	0	0	0
Black/African American & White:	0	0	0	0	0	0	0	0
American Indian/Alaskan Native & Black/African American:	0	0	0	0	0	0	1	0
Other multi-racial:	0	0	0	0	0	0	2	0
Asian/Pacific Islander:	0	0	0	0	0	0	0	0



U.S. Department of Housing and Urban Development
Office of Community Planning and Development
Integrated Disbursement and Information System
CDBG Activity Summary Report (GPR) for Program Year 2020
FORT WORTH

Date: 30-Nov-2021
Time: 13:39
Page: 71

Hispanic:	0	0	0	0	0	0	0	0
Total:	0	0	0	0	0	0	276	36
Female-headed Households:	0		0		0			
<i>Income Category:</i>								
	Owner	Renter	Total	Person				
Extremely Low	0	0	0	170				
Low Mod	0	0	0	75				
Moderate	0	0	0	15				
Non Low Moderate	0	0	0	16				
Total	0	0	0	276				
Percent Low/Mod	94.2%							

Annual Accomplishments

Years	Accomplishment Narrative	# Benefitting
2019	<p>The Program provided meal delivery and case management services, including needs assessments, to Fort Worth residents severely disabled as defined by the Census Bureau. Agency used the Area Agency on Aging (AAA) Consumer Needs Evaluation Form for documenting and determining eligibility as a severely disabled person. When using the AAA form, the client had a score of 2 or higher on any single Activity of Daily Living, Independent Activity of Daily Living, or Mental Health Screening/Cognition. Agency used the Exhibit's Severely Disabled Certification Form.</p> <p>From October 1, 2019 to September 30, 2020, the City of Fort Worth reimbursed the agency \$70,000.00 in CDBG funds. CDBG Funds were used to pay for a portion of the cost of meals provided to severely disabled Fort Worth residents. Cost for meals were the same as the rate charged to the Agency by the vendor or subcontractor preparing the meals. The agency served 276 unduplicated clients during the contract year.</p>	



U.S. Department of Housing and Urban Development
Office of Community Planning and Development
Integrated Disbursement and Information System
CDBG Activity Summary Report (GPR) for Program Year 2020
FORT WORTH

Date: 30-Nov-2021
Time: 13:39
Page: 72

PGM Year: 2019
Project: 0010 - 19-20 Aging In Place
IDIS Activity: 7401 - 19-20 Guardianship Services {102361-9919D1}

Status: Completed 11/18/2020 9:48:02 PM
Location: 1125 College Ave Fort Worth, TX 76104-4514

Objective: Create economic opportunities
Outcome: Sustainability
Matrix Code: Senior Services (05A)

National Objective: LMC

Activity to prevent, prepare for, and respond to Coronavirus: No

Initial Funding Date: 11/11/2019

Description:

Guardianship Services' Prevention of Elder Financial Exploitation Program will be a series of instructional workshops conducted in multiple community centers throughout the City of Fort Worth, based upon Money Smart for Older Adults.

This program is designed to provide information and tips to help prevent common frauds, scams and other types of elder financial exploitation.

Activity will assist those who have experienced financial exploitation by connecting them to partner resources and referring them directly to the Tarrant County Criminal District Attorney for investigation.

Financing

	Fund Type	Grant Year	Grant	Funded Amount	Drawn In Program Year	Drawn Thru Program Year
CDBG	EN	2019	B19MC480010	\$58,983.62	\$0.00	\$58,983.62
	PI			\$8,985.37	\$0.00	\$8,985.37
Total	Total			\$67,968.99	\$0.00	\$67,968.99

Proposed Accomplishments

People (General) : 179

Actual Accomplishments

Number assisted:

	Owner		Renter		Total		Person	
	Total	Hispanic	Total	Hispanic	Total	Hispanic	Total	Hispanic
White:	0	0	0	0	0	0	59	40
Black/African American:	0	0	0	0	0	0	64	0
Asian:	0	0	0	0	0	0	1	0
American Indian/Alaskan Native:	0	0	0	0	0	0	0	0
Native Hawaiian/Other Pacific Islander:	0	0	0	0	0	0	0	0
American Indian/Alaskan Native & White:	0	0	0	0	0	0	2	0
Asian White:	0	0	0	0	0	0	0	0
Black/African American & White:	0	0	0	0	0	0	2	0
American Indian/Alaskan Native & Black/African American:	0	0	0	0	0	0	1	0
Other multi-racial:	0	0	0	0	0	0	4	2



U.S. Department of Housing and Urban Development
Office of Community Planning and Development
Integrated Disbursement and Information System
CDBG Activity Summary Report (GPR) for Program Year 2020
FORT WORTH

Date: 30-Nov-2021
Time: 13:39
Page: 73

Asian/Pacific Islander:	0	0	0	0	0	0	0	0
Hispanic:	0	0	0	0	0	0	0	0
Total:	0	0	0	0	0	0	133	42

Female-headed Households: 0 0 0 0

Income Category:

	Owner	Renter	Total	Person
Extremely Low	0	0	0	0
Low Mod	0	0	0	133
Moderate	0	0	0	0
Non Low Moderate	0	0	0	0
Total	0	0	0	133
Percent Low/Mod				100.0%

Annual Accomplishments

Years	Accomplishment Narrative	# Benefitting
2019	<p>The Program provided residents of Fort Worth who are 62 years of age and older financial literacy education for the Prevention of Elder Financial Exploitation. Guardianship Services, Inc. (GSI) provided clients with three workshops each month in different community centers in Fort Worth up until the COVID-19 Pandemic. GSI used the sessions to instruct the audience on the prevalence and types of financial exploitation, as well as how to avoid and report financial exploitation. Individuals requiring extensive assistance were referred to partnering agencies. All training materials and workbooks for each participant were provided. Participants were administered a pretest at entry and posttest at program exit. During the COVID-19 Pandemic all training materials and workbooks for each participant were provided via email or USPS and virtual means of communication were used.</p> <p>From October 1, 2019 to September 30, 2020, the City of Fort Worth reimbursed the agency \$67,968.99 in CDBG funds. CDBG funds were used to pay for a percentage of salaries, FICA, health insurance for program employees, and a percentage of the agency's rent. The agency served 133 unduplicated clients during the contract year.</p>	



U.S. Department of Housing and Urban Development
Office of Community Planning and Development
Integrated Disbursement and Information System
CDBG Activity Summary Report (GPR) for Program Year 2020
FORT WORTH

Date: 30-Nov-2021
Time: 13:39
Page: 74

PGM Year: 2019
Project: 0012 - 19-20 CDBG Homeless Services
IDIS Activity: 7402 - 19-20 Presbyterian Night Shelter {102361-991924}

Status: Completed 11/18/2020 8:20:04 PM
Location: 2401 Cypress St 2401 Cypress Street Fort Worth, TX
76102-6763

Objective: Create suitable living environments
Outcome: Availability/accessibility
Matrix Code: Other Public Services Not Listed in
05A-05Y, 03T (05Z)

National Objective: LMC

Activity to prevent, prepare for, and respond to Coronavirus: No

Initial Funding Date: 11/12/2019

Description:

The Program will provide homeless single men and women with case management services while in the shelter and some follow up once the clients are housed. Clients will meet with case managers on a weekly basis to develop and work a service plan designed to reduce the barriers to permanent housing. Follow up is completed upon successful move-out via phone call at 30 and 60 days from program exit.

Financing

	Fund Type	Grant Year	Grant	Funded Amount	Drawn In Program Year	Drawn Thru Program Year
CDBG	EN	2019	B19MC480010	\$115,257.78	\$0.00	\$115,257.78
	PI			\$30,343.22	\$0.00	\$30,343.22
Total	Total			\$145,601.00	\$0.00	\$145,601.00

Proposed Accomplishments

People (General) : 589

Actual Accomplishments

Number assisted:

	Owner		Renter		Total		Person	
	Total	Hispanic	Total	Hispanic	Total	Hispanic	Total	Hispanic
White:	0	0	0	0	0	0	596	101
Black/African American:	0	0	0	0	0	0	582	15
Asian:	0	0	0	0	0	0	6	0
American Indian/Alaskan Native:	0	0	0	0	0	0	5	2
Native Hawaiian/Other Pacific Islander:	0	0	0	0	0	0	6	0
American Indian/Alaskan Native & White:	0	0	0	0	0	0	0	0
Asian White:	0	0	0	0	0	0	0	0
Black/African American & White:	0	0	0	0	0	0	3	0
American Indian/Alaskan Native & Black/African American:	0	0	0	0	0	0	0	0
Other multi-racial:	0	0	0	0	0	0	0	0
Asian/Pacific Islander:	0	0	0	0	0	0	0	0



U.S. Department of Housing and Urban Development
Office of Community Planning and Development
Integrated Disbursement and Information System
CDBG Activity Summary Report (GPR) for Program Year 2020
FORT WORTH

Date: 30-Nov-2021
Time: 13:39
Page: 75

Hispanic:	0	0	0	0	0	0	0	0
Total:	0	0	0	0	0	0	1,198	118
Female-headed Households:	0		0		0			
<i>Income Category:</i>								
	Owner	Renter	Total	Person				
Extremely Low	0	0	0	1,198				
Low Mod	0	0	0	0				
Moderate	0	0	0	0				
Non Low Moderate	0	0	0	0				
Total	0	0	0	1,198				
Percent Low/Mod	100.0%							

Annual Accomplishments

Years	Accomplishment Narrative	# Benefitting
2019	<p>The Program provided homeless single men and women with case management services while in the shelter and a follow up for 60 days once the clients are housed. Follow up was considered complete upon successful move-out via phone call at 30 and 60 days from program exit. Clients met with case managers bi-weekly to develop and work a service plan designed to reduce the barriers to permanent housing.</p> <p>From October 1, 2019 to September 30, 2020, the City of Fort Worth reimbursed the agency \$145,601.00 in CDBG funds.</p> <p>CDBG Funds were used to pay for salary expenses, FICA and Health Insurance for Program employees and for a portion of utilities (water) in the Men's Emergency Shelter and Women's Shelter. The agency served 1198 unduplicated clients during the contract year.</p>	



U.S. Department of Housing and Urban Development
Office of Community Planning and Development
Integrated Disbursement and Information System
CDBG Activity Summary Report (GPR) for Program Year 2020
FORT WORTH

Date: 30-Nov-2021
Time: 13:39
Page: 76

PGM Year:	2018		
Project:	0012 - 18-19 Neighborhood Revitalization		
IDIS Activity:	7422 - 18-19 Bunche Park Improvements {101785-991914}		
Status:	Open	Objective:	Create suitable living environments
Location:	5600 Ramey Ave Fort Worth, TX 76112-7638	Outcome:	Availability/accessibility
		Matrix Code:	Parks, Recreational Facilities (03F)
		National Objective:	LMA

Activity to prevent, prepare for, and respond to Coronavirus: No

Initial Funding Date: 12/11/2019

Description:

Funds to be used for the development of Bunche Park, Phase II, to include, but not limited to trees, trail connections (grading, trail, hydro seed, temporary irrigation), construction of pavilions with tables and benches, a trail bridge with abutments, and concrete sidewalks.

Financing

	Fund Type	Grant Year	Grant	Funded Amount	Drawn In Program Year	Drawn Thru Program Year
CDBG	EN	2018	B18MC480010	\$388,860.94	\$341,580.25	\$371,703.00
	PI			\$11,139.06	\$0.00	\$11,139.06
Total	Total			\$400,000.00	\$341,580.25	\$382,842.06

Proposed Accomplishments

Public Facilities : 2,000

Total Population in Service Area: 3,740

Census Tract Percent Low / Mod: 62.70

Annual Accomplishments

Years	Accomplishment Narrative	# Benefitting
2019	The design for improvements to the park are complete and the project was bid out along with projects 7341 and 7442. A contractor was selected and the contract was executed at the end of September 2020. Construction is anticipated to completed by the end of July 2021.	



U.S. Department of Housing and Urban Development
Office of Community Planning and Development
Integrated Disbursement and Information System
CDBG Activity Summary Report (GPR) for Program Year 2020
FORT WORTH

Date: 30-Nov-2021
Time: 13:39
Page: 77

PGM Year:	2019				
Project:	0003 - 19-20 Homeowner Housing Rehabilitation				
IDIS Activity:	7428 - 19-20 Trinity Habitat Preserve A Home {G0057, 100621-991950}				
Status:	Open	Objective:	Create suitable living environments		
Location:	5336 Diaz Ave 5336 Diaz Ave Fort Worth, TX 76107-5904	Outcome:	Sustainability		
		Matrix Code:	Rehab; Single-Unit Residential (14A)	National Objective:	LMH

Activity to prevent, prepare for, and respond to Coronavirus: No

Initial Funding Date: 01/31/2020

Description:

Funds will be used to contract with Trinity Habitat for Humanity as a subrecipient to operate the Preserve-A-Home (PAH) program. Activities include providing repair assistance for approximately thirty (30) low and moderate income homeowners for exterior home repairs such as siding, painting, roofs, doors, windows or other improvements, to promote neighborhood revitalization in the Como, Ash Crescent, HillsideMorningside and Carver Heights East neighborhoods.

Financing

	Fund Type	Grant Year	Grant	Funded Amount	Drawn In Program Year	Drawn Thru Program Year
CDBG	EN	Pre-2015		\$181,162.91	\$0.00	\$0.00
		2014	B14MC480010		\$6,253.90	\$181,162.91
		2015	B15MC480010	\$102,325.58	\$78,906.19	\$102,325.58
		2016	B16MC480010	\$116,511.51	\$116,027.08	\$116,027.08
		2018	B18MC480010	\$80,000.00	\$0.00	\$0.00
Total	Total			\$480,000.00	\$201,187.17	\$399,515.57

Proposed Accomplishments

Housing Units : 30

Actual Accomplishments

Number assisted:

	Owner		Renter		Total		Person	
	Total	Hispanic	Total	Hispanic	Total	Hispanic	Total	Hispanic
White:	2	0	0	0	2	0	0	0
Black/African American:	27	0	0	0	27	0	0	0
Asian:	0	0	0	0	0	0	0	0
American Indian/Alaskan Native:	0	0	0	0	0	0	0	0
Native Hawaiian/Other Pacific Islander:	0	0	0	0	0	0	0	0
American Indian/Alaskan Native & White:	0	0	0	0	0	0	0	0
Asian White:	0	0	0	0	0	0	0	0
Black/African American & White:	0	0	0	0	0	0	0	0



U.S. Department of Housing and Urban Development
Office of Community Planning and Development
Integrated Disbursement and Information System
CDBG Activity Summary Report (GPR) for Program Year 2020
FORT WORTH

Date: 30-Nov-2021
Time: 13:39
Page: 78

American Indian/Alaskan Native & Black/African American:	0	0	0	0	0	0	0	0
Other multi-racial:	0	0	0	0	0	0	0	0
Asian/Pacific Islander:	0	0	0	0	0	0	0	0
Hispanic:	0	0	0	0	0	0	0	0
Total:	29	0	0	0	29	0	0	0
Female-headed Households:	20		0		20			

Income Category:

	Owner	Renter	Total	Person
Extremely Low	16	0	16	0
Low Mod	4	0	4	0
Moderate	5	0	5	0
Non Low Moderate	4	0	4	0
Total	29	0	29	0
Percent Low/Mod	86.2%		86.2%	

Annual Accomplishments

Years	Accomplishment Narrative	# Benefitting
2020	Funds supported Preserve-A-Home program; served 29 residents in Fort Worth neighborhoods with home repairs.	



U.S. Department of Housing and Urban Development
Office of Community Planning and Development
Integrated Disbursement and Information System
CDBG Activity Summary Report (GPR) for Program Year 2020
FORT WORTH

Date: 30-Nov-2021
Time: 13:39
Page: 79

PGM Year: 2015
Project: 0007 - 15-16 CFW Public Facilities and Infrastructure
IDIS Activity: 7442 - Capps Park Improvements {G00037,G00259,100000-A01923}
Status: Open
Location: 907 W Berry St Fort Worth, TX 76110-3534
Objective: Create suitable living environments
Outcome: Availability/accessibility
Matrix Code: Parks, Recreational Facilities (03F)
National Objective: LMA

Activity to prevent, prepare for, and respond to Coronavirus: No

Initial Funding Date: 04/09/2020

Description:

Funds will be used for park improvements to further enhance the residents' park experience and encourage greater community engagement.
Proposed improvements include security lighting, infrastructure improvements, and amenities such as fitness equipment, park benches and picnic tables and benches.

Financing

	Fund Type	Grant Year	Grant	Funded Amount	Drawn In Program Year	Drawn Thru Program Year
CDBG	EN	Pre-2015		\$157,650.04	\$0.00	\$0.00
		2014	B14MC480010		\$139,953.42	\$157,650.04
		2015	B15MC480010	\$88,349.96	\$52,039.52	\$52,039.52
		2017	B17MC480010	\$80,000.00	\$0.00	\$0.00
Total	Total			\$326,000.00	\$191,992.94	\$209,689.56

Proposed Accomplishments

Public Facilities : 2,500
Total Population in Service Area: 1,170
Census Tract Percent Low / Mod: 52.56

Annual Accomplishments

Years	Accomplishment Narrative	# Benefitting
2019	The design for improvements to the park are complete and the project was bid out along with projects 7341 and 7422. A contractor was selected and the contract was executed at the end of September 2020. Construction is anticipated to be completed by the end of July 2021.	



U.S. Department of Housing and Urban Development
Office of Community Planning and Development
Integrated Disbursement and Information System
CDBG Activity Summary Report (GPR) for Program Year 2020
FORT WORTH

Date: 30-Nov-2021
Time: 13:39
Page: 80

PGM Year: 2020

Project: 0007 - 20-21 Affordable Housing

IDIS Activity: 7474 - 19-20 CDBG-CV The Salvation Army - Emergency Rental Assistance {102718-9919U4}

Status: Open

Location: 1855 E Lancaster Ave Fort Worth, TX 76103-2123

Objective: Create suitable living environments

Outcome: Availability/accessibility

Matrix Code: Subsistence Payment (05Q)

National Objective: LMC

Activity to prevent, prepare for, and respond to Coronavirus: Yes

Initial Funding Date: 07/29/2020

Description:

CDBG funds will be used to pay for the salary and FICA of a Case Manager position in the Program, to provide case management and referrals.

Case Management services will be provided Monday through Friday, 9:00 a.m.

to 5:00 p.m., with evening or weekend appointments scheduled as needed to accommodate client's schedule.

Life skills and financial education class times vary and are held Monday through Friday.

Financing

	Fund Type	Grant Year	Grant	Funded Amount	Drawn In Program Year	Drawn Thru Program Year
CDBG	EN	2020	B20MW480010	\$316,500.00	\$122,344.84	\$122,344.84
Total	Total			\$316,500.00	\$122,344.84	\$122,344.84

Proposed Accomplishments

People (General) : 75

Actual Accomplishments

Number assisted:

	Owner		Renter		Total		Person	
	Total	Hispanic	Total	Hispanic	Total	Hispanic	Total	Hispanic
White:	0	0	0	0	0	0	12	9
Black/African American:	0	0	0	0	0	0	48	0
Asian:	0	0	0	0	0	0	0	0
American Indian/Alaskan Native:	0	0	0	0	0	0	0	0
Native Hawaiian/Other Pacific Islander:	0	0	0	0	0	0	0	0
American Indian/Alaskan Native & White:	0	0	0	0	0	0	0	0
Asian White:	0	0	0	0	0	0	0	0
Black/African American & White:	0	0	0	0	0	0	0	0
American Indian/Alaskan Native & Black/African American:	0	0	0	0	0	0	0	0
Other multi-racial:	0	0	0	0	0	0	0	0
Asian/Pacific Islander:	0	0	0	0	0	0	0	0



U.S. Department of Housing and Urban Development
Office of Community Planning and Development
Integrated Disbursement and Information System
CDBG Activity Summary Report (GPR) for Program Year 2020
FORT WORTH

Date: 30-Nov-2021
Time: 13:39
Page: 81

Hispanic:	0	0	0	0	0	0	0
Total:	0	0	0	0	0	0	60
Female-headed Households:	0		0		0		
<i>Income Category:</i>							
	Owner	Renter	Total	Person			
Extremely Low	0	0	0	56			
Low Mod	0	0	0	4			
Moderate	0	0	0	0			
Non Low Moderate	0	0	0	0			
Total	0	0	0	60			
Percent Low/Mod	100.0%						

Annual Accomplishments

Years	Accomplishment Narrative	# Benefitting
2020	CDBG funds will be used to pay for the salary and FICA of a Case Manager position in the Program, to provide case management and referrals. Case Management services will be provided Monday through Friday, 9:00 a.m. to 5:00 p.m., with evening or weekend appointments scheduled as needed to accommodate client's schedule. Life skills and financial education class times vary and are held Monday through Friday.	



U.S. Department of Housing and Urban Development
Office of Community Planning and Development
Integrated Disbursement and Information System
CDBG Activity Summary Report (GPR) for Program Year 2020
FORT WORTH

Date: 30-Nov-2021
Time: 13:39
Page: 82

PGM Year:	2019				
Project:	0020 - CDBG-CV Affordable Housing				
IDIS Activity:	7477 - 19-20 CDBG-CV Center for Transforming Lives - Emergency Rental Assistance {102718-9919U1}				
Status:	Open	Objective:	Provide decent affordable housing		
Location:	512 W 4th St Fort Worth, TX 76102-3613	Outcome:	Affordability		
		Matrix Code:	Subsistence Payment (05Q)	National Objective:	LMC

Activity to prevent, prepare for, and respond to Coronavirus: Yes

Initial Funding Date: 08/17/2020

Description:

CDBG-CV funds to be used to provide short-term emergency rental assistance for residents impacted by the COVID-19 crisis.

Financing

	Fund Type	Grant Year	Grant	Funded Amount	Drawn In Program Year	Drawn Thru Program Year
CDBG	EN	2020	B20MW480010	\$1,006,358.00	\$333,783.99	\$333,783.99
Total	Total			\$1,006,358.00	\$333,783.99	\$333,783.99

Proposed Accomplishments

People (General) : 195

Actual Accomplishments

Number assisted:

	Owner		Renter		Total		Person	
	Total	Hispanic	Total	Hispanic	Total	Hispanic	Total	Hispanic
White:	0	0	0	0	0	0		0
Black/African American:	0	0	0	0	0	0	0	0
Asian:	0	0	0	0	0	0	0	0
American Indian/Alaskan Native:	0	0	0	0	0	0	0	0
Native Hawaiian/Other Pacific Islander:	0	0	0	0	0	0	0	0
American Indian/Alaskan Native & White:	0	0	0	0	0	0	0	0
Asian White:	0	0	0	0	0	0	0	0
Black/African American & White:	0	0	0	0	0	0	0	0
American Indian/Alaskan Native & Black/African American:	0	0	0	0	0	0	0	0
Other multi-racial:	0	0	0	0	0	0	0	0
Asian/Pacific Islander:	0	0	0	0	0	0	0	0
Hispanic:	0	0	0	0	0	0	0	0
Total:	0	0	0	0	0	0	0	0



U.S. Department of Housing and Urban Development
Office of Community Planning and Development
Integrated Disbursement and Information System
CDBG Activity Summary Report (GPR) for Program Year 2020
FORT WORTH

Date: 30-Nov-2021
Time: 13:39
Page: 83

Female-headed Households: 0 0 0

Income Category:

	Owner	Renter	Total	Person
Extremely Low	0	0	0	0
Low Mod	0	0	0	0
Moderate	0	0	0	0
Non Low Moderate	0	0	0	0
Total	0	0	0	0

Percent Low/Mod

Annual Accomplishments

No data returned for this view. This might be because the applied filter excludes all data.



U.S. Department of Housing and Urban Development
Office of Community Planning and Development
Integrated Disbursement and Information System
CDBG Activity Summary Report (GPR) for Program Year 2020
FORT WORTH

Date: 30-Nov-2021
Time: 13:39
Page: 84

PGM Year:	2019				
Project:	0018 - CDBG CV-Poverty Reduction and Household Stabilization				
IDIS Activity:	7478 - 19-20 CDBG-CV Center for Transforming Lives - Micro-Enterprise {102718-9919U0}				
Status:	Open	Objective:	Create suitable living environments		
Location:	512 W 4th St Fort Worth, TX 76102-3613	Outcome:	Sustainability		
		Matrix Code:	Micro-Enterprise Assistance (18C)	National Objective:	LMC

Activity to prevent, prepare for, and respond to Coronavirus: Yes

Initial Funding Date: 08/17/2020

Description:

CDBG-CV funds to be used to assist residents impacted by the COVID-19 crisis, with employment-related services.

Financing

	Fund Type	Grant Year	Grant	Funded Amount	Drawn In Program Year	Drawn Thru Program Year
CDBG	EN	2020	B20MW480010	\$121,754.00	\$42,506.66	\$42,506.66
Total	Total			\$121,754.00	\$42,506.66	\$42,506.66

Proposed Accomplishments

People (General) : 45

Actual Accomplishments

Number assisted:

	Owner		Renter		Total		Person	
	Total	Hispanic	Total	Hispanic	Total	Hispanic	Total	Hispanic
White:	0	0	0	0	0	0		0
Black/African American:	0	0	0	0	0	0	0	0
Asian:	0	0	0	0	0	0	0	0
American Indian/Alaskan Native:	0	0	0	0	0	0	0	0
Native Hawaiian/Other Pacific Islander:	0	0	0	0	0	0	0	0
American Indian/Alaskan Native & White:	0	0	0	0	0	0	0	0
Asian White:	0	0	0	0	0	0	0	0
Black/African American & White:	0	0	0	0	0	0	0	0
American Indian/Alaskan Native & Black/African American:	0	0	0	0	0	0	0	0
Other multi-racial:	0	0	0	0	0	0	0	0
Asian/Pacific Islander:	0	0	0	0	0	0	0	0
Hispanic:	0	0	0	0	0	0	0	0
Total:	0	0	0	0	0	0	0	0



U.S. Department of Housing and Urban Development
Office of Community Planning and Development
Integrated Disbursement and Information System
CDBG Activity Summary Report (GPR) for Program Year 2020
FORT WORTH

Date: 30-Nov-2021
Time: 13:39
Page: 85

Female-headed Households: 0 0 0

Income Category:

	Owner	Renter	Total	Person
Extremely Low	0	0	0	0
Low Mod	0	0	0	0
Moderate	0	0	0	0
Non Low Moderate	0	0	0	0
Total	0	0	0	0

Percent Low/Mod

Annual Accomplishments

No data returned for this view. This might be because the applied filter excludes all data.



U.S. Department of Housing and Urban Development
Office of Community Planning and Development
Integrated Disbursement and Information System
CDBG Activity Summary Report (GPR) for Program Year 2020
FORT WORTH

Date: 30-Nov-2021
Time: 13:39
Page: 86

PGM Year:	2019					
Project:	0020 - CDBG-CV Affordable Housing					
IDIS Activity:	7479 - 19-20 CDBG-CV Housing Channel - Emergency Rental Assistance {102718-9919U2}					
Status:	Open	Objective:	Provide decent affordable housing			
Location:	4200 South Fwy Fort Worth, TX 76115-1400	Outcome:	Affordability			
		Matrix Code:	Subsistence Payment (05Q)	National Objective:	LMC	

Activity to prevent, prepare for, and respond to Coronavirus: Yes

Initial Funding Date: 08/17/2020

Description:

CDBG-CV funds to be used to provide short-term emergency rental assistance for residents impacted by the COVID-19 crisis.

Financing

	Fund Type	Grant Year	Grant	Funded Amount	Drawn In Program Year	Drawn Thru Program Year
CDBG	EN	2020	B20MW480010	\$767,000.00	\$81,102.50	\$81,102.50
Total	Total			\$767,000.00	\$81,102.50	\$81,102.50

Proposed Accomplishments

People (General) : 185

Actual Accomplishments

Number assisted:

	Owner		Renter		Total		Person	
	Total	Hispanic	Total	Hispanic	Total	Hispanic	Total	Hispanic
White:	0	0	0	0	0	0		0
Black/African American:	0	0	0	0	0	0	0	0
Asian:	0	0	0	0	0	0	0	0
American Indian/Alaskan Native:	0	0	0	0	0	0	0	0
Native Hawaiian/Other Pacific Islander:	0	0	0	0	0	0	0	0
American Indian/Alaskan Native & White:	0	0	0	0	0	0	0	0
Asian White:	0	0	0	0	0	0	0	0
Black/African American & White:	0	0	0	0	0	0	0	0
American Indian/Alaskan Native & Black/African American:	0	0	0	0	0	0	0	0
Other multi-racial:	0	0	0	0	0	0	0	0
Asian/Pacific Islander:	0	0	0	0	0	0	0	0
Hispanic:	0	0	0	0	0	0	0	0
Total:	0	0	0	0	0	0	0	0



U.S. Department of Housing and Urban Development
Office of Community Planning and Development
Integrated Disbursement and Information System
CDBG Activity Summary Report (GPR) for Program Year 2020
FORT WORTH

Date: 30-Nov-2021
Time: 13:39
Page: 87

Female-headed Households: 0 0 0

Income Category:

	Owner	Renter	Total	Person
Extremely Low	0	0	0	0
Low Mod	0	0	0	0
Moderate	0	0	0	0
Non Low Moderate	0	0	0	0
Total	0	0	0	0

Percent Low/Mod

Annual Accomplishments

No data returned for this view. This might be because the applied filter excludes all data.



U.S. Department of Housing and Urban Development
Office of Community Planning and Development
Integrated Disbursement and Information System
CDBG Activity Summary Report (GPR) for Program Year 2020
FORT WORTH

Date: 30-Nov-2021
Time: 13:39
Page: 88

PGM Year:	2019				
Project:	0019 - CDBG CV-Support programming for Aging-In-Place				
IDIS Activity:	7480 - 19-20 CDBG-CV Meals On Wheels - Senior Nutrition Program {102718-9919U6}				
Status:	Open	Objective:	Create suitable living environments		
Location:	5740 Airport Fwy Fort Worth, TX 76117-6005	Outcome:	Sustainability		
		Matrix Code:	Senior Centers (03A)	National Objective:	LMC

Activity to prevent, prepare for, and respond to Coronavirus: Yes

Initial Funding Date: 08/17/2020

Description:

This program will provide meal-delivery throughout Fort Worth to the homes of the individuals on the program.
Meal Preparation takes place at the agency offices

Financing

	Fund Type	Grant Year	Grant	Funded Amount	Drawn In Program Year	Drawn Thru Program Year
CDBG	EN	2020	B20MW480010	\$300,000.00	\$251,099.39	\$300,000.00
Total	Total			\$300,000.00	\$251,099.39	\$300,000.00

Proposed Accomplishments

Public Facilities : 67

Actual Accomplishments

Number assisted:

	Owner		Renter		Total		Person	
	Total	Hispanic	Total	Hispanic	Total	Hispanic	Total	Hispanic
White:	0	0	0	0	0	0	325	117
Black/African American:	0	0	0	0	0	0	235	0
Asian:	0	0	0	0	0	0	15	0
American Indian/Alaskan Native:	0	0	0	0	0	0	5	0
Native Hawaiian/Other Pacific Islander:	0	0	0	0	0	0	3	0
American Indian/Alaskan Native & White:	0	0	0	0	0	0	0	0
Asian White:	0	0	0	0	0	0	0	0
Black/African American & White:	0	0	0	0	0	0	0	0
American Indian/Alaskan Native & Black/African American:	0	0	0	0	0	0	1	0
Other multi-racial:	0	0	0	0	0	0	10	0
Asian/Pacific Islander:	0	0	0	0	0	0	0	0
Hispanic:	0	0	0	0	0	0	0	0



U.S. Department of Housing and Urban Development
Office of Community Planning and Development
Integrated Disbursement and Information System
CDBG Activity Summary Report (GPR) for Program Year 2020
FORT WORTH

Date: 30-Nov-2021
Time: 13:39
Page: 89

Total: 0 0 0 0 0 0 594 117

Female-headed Households: 0 0 0

Income Category:

	Owner	Renter	Total	Person
Extremely Low	0	0	0	357
Low Mod	0	0	0	58
Moderate	0	0	0	15
Non Low Moderate	0	0	0	164
Total	0	0	0	594
Percent Low/Mod				72.4%

Annual Accomplishments

Years	Accomplishment Narrative	# Benefitting
2020	CDBG funds were used to provide home-delivered meals to 594 seniors or disabled persons in Fort Worth.	



U.S. Department of Housing and Urban Development
Office of Community Planning and Development
Integrated Disbursement and Information System
CDBG Activity Summary Report (GPR) for Program Year 2020
FORT WORTH

Date: 30-Nov-2021
Time: 13:39
Page: 90

PGM Year: 2019
Project: 0020 - CDBG-CV Affordable Housing
IDIS Activity: 7481 - 19-20 CDBG-CV Family Pathfinders of Tarrant County - Emergency Rental Assistance {102718-9919U3}
Status: Open
Location: 6550 Camp Bowie Blvd Fort Worth, TX 76116-4396
Objective: Provide decent affordable housing
Outcome: Affordability
Matrix Code: Subsistence Payment (05Q)
National Objective: LMC

Activity to prevent, prepare for, and respond to Coronavirus: Yes

Initial Funding Date: 08/17/2020

Description:

Financing

	Fund Type	Grant Year	Grant	Funded Amount	Drawn In Program Year	Drawn Thru Program Year
CDBG	EN	2020	B20MW480010	\$375,000.00	\$324,046.69	\$324,046.69
Total	Total			\$375,000.00	\$324,046.69	\$324,046.69

Proposed Accomplishments

People (General) : 100

Actual Accomplishments

Number assisted:

	Owner		Renter		Total		Person	
	Total	Hispanic	Total	Hispanic	Total	Hispanic	Total	Hispanic
White:	0	0	0	0	0	0	17	13
Black/African American:	0	0	0	0	0	0	43	0
Asian:	0	0	0	0	0	0	0	0
American Indian/Alaskan Native:	0	0	0	0	0	0	1	0
Native Hawaiian/Other Pacific Islander:	0	0	0	0	0	0	0	0
American Indian/Alaskan Native & White:	0	0	0	0	0	0	0	0
Asian White:	0	0	0	0	0	0	0	0
Black/African American & White:	0	0	0	0	0	0	0	0
American Indian/Alaskan Native & Black/African American:	0	0	0	0	0	0	0	0
Other multi-racial:	0	0	0	0	0	0	0	0
Asian/Pacific Islander:	0	0	0	0	0	0	0	0
Hispanic:	0	0	0	0	0	0	0	0
Total:	0	0	0	0	0	0	61	13



U.S. Department of Housing and Urban Development
Office of Community Planning and Development
Integrated Disbursement and Information System
CDBG Activity Summary Report (GPR) for Program Year 2020
FORT WORTH

Date: 30-Nov-2021
Time: 13:39
Page: 91

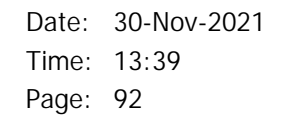
Female-headed Households: 0 0 0

Income Category:

	Owner	Renter	Total	Person
Extremely Low	0	0	0	28
Low Mod	0	0	0	26
Moderate	0	0	0	2
Non Low Moderate	0	0	0	5
Total	0	0	0	61
Percent Low/Mod				91.8%

Annual Accomplishments

Years	Accomplishment Narrative	# Benefitting
2020		



National Objective: LMC

Activity to prevent, prepare for, and respond to Coronavirus: Yes

Initial Funding Date: 08/17/2020

Description:

CDBG-CV funds to be used to assist residents impacted by the COVID-19 crisis, with employment-related services.

Financing

	Fund Type	Grant Year	Grant	Funded Amount	Drawn In Program Year	Drawn Thru Program Year
CDBG	EN	2020	B20MW480010	\$160,000.00	\$143,718.10	\$143,718.10
Total	Total			\$160,000.00	\$143,718.10	\$143,718.10

Proposed Accomplishments

People (General) : 100

Actual Accomplishments

Number assisted:

[illegible]



U.S. Department of Housing and Urban Development
Office of Community Planning and Development
Integrated Disbursement and Information System
CDBG Activity Summary Report (GPR) for Program Year 2020
FORT WORTH

Date: 30-Nov-2021

Time: 13:39

Page: 93

Female-headed Households: 0 0 0

Income Category:

	Owner	Renter	Total	Person
Extremely Low	0	0	0	36
Low Mod	0	0	0	15
Moderate	0	0	0	4
Non Low Moderate	0	0	0	0
Total	0	0	0	55
Percent Low/Mod				100.0%

Annual Accomplishments

Years	Accomplishment Narrative	# Benefitting
2020	CDBG-CV funds were used to assist 55 residents impacted by the COVID-19 crisis, with employment-related services.	



U.S. Department of Housing and Urban Development
Office of Community Planning and Development
Integrated Disbursement and Information System
CDBG Activity Summary Report (GPR) for Program Year 2020
FORT WORTH

Date: 30-Nov-2021
Time: 13:39
Page: 94

PGM Year:	2019					
Project:	0018 - CDBG CV-Poverty Reduction and Household Stabilization					
IDIS Activity:	7484 - 19-20 CDBG-CV Recovery Resource Council - Employment Services for Veterans {102718-9919U9}					
Status:	Open	Objective:	Create economic opportunities			
Location:	2700 Airport Fwy Fort Worth, TX 76111-2332	Outcome:	Sustainability			
		Matrix Code:	Employment Training (05H)	National Objective:	LMC	

Activity to prevent, prepare for, and respond to Coronavirus: Yes

Initial Funding Date: 08/17/2020

Description:

CDBG-CV funds to be used to assist residents impacted by the COVID-19 crisis, with employment-related services.

Financing

	Fund Type	Grant Year	Grant	Funded Amount	Drawn In Program Year	Drawn Thru Program Year
CDBG	EN	2020	B20MW480010	\$54,900.00	\$20,774.08	\$20,774.08
Total	Total			\$54,900.00	\$20,774.08	\$20,774.08

Proposed Accomplishments

People (General) : 100

Actual Accomplishments

Number assisted:

	Owner		Renter		Total		Person	
	Total	Hispanic	Total	Hispanic	Total	Hispanic	Total	Hispanic
White:	0	0	0	0	0	0		0
Black/African American:	0	0	0	0	0	0	0	0
Asian:	0	0	0	0	0	0	0	0
American Indian/Alaskan Native:	0	0	0	0	0	0	0	0
Native Hawaiian/Other Pacific Islander:	0	0	0	0	0	0	0	0
American Indian/Alaskan Native & White:	0	0	0	0	0	0	0	0
Asian White:	0	0	0	0	0	0	0	0
Black/African American & White:	0	0	0	0	0	0	0	0
American Indian/Alaskan Native & Black/African American:	0	0	0	0	0	0	0	0
Other multi-racial:	0	0	0	0	0	0	0	0
Asian/Pacific Islander:	0	0	0	0	0	0	0	0
Hispanic:	0	0	0	0	0	0	0	0
Total:	0	0	0	0	0	0	0	0



U.S. Department of Housing and Urban Development
Office of Community Planning and Development
Integrated Disbursement and Information System
CDBG Activity Summary Report (GPR) for Program Year 2020
FORT WORTH

Date: 30-Nov-2021
Time: 13:39
Page: 95

Female-headed Households: 0 0 0

Income Category:

	Owner	Renter	Total	Person
Extremely Low	0	0	0	0
Low Mod	0	0	0	0
Moderate	0	0	0	0
Non Low Moderate	0	0	0	0
Total	0	0	0	0

Percent Low/Mod

Annual Accomplishments

No data returned for this view. This might be because the applied filter excludes all data.



U.S. Department of Housing and Urban Development
Office of Community Planning and Development
Integrated Disbursement and Information System
CDBG Activity Summary Report (GPR) for Program Year 2020
FORT WORTH

Date: 30-Nov-2021
Time: 13:39
Page: 96

PGM Year:	2019				
Project:	0019 - CDBG CV-Support programming for Aging-In-Place				
IDIS Activity:	7485 - 19-20 CDBG-CV Sixty and Better - Meal Delivery {102718-9919U7}				
Status:	Canceled 5/14/2021 12:30:57 PM	Objective:	Create suitable living environments		
Location:	1400 Circle Dr Ste 300 Suite 300 Fort Worth, TX 76119-8142	Outcome:	Sustainability		
		Matrix Code:	Senior Services (05A)	National Objective:	LMC

Activity to prevent, prepare for, and respond to Coronavirus: Yes

Initial Funding Date: 08/17/2020

Description:

CDBG-CV funds to be used to support programming for Aging-In-Place.

Financing

No data returned for this view. This might be because the applied filter excludes all data.

Proposed Accomplishments

People (General) : 400

Actual Accomplishments

Number assisted:

	Owner		Renter		Total		Person	
	Total	Hispanic	Total	Hispanic	Total	Hispanic	Total	Hispanic
White:	0	0	0	0	0	0		0
Black/African American:	0	0	0	0	0	0	0	0
Asian:	0	0	0	0	0	0	0	0
American Indian/Alaskan Native:	0	0	0	0	0	0	0	0
Native Hawaiian/Other Pacific Islander:	0	0	0	0	0	0	0	0
American Indian/Alaskan Native & White:	0	0	0	0	0	0	0	0
Asian White:	0	0	0	0	0	0	0	0
Black/African American & White:	0	0	0	0	0	0	0	0
American Indian/Alaskan Native & Black/African American:	0	0	0	0	0	0	0	0
Other multi-racial:	0	0	0	0	0	0	0	0



U.S. Department of Housing and Urban Development
Office of Community Planning and Development
Integrated Disbursement and Information System
CDBG Activity Summary Report (GPR) for Program Year 2020
FORT WORTH

Date: 30-Nov-2021
Time: 13:39
Page: 97

Asian/Pacific Islander:	0	0	0	0	0	0	0	0
Hispanic:	0	0	0	0	0	0	0	0
Total:	0	0	0	0	0	0	0	0
Female-headed Households:	0		0		0			

Income Category:

	Owner	Renter	Total	Person
Extremely Low	0	0	0	0
Low Mod	0	0	0	0
Moderate	0	0	0	0
Non Low Moderate	0	0	0	0
Total	0	0	0	0

Percent Low/Mod

Annual Accomplishments

No data returned for this view. This might be because the applied filter excludes all data.



U.S. Department of Housing and Urban Development
Office of Community Planning and Development
Integrated Disbursement and Information System
CDBG Activity Summary Report (GPR) for Program Year 2020
FORT WORTH

Date: 30-Nov-2021
Time: 13:39
Page: 98

PGM Year:	2019				
Project:	0020 - CDBG-CV Affordable Housing				
IDIS Activity:	7487 - 19-20 CDBG-CV Tarrant County Samaritan Housing - Emergency Rental Assistance {102718-9919U5}				
Status:	Open	Objective:	Provide decent affordable housing		
Location:	929 Hemphill St Fort Worth, TX 76104-3126	Outcome:	Affordability		
		Matrix Code:	Subsistence Payment (05Q)	National Objective:	LMC

Activity to prevent, prepare for, and respond to Coronavirus: Yes

Initial Funding Date: 08/17/2020

Description:

CDBG-CV funds to be used to provide short-term emergency rental assistance for residents impacted by the COVID-19 crisis.

Financing

	Fund Type	Grant Year	Grant	Funded Amount	Drawn In Program Year	Drawn Thru Program Year
CDBG	EN	2020	B20MW480010	\$266,500.00	\$244,901.80	\$244,901.80
Total	Total			\$266,500.00	\$244,901.80	\$244,901.80

Proposed Accomplishments

People (General) : 10

Actual Accomplishments

Number assisted:

	Owner		Renter		Total		Person	
	Total	Hispanic	Total	Hispanic	Total	Hispanic	Total	Hispanic
White:	0	0	0	0	0	0	12	11
Black/African American:	0	0	0	0	0	0	39	0
Asian:	0	0	0	0	0	0	0	0
American Indian/Alaskan Native:	0	0	0	0	0	0	0	0
Native Hawaiian/Other Pacific Islander:	0	0	0	0	0	0	0	0
American Indian/Alaskan Native & White:	0	0	0	0	0	0	0	0
Asian White:	0	0	0	0	0	0	0	0
Black/African American & White:	0	0	0	0	0	0	1	0
American Indian/Alaskan Native & Black/African American:	0	0	0	0	0	0	0	0
Other multi-racial:	0	0	0	0	0	0	3	0
Asian/Pacific Islander:	0	0	0	0	0	0	0	0
Hispanic:	0	0	0	0	0	0	0	0
Total:	0	0	0	0	0	0	55	11



U.S. Department of Housing and Urban Development
Office of Community Planning and Development
Integrated Disbursement and Information System
CDBG Activity Summary Report (GPR) for Program Year 2020
FORT WORTH

Date: 30-Nov-2021
Time: 13:39
Page: 99

Female-headed Households: 0 0 0

Income Category:

	Owner	Renter	Total	Person
Extremely Low	0	0	0	53
Low Mod	0	0	0	2
Moderate	0	0	0	0
Non Low Moderate	0	0	0	0
Total	0	0	0	55
Percent Low/Mod				100.0%

Annual Accomplishments

Years	Accomplishment Narrative	# Benefitting
2020	CDBG-CV funds were used to provide emergency rental assistance to 55 low-to-moderate income families impacted by the coronavirus pandemic as of December 31, 2020.	



U.S. Department of Housing and Urban Development
Office of Community Planning and Development
Integrated Disbursement and Information System
CDBG Activity Summary Report (GPR) for Program Year 2020
FORT WORTH

Date: 30-Nov-2021
Time: 13:39
Page: 100

PGM Year: 2019
Project: 0018 - CDBG CV-Poverty Reduction and Household Stabilization
IDIS Activity: 7489 - 19-20 CDBG-CV The Women's Center of Tarrant County - Employment Services {102718-9919V0}
Status: Open
Location: 1723 Hemphill St Fort Worth, TX 76110-1516
Objective: Create economic opportunities
Outcome: Sustainability
Matrix Code: Employment Training (05H)
National Objective: LMC

Activity to prevent, prepare for, and respond to Coronavirus: Yes

Initial Funding Date: 08/17/2020

Description:

CDBG-CV funds to be used to assist residents impacted by the COVID-19 crisis, with employment-related services.

Financing

	Fund Type	Grant Year	Grant	Funded Amount	Drawn In Program Year	Drawn Thru Program Year
CDBG	EN	2020	B20MW480010	\$120,221.00	\$106,223.82	\$106,223.82
Total	Total			\$120,221.00	\$106,223.82	\$106,223.82

Proposed Accomplishments

People (General) : 180

Actual Accomplishments

Number assisted:

	Owner		Renter		Total		Person	
	Total	Hispanic	Total	Hispanic	Total	Hispanic	Total	Hispanic
White:	0	0	0	0	0	0	39	24
Black/African American:	0	0	0	0	0	0	32	0
Asian:	0	0	0	0	0	0	0	0
American Indian/Alaskan Native:	0	0	0	0	0	0	2	0
Native Hawaiian/Other Pacific Islander:	0	0	0	0	0	0	0	0
American Indian/Alaskan Native & White:	0	0	0	0	0	0	1	0
Asian White:	0	0	0	0	0	0	1	0
Black/African American & White:	0	0	0	0	0	0	8	0
American Indian/Alaskan Native & Black/African American:	0	0	0	0	0	0	3	0
Other multi-racial:	0	0	0	0	0	0	4	0
Asian/Pacific Islander:	0	0	0	0	0	0	0	0
Hispanic:	0	0	0	0	0	0	0	0
Total:	0	0	0	0	0	0	90	24



U.S. Department of Housing and Urban Development
Office of Community Planning and Development
Integrated Disbursement and Information System
CDBG Activity Summary Report (GPR) for Program Year 2020
FORT WORTH

Date: 30-Nov-2021
Time: 13:39
Page: 101

Female-headed Households: 0 0 0

Income Category:

	Owner	Renter	Total	Person
Extremely Low	0	0	0	59
Low Mod	0	0	0	19
Moderate	0	0	0	4
Non Low Moderate	0	0	0	8
Total	0	0	0	90
Percent Low/Mod				91.1%

Annual Accomplishments

Years	Accomplishment Narrative	# Benefitting
2020	CDBG-CV funds used to assist 90 residents impacted by the COVID-19 crisis, with employment-related services.	



U.S. Department of Housing and Urban Development
Office of Community Planning and Development
Integrated Disbursement and Information System
CDBG Activity Summary Report (GPR) for Program Year 2020
FORT WORTH

Date: 30-Nov-2021
Time: 13:39
Page: 102

PGM Year: 2019
Project: 0025 - CDBG-CV NSD Program Administration
IDIS Activity: 7492 - 19-20 CDBG-CV City of Fort Worth - NSD Administration

Status: Open
Location: ,

Objective:
Outcome:
Matrix Code: General Program Administration (21A) **National Objective:**

Activity to prevent, prepare for, and respond to Coronavirus: Yes

Initial Funding Date: 08/17/2020

Description:

This project is for the planning, administering, operating and monitoring grant programs to ensure compliance with HUD and City policies and regulations. This includes administration of subrecipient contracts, financial account reporting, onsite monitoring visits, and preparation of plans and reports.

Financing

	Fund Type	Grant Year	Grant	Funded Amount	Drawn In Program Year	Drawn Thru Program Year
CDBG	AD	2020	B20MW480010	\$872,058.00	\$73,455.15	\$123,209.77
Total	Total			\$872,058.00	\$73,455.15	\$123,209.77

Proposed Accomplishments

Actual Accomplishments

Number assisted:

	Owner		Renter		Total		Person	
	Total	Hispanic	Total	Hispanic	Total	Hispanic	Total	Hispanic
White:					0	0		
Black/African American:					0	0		
Asian:					0	0		
American Indian/Alaskan Native:					0	0		
Native Hawaiian/Other Pacific Islander:					0	0		
American Indian/Alaskan Native & White:					0	0		
Asian White:					0	0		
Black/African American & White:					0	0		
American Indian/Alaskan Native & Black/African American:					0	0		
Other multi-racial:					0	0		
Asian/Pacific Islander:					0	0		
Hispanic:					0	0		
Total:	0	0	0	0	0	0	0	0



U.S. Department of Housing and Urban Development
Office of Community Planning and Development
Integrated Disbursement and Information System
CDBG Activity Summary Report (GPR) for Program Year 2020
FORT WORTH

Date: 30-Nov-2021
Time: 13:39
Page: 103

Female-headed Households: 0

Income Category:	Owner	Renter	Total	Person
Extremely Low			0	
Low Mod			0	
Moderate			0	
Non Low Moderate			0	
Total	0	0	0	0
Percent Low/Mod				

Annual Accomplishments
No data returned for this view. This might be because the applied filter excludes all data.



U.S. Department of Housing and Urban Development
Office of Community Planning and Development
Integrated Disbursement and Information System
CDBG Activity Summary Report (GPR) for Program Year 2020
FORT WORTH

Date: 30-Nov-2021
Time: 13:39
Page: 104

PGM Year: 2018
Project: 0003 - 18-19 Homeowner Housing Rehabilitation
IDIS Activity: 7504 - 18-19 Match for Lead Grant {101785-991943}

Status: Canceled 6/7/2021 9:17:04 PM
Location: 818 Missouri Ave Fort Worth, TX 76104-3618

Objective: Create suitable living environments
Outcome: Sustainability
Matrix Code: Lead-Based/Lead Hazard Test/Abate (14I)

National Objective: LMH

Activity to prevent, prepare for, and respond to Coronavirus: No

Initial Funding Date: 09/09/2020

Description:

Funds will be used as the CDBG match portion for the Lead Hazard Reduction Demonstration Grant Program to pay for control efforts, rehabilitation, and related activities to carry out eligible expenses under the lead hazard reduction activities for housing units.

Financing

No data returned for this view. This might be because the applied filter excludes all data.

Proposed Accomplishments

Housing Units : 18

Actual Accomplishments

Number assisted:

	Owner		Renter		Total		Person	
	Total	Hispanic	Total	Hispanic	Total	Hispanic	Total	Hispanic
White:	0	0	0	0	0	0		0
Black/African American:	0	0	0	0	0	0	0	0
Asian:	0	0	0	0	0	0	0	0
American Indian/Alaskan Native:	0	0	0	0	0	0	0	0
Native Hawaiian/Other Pacific Islander:	0	0	0	0	0	0	0	0
American Indian/Alaskan Native & White:	0	0	0	0	0	0	0	0
Asian White:	0	0	0	0	0	0	0	0
Black/African American & White:	0	0	0	0	0	0	0	0
American Indian/Alaskan Native & Black/African American:	0	0	0	0	0	0	0	0



U.S. Department of Housing and Urban Development
Office of Community Planning and Development
Integrated Disbursement and Information System
CDBG Activity Summary Report (GPR) for Program Year 2020
FORT WORTH

Date: 30-Nov-2021
Time: 13:39
Page: 105

Other multi-racial:	0	0	0	0	0	0	0	0
Asian/Pacific Islander:	0	0	0	0	0	0	0	0
Hispanic:	0	0	0	0	0	0	0	0
Total:	0	0	0	0	0	0	0	0

Female-headed Households: 0 0 0

Income Category:

	Owner	Renter	Total	Person
Extremely Low	0	0	0	0
Low Mod	0	0	0	0
Moderate	0	0	0	0
Non Low Moderate	0	0	0	0
Total	0	0	0	0

Percent Low/Mod

Annual Accomplishments

No data returned for this view. This might be because the applied filter excludes all data.



U.S. Department of Housing and Urban Development
Office of Community Planning and Development
Integrated Disbursement and Information System
CDBG Activity Summary Report (GPR) for Program Year 2020
FORT WORTH

Date: 30-Nov-2021
Time: 13:39
Page: 106

PGM Year: 2019
Project: 0003 - 19-20 Homeowner Housing Rehabilitation
IDIS Activity: 7505 - 19-20 Match for Lead Grant {102361-991943}

Status: Canceled 6/7/2021 9:17:36 PM
Location: 2001 Alston Ave Fort Worth, TX 76110-2011

Objective: Create suitable living environments
Outcome: Sustainability
Matrix Code: Lead-Based/Lead Hazard Test/Abate (14I)

National Objective: LMH

Activity to prevent, prepare for, and respond to Coronavirus: No

Initial Funding Date: 09/09/2020

Description:

Funds will be used as the CDBG match portion for the Lead Hazard Reduction Demonstration Grant Program to pay for control efforts, rehabilitation, and related activities to carry out eligible expenses under the lead hazard reduction activities for housing units.

Financing

No data returned for this view. This might be because the applied filter excludes all data.

Proposed Accomplishments

Housing Units : 6

Actual Accomplishments

Number assisted:

	Owner		Renter		Total		Person	
	Total	Hispanic	Total	Hispanic	Total	Hispanic	Total	Hispanic
White:	0	0	0	0	0	0		0
Black/African American:	0	0	0	0	0	0	0	0
Asian:	0	0	0	0	0	0	0	0
American Indian/Alaskan Native:	0	0	0	0	0	0	0	0
Native Hawaiian/Other Pacific Islander:	0	0	0	0	0	0	0	0
American Indian/Alaskan Native & White:	0	0	0	0	0	0	0	0
Asian White:	0	0	0	0	0	0	0	0
Black/African American & White:	0	0	0	0	0	0	0	0
American Indian/Alaskan Native & Black/African American:	0	0	0	0	0	0	0	0



U.S. Department of Housing and Urban Development
Office of Community Planning and Development
Integrated Disbursement and Information System
CDBG Activity Summary Report (GPR) for Program Year 2020
FORT WORTH

Date: 30-Nov-2021
Time: 13:39
Page: 107

Other multi-racial:	0	0	0	0	0	0	0	0
Asian/Pacific Islander:	0	0	0	0	0	0	0	0
Hispanic:	0	0	0	0	0	0	0	0
Total:	0	0	0	0	0	0	0	0

Female-headed Households: 0 0 0

Income Category:

	Owner	Renter	Total	Person
Extremely Low	0	0	0	0
Low Mod	0	0	0	0
Moderate	0	0	0	0
Non Low Moderate	0	0	0	0
Total	0	0	0	0

Percent Low/Mod

Annual Accomplishments

No data returned for this view. This might be because the applied filter excludes all data.



U.S. Department of Housing and Urban Development
Office of Community Planning and Development
Integrated Disbursement and Information System
CDBG Activity Summary Report (GPR) for Program Year 2020
FORT WORTH

Date: 30-Nov-2021
Time: 13:39
Page: 108

PGM Year: 2019
Project: 0006 - 19-20 Poverty Reduction Programs
IDIS Activity: 7506 - 19-20 Envision Center {102361-9919D3}

Status: Completed 11/18/2020 8:07:36 PM
Location: 5565 Truman Dr Fort Worth, TX 76112-7652

Objective: Create economic opportunities
Outcome: Sustainability
Matrix Code: Employment Training (05H)

National Objective: LMC

Activity to prevent, prepare for, and respond to Coronavirus: No

Initial Funding Date: 09/09/2020

Description:

Funds to be used to support the EnVision Center program at the Martin Luther King, Jr. Community Center, including training classes and certifications, work clothing and tools, and related direct client services that remove barriers to employment and increase earning capacity.

Financing

	Fund Type	Grant Year	Grant	Funded Amount	Drawn In Program Year	Drawn Thru Program Year
CDBG	EN	2019	B19MC480010	\$16,307.97	\$0.00	\$16,307.97
Total	Total			\$16,307.97	\$0.00	\$16,307.97

Proposed Accomplishments

People (General) : 5

Actual Accomplishments

Number assisted:

	Owner		Renter		Total		Person	
	Total	Hispanic	Total	Hispanic	Total	Hispanic	Total	Hispanic
White:	0	0	0	0	0	0	2	1
Black/African American:	0	0	0	0	0	0	4	0
Asian:	0	0	0	0	0	0	0	0
American Indian/Alaskan Native:	0	0	0	0	0	0	0	0
Native Hawaiian/Other Pacific Islander:	0	0	0	0	0	0	0	0
American Indian/Alaskan Native & White:	0	0	0	0	0	0	0	0
Asian White:	0	0	0	0	0	0	0	0
Black/African American & White:	0	0	0	0	0	0	0	0
American Indian/Alaskan Native & Black/African American:	0	0	0	0	0	0	0	0
Other multi-racial:	0	0	0	0	0	0	0	0
Asian/Pacific Islander:	0	0	0	0	0	0	0	0
Hispanic:	0	0	0	0	0	0	0	0



U.S. Department of Housing and Urban Development
Office of Community Planning and Development
Integrated Disbursement and Information System
CDBG Activity Summary Report (GPR) for Program Year 2020
FORT WORTH

Date: 30-Nov-2021
Time: 13:39
Page: 109

Total: 0 0 0 0 0 0 6 1

Female-headed Households: 0 0 0

Income Category:

	Owner	Renter	Total	Person
Extremely Low	0	0	0	5
Low Mod	0	0	0	1
Moderate	0	0	0	0
Non Low Moderate	0	0	0	0
Total	0	0	0	6
Percent Low/Mod				100.0%

Annual Accomplishments

Years	Accomplishment Narrative	# Benefitting
2019	<p>During the period covering October 1, 2019 to September 30, 2020, the EnVision Center targeted income eligible individuals who want to advance their education and employment. The EnVision Center helped six (6) highly motivated clients become better equipped with the skills and training they need to transition into careers and employment in industries that are hiring now and will be hiring in the future. Eligibility criteria required participants be residents of Fort Worth or HUD-assisted housing, at least 18 yrs of age, and with household income under 80% of AMI as established by HUD.</p> <p>During this timeframe, \$16,308 in CDBG funds were used to cover the cost of tuition for workforce training and short-term certification programs. These funds were also used to remove barriers to employment including transportation, book, supplies, uniforms, clothing, and laptops. Participants were enrolled an array of area of programs including Professional Truck Driver training, Landscape Architecture, EKG Cardiographic Technician training, and Diversity & Inclusion Certification.</p> <p>Participants are expected to secure employment or a higher paying position within three to six months of completion of training/ and or certification. Data demonstrates that 6 out of 6 (83%) have successfully completed and/or are on track to scull complete training/certification programs in which enrolled. 4 out of 6 (67%) clients are currently employed, and have increased household income since enrollment. 6 out of 6 (100%) participants report being very satisfied with the assistance and support they have received from EnVision / CAP staff providing case management. To date, 1 client has increased household income above 200% of HUD's AMI threshold, and transitioned out of poverty. Notably, 1 client has transitioned from homelessness and unemployment, acquiring national industry recognized certification, and transitioned into gainful employment with a major trucking firm. To date, all participants continue to thrive as a direct result of participation in the Tuition Assistance Program.</p>	



U.S. Department of Housing and Urban Development
Office of Community Planning and Development
Integrated Disbursement and Information System
CDBG Activity Summary Report (GPR) for Program Year 2020
FORT WORTH

Date: 30-Nov-2021
Time: 13:39
Page: 110

PGM Year: 2019
Project: 0012 - 19-20 CDBG Homeless Services
IDIS Activity: 7507 - 19-20 The Salvation Army- Family Shelter/Case Manager {102361-991923}

Status: Completed 10/13/2020 5:48:26 PM

Location: 1855 E Lancaster Ave Fort Worth, TX 76103-2123

Objective: Provide decent affordable housing

Outcome: Sustainability

Matrix Code: Other Public Services Not Listed in
05A-05Y, 03T (05Z)

National Objective: LMC

Activity to prevent, prepare for, and respond to Coronavirus: No

Initial Funding Date: 09/09/2020

Description:

CDBG funds will be used to pay for the salary and FICA of a Case Manager position in the Program, to provide case management and referrals. Case management services will be provided Monday through Friday, 9:00 a.m. to 5:00 p.m., with evening or weekend appointments scheduled as needed to accommodate client's schedule. Life skills and financial education class times vary and are held Monday through Friday.

Financing

	Fund Type	Grant Year	Grant	Funded Amount	Drawn In Program Year	Drawn Thru Program Year
CDBG	EN	2019	B19MC480010	\$18,000.00	\$0.00	\$18,000.00
Total	Total			\$18,000.00	\$0.00	\$18,000.00

Proposed Accomplishments

People (General) : 75

Actual Accomplishments

Number assisted:

	Owner		Renter		Total		Person	
	Total	Hispanic	Total	Hispanic	Total	Hispanic	Total	Hispanic
White:	0	0	0	0	0	0	72	42
Black/African American:	0	0	0	0	0	0	162	5
Asian:	0	0	0	0	0	0	1	0
American Indian/Alaskan Native:	0	0	0	0	0	0	0	0
Native Hawaiian/Other Pacific Islander:	0	0	0	0	0	0	0	0
American Indian/Alaskan Native & White:	0	0	0	0	0	0	0	0
Asian White:	0	0	0	0	0	0	0	0
Black/African American & White:	0	0	0	0	0	0	18	1
American Indian/Alaskan Native & Black/African American:	0	0	0	0	0	0	2	1
Other multi-racial:	0	0	0	0	0	0	0	0
Asian/Pacific Islander:	0	0	0	0	0	0	0	0



U.S. Department of Housing and Urban Development
Office of Community Planning and Development
Integrated Disbursement and Information System
CDBG Activity Summary Report (GPR) for Program Year 2020
FORT WORTH

Date: 30-Nov-2021
Time: 13:39
Page: 111

Hispanic:	0	0	0	0	0	0	0	0
Total:	0	0	0	0	0	0	255	49
Female-headed Households:	0		0		0			
<i>Income Category:</i>								
	Owner	Renter	Total	Person				
Extremely Low	0	0	0	255				
Low Mod	0	0	0	0				
Moderate	0	0	0	0				
Non Low Moderate	0	0	0	0				
Total	0	0	0	255				
Percent Low/Mod	100.0%							

Annual Accomplishments

Years	Accomplishment Narrative	# Benefitting
2019	CDBG funds were used to pay for the salary and FICA of a Case Manager position in the Program, to provide case management and referrals. Case management services were provided Monday through Friday, 9:00 a.m. to 5:00 p.m., with evening or weekend appointments scheduled as needed to accommodate client's schedule. Life skills and financial education class times varied and were held Monday through Friday. A total of \$18,000 in CDBG funds was expended during the program year from October 1, 2019 - September 30, 2020. Program services were provided at 1855 E. Lancaster Avenue, Fort Worth, TX 76103.	



U.S. Department of Housing and Urban Development
Office of Community Planning and Development
Integrated Disbursement and Information System
CDBG Activity Summary Report (GPR) for Program Year 2020
FORT WORTH

Date: 30-Nov-2021
Time: 13:39
Page: 112

PGM Year: 2020
Project: 0001 - 20-21 NSD Program Administration
IDIS Activity: 7522 - 20-21 Planning & Development Part of 20% PA {103020-991901}
Status: Open
Location: ,
Objective:
Outcome:
Matrix Code: General Program Administration (21A) **National Objective:**

Activity to prevent, prepare for, and respond to Coronavirus: No

Initial Funding Date: 01/08/2021

Description:
Funds will be used to cover the cost of planning, administering, and monitoring the CDBG program to ensure compliance within HUD and City policies and regulations.
The funds are from the 20% Administration cap.

	Fund Type	Grant Year	Grant	Funded Amount	Drawn In Program Year	Drawn Thru Program Year
CDBG	AD	2020	B20MC480010	\$72,500.00	\$68,609.35	\$68,609.35
Total	Total			\$72,500.00	\$68,609.35	\$68,609.35

Proposed Accomplishments

Actual Accomplishments

<i>Number assisted:</i>	Owner		Renter		Total		Person	
	Total	Hispanic	Total	Hispanic	Total	Hispanic	Total	Hispanic
White:					0	0		
Black/African American:					0	0		
Asian:					0	0		
American Indian/Alaskan Native:					0	0		
Native Hawaiian/Other Pacific Islander:					0	0		
American Indian/Alaskan Native & White:					0	0		
Asian White:					0	0		
Black/African American & White:					0	0		
American Indian/Alaskan Native & Black/African American:					0	0		
Other multi-racial:					0	0		
Asian/Pacific Islander:					0	0		
Hispanic:					0	0		
Total:	0	0	0	0	0	0	0	0



U.S. Department of Housing and Urban Development
Office of Community Planning and Development
Integrated Disbursement and Information System
CDBG Activity Summary Report (GPR) for Program Year 2020
FORT WORTH

Date: 30-Nov-2021
Time: 13:39
Page: 113

Female-headed Households:

0

Income Category:

	Owner	Renter	Total	Person
Extremely Low			0	
Low Mod			0	
Moderate			0	
Non Low Moderate			0	
Total	0	0	0	0
Percent Low/Mod				

Annual Accomplishments

No data returned for this view. This might be because the applied filter excludes all data.



U.S. Department of Housing and Urban Development
Office of Community Planning and Development
Integrated Disbursement and Information System
CDBG Activity Summary Report (GPR) for Program Year 2020
FORT WORTH

Date: 30-Nov-2021
Time: 13:39
Page: 114

PGM Year: 2020
Project: 0001 - 20-21 NSD Program Administration
IDIS Activity: 7523 - 20-21 FMS Finance Part of 20% PA {103020-991901}

Status: Open
Location: ,

Objective:
Outcome:
Matrix Code: General Program Administration (21A) **National Objective:**

Activity to prevent, prepare for, and respond to Coronavirus: No

Initial Funding Date: 01/08/2021

Description:
Funds will be used to cover the cost of planning, administering, and monitoring the CDBG program to ensure compliance within HUD and City policies and regulations.
The funds are from the 20% Administration cap.

Financing

	Fund Type	Grant Year	Grant	Funded Amount	Drawn In Program Year	Drawn Thru Program Year
CDBG	AD	2020	B20MC480010	\$55,000.00	\$54,751.60	\$54,751.60
Total	Total			\$55,000.00	\$54,751.60	\$54,751.60

Proposed Accomplishments

Actual Accomplishments

Number assisted:

	Owner		Renter		Total		Person	
	Total	Hispanic	Total	Hispanic	Total	Hispanic	Total	Hispanic
White:					0	0		
Black/African American:					0	0		
Asian:					0	0		
American Indian/Alaskan Native:					0	0		
Native Hawaiian/Other Pacific Islander:					0	0		
American Indian/Alaskan Native & White:					0	0		
Asian White:					0	0		
Black/African American & White:					0	0		
American Indian/Alaskan Native & Black/African American:					0	0		
Other multi-racial:					0	0		
Asian/Pacific Islander:					0	0		
Hispanic:					0	0		
Total:	0	0	0	0	0	0	0	0



U.S. Department of Housing and Urban Development
Office of Community Planning and Development
Integrated Disbursement and Information System
CDBG Activity Summary Report (GPR) for Program Year 2020
FORT WORTH

Date: 30-Nov-2021
Time: 13:39
Page: 115

Female-headed Households:

0

Income Category:

	Owner	Renter	Total	Person
Extremely Low			0	
Low Mod			0	
Moderate			0	
Non Low Moderate			0	
Total	0	0	0	0
Percent Low/Mod				

Annual Accomplishments

No data returned for this view. This might be because the applied filter excludes all data.



U.S. Department of Housing and Urban Development
Office of Community Planning and Development
Integrated Disbursement and Information System
CDBG Activity Summary Report (GPR) for Program Year 2020
FORT WORTH

Date: 30-Nov-2021
Time: 13:39
Page: 116

PGM Year: 2020
Project: 0001 - 20-21 NSD Program Administration
IDIS Activity: 7524 - 20-21 NSD Community Development Part of 20% PA {103020-991903}

Status: Open
Location: ,

Objective:
Outcome:
Matrix Code: General Program Administration (21A) **National Objective:**

Activity to prevent, prepare for, and respond to Coronavirus: No

Initial Funding Date: 01/08/2021

Description:
Funds will be used to cover the cost of planning, administering, and monitoring the CDBG program to ensure compliance within HUD and City policies and regulations.
The funds are from the 20% Administration cap.

Financing

	Fund Type	Grant Year	Grant	Funded Amount	Drawn In Program Year	Drawn Thru Program Year
CDBG	AD	2020	B20MC480010	\$288,000.00	\$283,599.38	\$283,599.38
Total	Total			\$288,000.00	\$283,599.38	\$283,599.38

Proposed Accomplishments

Actual Accomplishments

Number assisted:

	Owner		Renter		Total		Person	
	Total	Hispanic	Total	Hispanic	Total	Hispanic	Total	Hispanic
White:					0	0		
Black/African American:					0	0		
Asian:					0	0		
American Indian/Alaskan Native:					0	0		
Native Hawaiian/Other Pacific Islander:					0	0		
American Indian/Alaskan Native & White:					0	0		
Asian White:					0	0		
Black/African American & White:					0	0		
American Indian/Alaskan Native & Black/African American:					0	0		
Other multi-racial:					0	0		
Asian/Pacific Islander:					0	0		
Hispanic:					0	0		
Total:	0	0	0	0	0	0	0	0



U.S. Department of Housing and Urban Development
Office of Community Planning and Development
Integrated Disbursement and Information System
CDBG Activity Summary Report (GPR) for Program Year 2020
FORT WORTH

Date: 30-Nov-2021
Time: 13:39
Page: 117

Female-headed Households:

0

Income Category:

	Owner	Renter	Total	Person
Extremely Low			0	
Low Mod			0	
Moderate			0	
Non Low Moderate			0	
Total	0	0	0	0
Percent Low/Mod				

Annual Accomplishments

No data returned for this view. This might be because the applied filter excludes all data.



U.S. Department of Housing and Urban Development
Office of Community Planning and Development
Integrated Disbursement and Information System
CDBG Activity Summary Report (GPR) for Program Year 2020
FORT WORTH

Date: 30-Nov-2021
Time: 13:39
Page: 118

PGM Year: 2020
Project: 0001 - 20-21 NSD Program Administration
IDIS Activity: 7525 - 20-21 NSD Contract Compliance & Reporting Part of 20% PA {103020-991904}

Status: Open
Location: ,

Objective:
Outcome:
Matrix Code: General Program Administration (21A) **National Objective:**

Activity to prevent, prepare for, and respond to Coronavirus: No

Initial Funding Date: 01/08/2021

Description:

Funds will be used to cover the cost of planning, administering, and monitoring the CDBG program to ensure compliance within HUD and City policies and regulations.
The funds are from the 20% Administration cap.

Financing

	Fund Type	Grant Year	Grant	Funded Amount	Drawn In Program Year	Drawn Thru Program Year
CDBG	AD	2020	B20MC480010	\$688,000.00	\$519,356.18	\$519,356.18
Total	Total			\$688,000.00	\$519,356.18	\$519,356.18

Proposed Accomplishments

Actual Accomplishments

Number assisted:

	Owner		Renter		Total		Person	
	Total	Hispanic	Total	Hispanic	Total	Hispanic	Total	Hispanic
White:					0	0		
Black/African American:					0	0		
Asian:					0	0		
American Indian/Alaskan Native:					0	0		
Native Hawaiian/Other Pacific Islander:					0	0		
American Indian/Alaskan Native & White:					0	0		
Asian White:					0	0		
Black/African American & White:					0	0		
American Indian/Alaskan Native & Black/African American:					0	0		
Other multi-racial:					0	0		
Asian/Pacific Islander:					0	0		
Hispanic:					0	0		
Total:	0	0	0	0	0	0	0	0



U.S. Department of Housing and Urban Development
Office of Community Planning and Development
Integrated Disbursement and Information System
CDBG Activity Summary Report (GPR) for Program Year 2020
FORT WORTH

Date: 30-Nov-2021

Time: 13:39

Page: 119

Female-headed Households:

0

Income Category:

	Owner	Renter	Total	Person
Extremely Low			0	
Low Mod			0	
Moderate			0	
Non Low Moderate			0	
Total	0	0	0	0
Percent Low/Mod				

Annual Accomplishments

No data returned for this view. This might be because the applied filter excludes all data.



U.S. Department of Housing and Urban Development
Office of Community Planning and Development
Integrated Disbursement and Information System
CDBG Activity Summary Report (GPR) for Program Year 2020
FORT WORTH

Date: 30-Nov-2021
Time: 13:39
Page: 120

PGM Year:	2020		
Project:	0001 - 20-21 NSD Program Administration		
IDIS Activity:	7526 - 20-21 NSD Administration & Loan Services {103020-991905}		
Status:	Open	Objective:	
Location:	,	Outcome:	
		Matrix Code:	General Program Administration (21A)
		National Objective:	

Activity to prevent, prepare for, and respond to Coronavirus: No

Initial Funding Date: 01/08/2021

Description:
Funds will be used to cover the cost of planning, administering, and monitoring the CDBG program to ensure compliance within HUD and City policies and regulations.
The funds are from the 20% Administration cap.

	Fund Type	Grant Year	Grant	Funded Amount	Drawn In Program Year	Drawn Thru Program Year
CDBG	AD	2020	B20MC480010	\$378,692.60	\$203,529.85	\$203,529.85
Total	Total			\$378,692.60	\$203,529.85	\$203,529.85

Proposed Accomplishments

Actual Accomplishments

<i>Number assisted:</i>	Owner		Renter		Total		Person	
	Total	Hispanic	Total	Hispanic	Total	Hispanic	Total	Hispanic
White:					0	0		
Black/African American:					0	0		
Asian:					0	0		
American Indian/Alaskan Native:					0	0		
Native Hawaiian/Other Pacific Islander:					0	0		
American Indian/Alaskan Native & White:					0	0		
Asian White:					0	0		
Black/African American & White:					0	0		
American Indian/Alaskan Native & Black/African American:					0	0		
Other multi-racial:					0	0		
Asian/Pacific Islander:					0	0		
Hispanic:					0	0		
Total:	0	0	0	0	0	0	0	0



U.S. Department of Housing and Urban Development
Office of Community Planning and Development
Integrated Disbursement and Information System
CDBG Activity Summary Report (GPR) for Program Year 2020
FORT WORTH

Date: 30-Nov-2021
Time: 13:39
Page: 121

Female-headed Households:

0

Income Category:

	Owner	Renter	Total	Person
Extremely Low			0	
Low Mod			0	
Moderate			0	
Non Low Moderate			0	
Total	0	0	0	0
Percent Low/Mod				

Annual Accomplishments

No data returned for this view. This might be because the applied filter excludes all data.



U.S. Department of Housing and Urban Development
Office of Community Planning and Development
Integrated Disbursement and Information System
CDBG Activity Summary Report (GPR) for Program Year 2020
FORT WORTH

Date: 30-Nov-2021
Time: 13:39
Page: 122

PGM Year: 2020
Project: 0002 - 20-21 CFW CDBG Program Delivery
IDIS Activity: 7527 - 20-21 Project Delivery for Home Ownership & Housing Services {103020-991906}

Status: Open
Location: 908 Monroe St Fort Worth, TX 76102-6306
Objective: Provide decent affordable housing
Outcome: Affordability
Matrix Code: Housing Services - Excluding Housing Counseling, under 24 CFR 5.100 (14J)
National Objective: LMH

Activity to prevent, prepare for, and respond to Coronavirus: No

Initial Funding Date: 01/09/2021

Description:

Homeownership and Housing Services provides direct delivery of the down-payment and closing cost assistance programs and performs intake functions and processing for homebuyer down-payment assistancerehabilitation programs.

Financing

	Fund Type	Grant Year	Grant	Funded Amount	Drawn In Program Year	Drawn Thru Program Year
CDBG	EN	2020	B20MC480010	\$171,666.00	\$129,227.36	\$129,227.36
Total	Total			\$171,666.00	\$129,227.36	\$129,227.36

Proposed Accomplishments

Actual Accomplishments

Number assisted:

	Owner		Renter		Total		Person	
	Total	Hispanic	Total	Hispanic	Total	Hispanic	Total	Hispanic
White:	0	0	0	0	0	0		0
Black/African American:	0	0	0	0	0	0	0	0
Asian:	0	0	0	0	0	0	0	0
American Indian/Alaskan Native:	0	0	0	0	0	0	0	0
Native Hawaiian/Other Pacific Islander:	0	0	0	0	0	0	0	0
American Indian/Alaskan Native & White:	0	0	0	0	0	0	0	0
Asian White:	0	0	0	0	0	0	0	0
Black/African American & White:	0	0	0	0	0	0	0	0
American Indian/Alaskan Native & Black/African American:	0	0	0	0	0	0	0	0
Other multi-racial:	0	0	0	0	0	0	0	0
Asian/Pacific Islander:	0	0	0	0	0	0	0	0
Hispanic:	0	0	0	0	0	0	0	0
Total:	0	0	0	0	0	0	0	0



U.S. Department of Housing and Urban Development
Office of Community Planning and Development
Integrated Disbursement and Information System
CDBG Activity Summary Report (GPR) for Program Year 2020
FORT WORTH

Date: 30-Nov-2021
Time: 13:39
Page: 123

Female-headed Households: 0 0 0

Income Category:

	Owner	Renter	Total	Person
Extremely Low	0	0	0	0
Low Mod	0	0	0	0
Moderate	0	0	0	0
Non Low Moderate	0	0	0	0
Total	0	0	0	0

Percent Low/Mod

Annual Accomplishments

No data returned for this view. This might be because the applied filter excludes all data.



U.S. Department of Housing and Urban Development
Office of Community Planning and Development
Integrated Disbursement and Information System
CDBG Activity Summary Report (GPR) for Program Year 2020
FORT WORTH

Date: 30-Nov-2021
Time: 13:39
Page: 124

PGM Year:	2020		
Project:	0002 - 20-21 CFW CDBG Program Delivery		
IDIS Activity:	7528 - 20-21 NSD Rehab/Construction Management Program Delivery{103020-991909}		
Status:	Open	Objective:	Create suitable living environments
Location:	818 Missouri Ave Fort Worth, TX 76104-3618	Outcome:	Sustainability
		Matrix Code:	Rehabilitation Administration (14H)
		National Objective:	LMH

Activity to prevent, prepare for, and respond to Coronavirus: No

Initial Funding Date: 01/09/2021

Description:

The Home Improvement & Construction Division provides construction management for the Department's various rehab programs, single and particularly Priority Repair Program, the CDBG match portion of the Lead-Safe Program, and the Cowtown Brush Up Program.

This division also provides technical assistance to non-profit organizations which provide rehabilitation-related housing services with City grant funds.

The program staff also provides inspection services, work write up, and final inspection of CDBG-funded single and multi-family rehab projects.

For the Priority Repair Program, program delivery costs include salaries and fringe benefits for staff to perform inspections on 100 Cowtown Brush Up units with a minimum of two inspections per unit.

Financing

	Fund Type	Grant Year	Grant	Funded Amount	Drawn In Program Year	Drawn Thru Program Year
CDBG	EN	2020	B20MC480010	\$578,037.22	\$509,907.59	\$509,907.59
	PI			\$28,515.78	\$28,515.78	\$28,515.78
Total	Total			\$606,553.00	\$538,423.37	\$538,423.37

Proposed Accomplishments

Actual Accomplishments

Number assisted:

	Owner		Renter		Total		Person	
	Total	Hispanic	Total	Hispanic	Total	Hispanic	Total	Hispanic
White:	0	0	0	0	0	0		0
Black/African American:	0	0	0	0	0	0	0	0
Asian:	0	0	0	0	0	0	0	0
American Indian/Alaskan Native:	0	0	0	0	0	0	0	0
Native Hawaiian/Other Pacific Islander:	0	0	0	0	0	0	0	0
American Indian/Alaskan Native & White:	0	0	0	0	0	0	0	0
Asian White:	0	0	0	0	0	0	0	0
Black/African American & White:	0	0	0	0	0	0	0	0
American Indian/Alaskan Native & Black/African American:	0	0	0	0	0	0	0	0
Other multi-racial:	0	0	0	0	0	0	0	0



U.S. Department of Housing and Urban Development
Office of Community Planning and Development
Integrated Disbursement and Information System
CDBG Activity Summary Report (GPR) for Program Year 2020
FORT WORTH

Date: 30-Nov-2021
Time: 13:39
Page: 125

Asian/Pacific Islander:	0	0	0	0	0	0	0	0
Hispanic:	0	0	0	0	0	0	0	0
Total:	0	0	0	0	0	0	0	0
Female-headed Households:	0		0		0			

Income Category:

	Owner	Renter	Total	Person
Extremely Low	0	0	0	0
Low Mod	0	0	0	0
Moderate	0	0	0	0
Non Low Moderate	0	0	0	0
Total	0	0	0	0

Percent Low/Mod

Annual Accomplishments

No data returned for this view. This might be because the applied filter excludes all data.



U.S. Department of Housing and Urban Development
Office of Community Planning and Development
Integrated Disbursement and Information System
CDBG Activity Summary Report (GPR) for Program Year 2020
FORT WORTH

Date: 30-Nov-2021
Time: 13:39
Page: 126

PGM Year:	2020				
Project:	0003 - 20-21 Homeowner Housing Rehabilitation				
IDIS Activity:	7529 - 20-21 Cowtown Brush Up - Project {103020-991908}				
Status:	Open	Objective:	Create suitable living environments		
Location:	5321 Kilpatrick Ave Fort Worth, TX 76107-7106	Outcome:	Sustainability		
		Matrix Code:	Rehab; Single-Unit Residential (14A)	National Objective:	LMH

Activity to prevent, prepare for, and respond to Coronavirus: No

Initial Funding Date: 01/09/2021

Description:

Trinity Habitat for Humanity will be the designated subrecipients for both the Cowtown Brush Up (CTBU) and Preserve-A-Home (PAH) programs.
The CTBU program covers the costs of scraping, prepping and minor repairs to fascia for preparation of homes that are owner occupied to be painted by volunteers.

Financing

	Fund Type	Grant Year	Grant	Funded Amount	Drawn In Program Year	Drawn Thru Program Year
CDBG	EN	2020	B20MC480010	\$455,000.00	\$425,903.83	\$425,903.83
Total	Total			\$455,000.00	\$425,903.83	\$425,903.83

Proposed Accomplishments

Housing Units : 100

Actual Accomplishments

Number assisted:

	Owner		Renter		Total		Person	
	Total	Hispanic	Total	Hispanic	Total	Hispanic	Total	Hispanic
White:	17	3	0	0	17	3	0	0
Black/African American:	63	0	0	0	63	0	0	0
Asian:	0	0	0	0	0	0	0	0
American Indian/Alaskan Native:	0	0	0	0	0	0	0	0
Native Hawaiian/Other Pacific Islander:	0	0	0	0	0	0	0	0
American Indian/Alaskan Native & White:	0	0	0	0	0	0	0	0
Asian White:	0	0	0	0	0	0	0	0
Black/African American & White:	0	0	0	0	0	0	0	0
American Indian/Alaskan Native & Black/African American:	0	0	0	0	0	0	0	0
Other multi-racial:	0	0	0	0	0	0	0	0
Asian/Pacific Islander:	0	0	0	0	0	0	0	0
Hispanic:	0	0	0	0	0	0	0	0



U.S. Department of Housing and Urban Development
Office of Community Planning and Development
Integrated Disbursement and Information System
CDBG Activity Summary Report (GPR) for Program Year 2020
FORT WORTH

Date: 30-Nov-2021
Time: 13:39
Page: 127

Total: **80** **3** **0** **0** **80** **3** **0** **0**

Female-headed Households: 28 0 28

Income Category:

	Owner	Renter	Total	Person
Extremely Low	40	0	40	0
Low Mod	35	0	35	0
Moderate	3	0	3	0
Non Low Moderate	2	0	2	0
Total	80	0	80	0
Percent Low/Mod	97.5%		97.5%	

Annual Accomplishments

Years	Accomplishment Narrative	# Benefitting
2020	The CTBU program covers the costs of scraping, prepping and minor repairs to fascia for preparation of homes that are owner occupied to be painted by volunteers. From October 2020 to May 2021 a total of 80 homes have received repairs.	



U.S. Department of Housing and Urban Development
Office of Community Planning and Development
Integrated Disbursement and Information System
CDBG Activity Summary Report (GPR) for Program Year 2020
FORT WORTH

Date: 30-Nov-2021
Time: 13:39
Page: 128

PGM Year: 2020
Project: 0003 - 20-21 Homeowner Housing Rehabilitation
IDIS Activity: 7530 - 20-21 NSD Priority Repair {103020-991910}

Status: Open
Location: 818 Missouri Ave Fort Worth, TX 76104-3618

Objective: Create suitable living environments

Outcome: Sustainability

Matrix Code: Rehab; Single-Unit Residential (14A)

National Objective: LMH

Activity to prevent, prepare for, and respond to Coronavirus: No

Initial Funding Date: 01/09/2021

Description:

Priority Repair Program makes urgently needed minor repairs on behalf of low income homeowners, primarily for mechanical systems and roofs.
Funds include \$150,000 in Program Income.

Financing

	Fund Type	Grant Year	Grant	Funded Amount	Drawn In Program Year	Drawn Thru Program Year
CDBG	EN	Pre-2015		\$4,368.77	\$0.00	\$0.00
		2014	B14MC480010		\$4,368.77	\$4,368.77
		2015	B15MC480010	\$98,306.07	\$98,306.07	\$98,306.07
		2016	B16MC480010	\$7,597.97	\$7,597.97	\$7,597.97
		2017	B17MC480010	\$96,334.59	\$96,334.59	\$96,334.59
		2020	B20MC480010	\$1,088,517.75	\$369,708.54	\$369,708.54
	PI			\$7,113.48	\$7,113.48	\$7,113.48
Total	Total			\$1,302,238.63	\$583,429.42	\$583,429.42

Proposed Accomplishments

Housing Units : 230

Actual Accomplishments

Number assisted:

	Owner		Renter		Total		Person	
	Total	Hispanic	Total	Hispanic	Total	Hispanic	Total	Hispanic
White:	59	34	0	0	59	34	0	0
Black/African American:	74	0	0	0	74	0	0	0
Asian:	0	0	0	0	0	0	0	0
American Indian/Alaskan Native:	0	0	0	0	0	0	0	0
Native Hawaiian/Other Pacific Islander:	0	0	0	0	0	0	0	0
American Indian/Alaskan Native & White:	0	0	0	0	0	0	0	0
Asian White:	0	0	0	0	0	0	0	0



U.S. Department of Housing and Urban Development
Office of Community Planning and Development
Integrated Disbursement and Information System
CDBG Activity Summary Report (GPR) for Program Year 2020
FORT WORTH

Date: 30-Nov-2021
Time: 13:39
Page: 129

Black/African American & White:	0	0	0	0	0	0	0	0
American Indian/Alaskan Native & Black/African American:	0	0	0	0	0	0	0	0
Other multi-racial:	0	0	0	0	0	0	0	0
Asian/Pacific Islander:	0	0	0	0	0	0	0	0
Hispanic:	0	0	0	0	0	0	0	0
Total:	133	34	0	0	133	34	0	0

Female-headed Households:	77	0	77
---------------------------	----	---	----

Income Category:

	Owner	Renter	Total	Person
Extremely Low	71	0	71	0
Low Mod	43	0	43	0
Moderate	19	0	19	0
Non Low Moderate	0	0	0	0
Total	133	0	133	0
Percent Low/Mod	100.0%		100.0%	

Annual Accomplishments

Years	Accomplishment Narrative	# Benefitting
2020	Priority Repair Program provided urgently needed minor repairs on 133 homes for low-income homeowners.	



U.S. Department of Housing and Urban Development
Office of Community Planning and Development
Integrated Disbursement and Information System
CDBG Activity Summary Report (GPR) for Program Year 2020
FORT WORTH

Date: 30-Nov-2021
Time: 13:39
Page: 130

PGM Year: 2020
Project: 0003 - 20-21 Homeowner Housing Rehabilitation
IDIS Activity: 7531 - 20-21 Match for Lead Grant {103020-991943}

Status: Open
Location: 818 Missouri Ave Fort Worth, TX 76104-3618

Objective: Create suitable living environments

Outcome: Sustainability

Matrix Code: Rehab; Single-Unit Residential (14A)

National Objective: LMH

Activity to prevent, prepare for, and respond to Coronavirus: No

Initial Funding Date: 01/09/2021

Description:

Funds will be used as the CDBG match portion for the Lead Hazard Reduction Demonstration Grant Program to pay for control efforts, rehabilitation, and related activities to carry out eligible expenses under the lead hazard reduction activities for housing units.

Financing

No data returned for this view. This might be because the applied filter excludes all data.

Proposed Accomplishments

Housing Units : 230

Actual Accomplishments

Number assisted:

	Owner		Renter		Total		Person	
	Total	Hispanic	Total	Hispanic	Total	Hispanic	Total	Hispanic
White:	0	0	0	0	0	0		0
Black/African American:	0	0	0	0	0	0	0	0
Asian:	0	0	0	0	0	0	0	0
American Indian/Alaskan Native:	0	0	0	0	0	0	0	0
Native Hawaiian/Other Pacific Islander:	0	0	0	0	0	0	0	0
American Indian/Alaskan Native & White:	0	0	0	0	0	0	0	0
Asian White:	0	0	0	0	0	0	0	0
Black/African American & White:	0	0	0	0	0	0	0	0
American Indian/Alaskan Native & Black/African American:	0	0	0	0	0	0	0	0



U.S. Department of Housing and Urban Development
 Office of Community Planning and Development
 Integrated Disbursement and Information System
 CDBG Activity Summary Report (GPR) for Program Year 2020
 FORT WORTH

Date: 30-Nov-2021
 Time: 13:39
 Page: 131

Other multi-racial:	0	0	0	0	0	0	0	0
Asian/Pacific Islander:	0	0	0	0	0	0	0	0
Hispanic:	0	0	0	0	0	0	0	0
Total:	0	0	0	0	0	0	0	0
Female-headed Households:	0		0		0			

Income Category:

	Owner	Renter	Total	Person
Extremely Low	0	0	0	0
Low Mod	0	0	0	0
Moderate	0	0	0	0
Non Low Moderate	0	0	0	0
Total	0	0	0	0
Percent Low/Mod				

Annual Accomplishments

Years	Accomplishment Narrative	# Benefitting
2020		



U.S. Department of Housing and Urban Development
Office of Community Planning and Development
Integrated Disbursement and Information System
CDBG Activity Summary Report (GPR) for Program Year 2020
FORT WORTH

Date: 30-Nov-2021
Time: 13:39
Page: 132

PGM Year:	2020				
Project:	0003 - 20-21 Homeowner Housing Rehabilitation				
IDIS Activity:	7532 - Trinity Habitat for Humanity Preserve a Home Program - Rosemont {103020-991950}				
Status:	Open	Objective:	Create suitable living environments		
Location:	9333 N Normandale St Fort Worth, TX 76116-2858	Outcome:	Sustainability		
		Matrix Code:	Rehab; Single-Unit Residential (14A)	National Objective:	LMH

Activity to prevent, prepare for, and respond to Coronavirus: No

Initial Funding Date: 01/09/2021

Description:

The purpose of the project is to restore homes for low-income persons from the Rosemont neighborhood in Fort Worth. As a partner with the City's Lead-Safe Program, Trinity Habitat for Humanity will perform exterior work that is needed. Proposed improvements include replacing/repairing siding, roof replacement/repair, replacing/reglazing windows and doors and, replacing trim and painting.

Financing

No data returned for this view. This might be because the applied filter excludes all data.

Proposed Accomplishments

Housing Units : 40

Actual Accomplishments

Number assisted:

	Owner		Renter		Total		Person	
	Total	Hispanic	Total	Hispanic	Total	Hispanic	Total	Hispanic
White:	0	0	0	0	0	0		0
Black/African American:	0	0	0	0	0	0	0	0
Asian:	0	0	0	0	0	0	0	0
American Indian/Alaskan Native:	0	0	0	0	0	0	0	0
Native Hawaiian/Other Pacific Islander:	0	0	0	0	0	0	0	0
American Indian/Alaskan Native & White:	0	0	0	0	0	0	0	0
Asian White:	0	0	0	0	0	0	0	0
Black/African American & White:	0	0	0	0	0	0	0	0



U.S. Department of Housing and Urban Development
Office of Community Planning and Development
Integrated Disbursement and Information System
CDBG Activity Summary Report (GPR) for Program Year 2020
FORT WORTH

Date: 30-Nov-2021
Time: 13:39
Page: 133

American Indian/Alaskan Native & Black/African American:	0	0	0	0	0	0	0	0
Other multi-racial:	0	0	0	0	0	0	0	0
Asian/Pacific Islander:	0	0	0	0	0	0	0	0
Hispanic:	0	0	0	0	0	0	0	0
Total:	0	0	0	0	0	0	0	0
Female-headed Households:	0		0		0			

Income Category:

	Owner	Renter	Total	Person
Extremely Low	0	0	0	0
Low Mod	0	0	0	0
Moderate	0	0	0	0
Non Low Moderate	0	0	0	0
Total	0	0	0	0

Percent Low/Mod

Annual Accomplishments

No data returned for this view. This might be because the applied filter excludes all data.



U.S. Department of Housing and Urban Development
Office of Community Planning and Development
Integrated Disbursement and Information System
CDBG Activity Summary Report (GPR) for Program Year 2020
FORT WORTH

Date: 30-Nov-2021
Time: 13:39
Page: 134

PGM Year:	2020		
Project:	0005 - 20-21 Accessibility Improvements		
IDIS Activity:	7533 - 20-21 REACH, Inc. Project Ramp {103020-991911}		
Status:	Completed 11/29/2021 5:56:53 PM	Objective:	Create suitable living environments
Location:	1325 Limerick Dr Fort Worth, TX 76134-2104	Outcome:	Availability/accessibility
		Matrix Code:	Rehab; Single-Unit Residential (14A)
		National Objective:	LMH

Activity to prevent, prepare for, and respond to Coronavirus: No

Initial Funding Date: 01/09/2021

Description:

The program will install ramps, handrails and grab bars at the homes of individuals with mobility impairments in accordance with specifications outlined in the ADA Accessibility Guidelines and City requirements.

Financing

	Fund Type	Grant Year	Grant	Funded Amount	Drawn In Program Year	Drawn Thru Program Year
CDBG	EN	2020	B20MC480010	\$115,000.00	\$115,000.00	\$115,000.00
Total	Total			\$115,000.00	\$115,000.00	\$115,000.00

Proposed Accomplishments

Housing Units : 65

Actual Accomplishments

Number assisted:

	Owner		Renter		Total		Person	
	Total	Hispanic	Total	Hispanic	Total	Hispanic	Total	Hispanic
White:	22	10	0	0	22	10	0	0
Black/African American:	33	0	0	0	33	0	0	0
Asian:	0	0	0	0	0	0	0	0
American Indian/Alaskan Native:	0	0	0	0	0	0	0	0
Native Hawaiian/Other Pacific Islander:	0	0	0	0	0	0	0	0
American Indian/Alaskan Native & White:	0	0	0	0	0	0	0	0
Asian White:	0	0	0	0	0	0	0	0
Black/African American & White:	0	0	0	0	0	0	0	0
American Indian/Alaskan Native & Black/African American:	0	0	0	0	0	0	0	0
Other multi-racial:	0	0	0	0	0	0	0	0
Asian/Pacific Islander:	0	0	0	0	0	0	0	0
Hispanic:	0	0	0	0	0	0	0	0



U.S. Department of Housing and Urban Development
Office of Community Planning and Development
Integrated Disbursement and Information System
CDBG Activity Summary Report (GPR) for Program Year 2020
FORT WORTH

Date: 30-Nov-2021
Time: 13:39
Page: 135

Total:	55	10	0	0	55	10	0	0
---------------	-----------	-----------	----------	----------	-----------	-----------	----------	----------

Female-headed Households:	32		0		32			
---------------------------	----	--	---	--	----	--	--	--

Income Category:

	Owner	Renter	Total	Person
Extremely Low	27	0	27	0
Low Mod	24	0	24	0
Moderate	1	0	1	0
Non Low Moderate	3	0	3	0
Total	55	0	55	0
Percent Low/Mod	94.5%		94.5%	

Annual Accomplishments

Years	Accomplishment Narrative	# Benefitting
2020	<p>REACH, Inc. - Project Ramp provided for the installation of ramps, handrails, and grab bars at eligible homeowner residences. Eligible homeowners must be Income Eligible Clients, occupy the home as their principal residence and have a mobility impairment or have a household member residing with them who has a mobility impairment. Agency is located at 1000 Macon Street, Suite 200, Fort Worth, Texas 76102. Program Services were provided at client homes throughout the City of Fort Worth.</p> <p>From October 1, 2020 to September 30, 2021, the City of Fort Worth reimbursed the agency \$115,000.00 in CDBG funds.</p> <p>CDBG funds were used to pay for materials, building permits and contractor labor for the installation of ramps, handrails and grab bars. The agency served 55 unduplicated clients during the contract year.</p>	



U.S. Department of Housing and Urban Development
Office of Community Planning and Development
Integrated Disbursement and Information System
CDBG Activity Summary Report (GPR) for Program Year 2020
FORT WORTH

Date: 30-Nov-2021
Time: 13:39
Page: 136

PGM Year:	2020				
Project:	0006 - 20-21 Poverty Reduction Programs				
IDIS Activity:	7534 - 20-21 The Ladder Alliance - Employment Training {103020-991922}				
Status:	Completed 11/29/2021 6:25:00 PM	Objective:	Create economic opportunities		
Location:	1100 Hemphill St Ste 302 Fort Worth, TX 76104-4675	Outcome:	Sustainability		
		Matrix Code:	Employment Training (05H)	National Objective:	LMC

Activity to prevent, prepare for, and respond to Coronavirus: No

Initial Funding Date: 01/09/2021

Description:

Professional Office Skills Training (POST) and Basic Computer Skills Training (BCST) classes are conducted at One Safe Place; 1100 Hemphill Street, Suite 302; Fort Worth, TX 76104.

BCST classes are also taught at Opening Doors for Women In Need; 3600 Horne Street; Fort Worth, TX 76107.

The Women's Center of Tarrant County provides one week of the POST program at 1723 Hemphill; Fort Worth, TX 76110.

Job Seekers will be offered once a month at Worth Heights Community Center; 3551 New York Avenue; Fort Worth, TX 76110

Financing

	Fund Type	Grant Year	Grant	Funded Amount	Drawn In Program Year	Drawn Thru Program Year
CDBG	EN	2020	B20MC480010	\$63,747.78	\$63,747.78	\$63,747.78
Total	Total			\$63,747.78	\$63,747.78	\$63,747.78

Proposed Accomplishments

People (General) : 186

Actual Accomplishments

Number assisted:

	Owner		Renter		Total		Person	
	Total	Hispanic	Total	Hispanic	Total	Hispanic	Total	Hispanic
White:	0	0	0	0	0	0	66	53
Black/African American:	0	0	0	0	0	0	43	7
Asian:	0	0	0	0	0	0	1	0
American Indian/Alaskan Native:	0	0	0	0	0	0	1	0
Native Hawaiian/Other Pacific Islander:	0	0	0	0	0	0	1	0
American Indian/Alaskan Native & White:	0	0	0	0	0	0	0	0
Asian White:	0	0	0	0	0	0	0	0
Black/African American & White:	0	0	0	0	0	0	2	0
American Indian/Alaskan Native & Black/African American:	0	0	0	0	0	0	1	0
Other multi-racial:	0	0	0	0	0	0	2	0



U.S. Department of Housing and Urban Development
Office of Community Planning and Development
Integrated Disbursement and Information System
CDBG Activity Summary Report (GPR) for Program Year 2020
FORT WORTH

Date: 30-Nov-2021
Time: 13:39
Page: 137

Asian/Pacific Islander:	0	0	0	0	0	0	0	0
Hispanic:	0	0	0	0	0	0	0	0
Total:	0	0	0	0	0	0	117	60
Female-headed Households:	0		0		0			

Income Category:

	Owner	Renter	Total	Person
Extremely Low	0	0	0	66
Low Mod	0	0	0	26
Moderate	0	0	0	12
Non Low Moderate	0	0	0	13
Total	0	0	0	117
Percent Low/Mod				88.9%

Annual Accomplishments

Years	Accomplishment Narrative	# Benefitting
2020	<p>The Ladder Alliance, Inc. provided computer skills consisting of the Professional Office Skills Training ("POST"), Basic Computer Skills Training ("BCST"), and Job Seekers, which provides income-eligible Fort Worth residents with professional skills.</p> <p>CDBG funds were used to pay for a percentage of salaries for program employees.</p> <p>Services were available at 1100 Hemphill Street, Suite 302, Fort Worth, TX 76104, Monday through Friday, 9:00 a.m. to 2:00 p.m.</p> <p>From October 1, 2020 to September 30, 2021, the City of Fort Worth reimbursed the agency \$63,747.78 in CDBG funds.</p> <p>The CDBG funds were used to pay for salaries for program employees. The Agency served 117 unduplicated clients during the contract year.</p>	



U.S. Department of Housing and Urban Development
Office of Community Planning and Development
Integrated Disbursement and Information System
CDBG Activity Summary Report (GPR) for Program Year 2020
FORT WORTH

Date: 30-Nov-2021
Time: 13:39
Page: 138

PGM Year: 2020
Project: 0006 - 20-21 Poverty Reduction Programs
IDIS Activity: 7535 - 20-21 Goodwill - Employment Training {103020-991940}

Status: Completed 11/29/2021 8:03:17 PM

Location: 4005 Campus Dr Fort Worth, TX 76119-5529

Objective: Create economic opportunities

Outcome: Sustainability

Matrix Code: Employment Training (05H)

National Objective: LMC

Activity to prevent, prepare for, and respond to Coronavirus: No

Initial Funding Date: 01/09/2021

Description:

Through individualized assessment, intensive training, one-on-one case management and personalized job placement the Goodwill WorksCommunity works program assists adults and young adults experiencing homelessness to gain vital job skills, develop career pathways, and attain economic stability. Clients will also be provided with referrals to partners in all areas but especially those in the behavioral health and rapid rehousing, as we are a part of the HMIS front door program in Tarrant County.

Financing

	Fund Type	Grant Year	Grant	Funded Amount	Drawn In Program Year	Drawn Thru Program Year
CDBG	EN	2020	B20MC480010	\$59,666.10	\$59,666.10	\$59,666.10
Total	Total			\$59,666.10	\$59,666.10	\$59,666.10

Proposed Accomplishments

People (General) : 110

Actual Accomplishments

Number assisted:

	Owner		Renter		Total		Person	
	Total	Hispanic	Total	Hispanic	Total	Hispanic	Total	Hispanic
White:	0	0	0	0	0	0	29	0
Black/African American:	0	0	0	0	0	0	34	0
Asian:	0	0	0	0	0	0	0	0
American Indian/Alaskan Native:	0	0	0	0	0	0	1	0
Native Hawaiian/Other Pacific Islander:	0	0	0	0	0	0	0	0
American Indian/Alaskan Native & White:	0	0	0	0	0	0	1	0
Asian White:	0	0	0	0	0	0	0	0
Black/African American & White:	0	0	0	0	0	0	0	0
American Indian/Alaskan Native & Black/African American:	0	0	0	0	0	0	0	0
Other multi-racial:	0	0	0	0	0	0	10	0
Asian/Pacific Islander:	0	0	0	0	0	0	0	0



U.S. Department of Housing and Urban Development
Office of Community Planning and Development
Integrated Disbursement and Information System
CDBG Activity Summary Report (GPR) for Program Year 2020
FORT WORTH

Date: 30-Nov-2021
Time: 13:39
Page: 139

Hispanic:	0	0	0	0	0	0	0	0
Total:	0	0	0	0	0	0	75	0

Female-headed Households:	0		0		0			
---------------------------	---	--	---	--	---	--	--	--

Income Category:

	Owner	Renter	Total	Person
Extremely Low	0	0	0	72
Low Mod	0	0	0	3
Moderate	0	0	0	0
Non Low Moderate	0	0	0	0
Total	0	0	0	75
Percent Low/Mod				100.0%

Annual Accomplishments



U.S. Department of Housing and Urban Development
Office of Community Planning and Development
Integrated Disbursement and Information System
CDBG Activity Summary Report (GPR) for Program Year 2020
FORT WORTH

Date: 30-Nov-2021
Time: 13:39
Page: 140

Years	Accomplishment Narrative	# Benefitting
-------	--------------------------	---------------



U.S. Department of Housing and Urban Development
Office of Community Planning and Development
Integrated Disbursement and Information System
CDBG Activity Summary Report (GPR) for Program Year 2020
FORT WORTH

Date: 30-Nov-2021
Time: 13:39
Page: 141

2020

Goodwill provided holistic and intensive employment services to Fort Worth community members experiencing homelessness or who are at imminent risk of becoming homeless and are experiencing unemployment. Services were based on client need and included, but were not be limited to, complete case management from intake through sustained employment, occupational and employment readiness training, person-centered job placement, computer skills training, life-skills and financial literacy training, and referrals to partnering agencies for supplemental support services. Services at the Community Center include job-readiness workshops, soft-skills/life skills workshops, resume writing tutorial, etc. The target population for the program was unemployed adults and young adults experiencing homelessness or at imminent risk of becoming homeless.

Goodwill of Fort Worth provided all services to CDBG clients in a virtual format through the COVID-19 Pandemic.

Program aimed to have each client enter employment receiving a wage at or above 125% of the federal poverty income guidelines and to ensure clients remain employed for a minimum of 90 days receiving at least the same level of wage.

CDBG Funds were used to pay for two full-time employee's salaries dedicating 100% of their time to the Program. In addition, funds will cover 24.6% of Program Manager's salary. The percentage of any Program employee's salary will not exceed the percentage of Fort Worth clients participating in the Program.

Services were available at the following locations on the proposed days and times:Locations:

Goodwill Job Resource Center
4005 Campus Dr. Fort Worth, TX 76119 Monday & Friday, 8:00 a.m. & 4:30 p.m.

Salvation Army & Fort Worth
1855 E. Lancaster Fort Worth, TX 76103
Every other Wednesday & Thursday, 11:30am & 1:00pm and by appointment

Polytechnic Community Center
3100 Avenue I, Fort Worth, TX 76105
Every other Wednesday at 9:00am, and by appointment M-F 9:00am - 4:30pm

Wesley Center
3600 N. Crump St., Fort Worth, TX 76104
Every other Tuesday at 9:00am, and by appointment M-F 9:00am - 4:30pm

Bethlehem Center
951 Evans Ave., Fort Worth, TX 76104
Every other Monday at 9:00am, and by appointment M-F 9:00am-4:30pm

Riverside Community Center
3700 E Belknap, Fort Worth, TX 76111
By appointment only during regular business hours of M-F 9:00am-4:30pm
Fortress Youth Development Center
712 Stella St., Fort Worth, TX 76104
By appointment only during regular business hours of M-F 9:00am-4:30pm

True Worth Place



U.S. Department of Housing and Urban Development
Office of Community Planning and Development
Integrated Disbursement and Information System
CDBG Activity Summary Report (GPR) for Program Year 2020
FORT WORTH

Date: 30-Nov-2021
Time: 13:39
Page: 142

PGM Year: 2020
Project: 0006 - 20-21 Poverty Reduction Programs
IDIS Activity: 7536 - 20-21 Guardianship Services {103020-9919D1}

Status: Completed 11/29/2021 8:05:56 PM
Location: 1125 College Ave Fort Worth, TX 76104-4514

Objective: Create economic opportunities
Outcome: Sustainability
Matrix Code: Senior Services (05A)

National Objective: LMC

Activity to prevent, prepare for, and respond to Coronavirus: No

Initial Funding Date: 01/09/2021

Description:

Guardianship Services' Prevention of Elder Financial Exploitation Program will be a series of instructional workshops conducted in multiple community centers throughout the City of Fort Worth, based upon Money Smart for Older Adults.

This program is designed to provide information and tips to help prevent common frauds, scams and other types of elder financial exploitation.

Activity will assist those who have experienced financial exploitation by connecting them to partner resources and referring them directly to the Tarrant County Criminal District Attorney for investigation.

Financing

	Fund Type	Grant Year	Grant	Funded Amount	Drawn In Program Year	Drawn Thru Program Year
CDBG	EN	2020	B20MC480010	\$64,740.72	\$64,740.72	\$64,740.72
Total	Total			\$64,740.72	\$64,740.72	\$64,740.72

Proposed Accomplishments

People (General) : 210

Actual Accomplishments

Number assisted:

	Owner		Renter		Total		Person	
	Total	Hispanic	Total	Hispanic	Total	Hispanic	Total	Hispanic
White:	0	0	0	0	0	0	76	46
Black/African American:	0	0	0	0	0	0	78	0
Asian:	0	0	0	0	0	0	3	0
American Indian/Alaskan Native:	0	0	0	0	0	0	1	0
Native Hawaiian/Other Pacific Islander:	0	0	0	0	0	0	0	0
American Indian/Alaskan Native & White:	0	0	0	0	0	0	0	0
Asian White:	0	0	0	0	0	0	0	0
Black/African American & White:	0	0	0	0	0	0	0	0
American Indian/Alaskan Native & Black/African American:	0	0	0	0	0	0	0	0
Other multi-racial:	0	0	0	0	0	0	0	0



U.S. Department of Housing and Urban Development
Office of Community Planning and Development
Integrated Disbursement and Information System
CDBG Activity Summary Report (GPR) for Program Year 2020
FORT WORTH

Date: 30-Nov-2021
Time: 13:39
Page: 143

Asian/Pacific Islander:	0	0	0	0	0	0	0	0
Hispanic:	0	0	0	0	0	0	0	0
Total:	0	0	0	0	0	0	158	46

Female-headed Households: 0 0 0

Income Category:

	Owner	Renter	Total	Person
Extremely Low	0	0	0	0
Low Mod	0	0	0	158
Moderate	0	0	0	0
Non Low Moderate	0	0	0	0
Total	0	0	0	158
Percent Low/Mod				100.0%

Annual Accomplishments

Years	Accomplishment Narrative	# Benefitting
2020	<p>The Program will provided residents of Fort Worth who are 62 years of age and older financial literacy education for the Prevention of Elder Financial Exploitation. Due to COVID-19, Guardianship Services, Inc. (GSI) provided one-on-one education to help eligible participants avoid frauds and scams targeting older residents in Fort Worth. GSI used telephone sessions and virtual means of communications to instruct seniors on the prevalence and types of financial exploitation, as well as how to avoid and report financial exploitation. Individuals requiring extensive assistance were referred to partnering agencies or GSI's money management program for case management. All training materials and workbooks for each participant were provided via email or USPS. Participants were given a pretest at entry and post-test at program exit.</p> <p>CDBG funds were used to pay for a percentage of salaries for program employees.</p> <p>Agency's office is located at 1125 College Avenue, Fort Worth, TX 76104 with operating hours of 8:00 a.m. to 5:00 p.m., Monday through Friday.</p> <p>Program services were available via telephone or email: Monday through Friday from 8:00 a.m. to 5:00 p.m.</p> <p>From October 1, 2020 to September 30, 2021, the City of Fort Worth reimbursed the agency \$64,740.72 in CDBG funds. The program served a total of 158 clients.</p>	



U.S. Department of Housing and Urban Development
Office of Community Planning and Development
Integrated Disbursement and Information System
CDBG Activity Summary Report (GPR) for Program Year 2020
FORT WORTH

Date: 30-Nov-2021
Time: 13:39
Page: 144

PGM Year:	2020				
Project:	0007 - 20-21 Affordable Housing				
IDIS Activity:	7537 - 20-21 Stop Six CNI - Cowan Place Senior Housing Development {103020; 103021-991983}				
Status:	Open	Objective:	Provide decent affordable housing		
Location:	5400 E Roselane St 5420 Rosedale St Fort Worth, TX 76112-6882	Outcome:	Affordability		
		Matrix Code:	Construction of Housing (12)	National Objective:	LMH

Activity to prevent, prepare for, and respond to Coronavirus: No

Initial Funding Date: 01/02/2021

Description:

Pre-development costs for 123-unit senior housing project, Cowan Place Senior Housing Development

Financing

No data returned for this view. This might be because the applied filter excludes all data.

Proposed Accomplishments

Housing Units : 123

Actual Accomplishments

Number assisted:

	Owner		Renter		Total		Person	
	Total	Hispanic	Total	Hispanic	Total	Hispanic	Total	Hispanic
White:	0	0	0	0	0	0		0
Black/African American:	0	0	0	0	0	0	0	0
Asian:	0	0	0	0	0	0	0	0
American Indian/Alaskan Native:	0	0	0	0	0	0	0	0
Native Hawaiian/Other Pacific Islander:	0	0	0	0	0	0	0	0
American Indian/Alaskan Native & White:	0	0	0	0	0	0	0	0
Asian White:	0	0	0	0	0	0	0	0
Black/African American & White:	0	0	0	0	0	0	0	0
American Indian/Alaskan Native & Black/African American:	0	0	0	0	0	0	0	0
Other multi-racial:	0	0	0	0	0	0	0	0



U.S. Department of Housing and Urban Development
Office of Community Planning and Development
Integrated Disbursement and Information System
CDBG Activity Summary Report (GPR) for Program Year 2020
FORT WORTH

Date: 30-Nov-2021
Time: 13:39
Page: 145

Asian/Pacific Islander:	0	0	0	0	0	0	0	0
Hispanic:	0	0	0	0	0	0	0	0
Total:	0	0	0	0	0	0	0	0
Female-headed Households:	0		0		0			

Income Category:

	Owner	Renter	Total	Person
Extremely Low	0	0	0	0
Low Mod	0	0	0	0
Moderate	0	0	0	0
Non Low Moderate	0	0	0	0
Total	0	0	0	0

Percent Low/Mod

Annual Accomplishments

No data returned for this view. This might be because the applied filter excludes all data.



U.S. Department of Housing and Urban Development
Office of Community Planning and Development
Integrated Disbursement and Information System
CDBG Activity Summary Report (GPR) for Program Year 2020
FORT WORTH

Date: 30-Nov-2021
Time: 13:39
Page: 146

PGM Year:	2020				
Project:	0007 - 20-21 Affordable Housing				
IDIS Activity:	7538 - 20-21 Housing Channel- Counseling & Foreclosure {103020-991938}				
Status:	Completed 11/29/2021 7:59:52 PM	Objective:	Provide decent affordable housing		
Location:	4200 South Fwy Ste 307 Fort Worth, TX 76115-1404	Outcome:	Affordability		
		Matrix Code:	Housing Counseling only, under 24 CFR 5.100 (05U)	National Objective:	LMC

Activity to prevent, prepare for, and respond to Coronavirus: No

Initial Funding Date: 01/09/2021

Description:

Housing counseling and education services to Fort Worth residents in English and Spanish to include the following activities: homebuyer outreach/orientation sessions, individual pre-purchase and foreclosure prevention counseling, credit counseling, budget management and financial literacy, homebuyer training and post-purchase workshops.

Financing

	Fund Type	Grant Year	Grant	Funded Amount	Drawn In Program Year	Drawn Thru Program Year
CDBG	EN	2020	B20MC480010	\$123,585.72	\$123,585.72	\$123,585.72
Total	Total			\$123,585.72	\$123,585.72	\$123,585.72

Proposed Accomplishments

People (General) : 385

Actual Accomplishments

Number assisted:

	Owner		Renter		Total		Person	
	Total	Hispanic	Total	Hispanic	Total	Hispanic	Total	Hispanic
White:	0	0	0	0	0	0	29	18
Black/African American:	0	0	0	0	0	0	118	0
Asian:	0	0	0	0	0	0	0	0
American Indian/Alaskan Native:	0	0	0	0	0	0	0	0
Native Hawaiian/Other Pacific Islander:	0	0	0	0	0	0	0	0
American Indian/Alaskan Native & White:	0	0	0	0	0	0	0	0
Asian White:	0	0	0	0	0	0	0	0
Black/African American & White:	0	0	0	0	0	0	11	0
American Indian/Alaskan Native & Black/African American:	0	0	0	0	0	0	0	0
Other multi-racial:	0	0	0	0	0	0	7	0
Asian/Pacific Islander:	0	0	0	0	0	0	0	0
Hispanic:	0	0	0	0	0	0	0	0



U.S. Department of Housing and Urban Development
Office of Community Planning and Development
Integrated Disbursement and Information System
CDBG Activity Summary Report (GPR) for Program Year 2020
FORT WORTH

Date: 30-Nov-2021
Time: 13:39
Page: 147

Total:	0	0	0	0	0	0	165	18
---------------	----------	----------	----------	----------	----------	----------	------------	-----------

Female-headed Households:	0	0	0	0	0	0	0	0
---------------------------	---	---	---	---	---	---	---	---

Income Category:

	Owner	Renter	Total	Person
Extremely Low	0	0	0	20
Low Mod	0	0	0	46
Moderate	0	0	0	71
Non Low Moderate	0	0	0	28
Total	0	0	0	165
Percent Low/Mod				83.0%

Annual Accomplishments

Years	Accomplishment Narrative	# Benefitting
2020	<p>Housing Channel- Homebuyer Counseling Services provided homeownership training in accordance with HUD requirements, including in-depth one-on-one pre-purchase housing counseling and group education workshops consisting of money management including basic debt management, household budgeting, consumer education, landscaping, routine maintenance, and a review of the (HAP) program requirements as well as foreclosure prevention services to income-eligible home buyers and home owners. Agency office location 4200 South Freeway, Suite 307, Fort Worth, TX 76115. Program Services were provided at office location and by virtual services. Monday through Friday, 8:00 a.m. to 5:00 p.m.</p> <p>Classes are scheduled primarily during the weekdays and on Saturdays.</p> <p>From October 1, 2020 to September 30, 2021, the City of Fort Worth reimbursed the agency \$123,585.72 in CDBG funds.</p> <p>CDBG Funds were used to pay for salaries, health and dental for Program employees, office equipment, agency insurance and telephone services The agency served 165 unduplicated clients during the contract year.</p>	



U.S. Department of Housing and Urban Development
Office of Community Planning and Development
Integrated Disbursement and Information System
CDBG Activity Summary Report (GPR) for Program Year 2020
FORT WORTH

Date: 30-Nov-2021
Time: 13:39
Page: 148

PGM Year:	2020				
Project:	0008 - 20-21 Reading & Educational Support Services				
IDIS Activity:	7539 - 20-21 AB Christian Learning Center {103020-991925}				
Status:	Completed 11/29/2021 6:58:12 PM	Objective:	Create suitable living environments		
Location:	5565 Truman Dr Fort Worth, TX 76112-7652	Outcome:	Sustainability		
		Matrix Code:	Child Care Services (05L)	National Objective:	LMC

Activity to prevent, prepare for, and respond to Coronavirus: No

Initial Funding Date: 01/09/2021

Description:

The Program provides after school academic tutoring with a STEM (Science, Technology, Engineering, and Mathematics) component to youth K-5 to children ages 0 to 12 years of Income Eligible Clients.

Financing

	Fund Type	Grant Year	Grant	Funded Amount	Drawn In Program Year	Drawn Thru Program Year
CDBG	EN	2020	B20MC480010	\$83,875.00	\$83,875.00	\$83,875.00
Total	Total			\$83,875.00	\$83,875.00	\$83,875.00

Proposed Accomplishments

People (General) : 41

Actual Accomplishments

Number assisted:

	Owner		Renter		Total		Person	
	Total	Hispanic	Total	Hispanic	Total	Hispanic	Total	Hispanic
White:	0	0	0	0	0	0	2	2
Black/African American:	0	0	0	0	0	0	43	0
Asian:	0	0	0	0	0	0	0	0
American Indian/Alaskan Native:	0	0	0	0	0	0	0	0
Native Hawaiian/Other Pacific Islander:	0	0	0	0	0	0	0	0
American Indian/Alaskan Native & White:	0	0	0	0	0	0	0	0
Asian White:	0	0	0	0	0	0	0	0
Black/African American & White:	0	0	0	0	0	0	5	0
American Indian/Alaskan Native & Black/African American:	0	0	0	0	0	0	0	0
Other multi-racial:	0	0	0	0	0	0	0	0
Asian/Pacific Islander:	0	0	0	0	0	0	0	0
Hispanic:	0	0	0	0	0	0	0	0



U.S. Department of Housing and Urban Development
Office of Community Planning and Development
Integrated Disbursement and Information System
CDBG Activity Summary Report (GPR) for Program Year 2020
FORT WORTH

Date: 30-Nov-2021
Time: 13:39
Page: 149

Total:	0	0	0	0	0	0	50	2
---------------	----------	----------	----------	----------	----------	----------	-----------	----------

Female-headed Households:	0	0	0	0	0	0	0	0
---------------------------	---	---	---	---	---	---	---	---

Income Category:

	Owner	Renter	Total	Person
Extremely Low	0	0	0	26
Low Mod	0	0	0	17
Moderate	0	0	0	5
Non Low Moderate	0	0	0	2
Total	0	0	0	50
Percent Low/Mod				96.0%

Annual Accomplishments

Years	Accomplishment Narrative	# Benefitting
2020	<p>AB Christian Learning Center provided clients with after-school academic tutoring with a STEM (Science, Technology, Engineering and Mathematics) component to children ages 0 to 12 years of age. Each child received a nutritional snack, tutoring and homework assistance. Reading assessments was conducted on each student at the beginning and at the end of the Program to determine student progress. Agency is at 5005 Brentwood Stair Road, Suite 200, Fort Worth, TX 76112. Program services were provided at Martin Luther King Jr. Community Center:</p> <p>* Monday through Friday: 5565 Truman Drive, Fort Worth, TX 76112 Kindergarten service will be provided 8:00 A.M. to 3:30 P.M., and Kindergarten through 5th grade students, 3:30 to 6:00 pm</p> <p>From October 1, 2020 to September 30, 2021, the City of Fort Worth reimbursed the agency \$85,000.00 in CDBG funds. The period of operation was affected by school closures during the COVID pandemic.</p> <p>CDBG Funds were used to pay for salaries, FICA for Program employees, and participants' membership fees charged by the service locations; a community center (MLK) and a local church (East Pointe Church of Christ). The agency served 50 unduplicated clients during the contract year.</p>	



U.S. Department of Housing and Urban Development
Office of Community Planning and Development
Integrated Disbursement and Information System
CDBG Activity Summary Report (GPR) for Program Year 2020
FORT WORTH

Date: 30-Nov-2021
Time: 13:39
Page: 150

PGM Year:	2020		
Project:	0008 - 20-21 Reading & Educational Support Services		
IDIS Activity:	7540 - 20-21 AB Christian Learning Center Freedom School Summer Reading Program {103020-991925}		
Status:	Completed 11/29/2021 6:58:47 PM	Objective:	Create suitable living environments
Location:	5565 Truman Dr Fort Worth, TX 76112-7652	Outcome:	Availability/accessibility
		Matrix Code:	Child Care Services (05L)
		National Objective:	LMC

Activity to prevent, prepare for, and respond to Coronavirus: No

Initial Funding Date: 01/09/2021

Description:

The Children's Defense Fund (CDF) Freedom Schools program provides summer school enrichment through a research based and multicultural curriculum that supports children and families through five essential components: 1) high-quality reading, literacy and character building enrichment; 2) parent and family involvement; 3) civic engagement and social action; 4) inter-generational servant leadership development; and 5) nutrition and health.

The CDF program boosts student motivation to read, generates positive attitudes towards learning, and connects the needs of children and families to existing resources in their communities. Increase in the level of existing services by providing summer reading program to vulnerable youth from 170 students in summer 2019 to 280 students for summer 2020.

Financing

	Fund Type	Grant Year	Grant	Funded Amount	Drawn In Program Year	Drawn Thru Program Year
CDBG	EN	2020	B20MC480010	\$38,831.00	\$38,831.00	\$38,831.00
Total	Total			\$38,831.00	\$38,831.00	\$38,831.00

Proposed Accomplishments

People (General) : 144

Actual Accomplishments

Number assisted:

	Owner		Renter		Total		Person	
	Total	Hispanic	Total	Hispanic	Total	Hispanic	Total	Hispanic
White:	0	0	0	0	0	0	15	15
Black/African American:	0	0	0	0	0	0	79	0
Asian:	0	0	0	0	0	0	0	0
American Indian/Alaskan Native:	0	0	0	0	0	0	0	0
Native Hawaiian/Other Pacific Islander:	0	0	0	0	0	0	0	0
American Indian/Alaskan Native & White:	0	0	0	0	0	0	0	0
Asian White:	0	0	0	0	0	0	0	0
Black/African American & White:	0	0	0	0	0	0	12	0
American Indian/Alaskan Native & Black/African American:	0	0	0	0	0	0	0	0
Other multi-racial:	0	0	0	0	0	0	0	0



U.S. Department of Housing and Urban Development
Office of Community Planning and Development
Integrated Disbursement and Information System
CDBG Activity Summary Report (GPR) for Program Year 2020
FORT WORTH

Date: 30-Nov-2021
Time: 13:39
Page: 151

Asian/Pacific Islander:	0	0	0	0	0	0	0	0
Hispanic:	0	0	0	0	0	0	0	0
Total:	0	0	0	0	0	0	106	15
Female-headed Households:	0		0		0			

Income Category:

	Owner	Renter	Total	Person
Extremely Low	0	0	0	62
Low Mod	0	0	0	27
Moderate	0	0	0	11
Non Low Moderate	0	0	0	6
Total	0	0	0	106
Percent Low/Mod				94.3%

Annual Accomplishments

Years	Accomplishment Narrative	# Benefitting
2020	<p>The program followed the Children's Defense Fund (CDF) Freedom Schools' research-based and multicultural curriculum in delivering Summer school classes to children and youth, ages 5 to 12, that supports children and families through five essential components: 1) high quality model reading, literacy and character building enrichment; 2) parent and family involvement; 3) civic engagement and social action; 4) inter-generational servant leadership development; and 5) nutrition and health. The program used referrals from area and neighborhood elementary schools of children in need of these services.</p> <p>The agency is at 5005 Brentwood Stair Road, Suite 200, Fort Worth, TX 76112. Program services, from June 14 through July 23, 2021 (6 weeks) were held at the following locations on the following days and times:</p> <ul style="list-style-type: none"> * Martin Luther King Jr. Community Center, 5565 Truman Drive, Fort Worth, 76112 * East Pointe Church of Christ, 3029 Handley Drive, Fort Worth, 76112 * Ebenezer Missionary Church, 4901 Dunbar St., Fort Worth, 76105 <p>Monday through Friday, 8:00 a.m. to 3:00 p.m.</p> <p>From October 1, 2020 to September 30, 2021, the City of Fort Worth reimbursed the agency \$37,706.00 in CDBG funds. The period of operation was affected by limited schedules during the COVID pandemic.</p> <p>CDBG Funds were used to pay for salaries, FICA for Program employees, and participants' membership fees charged by the service locations; a community center (MLK) and a four local churches. The agency served 106 unduplicated clients during the contract year.</p>	



U.S. Department of Housing and Urban Development
Office of Community Planning and Development
Integrated Disbursement and Information System
CDBG Activity Summary Report (GPR) for Program Year 2020
FORT WORTH

Date: 30-Nov-2021
Time: 13:39
Page: 152

PGM Year: 2020
Project: 0008 - 20-21 Reading & Educational Support Services
IDIS Activity: 7541 - 20-21 United Community Centers Center {103020-991930}

Status: Open
Location: 3600 N Crump St 951 Evans Ave 3100 Avenue I Fort Worth,
TX 76106-4422
Objective: Create suitable living environments
Outcome: Availability/accessibility
Matrix Code: Child Care Services (05L)

National Objective: LMC

Activity to prevent, prepare for, and respond to Coronavirus: No

Initial Funding Date: 01/09/2021

Description:

The Program provides a reading program and after school and full-day Summer Program to children ages 0 to 12 years of Income Eligible Clients.
Program services will assist children and youth to read, write and comprehend.
A snack and hot meal will be provided each day to each participant of the Program.

Financing

	Fund Type	Grant Year	Grant	Funded Amount	Drawn In Program Year	Drawn Thru Program Year
CDBG	EN	2020	B20MC480010	\$100,000.00	\$100,000.00	\$100,000.00
Total	Total			\$100,000.00	\$100,000.00	\$100,000.00

Proposed Accomplishments

People (General) : 281

Actual Accomplishments

Number assisted:

	Owner		Renter		Total		Person	
	Total	Hispanic	Total	Hispanic	Total	Hispanic	Total	Hispanic
White:	0	0	0	0	0	0	173	163
Black/African American:	0	0	0	0	0	0	30	2
Asian:	0	0	0	0	0	0	0	0
American Indian/Alaskan Native:	0	0	0	0	0	0	0	0
Native Hawaiian/Other Pacific Islander:	0	0	0	0	0	0	0	0
American Indian/Alaskan Native & White:	0	0	0	0	0	0	1	0
Asian White:	0	0	0	0	0	0	0	0
Black/African American & White:	0	0	0	0	0	0	1	0
American Indian/Alaskan Native & Black/African American:	0	0	0	0	0	0	1	0
Other multi-racial:	0	0	0	0	0	0	2	0
Asian/Pacific Islander:	0	0	0	0	0	0	0	0
Hispanic:	0	0	0	0	0	0	0	0



U.S. Department of Housing and Urban Development
Office of Community Planning and Development
Integrated Disbursement and Information System
CDBG Activity Summary Report (GPR) for Program Year 2020
FORT WORTH

Date: 30-Nov-2021
Time: 13:39
Page: 153

Total:	0	0	0	0	0	0	208	165
---------------	----------	----------	----------	----------	----------	----------	------------	------------

Female-headed Households:	0		0		0			
---------------------------	---	--	---	--	---	--	--	--

Income Category:

	Owner	Renter	Total	Person
Extremely Low	0	0	0	116
Low Mod	0	0	0	76
Moderate	0	0	0	6
Non Low Moderate	0	0	0	10
Total	0	0	0	208
Percent Low/Mod				95.2%

Annual Accomplishments

Years	Accomplishment Narrative	# Benefitting
2020	<p>United Community Centers assisted children pre-k to 13 years of age with reading, writing, comprehension and is designed to increase literacy skills. United Community Centers also provides a licensed child care after-school program during the regular school year and full-day during the summer.</p> <p>Services were available at 3900 Meadowbrook Drive, Ste. 122, Fort Worth, TX 76103, Monday through Friday 2:00 pm to 6pm, for summer and on school waiver days/holidays.</p> <p>From October 1, 2020 to September 30, 2021, the City of Fort Worth reimbursed the agency \$100,000.00 in CDBG funds.</p> <p>The CDBG funds were used to pay for salaries for program employees. The Agency served 197 unduplicated clients during the contract year.</p>	



U.S. Department of Housing and Urban Development
Office of Community Planning and Development
Integrated Disbursement and Information System
CDBG Activity Summary Report (GPR) for Program Year 2020
FORT WORTH

Date: 30-Nov-2021
Time: 13:39
Page: 154

PGM Year:	2020				
Project:	0008 - 20-21 Reading & Educational Support Services				
IDIS Activity:	7542 - 20-21 Camp Fire First Texas - Afterschool Programs {103020-991935}				
Status:	Open	Objective:	Create suitable living environments		
Location:	3000 Cherry Ln Benbrook, TX 76116-3900	Outcome:	Availability/accessibility		
		Matrix Code:	Child Care Services (05L)	National Objective:	LMC

Activity to prevent, prepare for, and respond to Coronavirus: No

Initial Funding Date: 01/09/2021

Description:

A safe, healthy, fun and academically rich after school program for children and youth.
The research based curriculum focuses on social emotional learning and includes STEAM activities, homework help, outdoor education, reading and literacy development.

Financing

	Fund Type	Grant Year	Grant	Funded Amount	Drawn In Program Year	Drawn Thru Program Year
CDBG	EN	2020	B20MC480010	\$50,000.00	\$31,360.84	\$31,360.84
Total	Total			\$50,000.00	\$31,360.84	\$31,360.84

Proposed Accomplishments

People (General) : 256

Actual Accomplishments

Number assisted:

	Owner		Renter		Total		Person	
	Total	Hispanic	Total	Hispanic	Total	Hispanic	Total	Hispanic
White:	0	0	0	0	0	0	91	46
Black/African American:	0	0	0	0	0	0	43	0
Asian:	0	0	0	0	0	0	0	0
American Indian/Alaskan Native:	0	0	0	0	0	0	0	0
Native Hawaiian/Other Pacific Islander:	0	0	0	0	0	0	0	0
American Indian/Alaskan Native & White:	0	0	0	0	0	0	0	0
Asian White:	0	0	0	0	0	0	0	0
Black/African American & White:	0	0	0	0	0	0	5	0
American Indian/Alaskan Native & Black/African American:	0	0	0	0	0	0	0	0
Other multi-racial:	0	0	0	0	0	0	2	0
Asian/Pacific Islander:	0	0	0	0	0	0	0	0
Hispanic:	0	0	0	0	0	0	0	0



U.S. Department of Housing and Urban Development
Office of Community Planning and Development
Integrated Disbursement and Information System
CDBG Activity Summary Report (GPR) for Program Year 2020
FORT WORTH

Date: 30-Nov-2021
Time: 13:39
Page: 155

Total: 0 0 0 0 0 0 141 46

Female-headed Households: 0 0 0 0

Income Category:

	Owner	Renter	Total	Person
Extremely Low	0	0	0	27
Low Mod	0	0	0	47
Moderate	0	0	0	29
Non Low Moderate	0	0	0	38
Total	0	0	0	141
Percent Low/Mod				73.0%

Annual Accomplishments

Years	Accomplishment Narrative	# Benefitting
2020	<p>Camp Fire First Texas' Afterschool Program provided a safe, healthy, fun and academically rich after school and summer day camp program for children and youth. They shared materials with students that needed them for projects. They also assisted children in the community with lending library books while social distancing. Once social distancing guidelines were lifted the program resumed face to face interactions with clients, but classes were held at a cap.</p> <p>Services were available at 2700 Meacham Blvd., Fort Worth, TX 76137, Monday through Friday 2:00 pm to 6pm, for summer and on school waiver days/holidays.</p> <p>From October 1, 2020 to June 18, 2021 and August 15, 2021-September 30, 2021, and summer program will run from June 21, 2021-August 14, 2021. The City of Fort Worth reimbursed the agency \$40,745.46 in CDBG funds.</p> <p>The CDBG funds were used to pay for salaries for program employees. The Agency served 141 unduplicated clients during the contract year.</p>	



U.S. Department of Housing and Urban Development
Office of Community Planning and Development
Integrated Disbursement and Information System
CDBG Activity Summary Report (GPR) for Program Year 2020
FORT WORTH

Date: 30-Nov-2021
Time: 13:39
Page: 156

PGM Year: 2020

Project: 0009 - 20-21 Youth Services

IDIS Activity: 7543 - 20-21 Girls Inc of Tarrant County {103020-991936}

Status: Open

Location: 1701 NE 36th St Fort Worth, TX 76106-4605

Objective: Create suitable living environments

Outcome: Availability/accessibility

Matrix Code: Youth Services (05D)

National Objective: LMC

Activity to prevent, prepare for, and respond to Coronavirus: No

Initial Funding Date: 01/09/2021

Description:

Research-based education, prevention, and leadership programs for girls in the 7610676164 zip code area.

Girls Inc.

curricula addresses the issues girls face including lack of self-esteem & self-confidence, lack of support at home, lack of interest in school, poor academic performance, poor study habits & time management, substance abuse, anger, aggressive behavior, early sexual behavior, teen pregnancy, and other barriers to academic and personal success.

Financing

	Fund Type	Grant Year	Grant	Funded Amount	Drawn In Program Year	Drawn Thru Program Year
CDBG	EN	2020	B20MC480010	\$75,000.00	\$75,000.00	\$75,000.00
Total	Total			\$75,000.00	\$75,000.00	\$75,000.00

Proposed Accomplishments

People (General) : 240

Actual Accomplishments

Number assisted:

	Owner		Renter		Total		Person	
	Total	Hispanic	Total	Hispanic	Total	Hispanic	Total	Hispanic
White:	0	0	0	0	0	0	93	92
Black/African American:	0	0	0	0	0	0	2	0
Asian:	0	0	0	0	0	0	0	0
American Indian/Alaskan Native:	0	0	0	0	0	0	1	0
Native Hawaiian/Other Pacific Islander:	0	0	0	0	0	0	0	0
American Indian/Alaskan Native & White:	0	0	0	0	0	0	0	0
Asian White:	0	0	0	0	0	0	0	0
Black/African American & White:	0	0	0	0	0	0	0	0
American Indian/Alaskan Native & Black/African American:	0	0	0	0	0	0	0	0
Other multi-racial:	0	0	0	0	0	0	0	0
Asian/Pacific Islander:	0	0	0	0	0	0	0	0



U.S. Department of Housing and Urban Development
Office of Community Planning and Development
Integrated Disbursement and Information System
CDBG Activity Summary Report (GPR) for Program Year 2020
FORT WORTH

Date: 30-Nov-2021
Time: 13:39
Page: 157

Hispanic:	0	0	0	0	0	0	0	0
Total:	0	0	0	0	0	0	96	92
Female-headed Households:	0		0		0			
<i>Income Category:</i>								
	Owner	Renter	Total	Person				
Extremely Low	0	0	0	68				
Low Mod	0	0	0	17				
Moderate	0	0	0	7				
Non Low Moderate	0	0	0	4				
Total	0	0	0	96				
Percent Low/Mod	95.8%							

Annual Accomplishments

Years	Accomplishment Narrative	# Benefitting
2020	<p>Girls Incorporated of Tarrant County provided in-school, after-school, and summer education and activities to improve life skills, promote academic success, and prevent juvenile crime and delinquency for girls, ages 13-19 years of age.</p> <p>CDBG funds were used to pay for a percentage of salaries for program employees.</p> <p>Services were available at 1226 E. Weatehrford Street, Fort Worth, TX 76102.</p> <p>From October 1, 2020 to September 30, 2021, the City of Fort Worth reimbursed the agency \$75,000.00 in CDBG funds.</p> <p>The CDBG funds were used to pay for salaries for program employees. The Agency served 96 unduplicated clients during the contract year.</p>	



U.S. Department of Housing and Urban Development
Office of Community Planning and Development
Integrated Disbursement and Information System
CDBG Activity Summary Report (GPR) for Program Year 2020
FORT WORTH

Date: 30-Nov-2021
Time: 13:39
Page: 158

PGM Year:	2020				
Project:	0010 - 20-21 Aging In Place				
IDIS Activity:	7544 - 20-21 Sixty & Better {103020-991931}				
Status:	Canceled 10/6/2021 8:51:07 PM	Objective:	Create suitable living environments		
Location:	1400 Circle Dr Ste 300 Suite 300 Fort Worth, TX 76119-8142	Outcome:	Availability/accessibility		
		Matrix Code:	Senior Services (05A)	National Objective:	LMC

Activity to prevent, prepare for, and respond to Coronavirus: No

Initial Funding Date: 01/09/2021

Description:

Sixty and Better: The service is door-to-door transit for older adults to connect them to the senior center and to the community.
The transit program will provide 20,000 one-way van trips for seniors to community centers to combat senior citizen isolation, depression, and disconnection from the community.

Financing

No data returned for this view. This might be because the applied filter excludes all data.

Proposed Accomplishments

People (General) : 310

Actual Accomplishments

Number assisted:

	Owner		Renter		Total		Person	
	Total	Hispanic	Total	Hispanic	Total	Hispanic	Total	Hispanic
White:	0	0	0	0	0	0		0
Black/African American:	0	0	0	0	0	0	0	0
Asian:	0	0	0	0	0	0	0	0
American Indian/Alaskan Native:	0	0	0	0	0	0	0	0
Native Hawaiian/Other Pacific Islander:	0	0	0	0	0	0	0	0
American Indian/Alaskan Native & White:	0	0	0	0	0	0	0	0
Asian White:	0	0	0	0	0	0	0	0
Black/African American & White:	0	0	0	0	0	0	0	0
American Indian/Alaskan Native & Black/African American:	0	0	0	0	0	0	0	0



U.S. Department of Housing and Urban Development
Office of Community Planning and Development
Integrated Disbursement and Information System
CDBG Activity Summary Report (GPR) for Program Year 2020
FORT WORTH

Date: 30-Nov-2021
Time: 13:39
Page: 159

Other multi-racial:	0	0	0	0	0	0	0	0
Asian/Pacific Islander:	0	0	0	0	0	0	0	0
Hispanic:	0	0	0	0	0	0	0	0
Total:	0	0	0	0	0	0	0	0

Female-headed Households: 0 0 0

Income Category:

	Owner	Renter	Total	Person
Extremely Low	0	0	0	0
Low Mod	0	0	0	0
Moderate	0	0	0	0
Non Low Moderate	0	0	0	0
Total	0	0	0	0

Percent Low/Mod

Annual Accomplishments

No data returned for this view. This might be because the applied filter excludes all data.



U.S. Department of Housing and Urban Development
Office of Community Planning and Development
Integrated Disbursement and Information System
CDBG Activity Summary Report (GPR) for Program Year 2020
FORT WORTH

Date: 30-Nov-2021
Time: 13:39
Page: 160

PGM Year:	2020				
Project:	0010 - 20-21 Aging In Place				
IDIS Activity:	7545 - 20-21 Sixty & Better {103020-991931}				
Status:	Canceled 10/6/2021 8:52:14 PM	Objective:	Create suitable living environments		
Location:	1400 Circle Dr Ste 300 Suite 300 Fort Worth, TX 76119-8142	Outcome:	Availability/accessibility		
		Matrix Code:	Senior Services (05A)	National Objective:	LMC

Activity to prevent, prepare for, and respond to Coronavirus: No

Initial Funding Date: 01/09/2021

Description:

Sixty and Better: The service is door-to-door transit for older adults to connect them to the senior center and to the community.
The transit program will provide 20,000 one-way van trips for seniors to community centers to combat senior citizen isolation, depression, and disconnection from the community.

Financing

No data returned for this view. This might be because the applied filter excludes all data.

Proposed Accomplishments

People (General) : 310

Actual Accomplishments

Number assisted:

	Owner		Renter		Total		Person	
	Total	Hispanic	Total	Hispanic	Total	Hispanic	Total	Hispanic
White:	0	0	0	0	0	0		0
Black/African American:	0	0	0	0	0	0	0	0
Asian:	0	0	0	0	0	0	0	0
American Indian/Alaskan Native:	0	0	0	0	0	0	0	0
Native Hawaiian/Other Pacific Islander:	0	0	0	0	0	0	0	0
American Indian/Alaskan Native & White:	0	0	0	0	0	0	0	0
Asian White:	0	0	0	0	0	0	0	0
Black/African American & White:	0	0	0	0	0	0	0	0
American Indian/Alaskan Native & Black/African American:	0	0	0	0	0	0	0	0



U.S. Department of Housing and Urban Development
Office of Community Planning and Development
Integrated Disbursement and Information System
CDBG Activity Summary Report (GPR) for Program Year 2020
FORT WORTH

Date: 30-Nov-2021
Time: 13:39
Page: 161

Other multi-racial:	0	0	0	0	0	0	0	0
Asian/Pacific Islander:	0	0	0	0	0	0	0	0
Hispanic:	0	0	0	0	0	0	0	0
Total:	0	0	0	0	0	0	0	0

Female-headed Households: 0 0 0

Income Category:

	Owner	Renter	Total	Person
Extremely Low	0	0	0	0
Low Mod	0	0	0	0
Moderate	0	0	0	0
Non Low Moderate	0	0	0	0
Total	0	0	0	0

Percent Low/Mod

Annual Accomplishments

No data returned for this view. This might be because the applied filter excludes all data.



U.S. Department of Housing and Urban Development
Office of Community Planning and Development
Integrated Disbursement and Information System
CDBG Activity Summary Report (GPR) for Program Year 2020
FORT WORTH

Date: 30-Nov-2021
Time: 13:39
Page: 162

PGM Year: 2020
Project: 0010 - 20-21 Aging In Place
IDIS Activity: 7546 - 20-21 Meals On Wheels {103020-991932}

Status: Open
Location: 5740 Airport Fwy Fort Worth, TX 76117-6005

Objective: Create suitable living environments
Outcome: Availability/accessibility
Matrix Code: Senior Services (05A)

National Objective: LMC

Activity to prevent, prepare for, and respond to Coronavirus: No

Initial Funding Date: 01/09/2021

Description:

This program will provide meal-delivery throughout Fort Worth to the homes of the individuals on the program.
Meal preparation takes place at the agency offices.

Financing

	Fund Type	Grant Year	Grant	Funded Amount	Drawn In Program Year	Drawn Thru Program Year
CDBG	EN	2020	B20MC480010	\$71,814.00	\$71,812.14	\$71,812.14
Total	Total			\$71,814.00	\$71,812.14	\$71,812.14

Proposed Accomplishments

People (General) : 1,663

Actual Accomplishments

Number assisted:

	Owner		Renter		Total		Person	
	Total	Hispanic	Total	Hispanic	Total	Hispanic	Total	Hispanic
White:	0	0	0	0	0	0	201	45
Black/African American:	0	0	0	0	0	0	110	0
Asian:	0	0	0	0	0	0	2	0
American Indian/Alaskan Native:	0	0	0	0	0	0	2	0
Native Hawaiian/Other Pacific Islander:	0	0	0	0	0	0	0	0
American Indian/Alaskan Native & White:	0	0	0	0	0	0	0	0
Asian White:	0	0	0	0	0	0	0	0
Black/African American & White:	0	0	0	0	0	0	0	0
American Indian/Alaskan Native & Black/African American:	0	0	0	0	0	0	1	0
Other multi-racial:	0	0	0	0	0	0	2	0
Asian/Pacific Islander:	0	0	0	0	0	0	0	0
Hispanic:	0	0	0	0	0	0	0	0



U.S. Department of Housing and Urban Development
Office of Community Planning and Development
Integrated Disbursement and Information System
CDBG Activity Summary Report (GPR) for Program Year 2020
FORT WORTH

Date: 30-Nov-2021
Time: 13:39
Page: 163

Total:	0	0	0	0	0	0	318	45
---------------	----------	----------	----------	----------	----------	----------	------------	-----------

Female-headed Households:	0		0		0			
---------------------------	---	--	---	--	---	--	--	--

Income Category:

	Owner	Renter	Total	Person
Extremely Low	0	0	0	199
Low Mod	0	0	0	66
Moderate	0	0	0	23
Non Low Moderate	0	0	0	30
Total	0	0	0	318
Percent Low/Mod				90.6%

Annual Accomplishments

Years	Accomplishment Narrative	# Benefitting
2020	<p>Meals on Wheels, Inc. of Tarrant County provided meal delivery and case management, including needs assessments, to Fort Worth residents who are severely disabled as defined by the Census Bureau. Agency may use the Area Agency on Aging ("AAA") Consumer Needs Evaluation Form for documenting and determining eligibility as a severely disabled person. Agency is located at 5740 Airport Freeway, Fort Worth, TX 76117. Services, including meal delivery and case management, was provided citywide at eligible clients' homes.</p> <p>From October 1, 2020 to September 30, 2021, the City of Fort Worth reimbursed the agency \$71,812.14 in CDBG funds.</p>	



U.S. Department of Housing and Urban Development
Office of Community Planning and Development
Integrated Disbursement and Information System
CDBG Activity Summary Report (GPR) for Program Year 2020
FORT WORTH

Date: 30-Nov-2021
Time: 13:39
Page: 164

PGM Year:	2020		
Project:	0012 - 20-21 CDBG Homeless Services		
IDIS Activity:	7547 - 20-21 Presbyterian Night Shelter {103020-991924}		
Status:	Completed 11/29/2021 5:31:07 PM	Objective:	Provide decent affordable housing
Location:	2400 Cypress St 2401 Cypress St Fort Worth, TX 76102-6764	Outcome:	Sustainability
		Matrix Code:	Other Public Services Not Listed in 05A-05Y, 03T (05Z)
		National Objective:	LMC

Activity to prevent, prepare for, and respond to Coronavirus: No

Initial Funding Date: 01/09/2021

Description:

The Program will provide homeless single men and women with case management services while in the shelter and some follow up once the clients are housed. Clients will meet with case managers on a weekly basis to develop and work a service plan designed to reduce the barriers to permanent housing. Follow up is completed upon successful move-out via phone call at 30 and 60 days from program exit.

Financing

	Fund Type	Grant Year	Grant	Funded Amount	Drawn In Program Year	Drawn Thru Program Year
CDBG	EN	2020	B20MC480010	\$144,999.99	\$144,999.99	\$144,999.99
Total	Total			\$144,999.99	\$144,999.99	\$144,999.99

Proposed Accomplishments

People (General) : 601

Actual Accomplishments

Number assisted:

	Owner		Renter		Total		Person	
	Total	Hispanic	Total	Hispanic	Total	Hispanic	Total	Hispanic
White:	0	0	0	0	0	0	418	122
Black/African American:	0	0	0	0	0	0	501	0
Asian:	0	0	0	0	0	0	4	0
American Indian/Alaskan Native:	0	0	0	0	0	0	5	0
Native Hawaiian/Other Pacific Islander:	0	0	0	0	0	0	6	0
American Indian/Alaskan Native & White:	0	0	0	0	0	0	1	0
Asian White:	0	0	0	0	0	0	0	0
Black/African American & White:	0	0	0	0	0	0	3	0
American Indian/Alaskan Native & Black/African American:	0	0	0	0	0	0	2	0
Other multi-racial:	0	0	0	0	0	0	0	0
Asian/Pacific Islander:	0	0	0	0	0	0	0	0
Hispanic:	0	0	0	0	0	0	0	0



U.S. Department of Housing and Urban Development
Office of Community Planning and Development
Integrated Disbursement and Information System
CDBG Activity Summary Report (GPR) for Program Year 2020
FORT WORTH

Date: 30-Nov-2021
Time: 13:39
Page: 165

Total:	0	0	0	0	0	0	940	122
---------------	----------	----------	----------	----------	----------	----------	------------	------------

Female-headed Households:	0	0	0	0	0	0	0	0
---------------------------	---	---	---	---	---	---	---	---

Income Category:

	Owner	Renter	Total	Person
Extremely Low	0	0	0	940
Low Mod	0	0	0	0
Moderate	0	0	0	0
Non Low Moderate	0	0	0	0
Total	0	0	0	940
Percent Low/Mod				100.0%

Annual Accomplishments

Years	Accomplishment Narrative	# Benefitting
2020	<p>CDBG funds were used to provide 940 single men and women experiencing homelessness with case management services while in the shelter and some follow up once the clients were housed. Clients met with case managers on a weekly basis to develop and work a service plan designed to reduce the barriers to permanent housing. Follow up was completed upon successful move-out via phone call at 30 and 60 days from program exit.</p> <p>Services were available at 2400 and 2401 Cypress Street, Fort Worth, TX 76102. Agency's shelter provided services 24 hours a day, 365 days a year. Case management services were available Monday through Friday, 9:00 a.m. to 8:00 p.m., and Saturdays, 9:00 a.m. to 5:00 p.m. From October 1, 2020 to September 30, 2021, the City of Fort Worth reimbursed the agency \$145,000.00 in CDBG funds.</p> <p>The CDBG funds were used to pay for salaries and fringe benefits for program employees. The Agency served 940 unduplicated clients during the contract year.</p>	



U.S. Department of Housing and Urban Development
Office of Community Planning and Development
Integrated Disbursement and Information System
CDBG Activity Summary Report (GPR) for Program Year 2020
FORT WORTH

Date: 30-Nov-2021
Time: 13:39
Page: 166

PGM Year:	2019		
Project:	0020 - CDBG-CV Affordable Housing		
IDIS Activity:	7570 - 19-20 Sheraton Drive Infrastructure Project {102691,103020-9919D4}		
Status:	Open	Objective:	Create suitable living environments
Location:	2510 Sheraton Drive Fort Worth, TX 76105	Outcome:	Availability/accessibility
		Matrix Code:	Water/Sewer Improvements (03J)
		National Objective:	LMA

Activity to prevent, prepare for, and respond to Coronavirus: No

Initial Funding Date: 03/17/2021

Description:

Sheraton Drive WaterSewer Installation Project (Project) will provide water and sewer improvements to support future affordable infill development on Sheraton Drive. Project will include 5-sewer and water taps to vacant lots on Sheraton Drive which are owned by the Fort Worth Housing Finance Corporation to be used for future affordable single family homes.

The proposed work will consist of the installationnew construction of an 8" water extension from Ramey Drive to Sunshine Drive on Sheraton Drive.

Financing

	Fund Type	Grant Year	Grant	Funded Amount	Drawn In Program Year	Drawn Thru Program Year
CDBG	EN	2020	B20MC480010	\$300,000.00	\$0.00	\$0.00
	LA	2013	B13MC480010	\$400,000.00	\$0.00	\$0.00
Total	Total			\$700,000.00	\$0.00	\$0.00

Proposed Accomplishments

People (General) : 5

Total Population in Service Area: 5,095

Census Tract Percent Low / Mod: 79.78

Annual Accomplishments

No data returned for this view. This might be because the applied filter excludes all data.



U.S. Department of Housing and Urban Development
Office of Community Planning and Development
Integrated Disbursement and Information System
CDBG Activity Summary Report (GPR) for Program Year 2020
FORT WORTH

Date: 30-Nov-2021
Time: 13:39
Page: 167

PGM Year:	2018				
Project:	0013 - 18-19 CDBG Homeless Services				
IDIS Activity:	7571 - Presbyterian Night Shelter Kitchen Remodel {101785-991924}				
Status:	Open	Objective:	Create suitable living environments		
Location:	2401 Cypress St Fort Worth, TX 76102-6763	Outcome:	Availability/accessibility		
		Matrix Code:	Homeless Facilities (not operating costs) (03C)	National Objective:	LMC

Activity to prevent, prepare for, and respond to Coronavirus: No

Initial Funding Date: 03/24/2021

Description:

CDBG funds will be used for the Kitchen Remodel Rehabilitation Project in the Karl Travis Men's Center located at 2401 Cypress Street. PNS operates the Presbyterian Night Shelter, which serves approximately 350 homeless individuals daily and serves more than 500,000 meals per year which includes breakfast, lunch, and dinner for the men's shelter, women's shelter, family center, SafeHaven, and the Patriot House. In an effort to continue to provide a safe environment for volunteers to prepare and provide meal services to homeless individuals, PNS intends to remodel the kitchen to include, but not limited to, demolition work, replacement of walls and flooring, replacement of tiles, dry wall installation, painting, plumbing, electrical and any other necessary repairs to bring the kitchen up to City standards. The PNS Karl Travis Men's Center is located at 2401 Cypress Street, Fort Worth, TX, Council District 8.

Financing

	Fund Type	Grant Year	Grant	Funded Amount	Drawn In Program Year	Drawn Thru Program Year
CDBG	EN	Pre-2015		\$13,200.00	\$0.00	\$0.00
		2014	B14MC480010		\$13,200.00	\$13,200.00
		2015	B15MC480010	\$151,731.96	\$0.00	\$0.00
		2016	B16MC480010	\$44,327.54	\$0.00	\$0.00
		2017	B17MC480010	\$37,783.03	\$0.00	\$0.00
		2018	B18MC480010	\$92,957.47	\$0.00	\$0.00
Total	Total			\$340,000.00	\$13,200.00	\$13,200.00

Proposed Accomplishments

Public Facilities : 1

Actual Accomplishments

Number assisted:

	Owner		Renter		Total		Person	
	Total	Hispanic	Total	Hispanic	Total	Hispanic	Total	Hispanic
White:	0	0	0	0	0	0		0
Black/African American:	0	0	0	0	0	0	0	0
Asian:	0	0	0	0	0	0	0	0
American Indian/Alaskan Native:	0	0	0	0	0	0	0	0
Native Hawaiian/Other Pacific Islander:	0	0	0	0	0	0	0	0



U.S. Department of Housing and Urban Development
Office of Community Planning and Development
Integrated Disbursement and Information System
CDBG Activity Summary Report (GPR) for Program Year 2020
FORT WORTH

Date: 30-Nov-2021
Time: 13:39
Page: 168

American Indian/Alaskan Native & White:	0	0	0	0	0	0	0	0
Asian White:	0	0	0	0	0	0	0	0
Black/African American & White:	0	0	0	0	0	0	0	0
American Indian/Alaskan Native & Black/African American:	0	0	0	0	0	0	0	0
Other multi-racial:	0	0	0	0	0	0	0	0
Asian/Pacific Islander:	0	0	0	0	0	0	0	0
Hispanic:	0	0	0	0	0	0	0	0
Total:	0	0	0	0	0	0	0	0
Female-headed Households:	0		0		0			

Income Category:

	Owner	Renter	Total	Person
Extremely Low	0	0	0	0
Low Mod	0	0	0	0
Moderate	0	0	0	0
Non Low Moderate	0	0	0	0
Total	0	0	0	0
Percent Low/Mod				

Annual Accomplishments

No data returned for this view. This might be because the applied filter excludes all data.



U.S. Department of Housing and Urban Development
Office of Community Planning and Development
Integrated Disbursement and Information System
CDBG Activity Summary Report (GPR) for Program Year 2020
FORT WORTH

Date: 30-Nov-2021
Time: 13:39
Page: 169

PGM Year: 2020
Project: 0001 - 20-21 NSD Program Administration
IDIS Activity: 7573 - 202-21 CDBG-CV3 City of Fort Worth - NSD Administration

Status: Open
Location: ,

Objective:
Outcome:
Matrix Code: General Program Administration (21A) **National Objective:**

Activity to prevent, prepare for, and respond to Coronavirus: Yes

Initial Funding Date: 04/13/2021

Description:

This project is for the planning, administering, operating and monitoring grant programs to ensure compliance with HUD and City policies and regulations. This includes administration of subrecipient contracts, financial account reporting, onsite monitoring visits, and preparation of plans and reports.

Financing

	Fund Type	Grant Year	Grant	Funded Amount	Drawn In Program Year	Drawn Thru Program Year
CDBG	AD	2020	B20MW480010	\$1,093,641.20	\$46,909.89	\$46,909.89
Total	Total			\$1,093,641.20	\$46,909.89	\$46,909.89

Proposed Accomplishments

Actual Accomplishments

Number assisted:

	Owner		Renter		Total		Person	
	Total	Hispanic	Total	Hispanic	Total	Hispanic	Total	Hispanic
White:					0	0		
Black/African American:					0	0		
Asian:					0	0		
American Indian/Alaskan Native:					0	0		
Native Hawaiian/Other Pacific Islander:					0	0		
American Indian/Alaskan Native & White:					0	0		
Asian White:					0	0		
Black/African American & White:					0	0		
American Indian/Alaskan Native & Black/African American:					0	0		
Other multi-racial:					0	0		
Asian/Pacific Islander:					0	0		
Hispanic:					0	0		
Total:	0	0	0	0	0	0	0	0



U.S. Department of Housing and Urban Development
Office of Community Planning and Development
Integrated Disbursement and Information System
CDBG Activity Summary Report (GPR) for Program Year 2020
FORT WORTH

Date: 30-Nov-2021
Time: 13:39
Page: 170

Female-headed Households:

0

Income Category:

	Owner	Renter	Total	Person
Extremely Low			0	
Low Mod			0	
Moderate			0	
Non Low Moderate			0	
Total	0	0	0	0
Percent Low/Mod				

Annual Accomplishments

No data returned for this view. This might be because the applied filter excludes all data.



U.S. Department of Housing and Urban Development
Office of Community Planning and Development
Integrated Disbursement and Information System
CDBG Activity Summary Report (GPR) for Program Year 2020
FORT WORTH

Date: 30-Nov-2021
Time: 13:39
Page: 171

PGM Year:	2020				
Project:	0003 - 20-21 Homeowner Housing Rehabilitation				
IDIS Activity:	7581 - 20-21 CDBG-CV3 Trinity Habitat for Humanity Healthy Homes for Seniors Program {103166-991950}				
Status:	Open	Objective:	Create suitable living environments		
Location:	4937 Townsend Dr Fort Worth, TX 76115-3832	Outcome:	Sustainability		
		Matrix Code:	Rehab; Single-Unit Residential (14A)	National Objective:	LMH

Activity to prevent, prepare for, and respond to Coronavirus: Yes

Initial Funding Date: 06/10/2021

Description:

The purpose of the project is to restore homes for low-income persons ages 62 and older in Fort Worth. Proposed improvements include replacing/repairing siding, roof replacement/repair, replacing/reglazing windows and doors and, replacing trim and painting.

Financing

	Fund Type	Grant Year	Grant	Funded Amount	Drawn In Program Year	Drawn Thru Program Year
CDBG	EN	2020	B20MW480010	\$2,000,000.00	\$143,921.25	\$143,921.25
Total	Total			\$2,000,000.00	\$143,921.25	\$143,921.25

Proposed Accomplishments

Housing Units : 68

Actual Accomplishments

Number assisted:

	Owner		Renter		Total		Person	
	Total	Hispanic	Total	Hispanic	Total	Hispanic	Total	Hispanic
White:	1	0	0	0	1	0	0	0
Black/African American:	3	0	0	0	3	0	0	0
Asian:	0	0	0	0	0	0	0	0
American Indian/Alaskan Native:	0	0	0	0	0	0	0	0
Native Hawaiian/Other Pacific Islander:	0	0	0	0	0	0	0	0
American Indian/Alaskan Native & White:	0	0	0	0	0	0	0	0
Asian White:	0	0	0	0	0	0	0	0
Black/African American & White:	0	0	0	0	0	0	0	0
American Indian/Alaskan Native & Black/African American:	0	0	0	0	0	0	0	0
Other multi-racial:	0	0	0	0	0	0	0	0
Asian/Pacific Islander:	0	0	0	0	0	0	0	0
Hispanic:	0	0	0	0	0	0	0	0



U.S. Department of Housing and Urban Development
Office of Community Planning and Development
Integrated Disbursement and Information System
CDBG Activity Summary Report (GPR) for Program Year 2020
FORT WORTH

Date: 30-Nov-2021
Time: 13:39
Page: 172

Total: 4 0 0 0 4 0 0 0

Female-headed Households: 2 0 2

Income Category:

	Owner	Renter	Total	Person
Extremely Low	4	0	4	0
Low Mod	0	0	0	0
Moderate	0	0	0	0
Non Low Moderate	0	0	0	0
Total	4	0	4	0
Percent Low/Mod	100.0%		100.0%	

Annual Accomplishments

Years	Accomplishment Narrative	# Benefitting
2020	improvements include replacing/repairing siding, roof replacement/repair, replacing/reglazing windows and doors and, replacing trim and painting. From July to Sept, 4 homes received repair.	



U.S. Department of Housing and Urban Development
Office of Community Planning and Development
Integrated Disbursement and Information System
CDBG Activity Summary Report (GPR) for Program Year 2020
FORT WORTH

Date: 30-Nov-2021
Time: 13:39
Page: 173

PGM Year:	2020		
Project:	0008 - 20-21 Reading & Educational Support Services		
IDIS Activity:	7582 - 20-21 CDBG-CV3 AB Christian Learning Center {103166-991925}		
Status:	Open	Objective:	Create economic opportunities
Location:	5565 Truman Dr Fort Worth, TX 76112-7652	Outcome:	Affordability
		Matrix Code:	Child Care Services (05L)
		National Objective:	LMC

Activity to prevent, prepare for, and respond to Coronavirus: Yes

Initial Funding Date: 06/10/2021

Description:

The Program provides after school academic tutoring with a STEM (Science, Technology, Engineering, and Mathematics) component to youth K-5 to children ages 0 to 12 years of Income Eligible Clients.

Financing

	Fund Type	Grant Year	Grant	Funded Amount	Drawn In Program Year	Drawn Thru Program Year
CDBG	EN	2020	B20MW480010	\$120,000.00	\$63,401.89	\$63,401.89
Total	Total			\$120,000.00	\$63,401.89	\$63,401.89

Proposed Accomplishments

People (General) : 60

Actual Accomplishments

Number assisted:

	Owner		Renter		Total		Person	
	Total	Hispanic	Total	Hispanic	Total	Hispanic	Total	Hispanic
White:	0	0	0	0	0	0	2	2
Black/African American:	0	0	0	0	0	0	44	0
Asian:	0	0	0	0	0	0	0	0
American Indian/Alaskan Native:	0	0	0	0	0	0	0	0
Native Hawaiian/Other Pacific Islander:	0	0	0	0	0	0	0	0
American Indian/Alaskan Native & White:	0	0	0	0	0	0	0	0
Asian White:	0	0	0	0	0	0	0	0
Black/African American & White:	0	0	0	0	0	0	4	0
American Indian/Alaskan Native & Black/African American:	0	0	0	0	0	0	0	0
Other multi-racial:	0	0	0	0	0	0	0	0
Asian/Pacific Islander:	0	0	0	0	0	0	0	0
Hispanic:	0	0	0	0	0	0	0	0



U.S. Department of Housing and Urban Development
Office of Community Planning and Development
Integrated Disbursement and Information System
CDBG Activity Summary Report (GPR) for Program Year 2020
FORT WORTH

Date: 30-Nov-2021
Time: 13:39
Page: 174

Total: 0 0 0 0 0 0 50 2

Female-headed Households: 0 0 0 0

Income Category:

	Owner	Renter	Total	Person
Extremely Low	0	0	0	26
Low Mod	0	0	0	17
Moderate	0	0	0	5
Non Low Moderate	0	0	0	2
Total	0	0	0	50
Percent Low/Mod				96.0%

Annual Accomplishments

Years	Accomplishment Narrative	# Benefitting
2020	50 youth served with after school academic tutoring with a STEM (Science, Technology, Engineering, and Mathematics) component to youth K-5 to children ages 0 to 12 years of Income Eligible Clients.	



U.S. Department of Housing and Urban Development
Office of Community Planning and Development
Integrated Disbursement and Information System
CDBG Activity Summary Report (GPR) for Program Year 2020
FORT WORTH

Date: 30-Nov-2021
Time: 13:39
Page: 175

PGM Year:	2020		
Project:	0008 - 20-21 Reading & Educational Support Services		
IDIS Activity:	7583 - 20-21 CDBG-CV3 Boys & Girls Clubs of Greater Tarrant County {103166-991934}		
Status:	Open	Objective:	Create suitable living environments
Location:	3218 E Belknap St Fort Worth, TX 76111-4739	Outcome:	Availability/accessibility
		Matrix Code:	Youth Services (05D)
		National Objective:	LMC

Activity to prevent, prepare for, and respond to Coronavirus: Yes

Initial Funding Date: 06/12/2021

Description:

The Program will provide youth development programming and basic needs services to youth and families living in targeted underserved communities in Fort Worth.
The goal of the program is to cultivate collaborative partnerships with community based organizations to support basic needs in order to deliver a robust array of services and resources to members and families.
The Program responds to the COVID-19 Pandemic by specifically addressing concerns of food insecurity, academic & social challenges of youth, and awareness and accessibility to basic needs services.

Financing

	Fund Type	Grant Year	Grant	Funded Amount	Drawn In Program Year	Drawn Thru Program Year
CDBG	EN	2020	B20MW480010	\$231,120.00	\$58,527.15	\$58,527.15
Total	Total			\$231,120.00	\$58,527.15	\$58,527.15

Proposed Accomplishments

People (General) : 200

Actual Accomplishments

Number assisted:

	Owner		Renter		Total		Person	
	Total	Hispanic	Total	Hispanic	Total	Hispanic	Total	Hispanic
White:	0	0	0	0	0	0	2	2
Black/African American:	0	0	0	0	0	0	40	0
Asian:	0	0	0	0	0	0	0	0
American Indian/Alaskan Native:	0	0	0	0	0	0	0	0
Native Hawaiian/Other Pacific Islander:	0	0	0	0	0	0	0	0
American Indian/Alaskan Native & White:	0	0	0	0	0	0	0	0
Asian White:	0	0	0	0	0	0	0	0
Black/African American & White:	0	0	0	0	0	0	0	0
American Indian/Alaskan Native & Black/African American:	0	0	0	0	0	0	0	0
Other multi-racial:	0	0	0	0	0	0	0	0



U.S. Department of Housing and Urban Development
Office of Community Planning and Development
Integrated Disbursement and Information System
CDBG Activity Summary Report (GPR) for Program Year 2020
FORT WORTH

Date: 30-Nov-2021
Time: 13:39
Page: 176

Asian/Pacific Islander:	0	0	0	0	0	0	0	0
Hispanic:	0	0	0	0	0	0	0	0
Total:	0	0	0	0	0	0	42	2
Female-headed Households:	0		0		0			

Income Category:

	Owner	Renter	Total	Person
Extremely Low	0	0	0	42
Low Mod	0	0	0	0
Moderate	0	0	0	0
Non Low Moderate	0	0	0	0
Total	0	0	0	42
Percent Low/Mod				100.0%

Annual Accomplishments

Years	Accomplishment Narrative	# Benefitting
2020	CDBG-CV3 funds were used to provide After School program services to 42 children from low-to-moderate income families.	



U.S. Department of Housing and Urban Development
Office of Community Planning and Development
Integrated Disbursement and Information System
CDBG Activity Summary Report (GPR) for Program Year 2020
FORT WORTH

Date: 30-Nov-2021
Time: 13:39
Page: 177

PGM Year:	2020		
Project:	0009 - 20-21 Youth Services		
IDIS Activity:	7584 - 20-21 CDBG-CV3 Camp Fire First Texas {103166-991935}		
Status:	Open	Objective:	Create suitable living environments
Location:	2700 Meacham Blvd Fort Worth, TX 76137-4601	Outcome:	Availability/accessibility
		Matrix Code:	Youth Services (05D)
		National Objective:	LMC

Activity to prevent, prepare for, and respond to Coronavirus: Yes

Initial Funding Date: 06/12/2021

Description:

The program will provide after school and summer break programming to children of Fort Worth residents impacted by COVID-19. The goal of the program is to allow parents to continue to work while their children thrive in a safe and supportive out-of-school environment. The Program responds to the COVID-19 Pandemic by: Prevention: providing a safe, healthy, masked, socially distanced and sanitized environment providing separate STEM and art kits for each child. Preparation: including information about the virus, infectious diseases and how they spread, the importance of washing hands and wearing masks in STEM lesson plans. Responding: taking temperatures of the children daily upon entrance to the facility, isolating children who may become ill during the day, keeping children from the same families together in a cohort, adding additional staff to provide socially distanced 1:10 adult to child ratios.

Financing

	Fund Type	Grant Year	Grant	Funded Amount	Drawn In Program Year	Drawn Thru Program Year
CDBG	EN	2020	B20MW480010	\$120,000.00	\$16,382.57	\$16,382.57
Total	Total			\$120,000.00	\$16,382.57	\$16,382.57

Proposed Accomplishments

People (General) : 120

Actual Accomplishments

Number assisted:

	Owner		Renter		Total		Person	
	Total	Hispanic	Total	Hispanic	Total	Hispanic	Total	Hispanic
White:	0	0	0	0	0	0	52	41
Black/African American:	0	0	0	0	0	0	18	0
Asian:	0	0	0	0	0	0	0	0
American Indian/Alaskan Native:	0	0	0	0	0	0	0	0
Native Hawaiian/Other Pacific Islander:	0	0	0	0	0	0	0	0
American Indian/Alaskan Native & White:	0	0	0	0	0	0	0	0
Asian White:	0	0	0	0	0	0	0	0
Black/African American & White:	0	0	0	0	0	0	4	0
American Indian/Alaskan Native & Black/African American:	0	0	0	0	0	0	0	0
Other multi-racial:	0	0	0	0	0	0	1	0



U.S. Department of Housing and Urban Development
Office of Community Planning and Development
Integrated Disbursement and Information System
CDBG Activity Summary Report (GPR) for Program Year 2020
FORT WORTH

Date: 30-Nov-2021
Time: 13:39
Page: 178

Asian/Pacific Islander:	0	0	0	0	0	0	0	0
Hispanic:	0	0	0	0	0	0	0	0
Total:	0	0	0	0	0	0	75	41
Female-headed Households:	0		0		0			

Income Category:

	Owner	Renter	Total	Person
Extremely Low	0	0	0	14
Low Mod	0	0	0	24
Moderate	0	0	0	17
Non Low Moderate	0	0	0	20
Total	0	0	0	75
Percent Low/Mod				73.3%

Annual Accomplishments

Years	Accomplishment Narrative	# Benefitting
2020	<p>The program wil provide after school and summer break programming to children of Fort Worth residents are impacted by COVID-19. The goal of the program is to allow parents to continue to work while their children thrive in a safe and supportive out-of-school environment.</p> <p>The Program responds to the COVID-19 Pandemic by:</p> <p>*Prevention: providing a safe, healthy, masked, socially distanced and sanitized environment providing separate STEM and art kits for each child.</p> <p>*Preparation: including information about the virus, infectious diseases and how they spread, the importance of washing hands and wearing masks in STEM lesson plans.</p> <p>*Responding: taking temperatures of the children daily upon entrance to the facility, isolating children who may become ill during the day, keeping children from the same families together in a cohort, adding additional staff to provide socially distanced 1:10 adult to child ratios.</p>	



U.S. Department of Housing and Urban Development
Office of Community Planning and Development
Integrated Disbursement and Information System
CDBG Activity Summary Report (GPR) for Program Year 2020
FORT WORTH

Date: 30-Nov-2021
Time: 13:39
Page: 179

PGM Year:	2020				
Project:	0009 - 20-21 Youth Services				
IDIS Activity:	7585 - 20-21 CDBG-CV3 Clayton Youth Enrichment {103166-991927}				
Status:	Open	Objective:	Create suitable living environments		
Location:	1215 Country Club Ln Fort Worth, TX 76112-2304	Outcome:	Availability/accessibility		
		Matrix Code:	Youth Services (05D)		National Objective: LMC

Activity to prevent, prepare for, and respond to Coronavirus: Yes

Initial Funding Date: 06/12/2021

Description:

The Program will provide after school and summer day camp services to elementary school students in the City of Fort Worth. The goals of the program are to improve student academic performance and increase the social emotional skills of students. The Program responds to the COVID-19 Pandemic by targeting students in neighborhoods disproportionately affected by the combined impacts of poverty and COVID-19. These services will include tutoring, assessments, academic enrichment activities and social emotional skill building activities.

Financing

	Fund Type	Grant Year	Grant	Funded Amount	Drawn In Program Year	Drawn Thru Program Year
CDBG	EN	2020	B20MW480010	\$308,500.00	\$0.00	\$0.00
Total	Total			\$308,500.00	\$0.00	\$0.00

Proposed Accomplishments

People (General) : 100

Actual Accomplishments

Number assisted:

	Owner		Renter		Total		Person	
	Total	Hispanic	Total	Hispanic	Total	Hispanic	Total	Hispanic
White:	0	0	0	0	0	0		0
Black/African American:	0	0	0	0	0	0	0	0
Asian:	0	0	0	0	0	0	0	0
American Indian/Alaskan Native:	0	0	0	0	0	0	0	0
Native Hawaiian/Other Pacific Islander:	0	0	0	0	0	0	0	0
American Indian/Alaskan Native & White:	0	0	0	0	0	0	0	0
Asian White:	0	0	0	0	0	0	0	0
Black/African American & White:	0	0	0	0	0	0	0	0
American Indian/Alaskan Native & Black/African American:	0	0	0	0	0	0	0	0
Other multi-racial:	0	0	0	0	0	0	0	0
Asian/Pacific Islander:	0	0	0	0	0	0	0	0



U.S. Department of Housing and Urban Development
 Office of Community Planning and Development
 Integrated Disbursement and Information System
 CDBG Activity Summary Report (GPR) for Program Year 2020
 FORT WORTH

Date: 30-Nov-2021
 Time: 13:39
 Page: 180

Hispanic:	0	0	0	0	0	0	0	0
Total:	0	0	0	0	0	0	0	0

Female-headed Households:	0	0	0
---------------------------	---	---	---

Income Category:

	Owner	Renter	Total	Person
Extremely Low	0	0	0	0
Low Mod	0	0	0	0
Moderate	0	0	0	0
Non Low Moderate	0	0	0	0
Total	0	0	0	0

Percent Low/Mod

Annual Accomplishments

No data returned for this view. This might be because the applied filter excludes all data.



U.S. Department of Housing and Urban Development
Office of Community Planning and Development
Integrated Disbursement and Information System
CDBG Activity Summary Report (GPR) for Program Year 2020
FORT WORTH

Date: 30-Nov-2021
Time: 13:39
Page: 181

PGM Year: 2020
Project: 0009 - 20-21 Youth Services
IDIS Activity: 7586 - 20-21 CDBG-CV3 Fort Worth SPARC {103166-991988}

Status: Open
Location: 1500 N Main St Fort Worth, TX 76164-8903

Objective: Create suitable living environments
Outcome: Availability/accessibility
Matrix Code: Youth Services (05D)

National Objective: LMC

Activity to prevent, prepare for, and respond to Coronavirus: Yes

Initial Funding Date: 06/12/2021

Description:

CAMP SPARC will provide educational services to Fort Worth students residing in the zip code known at 76105.
The goal of the program is to provide academic enrichment, tutoring acceleration and social emotional supports to CAMP SPARC students.
The Program responds to the COVID-19 Pandemic by delivering educational programming virtually and in person to students suffering learning loss.
CAMP SPARC will focus upon re-engagement of ALL students and their families in the educational process.

Financing

	Fund Type	Grant Year	Grant	Funded Amount	Drawn In Program Year	Drawn Thru Program Year
CDBG	EN	2020	B20MW480010	\$163,368.00	\$78,985.48	\$78,985.48
Total	Total			\$163,368.00	\$78,985.48	\$78,985.48

Proposed Accomplishments

People (General) : 140

Actual Accomplishments

Number assisted:

	Owner		Renter		Total		Person	
	Total	Hispanic	Total	Hispanic	Total	Hispanic	Total	Hispanic
White:	0	0	0	0	0	0	19	19
Black/African American:	0	0	0	0	0	0	3	0
Asian:	0	0	0	0	0	0	0	0
American Indian/Alaskan Native:	0	0	0	0	0	0	0	0
Native Hawaiian/Other Pacific Islander:	0	0	0	0	0	0	0	0
American Indian/Alaskan Native & White:	0	0	0	0	0	0	0	0
Asian White:	0	0	0	0	0	0	0	0
Black/African American & White:	0	0	0	0	0	0	0	0
American Indian/Alaskan Native & Black/African American:	0	0	0	0	0	0	0	0
Other multi-racial:	0	0	0	0	0	0	0	0
Asian/Pacific Islander:	0	0	0	0	0	0	0	0



U.S. Department of Housing and Urban Development
Office of Community Planning and Development
Integrated Disbursement and Information System
CDBG Activity Summary Report (GPR) for Program Year 2020
FORT WORTH

Date: 30-Nov-2021
Time: 13:39
Page: 182

Hispanic:	0	0	0	0	0	0	0	0
Total:	0	0	0	0	0	0	22	19
Female-headed Households:	0		0		0			
<i>Income Category:</i>								
	Owner	Renter	Total	Person				
Extremely Low	0	0	0	6				
Low Mod	0	0	0	6				
Moderate	0	0	0	10				
Non Low Moderate	0	0	0	0				
Total	0	0	0	22				
Percent Low/Mod	100.0%							

Annual Accomplishments

Years	Accomplishment Narrative	# Benefitting
2020	CAMP SPARC will provide educational services to Fort Worth students residing in the zip code known at 76105. The goal of the program is to provide academic enrichment, tutoring acceleration and social emotional supports to CAMP SPARC students. The Program responds to the COVID-19 Pandemic by delivering educational programming virtually and in person to students suffering learning loss. CAMP SPARC will focus upon re-engagement of ALL students and their families in the educational process.	



U.S. Department of Housing and Urban Development
Office of Community Planning and Development
Integrated Disbursement and Information System
CDBG Activity Summary Report (GPR) for Program Year 2020
FORT WORTH

Date: 30-Nov-2021
Time: 13:39
Page: 183

PGM Year: 2020
Project: 0009 - 20-21 Youth Services
IDIS Activity: 7587 - 20-21 CDBG-CV3 Girls Inc {103166-991936}
Status: Open
Location: 1226 E Weatherford St Fort Worth, TX 76102-3345

Objective: Create suitable living environments
Outcome: Availability/accessibility
Matrix Code: Youth Services (05D)

National Objective: LMC

Activity to prevent, prepare for, and respond to Coronavirus: Yes

Initial Funding Date: 06/12/2021

Description:

The Program will provide academic support services to girls ages 5-18 in Fort Worth.

The goal of the program is to mitigate academic regression due to the disruption in education during COVID-19.

The Program responds to the COVID-19 Pandemic by providing academic support and life skill training for students in response to the unprecedented impact that COVID-19 has had on the K-12 school system.

These services will include STEMLiteracy camps, academic coaching and, life skills training.

Financing

	Fund Type	Grant Year	Grant	Funded Amount	Drawn In Program Year	Drawn Thru Program Year
CDBG	EN	2020	B20MW480010	\$295,939.80	\$73,441.74	\$73,441.74
Total	Total			\$295,939.80	\$73,441.74	\$73,441.74

Proposed Accomplishments

People (General) : 215

Actual Accomplishments

Number assisted:

	Owner		Renter		Total		Person	
	Total	Hispanic	Total	Hispanic	Total	Hispanic	Total	Hispanic
White:	0	0	0	0	0	0		0
Black/African American:	0	0	0	0	0	0	0	0
Asian:	0	0	0	0	0	0	0	0
American Indian/Alaskan Native:	0	0	0	0	0	0	0	0
Native Hawaiian/Other Pacific Islander:	0	0	0	0	0	0	0	0
American Indian/Alaskan Native & White:	0	0	0	0	0	0	0	0
Asian White:	0	0	0	0	0	0	0	0
Black/African American & White:	0	0	0	0	0	0	0	0
American Indian/Alaskan Native & Black/African American:	0	0	0	0	0	0	0	0
Other multi-racial:	0	0	0	0	0	0	0	0



U.S. Department of Housing and Urban Development
Office of Community Planning and Development
Integrated Disbursement and Information System
CDBG Activity Summary Report (GPR) for Program Year 2020
FORT WORTH

Date: 30-Nov-2021
Time: 13:39
Page: 184

Asian/Pacific Islander:	0	0	0	0	0	0	0	0
Hispanic:	0	0	0	0	0	0	0	0
Total:	0	0	0	0	0	0	0	0
Female-headed Households:	0		0		0			

Income Category:

	Owner	Renter	Total	Person
Extremely Low	0	0	0	0
Low Mod	0	0	0	0
Moderate	0	0	0	0
Non Low Moderate	0	0	0	0
Total	0	0	0	0

Percent Low/Mod

Annual Accomplishments

No data returned for this view. This might be because the applied filter excludes all data.



U.S. Department of Housing and Urban Development
Office of Community Planning and Development
Integrated Disbursement and Information System
CDBG Activity Summary Report (GPR) for Program Year 2020
FORT WORTH

Date: 30-Nov-2021
Time: 13:39
Page: 185

PGM Year:	2020		
Project:	0008 - 20-21 Reading & Educational Support Services		
IDIS Activity:	7588 - 20-21 CDBG-CV3 United Community Centers {103166-991930}		
Status:	Open	Objective:	Create economic opportunities
Location:	3900 Meadowbrook Dr Ste 122 Fort Worth, TX 76103-2602	Outcome:	Affordability
		Matrix Code:	Child Care Services (05L)
		National Objective:	LMC

Activity to prevent, prepare for, and respond to Coronavirus: Yes

Initial Funding Date: 06/12/2021

Description:

The Educational Enrichment program and Child Care for Working Caregivers program will provide child care literacy programs.
The Program will assist children in pre-k to 13 years of age with reading, writing, comprehension and increased literacy skills, in addition to the licensed child care after-school program during the regular school year and full-day during the summer

Financing

	Fund Type	Grant Year	Grant	Funded Amount	Drawn In Program Year	Drawn Thru Program Year
CDBG	EN	2020	B20MW480010	\$200,000.00	\$82,016.00	\$82,016.00
Total	Total			\$200,000.00	\$82,016.00	\$82,016.00

Proposed Accomplishments

People (General) : 205

Actual Accomplishments

Number assisted:

	Owner		Renter		Total		Person	
	Total	Hispanic	Total	Hispanic	Total	Hispanic	Total	Hispanic
White:	0	0	0	0	0	0	42	42
Black/African American:	0	0	0	0	0	0	47	2
Asian:	0	0	0	0	0	0	2	0
American Indian/Alaskan Native:	0	0	0	0	0	0	0	0
Native Hawaiian/Other Pacific Islander:	0	0	0	0	0	0	0	0
American Indian/Alaskan Native & White:	0	0	0	0	0	0	0	0
Asian White:	0	0	0	0	0	0	0	0
Black/African American & White:	0	0	0	0	0	0	6	0
American Indian/Alaskan Native & Black/African American:	0	0	0	0	0	0	0	0
Other multi-racial:	0	0	0	0	0	0	0	0
Asian/Pacific Islander:	0	0	0	0	0	0	0	0
Hispanic:	0	0	0	0	0	0	0	0



U.S. Department of Housing and Urban Development
 Office of Community Planning and Development
 Integrated Disbursement and Information System
 CDBG Activity Summary Report (GPR) for Program Year 2020
 FORT WORTH

Date: 30-Nov-2021
 Time: 13:39
 Page: 186

Total: 0 0 0 0 0 0 97 44

Female-headed Households: 0 0 0 0

Income Category:

	Owner	Renter	Total	Person
Extremely Low	0	0	0	51
Low Mod	0	0	0	34
Moderate	0	0	0	8
Non Low Moderate	0	0	0	4
Total	0	0	0	97
Percent Low/Mod				95.9%

Annual Accomplishments

Years	Accomplishment Narrative	# Benefitting
2020	assisted 97 children in pre-k to 13 years of age with reading, writing, comprehension and increased literacy skills, in addition to the licensed child. care after-school program during the regular school year and full-day during the summer	



U.S. Department of Housing and Urban Development
Office of Community Planning and Development
Integrated Disbursement and Information System
CDBG Activity Summary Report (GPR) for Program Year 2020
FORT WORTH

Date: 30-Nov-2021
Time: 13:39
Page: 187

PGM Year: 2020
Project: 0009 - 20-21 Youth Services
IDIS Activity: 7589 - 20-21 CDBG-CV3 YMCA {103166-991928}

Status: Open
Location: 512 Lamar St Fort Worth, TX 76102-3754

Objective: Create suitable living environments
Outcome: Availability/accessibility
Matrix Code: Youth Services (05D)

National Objective: LMC

Activity to prevent, prepare for, and respond to Coronavirus: Yes

Initial Funding Date: 06/12/2021

Description:

The Program will provide Academic Enrichment services to children in grades K-5 who live in Fort Worth.

The goal of the program is to aid/tutor children in grades K-5 who have fallen behind academically in the areas of Math and Reading caused by the instructional changes due to the COVID-19 pandemic.

The Program responds to the COVID-19 Pandemic by offering tutoring services to low-moderate income students who need assistance in the areas of Math and Reading.

Financing

	Fund Type	Grant Year	Grant	Funded Amount	Drawn In Program Year	Drawn Thru Program Year
CDBG	EN	2020	B20MW480010	\$155,637.00	\$0.00	\$0.00
Total	Total			\$155,637.00	\$0.00	\$0.00

Proposed Accomplishments

People (General) : 100

Actual Accomplishments

Number assisted:

	Owner		Renter		Total		Person	
	Total	Hispanic	Total	Hispanic	Total	Hispanic	Total	Hispanic
White:	0	0	0	0	0	0		0
Black/African American:	0	0	0	0	0	0	0	0
Asian:	0	0	0	0	0	0	0	0
American Indian/Alaskan Native:	0	0	0	0	0	0	0	0
Native Hawaiian/Other Pacific Islander:	0	0	0	0	0	0	0	0
American Indian/Alaskan Native & White:	0	0	0	0	0	0	0	0
Asian White:	0	0	0	0	0	0	0	0
Black/African American & White:	0	0	0	0	0	0	0	0
American Indian/Alaskan Native & Black/African American:	0	0	0	0	0	0	0	0
Other multi-racial:	0	0	0	0	0	0	0	0
Asian/Pacific Islander:	0	0	0	0	0	0	0	0



U.S. Department of Housing and Urban Development
Office of Community Planning and Development
Integrated Disbursement and Information System
CDBG Activity Summary Report (GPR) for Program Year 2020
FORT WORTH

Date: 30-Nov-2021
Time: 13:39
Page: 188

Hispanic:	0	0	0	0	0	0	0	0
Total:	0	0	0	0	0	0	0	0

Female-headed Households:	0	0	0
---------------------------	---	---	---

Income Category:

	Owner	Renter	Total	Person
Extremely Low	0	0	0	0
Low Mod	0	0	0	0
Moderate	0	0	0	0
Non Low Moderate	0	0	0	0
Total	0	0	0	0

Percent Low/Mod

Annual Accomplishments

No data returned for this view. This might be because the applied filter excludes all data.



U.S. Department of Housing and Urban Development
Office of Community Planning and Development
Integrated Disbursement and Information System
CDBG Activity Summary Report (GPR) for Program Year 2020
FORT WORTH

Date: 30-Nov-2021
Time: 13:39
Page: 189

PGM Year: 2020
Project: 0009 - 20-21 Youth Services
IDIS Activity: 7590 - 20-21 CDBG-CV3 AVANCE {103166-9919W1}

Status: Open
Location: 2060 Singleton Blvd Dallas, TX 75212-3868

Objective: Create suitable living environments
Outcome: Availability/accessibility
Matrix Code: Youth Services (05D)

National Objective: LMC

Activity to prevent, prepare for, and respond to Coronavirus: Yes

Initial Funding Date: 06/12/2021

Description:

The Program will provide Fort Worth families with children from birth to 4-years of age with parenting and early childhood education. The goal of the program is to increase parent's knowledge of child development, increase parenting skills, ensure children ages 0-35 months are developing at or above target areas, and ensure children 36-48 months are prepared for school as measured by the Children's Learning Institute Evaluation Tool.

The Program responds to the COVID-19 Pandemic by shifting all programming to virtual platforms, i.e.

Zoom, Google Docs, and phone calls.

These services will include parenting education and early education classes for children, toy making sessions, guest speakers, and literacy activities.

Financing

	Fund Type	Grant Year	Grant	Funded Amount	Drawn In Program Year	Drawn Thru Program Year
CDBG	EN	2020	B20MW480010	\$50,000.00	\$0.00	\$0.00
Total	Total			\$50,000.00	\$0.00	\$0.00

Proposed Accomplishments

People (General) : 225

Actual Accomplishments

Number assisted:

	Owner		Renter		Total		Person	
	Total	Hispanic	Total	Hispanic	Total	Hispanic	Total	Hispanic
White:	0	0	0	0	0	0		0
Black/African American:	0	0	0	0	0	0	0	0
Asian:	0	0	0	0	0	0	0	0
American Indian/Alaskan Native:	0	0	0	0	0	0	0	0
Native Hawaiian/Other Pacific Islander:	0	0	0	0	0	0	0	0
American Indian/Alaskan Native & White:	0	0	0	0	0	0	0	0
Asian White:	0	0	0	0	0	0	0	0
Black/African American & White:	0	0	0	0	0	0	0	0
American Indian/Alaskan Native & Black/African American:	0	0	0	0	0	0	0	0
Other multi-racial:	0	0	0	0	0	0	0	0



U.S. Department of Housing and Urban Development
Office of Community Planning and Development
Integrated Disbursement and Information System
CDBG Activity Summary Report (GPR) for Program Year 2020
FORT WORTH

Date: 30-Nov-2021
Time: 13:39
Page: 190

Asian/Pacific Islander:	0	0	0	0	0	0	0	0
Hispanic:	0	0	0	0	0	0	0	0
Total:	0	0	0	0	0	0	0	0
Female-headed Households:	0		0		0			

Income Category:

	Owner	Renter	Total	Person
Extremely Low	0	0	0	0
Low Mod	0	0	0	0
Moderate	0	0	0	0
Non Low Moderate	0	0	0	0
Total	0	0	0	0

Percent Low/Mod

Annual Accomplishments

No data returned for this view. This might be because the applied filter excludes all data.



U.S. Department of Housing and Urban Development
Office of Community Planning and Development
Integrated Disbursement and Information System
CDBG Activity Summary Report (GPR) for Program Year 2020
FORT WORTH

Date: 30-Nov-2021
Time: 13:39
Page: 191

PGM Year: 2020
Project: 0009 - 20-21 Youth Services
IDIS Activity: 7591 - 20-21 CDBG-CV3 Fortress {103166-9919W2}

Status: Open
Location: 1007 E Terrell Ave Fort Worth, TX 76104-3747

Objective: Create suitable living environments
Outcome: Availability/accessibility
Matrix Code: Youth Services (05D)

National Objective: LMC

Activity to prevent, prepare for, and respond to Coronavirus: Yes

Initial Funding Date: 06/12/2021

Description:

The Program will provide after school and summer services to Historic Southside residents/students in Fort Worth.

The goal of the program is to provide a safe place for students to be supported academically and social-emotionally.

The program responds to the COVID-19 Pandemic by providing free after school care for parents, by providing meals and fresh produce for families who are food-insecure, and by helping counteract the declines in academic achievement due to prolonged distance learning.

These services will include transportation from Van Zandt-Guinn elementary to our building qualified teachers to support homework help and reading labs, nutritious snacks and dinner, STEAM activities, and social-emotional learning.

Financing

	Fund Type	Grant Year	Grant	Funded Amount	Drawn In Program Year	Drawn Thru Program Year
CDBG	EN	2020	B20MW480010	\$45,000.00	\$26,013.86	\$26,013.86
Total	Total			\$45,000.00	\$26,013.86	\$26,013.86

Proposed Accomplishments

People (General) : 65

Actual Accomplishments

Number assisted:

	Owner		Renter		Total		Person	
	Total	Hispanic	Total	Hispanic	Total	Hispanic	Total	Hispanic
White:	0	0	0	0	0	0	6	6
Black/African American:	0	0	0	0	0	0	27	0
Asian:	0	0	0	0	0	0	0	0
American Indian/Alaskan Native:	0	0	0	0	0	0	0	0
Native Hawaiian/Other Pacific Islander:	0	0	0	0	0	0	0	0
American Indian/Alaskan Native & White:	0	0	0	0	0	0	0	0
Asian White:	0	0	0	0	0	0	0	0
Black/African American & White:	0	0	0	0	0	0	1	0
American Indian/Alaskan Native & Black/African American:	0	0	0	0	0	0	0	0
Other multi-racial:	0	0	0	0	0	0	0	0



U.S. Department of Housing and Urban Development
Office of Community Planning and Development
Integrated Disbursement and Information System
CDBG Activity Summary Report (GPR) for Program Year 2020
FORT WORTH

Date: 30-Nov-2021
Time: 13:39
Page: 192

Asian/Pacific Islander:	0	0	0	0	0	0	0	0
Hispanic:	0	0	0	0	0	0	0	0
Total:	0	0	0	0	0	0	34	6
Female-headed Households:	0		0		0			

Income Category:

	Owner	Renter	Total	Person
Extremely Low	0	0	0	16
Low Mod	0	0	0	14
Moderate	0	0	0	1
Non Low Moderate	0	0	0	3
Total	0	0	0	34
Percent Low/Mod				91.2%

Annual Accomplishments

Years	Accomplishment Narrative	# Benefitting
2020	The Program will provide after school and summer services to Historic Southside residents/students in Fort Worth. The goal of the program is to provide a safe place for students to be supported academically and social-emotionally. The program responds to the COVID-19 Pandemic by providing free after school care for parents, by providing meals and fresh produce for families who are food-insecure, and by helping counteract the declines in academic achievement due to prolonged distance learning. These services will include transportation from Van Zandt-Guinn elementary to our building qualified teachers to support homework help and reading labs, nutritious snacks and dinner, STEAM activities, and social-emotional learning.	



U.S. Department of Housing and Urban Development
Office of Community Planning and Development
Integrated Disbursement and Information System
CDBG Activity Summary Report (GPR) for Program Year 2020
FORT WORTH

Date: 30-Nov-2021
Time: 13:39
Page: 193

PGM Year:	2020		
Project:	0009 - 20-21 Youth Services		
IDIS Activity:	7592 - 20-21 CDBG-CV3 Literacy United{103166-9919W4}		
Status:	Open	Objective:	Create suitable living environments
Location:	3145 McCart Ave Fort Worth, TX 76110-3629	Outcome:	Availability/accessibility
		Matrix Code:	Youth Services (05D)
		National Objective:	LMC

Activity to prevent, prepare for, and respond to Coronavirus: Yes

Initial Funding Date: 06/14/2021

Description:

The Program will provide one-on-one literacy intervention services to "at-risk" K-12 children with academic disabilities living in poverty with most of these children being minorities. The goal of the program is to improve the reading skills of our students until each student reaches a reading and comprehension level that is commensurate with or exceeds their own grade level.

Financing

	Fund Type	Grant Year	Grant	Funded Amount	Drawn In Program Year	Drawn Thru Program Year
CDBG	EN	2020	B20MW480010	\$45,000.00	\$30,907.60	\$30,907.60
Total	Total			\$45,000.00	\$30,907.60	\$30,907.60

Proposed Accomplishments

People (General) : 30

Actual Accomplishments

Number assisted:

	Owner		Renter		Total		Person	
	Total	Hispanic	Total	Hispanic	Total	Hispanic	Total	Hispanic
White:	0	0	0	0	0	0	6	0
Black/African American:	0	0	0	0	0	0	2	0
Asian:	0	0	0	0	0	0	0	0
American Indian/Alaskan Native:	0	0	0	0	0	0	0	0
Native Hawaiian/Other Pacific Islander:	0	0	0	0	0	0	0	0
American Indian/Alaskan Native & White:	0	0	0	0	0	0	0	0
Asian White:	0	0	0	0	0	0	0	0
Black/African American & White:	0	0	0	0	0	0	0	0
American Indian/Alaskan Native & Black/African American:	0	0	0	0	0	0	0	0
Other multi-racial:	0	0	0	0	0	0	0	0
Asian/Pacific Islander:	0	0	0	0	0	0	0	0
Hispanic:	0	0	0	0	0	0	0	0



U.S. Department of Housing and Urban Development
Office of Community Planning and Development
Integrated Disbursement and Information System
CDBG Activity Summary Report (GPR) for Program Year 2020
FORT WORTH

Date: 30-Nov-2021
Time: 13:39
Page: 194

Total: 0 0 0 0 0 0 8 0

Female-headed Households: 0 0 0 0

Income Category:

	Owner	Renter	Total	Person
Extremely Low	0	0	0	0
Low Mod	0	0	0	1
Moderate	0	0	0	3
Non Low Moderate	0	0	0	4
Total	0	0	0	8
Percent Low/Mod				50.0%

Annual Accomplishments

Years	Accomplishment Narrative	# Benefitting
2020	From Jan through June of program year improved the reading skills of 8 students to reach a reading and comprehension level that is commensurate with or exceeds their own grade level.	



U.S. Department of Housing and Urban Development
Office of Community Planning and Development
Integrated Disbursement and Information System
CDBG Activity Summary Report (GPR) for Program Year 2020
FORT WORTH

Date: 30-Nov-2021
Time: 13:39
Page: 195

PGM Year: 2020
Project: 0009 - 20-21 Youth Services
IDIS Activity: 7593 - 20-21 CDBG-CV3 Rivertree Academy {103166-9919W5}

Status: Open
Location: 5439 Bonnell Ave Fort Worth, TX 76107-6713

Objective: Create suitable living environments
Outcome: Availability/accessibility
Matrix Code: Youth Services (05D)

National Objective: LMC

Activity to prevent, prepare for, and respond to Coronavirus: Yes

Initial Funding Date: 06/14/2021

Description:

The Program will provide tutoring and virtual learning services 4th and 5th grade students in Fort Worth.

The goal of the program is to provide students an individualized education that meets our students' unique needs and shows them that their current circumstances do not dictate their future -- even, and especially, in the midst of the COVID-19 pandemic Rivertree's academic data has revealed an increased gap of knowledge in core content areas due to the loss of face-to-face instruction during the last term of the 2019-2020 school year as a result of the COVID-19 pandemic.

Financing

	Fund Type	Grant Year	Grant	Funded Amount	Drawn In Program Year	Drawn Thru Program Year
CDBG	EN	2020	B20MW480010	\$45,000.00	\$11,115.57	\$11,115.57
Total	Total			\$45,000.00	\$11,115.57	\$11,115.57

Proposed Accomplishments

People (General) : 21

Actual Accomplishments

Number assisted:

	Owner		Renter		Total		Person	
	Total	Hispanic	Total	Hispanic	Total	Hispanic	Total	Hispanic
White:	0	0	0	0	0	0	5	5
Black/African American:	0	0	0	0	0	0	6	0
Asian:	0	0	0	0	0	0	0	0
American Indian/Alaskan Native:	0	0	0	0	0	0	0	0
Native Hawaiian/Other Pacific Islander:	0	0	0	0	0	0	0	0
American Indian/Alaskan Native & White:	0	0	0	0	0	0	1	0
Asian White:	0	0	0	0	0	0	0	0
Black/African American & White:	0	0	0	0	0	0	0	0
American Indian/Alaskan Native & Black/African American:	0	0	0	0	0	0	0	0
Other multi-racial:	0	0	0	0	0	0	0	0
Asian/Pacific Islander:	0	0	0	0	0	0	0	0



U.S. Department of Housing and Urban Development
 Office of Community Planning and Development
 Integrated Disbursement and Information System
 CDBG Activity Summary Report (GPR) for Program Year 2020
 FORT WORTH

Date: 30-Nov-2021
 Time: 13:39
 Page: 196

Hispanic:	0	0	0	0	0	0	0	0
Total:	0	0	0	0	0	0	12	5

Female-headed Households:	0	0	0
---------------------------	---	---	---

Income Category:

	Owner	Renter	Total	Person
Extremely Low	0	0	0	7
Low Mod	0	0	0	3
Moderate	0	0	0	1
Non Low Moderate	0	0	0	1
Total	0	0	0	12
Percent Low/Mod				91.7%

Annual Accomplishments

Years	Accomplishment Narrative	# Benefitting
2020	provided tutoring and virtual learning services for 12 students in the 4th and 5th grade in Fort Worth.	



U.S. Department of Housing and Urban Development
Office of Community Planning and Development
Integrated Disbursement and Information System
CDBG Activity Summary Report (GPR) for Program Year 2020
FORT WORTH

Date: 30-Nov-2021
Time: 13:39
Page: 197

PGM Year:	2019				
Project:	0018 - CDBG CV-Poverty Reduction and Household Stabilization				
IDIS Activity:	7594 - 20-21 CDBG-CV3 Recovery Resource Council - Employment Support {103166-9919U9}				
Status:	Open	Objective:	Provide decent affordable housing		
Location:	2700 Airport Fwy Fort Worth, TX 76111-2332	Outcome:	Availability/accessibility		
		Matrix Code:	Substance Abuse Services (05F)	National Objective:	LMC

Activity to prevent, prepare for, and respond to Coronavirus: Yes

Initial Funding Date: 06/14/2021

Description:

The Program will provide an array of services that establish and maintain recovery through the use of peer-support and peer-leadership including: peer support groups; planning and facilitating activities that foster recovery and self-sufficiency to Permanent Supportive Housing adult clients in Fort Worth. The goal of the program is to help people with mental illnesses and/or substance abuse disorders discover paths of self-sufficiency and recovery rather than disability and dependence.

The plan to respond to COVID with the program, New Start and New Hope programs is to provide permanent supportive housing to our clients which help to eliminate the spread of COVID-19.

Financing

	Fund Type	Grant Year	Grant	Funded Amount	Drawn In Program Year	Drawn Thru Program Year
CDBG	EN	2020	B20MW480010	\$75,000.00	\$0.00	\$0.00
Total	Total			\$75,000.00	\$0.00	\$0.00

Proposed Accomplishments

People (General) : 66

Actual Accomplishments

Number assisted:

	Owner		Renter		Total		Person	
	Total	Hispanic	Total	Hispanic	Total	Hispanic	Total	Hispanic
White:	0	0	0	0	0	0	0	0
Black/African American:	0	0	0	0	0	0	0	0
Asian:	0	0	0	0	0	0	0	0
American Indian/Alaskan Native:	0	0	0	0	0	0	0	0
Native Hawaiian/Other Pacific Islander:	0	0	0	0	0	0	0	0
American Indian/Alaskan Native & White:	0	0	0	0	0	0	0	0
Asian White:	0	0	0	0	0	0	0	0
Black/African American & White:	0	0	0	0	0	0	0	0
American Indian/Alaskan Native & Black/African American:	0	0	0	0	0	0	0	0
Other multi-racial:	0	0	0	0	0	0	0	0



U.S. Department of Housing and Urban Development
Office of Community Planning and Development
Integrated Disbursement and Information System
CDBG Activity Summary Report (GPR) for Program Year 2020
FORT WORTH

Date: 30-Nov-2021
Time: 13:39
Page: 198

Asian/Pacific Islander:	0	0	0	0	0	0	0	0
Hispanic:	0	0	0	0	0	0	0	0
Total:	0	0	0	0	0	0	0	0
Female-headed Households:	0		0		0			

Income Category:

	Owner	Renter	Total	Person
Extremely Low	0	0	0	0
Low Mod	0	0	0	0
Moderate	0	0	0	0
Non Low Moderate	0	0	0	0
Total	0	0	0	0

Percent Low/Mod

Annual Accomplishments

No data returned for this view. This might be because the applied filter excludes all data.



U.S. Department of Housing and Urban Development
Office of Community Planning and Development
Integrated Disbursement and Information System
CDBG Activity Summary Report (GPR) for Program Year 2020
FORT WORTH

Date: 30-Nov-2021
Time: 13:39
Page: 199

PGM Year:	2019				
Project:	0018 - CDBG CV-Poverty Reduction and Household Stabilization				
IDIS Activity:	7595 - 20-21 CDBG-CV3 The Ladder Alliance - Employment Services {103166-991922}				
Status:	Open	Objective:	Create economic opportunities		
Location:	1100 Hemphill St Ste 302 Fort Worth, TX 76104-4675	Outcome:	Sustainability		
		Matrix Code:	Employment Training (05H)	National Objective:	LMC

Activity to prevent, prepare for, and respond to Coronavirus: Yes

Initial Funding Date: 06/14/2021

Description:

The Program will provide Basic Computer Skills Training (BCST), Professional Office Skills Training (POST), and Microsoft Office Specialist Training (MOST) to Spanish speaking individuals who are seeking job development, employment skills to respond to the detrimental effects COVID-19 has had in Fort Worth. The goal of the program is to serve approximately 83-100 students.

The Program responds to the COVID-19 Pandemic by providing virtual classes and supplying students with laptops and hotspots to minimize and issues of digital divide among our students.

Financing

	Fund Type	Grant Year	Grant	Funded Amount	Drawn In Program Year	Drawn Thru Program Year
CDBG	EN	2020	B20MW480010	\$200,000.00	\$49,129.67	\$49,129.67
Total	Total			\$200,000.00	\$49,129.67	\$49,129.67

Proposed Accomplishments

People (General) : 83

Actual Accomplishments

Number assisted:

	Owner		Renter		Total		Person	
	Total	Hispanic	Total	Hispanic	Total	Hispanic	Total	Hispanic
White:	0	0	0	0	0	0	5	5
Black/African American:	0	0	0	0	0	0	0	0
Asian:	0	0	0	0	0	0	0	0
American Indian/Alaskan Native:	0	0	0	0	0	0	0	0
Native Hawaiian/Other Pacific Islander:	0	0	0	0	0	0	0	0
American Indian/Alaskan Native & White:	0	0	0	0	0	0	0	0
Asian White:	0	0	0	0	0	0	0	0
Black/African American & White:	0	0	0	0	0	0	0	0
American Indian/Alaskan Native & Black/African American:	0	0	0	0	0	0	0	0
Other multi-racial:	0	0	0	0	0	0	0	0



U.S. Department of Housing and Urban Development
Office of Community Planning and Development
Integrated Disbursement and Information System
CDBG Activity Summary Report (GPR) for Program Year 2020
FORT WORTH

Date: 30-Nov-2021
Time: 13:39
Page: 200

Asian/Pacific Islander:	0	0	0	0	0	0	0	0
Hispanic:	0	0	0	0	0	0	0	0
Total:	0	0	0	0	0	0	5	5
Female-headed Households:	0		0		0			

Income Category:

	Owner	Renter	Total	Person
Extremely Low	0	0	0	2
Low Mod	0	0	0	2
Moderate	0	0	0	1
Non Low Moderate	0	0	0	0
Total	0	0	0	5
Percent Low/Mod				100.0%

Annual Accomplishments

Years	Accomplishment Narrative	# Benefitting
2020	<p>The Program will provide Basic Computer Skills Training (BCST), Professional Office Skills Training (POST), and Microsoft Office Specialist Training (MOST) to Spanish speaking individuals who are seeking job development, employment skills to respond to the detrimental effects COVID-19 has had in Fort Worth.</p> <p>The goal of the program is to serve approximately 83-100 students. The Program responds to the COVID-19 Pandemic by providing virtual classes and supplying students with laptops and hotspots to minimize and issues of digital divide among our students.</p>	



U.S. Department of Housing and Urban Development
Office of Community Planning and Development
Integrated Disbursement and Information System
CDBG Activity Summary Report (GPR) for Program Year 2020
FORT WORTH

Date: 30-Nov-2021
Time: 13:39
Page: 201

PGM Year:	2019				
Project:	0020 - CDBG-CV Affordable Housing				
IDIS Activity:	7596 - 19-20 CDBG-CV3 Tarrant County Samaritan Housing - Emergency Rental Assistance {103166-9919U5}				
Status:	Open	Objective:	Provide decent affordable housing		
Location:	929 Hemphill St Fort Worth, TX 76104-3126	Outcome:	Affordability		
		Matrix Code:	Other Public Services Not Listed in 05A-05Y, 03T (05Z)	National Objective:	LMC

Activity to prevent, prepare for, and respond to Coronavirus: Yes

Initial Funding Date: 06/15/2021

Description:
The Program will provide residents Short-Term Rental and Mortgage Assistance and Homeless Prevention for those Fort Worth households affected by COVID-19.
The program will provide payments rent or mortgage assistance for up to six (6) months with a maximum of 60 days in arrears.

	Fund Type	Grant Year	Grant	Funded Amount	Drawn In Program Year	Drawn Thru Program Year
CDBG	EN	2020	B20MW480010	\$200,000.00	\$0.00	\$0.00
Total	Total			\$200,000.00	\$0.00	\$0.00

Proposed Accomplishments

People (General) : 40

Actual Accomplishments

Number assisted:

	Owner		Renter		Total		Person	
	Total	Hispanic	Total	Hispanic	Total	Hispanic	Total	Hispanic
White:	0	0	0	0	0	0	13	11
Black/African American:	0	0	0	0	0	0	42	0
Asian:	0	0	0	0	0	0	0	0
American Indian/Alaskan Native:	0	0	0	0	0	0	0	0
Native Hawaiian/Other Pacific Islander:	0	0	0	0	0	0	0	0
American Indian/Alaskan Native & White:	0	0	0	0	0	0	0	0
Asian White:	0	0	0	0	0	0	0	0
Black/African American & White:	0	0	0	0	0	0	1	0
American Indian/Alaskan Native & Black/African American:	0	0	0	0	0	0	0	0
Other multi-racial:	0	0	0	0	0	0	3	0
Asian/Pacific Islander:	0	0	0	0	0	0	0	0
Hispanic:	0	0	0	0	0	0	0	0



U.S. Department of Housing and Urban Development
Office of Community Planning and Development
Integrated Disbursement and Information System
CDBG Activity Summary Report (GPR) for Program Year 2020
FORT WORTH

Date: 30-Nov-2021
Time: 13:39
Page: 202

Total: 0 0 0 0 0 0 59 11

Female-headed Households: 0 0 0

Income Category:

	Owner	Renter	Total	Person
Extremely Low	0	0	0	57
Low Mod	0	0	0	2
Moderate	0	0	0	0
Non Low Moderate	0	0	0	0
Total	0	0	0	59
Percent Low/Mod				100.0%

Annual Accomplishments

Years	Accomplishment Narrative	# Benefitting
2020	The Program will provide residents Short-Term Rental and Mortgage Assistance and Homeless Prevention for those Fort Worth households affected by COVID-19. The program will provide payments rent or mortgage assistance for up to six (6) months with a maximum of 60 days in arrears.	



U.S. Department of Housing and Urban Development
Office of Community Planning and Development
Integrated Disbursement and Information System
CDBG Activity Summary Report (GPR) for Program Year 2020
FORT WORTH

Date: 30-Nov-2021
Time: 13:39
Page: 203

PGM Year:	2019		
Project:	0020 - CDBG-CV Affordable Housing		
IDIS Activity:	7597 - 19-20 CDBG-CV3 -Volunteers of America - Emergency Rental Assistance {103166-9919W0}		
Status:	Open	Objective:	Provide decent affordable housing
Location:	2401 Scott Ave Fort Worth, TX 76103-2228	Outcome:	Affordability
		Matrix Code:	Other Public Services Not Listed in 05A-05Y, 03T (05Z)
		National Objective:	LMC

Activity to prevent, prepare for, and respond to Coronavirus: Yes

Initial Funding Date: 06/15/2021

Description:

The Program will provide Short-Term Emergency Rental Assistance to individuals and families who reside or began experiencing homelessness in the City of Fort Worth.

The goal of the program is to assistance program participants maintain housing and not return to homelessness after Program exit.

The Program responds to the COVID-19 Pandemic by providing rental assistance to the City of Fort Worth families and individuals who can demonstrate they were economically impacted by the Pandemic.

Financing

	Fund Type	Grant Year	Grant	Funded Amount	Drawn In Program Year	Drawn Thru Program Year
CDBG	EN	2020	B20MW480010	\$75,000.00	\$17,977.64	\$17,977.64
Total	Total			\$75,000.00	\$17,977.64	\$17,977.64

Proposed Accomplishments

People (General) : 20

Actual Accomplishments

Number assisted:

	Owner		Renter		Total		Person	
	Total	Hispanic	Total	Hispanic	Total	Hispanic	Total	Hispanic
White:	0	0	0	0	0	0		0
Black/African American:	0	0	0	0	0	0	0	0
Asian:	0	0	0	0	0	0	0	0
American Indian/Alaskan Native:	0	0	0	0	0	0	0	0
Native Hawaiian/Other Pacific Islander:	0	0	0	0	0	0	0	0
American Indian/Alaskan Native & White:	0	0	0	0	0	0	0	0
Asian White:	0	0	0	0	0	0	0	0
Black/African American & White:	0	0	0	0	0	0	0	0
American Indian/Alaskan Native & Black/African American:	0	0	0	0	0	0	0	0
Other multi-racial:	0	0	0	0	0	0	0	0
Asian/Pacific Islander:	0	0	0	0	0	0	0	0



U.S. Department of Housing and Urban Development
Office of Community Planning and Development
Integrated Disbursement and Information System
CDBG Activity Summary Report (GPR) for Program Year 2020
FORT WORTH

Date: 30-Nov-2021
Time: 13:39
Page: 204

Hispanic:	0	0	0	0	0	0	0	0
Total:	0	0	0	0	0	0	0	0

Female-headed Households:	0	0	0
---------------------------	---	---	---

Income Category:

	Owner	Renter	Total	Person
Extremely Low	0	0	0	0
Low Mod	0	0	0	0
Moderate	0	0	0	0
Non Low Moderate	0	0	0	0
Total	0	0	0	0

Percent Low/Mod

Annual Accomplishments

No data returned for this view. This might be because the applied filter excludes all data.



U.S. Department of Housing and Urban Development
Office of Community Planning and Development
Integrated Disbursement and Information System
CDBG Activity Summary Report (GPR) for Program Year 2020
FORT WORTH

Date: 30-Nov-2021
Time: 13:39
Page: 205

PGM Year: 2019
Project: 0005 - 19-20 Accessibility Improvements
IDIS Activity: 7602 - 19-20 Gragg Childcare Facility Improvements Project

Status: Open
Location: 2400 E 1st St Fort Worth, TX 76111-1154

Objective: Create suitable living environments
Outcome: Availability/accessibility
Matrix Code: Child Care Centers (03M)

National Objective: LMC

Activity to prevent, prepare for, and respond to Coronavirus: No

Initial Funding Date: 07/09/2021

Description:

A total of \$500,000 in CDBG program income funds have been allocated for improvements to the Gragg Childcare Facility for the rehabilitation of a community facility for early childhood.

The Gragg Childhood Development Center was built in 1996 and contains approximately 9,200 square feet.

The facility serves approximately 61 children in Head Start and Early Head Start programs.

The improvements will allow Childcare Associates to add approximately 16 to 24 additional 0-3 year olds served with Early Head Start. Possible improvements include but are not limited to the addition of more classrooms and restrooms, replacement of single pane windows with energy efficient windows, roof repairs, addition of gutter drains, replacement of flooring and rubber base, interior and exterior ADA accessibility improvements, replacement of water heaters, replacement or upgrade of existing fire alarmsuppression, mechanical, HVAC, electrical, lighting and plumbing fixtures and systems.

Financing

	Fund Type	Grant Year	Grant	Funded Amount	Drawn In Program Year	Drawn Thru Program Year
CDBG	LA	2014	B14MC480010	\$425.94	\$0.00	\$0.00
		2015	B15MC480010	\$499,574.06	\$0.00	\$0.00
Total	Total			\$500,000.00	\$0.00	\$0.00

Proposed Accomplishments

Public Facilities : 85

Actual Accomplishments

Number assisted:

	Owner		Renter		Total		Person	
	Total	Hispanic	Total	Hispanic	Total	Hispanic	Total	Hispanic
White:	0	0	0	0	0	0		0
Black/African American:	0	0	0	0	0	0	0	0
Asian:	0	0	0	0	0	0	0	0
American Indian/Alaskan Native:	0	0	0	0	0	0	0	0
Native Hawaiian/Other Pacific Islander:	0	0	0	0	0	0	0	0
American Indian/Alaskan Native & White:	0	0	0	0	0	0	0	0
Asian White:	0	0	0	0	0	0	0	0



U.S. Department of Housing and Urban Development
Office of Community Planning and Development
Integrated Disbursement and Information System
CDBG Activity Summary Report (GPR) for Program Year 2020
FORT WORTH

Date: 30-Nov-2021
Time: 13:39
Page: 206

Black/African American & White:	0	0	0	0	0	0	0	0
American Indian/Alaskan Native & Black/African American:	0	0	0	0	0	0	0	0
Other multi-racial:	0	0	0	0	0	0	0	0
Asian/Pacific Islander:	0	0	0	0	0	0	0	0
Hispanic:	0	0	0	0	0	0	0	0
Total:	0	0	0	0	0	0	0	0

Female-headed Households: 0 0 0 0

Income Category:

	Owner	Renter	Total	Person
Extremely Low	0	0	0	0
Low Mod	0	0	0	0
Moderate	0	0	0	0
Non Low Moderate	0	0	0	0
Total	0	0	0	0
Percent Low/Mod				

Annual Accomplishments

No data returned for this view. This might be because the applied filter excludes all data.



U.S. Department of Housing and Urban Development
Office of Community Planning and Development
Integrated Disbursement and Information System
CDBG Activity Summary Report (GPR) for Program Year 2020
FORT WORTH

Date: 30-Nov-2021
Time: 13:39
Page: 207

PGM Year:	2019				
Project:	0012 - 19-20 CDBG Homeless Services				
IDIS Activity:	7603 - 19-20 Salvation Army Shelter Rehabilitation Project				
Status:	Open	Objective:	Create suitable living environments		
Location:	1855 E Lancaster Ave Fort Worth, TX 76103-2123	Outcome:	Availability/accessibility		
		Matrix Code:	Homeless Facilities (not operating costs) (03C)	National Objective:	LMC

Activity to prevent, prepare for, and respond to Coronavirus: No

Initial Funding Date: 07/09/2021

Description:

A total of \$754,302.80 in CDBG program income funds have been allocated for the rehabilitation work at the Salvation Army, Mabee Center, located at 1855 East Lancaster Avenue, Fort Worth, TX 76103.

The work will include the renovation of both emergency shelters, restrooms and other 1st floor common areas that are utilized by the emergency shelter families.

The proposed project will benefit homeless Fort Worth families and between 500 to 700 individuals per year. Grant funds will be used specifically for construction costs associated with the rehab work at the shelters.

The proposed work will consist of the rehab of two dormitory-style family shelters, restrooms, building entrance, check-in area, three separate family rooms and one ADA family room.

Financing

	Fund Type	Grant Year	Grant	Funded Amount	Drawn In Program Year	Drawn Thru Program Year
CDBG	LA	2013	B13MC480010	\$49,297.54	\$0.00	\$0.00
		2014	B14MC480010	\$705,005.26	\$0.00	\$0.00
Total	Total			\$754,302.80	\$0.00	\$0.00

Proposed Accomplishments

Public Facilities : 500

Actual Accomplishments

Number assisted:

	Owner		Renter		Total		Person	
	Total	Hispanic	Total	Hispanic	Total	Hispanic	Total	Hispanic
White:	0	0	0	0	0	0		0
Black/African American:	0	0	0	0	0	0	0	0
Asian:	0	0	0	0	0	0	0	0
American Indian/Alaskan Native:	0	0	0	0	0	0	0	0
Native Hawaiian/Other Pacific Islander:	0	0	0	0	0	0	0	0
American Indian/Alaskan Native & White:	0	0	0	0	0	0	0	0
Asian White:	0	0	0	0	0	0	0	0
Black/African American & White:	0	0	0	0	0	0	0	0
American Indian/Alaskan Native & Black/African American:	0	0	0	0	0	0	0	0



U.S. Department of Housing and Urban Development
Office of Community Planning and Development
Integrated Disbursement and Information System
CDBG Activity Summary Report (GPR) for Program Year 2020
FORT WORTH

Date: 30-Nov-2021
Time: 13:39
Page: 208

Other multi-racial:	0	0	0	0	0	0	0	0
Asian/Pacific Islander:	0	0	0	0	0	0	0	0
Hispanic:	0	0	0	0	0	0	0	0
Total:	0	0	0	0	0	0	0	0

Female-headed Households:	0		0		0			
---------------------------	---	--	---	--	---	--	--	--

Income Category:

	Owner	Renter	Total	Person
Extremely Low	0	0	0	0
Low Mod	0	0	0	0
Moderate	0	0	0	0
Non Low Moderate	0	0	0	0
Total	0	0	0	0

Percent Low/Mod

Annual Accomplishments

No data returned for this view. This might be because the applied filter excludes all data.



U.S. Department of Housing and Urban Development
Office of Community Planning and Development
Integrated Disbursement and Information System
CDBG Activity Summary Report (GPR) for Program Year 2020
FORT WORTH

Date: 30-Nov-2021
Time: 13:39
Page: 209

PGM Year:	2019		
Project:	0006 - 19-20 Poverty Reduction Programs		
IDIS Activity:	7615 - 19-20 Tarrant Area Food Bank RED Bus Program {102361-9919D9}		
Status:	Open	Objective:	Create suitable living environments
Location:	2600 Cullen St Fort Worth, TX 76107-1302	Outcome:	Availability/accessibility
		Matrix Code:	Food Banks (05W)
		National Objective:	LMA

Activity to prevent, prepare for, and respond to Coronavirus: Yes

Initial Funding Date: 08/19/2021

Description:

The RED Bus Program will take the food bank's service directly to those most in need.

At the heart of the program is a mobile service delivery unit - a specialty built vehicle, which provides space for the display of grocery items and office space for staff.

Utilizing this vehicle, TAFB will provide (1) emergency food distribution; (2) nutrition education; and (3) assistance for enrollment of eligible families into federal benefits programs such as SNAP, TANF, CHIP and Medicaid.

Financing

	Fund Type	Grant Year	Grant	Funded Amount	Drawn In Program Year	Drawn Thru Program Year
CDBG	EN	2019	B19MC480010	\$428,640.00	\$0.00	\$0.00
Total	Total			\$428,640.00	\$0.00	\$0.00

Proposed Accomplishments

People (General) : 6,000

Total Population in Service Area: 216,880

Census Tract Percent Low / Mod: 64.06

Annual Accomplishments

No data returned for this view. This might be because the applied filter excludes all data.



U.S. Department of Housing and Urban Development
Office of Community Planning and Development
Integrated Disbursement and Information System
CDBG Activity Summary Report (GPR) for Program Year 2020
FORT WORTH

Date: 30-Nov-2021
Time: 13:39
Page: 210

Total Funded Amount:	\$33,934,625.69
Total Drawn Thru Program Year:	\$13,572,313.13
Total Drawn In Program Year:	\$9,137,668.80



Office of Community Planning and Development
U.S. Department of Housing and Urban Development
Integrated Disbursement and Information System
PR26 - CDBG Financial Summary Report
Program Year 2020
FORT WORTH , TX

DATE: 11-30-21
TIME: 9:41
PAGE: 1

Metrics

Grantee

FORT WORTH , TX

Program Year

2020

PART I: SUMMARY OF CDBG RESOURCES

01 UNEXPENDED CDBG FUNDS AT END OF PREVIOUS PROGRAM YEAR	8,490,269.43
02 ENTITLEMENT GRANT	7,410,963.00
03 SURPLUS URBAN RENEWAL	0.00
04 SECTION 108 GUARANTEED LOAN FUNDS	0.00
05 CURRENT YEAR PROGRAM INCOME	42,907.10
05a CURRENT YEAR SECTION 108 PROGRAM INCOME (FOR SI TYPE)	0.00
06 FUNDS RETURNED TO THE LINE-OF-CREDIT	0.00
06a FUNDS RETURNED TO THE LOCAL CDBG ACCOUNT	0.00
07 ADJUSTMENT TO COMPUTE TOTAL AVAILABLE	0.00
08 TOTAL AVAILABLE (SUM, LINES 01-07)	15,944,139.53

PART II: SUMMARY OF CDBG EXPENDITURES

09 DISBURSEMENTS OTHER THAN SECTION 108 REPAYMENTS AND PLANNING/ADMINISTRATION	5,565,135.11
10 ADJUSTMENT TO COMPUTE TOTAL AMOUNT SUBJECT TO LOW/MOD BENEFIT	0.00
11 AMOUNT SUBJECT TO LOW/MOD BENEFIT (LINE 09 + LINE 10)	5,565,135.11
12 DISBURSED IN IDIS FOR PLANNING/ADMINISTRATION	1,129,846.36
13 DISBURSED IN IDIS FOR SECTION 108 REPAYMENTS	0.00
14 ADJUSTMENT TO COMPUTE TOTAL EXPENDITURES	0.00
15 TOTAL EXPENDITURES (SUM, LINES 11-14)	6,694,981.47
16 UNEXPENDED BALANCE (LINE 08 - LINE 15)	9,249,158.06

PART III: LOWMOD BENEFIT THIS REPORTING PERIOD

17 EXPENDED FOR LOW/MOD HOUSING IN SPECIAL AREAS	0.00
18 EXPENDED FOR LOW/MOD MULTI-UNIT HOUSING	0.00
19 DISBURSED FOR OTHER LOW/MOD ACTIVITIES	5,565,135.11
20 ADJUSTMENT TO COMPUTE TOTAL LOW/MOD CREDIT	0.00
21 TOTAL LOW/MOD CREDIT (SUM, LINES 17-20)	5,565,135.11
22 PERCENT LOW/MOD CREDIT (LINE 21/LINE 11)	100.00%

LOW/MOD BENEFIT FOR MULTI-YEAR CERTIFICATIONS

23 PROGRAM YEARS(PY) COVERED IN CERTIFICATION	PY: 2020 PY: PY:
24 CUMULATIVE NET EXPENDITURES SUBJECT TO LOW/MOD BENEFIT CALCULATION	0.00
25 CUMULATIVE EXPENDITURES BENEFITING LOW/MOD PERSONS	0.00
26 PERCENT BENEFIT TO LOW/MOD PERSONS (LINE 25/LINE 24)	0.00%

PART IV: PUBLIC SERVICE (PS) CAP CALCULATIONS

27 DISBURSED IN IDIS FOR PUBLIC SERVICES	857,619.29
28 PS UNLIQUIDATED OBLIGATIONS AT END OF CURRENT PROGRAM YEAR	623,580.17

29	PS UNLIQUIDATED OBLIGATIONS AT END OF PREVIOUS PROGRAM YEAR	0.00
30	ADJUSTMENT TO COMPUTE TOTAL PS OBLIGATIONS	0.00
31	TOTAL PS OBLIGATIONS (LINE 27 + LINE 28 - LINE 29 + LINE 30)	1,481,199.46
32	ENTITLEMENT GRANT	7,410,963.00
33	PRIOR YEAR PROGRAM INCOME	713,768.04
34	ADJUSTMENT TO COMPUTE TOTAL SUBJECT TO PS CAP	0.00
35	TOTAL SUBJECT TO PS CAP (SUM, LINES 32-34)	8,124,731.04
36	PERCENT FUNDS OBLIGATED FOR PS ACTIVITIES (LINE 31/LINE 35)	18.23%
PART V: PLANNING AND ADMINISTRATION (PA) CAP		
37	DISBURSED IN IDIS FOR PLANNING/ADMINISTRATION	1,129,846.36
38	PA UNLIQUIDATED OBLIGATIONS AT END OF CURRENT PROGRAM YEAR	0.00
39	PA UNLIQUIDATED OBLIGATIONS AT END OF PREVIOUS PROGRAM YEAR	0.00
40	ADJUSTMENT TO COMPUTE TOTAL PA OBLIGATIONS	0.00
41	TOTAL PA OBLIGATIONS (LINE 37 + LINE 38 - LINE 39 +LINE 40)	1,129,846.36
42	ENTITLEMENT GRANT	7,410,963.00
43	CURRENT YEAR PROGRAM INCOME	42,907.10
44	ADJUSTMENT TO COMPUTE TOTAL SUBJECT TO PA CAP	0.00
45	TOTAL SUBJECT TO PA CAP (SUM, LINES 42-44)	7,453,870.10
46	PERCENT FUNDS OBLIGATED FOR PA ACTIVITIES (LINE 41/LINE 45)	15.16%

LINE 17 DETAIL: ACTIVITIES TO CONSIDER IN DETERMINING THE AMOUNT TO ENTER ON LINE 17

Report returned no data.

LINE 18 DETAIL: ACTIVITIES TO CONSIDER IN DETERMINING THE AMOUNT TO ENTER ON LINE 18

Report returned no data.

LINE 19 DETAIL: ACTIVITIES INCLUDED IN THE COMPUTATION OF LINE 19

Plan Year	IDIS Project	IDIS Activity	Voucher Number	Activity Name	Matrix Code	National Objective	Drawn Amount
2018	13	7571	6540134	Presbyterian Night Shelter Kitchen Remodel {101785-991924}	03C	LMC	\$13,200.00
					03C	Matrix Code	\$13,200.00
2010	3	7013	6464704	North Tri-Ethnic Community Center ADA Improvements {G00057-A01951}	03E	LMA	\$1,680.06
2010	3	7013	6464733	North Tri-Ethnic Community Center ADA Improvements {G00057-A01951}	03E	LMA	\$2,413.79
2010	3	7013	6464734	North Tri-Ethnic Community Center ADA Improvements {G00057-A01951}	03E	LMA	\$35,474.44
2010	3	7013	6465582	North Tri-Ethnic Community Center ADA Improvements {G00057-A01951}	03E	LMA	\$46,737.00
2010	3	7013	6494953	North Tri-Ethnic Community Center ADA Improvements {G00057-A01951}	03E	LMA	\$3,503.22
2010	3	7013	6494957	North Tri-Ethnic Community Center ADA Improvements {G00057-A01951}	03E	LMA	\$11,805.89
2010	3	7013	6494961	North Tri-Ethnic Community Center ADA Improvements {G00057-A01951}	03E	LMA	\$37,209.45
2010	3	7013	6510038	North Tri-Ethnic Community Center ADA Improvements {G00057-A01951}	03E	LMA	\$24,655.00
2010	3	7013	6510044	North Tri-Ethnic Community Center ADA Improvements {G00057-A01951}	03E	LMA	\$7,346.68
2010	3	7013	6510045	North Tri-Ethnic Community Center ADA Improvements {G00057-A01951}	03E	LMA	\$21,501.37
2014	29	7046	6464700	Northside Community Center--ADA Improvements {G00057-A01950}	03E	LMA	\$902.15
2014	29	7046	6464701	Northside Community Center--ADA Improvements {G00057-A01950}	03E	LMA	\$3,890.43

2014	29	7046	6494964	Northside Community Center--ADA Improvements {G00057-A01950}	03E	LMA	\$45,772.85
2017	25	7163	6464737	17-18 Worth Heights Community Center--ADA Improvements {101217,102361,G00037-991947,A01952,9919Q2}	03E	LMA	\$1,213.95
2017	25	7163	6464738	17-18 Worth Heights Community Center--ADA Improvements {101217,102361,G00037-991947,A01952,9919Q2}	03E	LMA	\$15,422.79
2017	25	7163	6481647	17-18 Worth Heights Community Center--ADA Improvements {101217,102361,G00037-991947,A01952,9919Q2}	03E	LMA	\$961.79
2017	25	7163	6515515	17-18 Worth Heights Community Center--ADA Improvements {101217,102361,G00037-991947,A01952,9919Q2}	03E	LMA	\$49,243.72
2017	25	7163	6516291	17-18 Worth Heights Community Center--ADA Improvements {101217,102361,G00037-991947,A01952,9919Q2}	03E	LMA	\$2,850.88
2019	5	7387	6464736	19-20 Southside Community Center--ADA Improvements {102361-A01953}	03E	LMA	\$5,066.57
2019	5	7387	6508345	19-20 Southside Community Center--ADA Improvements {102361-A01953}	03E	LMA	\$20,332.09
					03E	Matrix Code I	\$337,984.12
2015	7	7442	6464690	Capps Park Improvements {G00037,G00259,100000-A01923}	03F	LMA	\$197.00
2015	7	7442	6478383	Capps Park Improvements {G00037,G00259,100000-A01923}	03F	LMA	\$72,512.71
2015	7	7442	6478385	Capps Park Improvements {G00037,G00259,100000-A01923}	03F	LMA	\$5,287.79
2015	7	7442	6481277	Capps Park Improvements {G00037,G00259,100000-A01923}	03F	LMA	\$52,018.95
2015	7	7442	6481278	Capps Park Improvements {G00037,G00259,100000-A01923}	03F	LMA	\$47,309.60
2015	7	7442	6535511	Capps Park Improvements {G00037,G00259,100000-A01923}	03F	LMA	\$14,666.89
2016	7	7341	6464075	South Z Boaz Improvements Project {100621 & 102691-A01922}	03F	LMA	\$197.00
2016	7	7341	6464687	South Z Boaz Improvements Project {100621 & 102691-A01922}	03F	LMA	\$2,126.67
2016	7	7341	6481279	South Z Boaz Improvements Project {100621 & 102691-A01922}	03F	LMA	\$26,672.27
2016	7	7341	6481280	South Z Boaz Improvements Project {100621 & 102691-A01922}	03F	LMA	\$379,872.33
2016	7	7341	6518692	South Z Boaz Improvements Project {100621 & 102691-A01922}	03F	LMA	\$36,425.47
2018	12	7422	6464688	18-19 Bunche Park Improvements {101785-991914}	03F	LMA	\$197.00
2018	12	7422	6464748	18-19 Bunche Park Improvements {101785-991914}	03F	LMA	\$196,662.32
2018	12	7422	6518690	18-19 Bunche Park Improvements {101785-991914}	03F	LMA	\$140,639.53
2018	12	7422	6523881	18-19 Bunche Park Improvements {101785-991914}	03F	LMA	\$4,081.40
					03F	Matrix Code I	\$978,866.93
2015	7	7363	6484263	15-16 West Cantey Street and Sidewalk Improvements {G00037 and 100000-A01958}	03K	LMA	\$1,435.39
2015	7	7363	6484264	15-16 West Cantey Street and Sidewalk Improvements {G00037 and 100000-A01958}	03K	LMA	\$11,149.06
2018	5	7343	6464741	18-19 Daniel Street Sidewalk and Street Improvements {101785-A0192}	03K	LMA	\$8,586.94
2018	5	7344	6464740	18-19 East Morningside Drive Sidewalk and Street Improvements {101785-A0192}	03K	LMA	\$5,306.86
					03K	Matrix Code I	\$26,478.25
2014	18	7332	6464692	Lake Como Neighborhood Sidewalks Project	03L	LMA	\$3,232.55
2014	18	7332	6464697	Lake Como Neighborhood Sidewalks Project	03L	LMA	\$4,025.26
2014	18	7332	6515364	Lake Como Neighborhood Sidewalks Project	03L	LMA	\$261,972.01
2014	18	7332	6533729	Lake Como Neighborhood Sidewalks Project	03L	LMA	\$83,487.11
2014	18	7332	6540125	Lake Como Neighborhood Sidewalks Project	03L	LMA	\$2,061.12
2018	5	7342	6464739	18-19 Ash Crescent Sidewalk Improvements {101785-A0192}	03L	LMA	\$23,179.73
					03L	Matrix Code I	\$377,957.78
2020	6	7536	6475534	20-21 Guardianship Services {103020-9919D1}	05A	LMC	\$6,072.99
2020	6	7536	6475536	20-21 Guardianship Services {103020-9919D1}	05A	LMC	\$4,577.75
2020	6	7536	6475537	20-21 Guardianship Services {103020-9919D1}	05A	LMC	\$4,823.11
2020	6	7536	6477594	20-21 Guardianship Services {103020-9919D1}	05A	LMC	\$7,112.69
2020	6	7536	6490468	20-21 Guardianship Services {103020-9919D1}	05A	LMC	\$5,504.24
2020	6	7536	6497525	20-21 Guardianship Services {103020-9919D1}	05A	LMC	\$5,964.26
2020	6	7536	6502268	20-21 Guardianship Services {103020-9919D1}	05A	LMC	\$7,809.21
2020	6	7536	6544581	20-21 Guardianship Services {103020-9919D1}	05A	LMC	\$5,373.15

2020	6	7536	6544585	20-21 Guardianship Services {103020-9919D1}	05A	LMC	\$5,421.07
2020	6	7536	6544589	20-21 Guardianship Services {103020-9919D1}	05A	LMC	\$4,977.19
2020	6	7536	6567966	20-21 Guardianship Services {103020-9919D1}	05A	LMC	\$4,202.16
2020	6	7536	6567967	20-21 Guardianship Services {103020-9919D1}	05A	LMC	\$2,902.90
2020	10	7546	6475399	20-21 Meals On Wheels {103020-991932}	05A	LMC	\$8,041.34
2020	10	7546	6475400	20-21 Meals On Wheels {103020-991932}	05A	LMC	\$7,326.86
2020	10	7546	6477592	20-21 Meals On Wheels {103020-991932}	05A	LMC	\$5,413.56
2020	10	7546	6485417	20-21 Meals On Wheels {103020-991932}	05A	LMC	\$7,735.62
2020	10	7546	6490450	20-21 Meals On Wheels {103020-991932}	05A	LMC	\$4,620.08
2020	10	7546	6497540	20-21 Meals On Wheels {103020-991932}	05A	LMC	\$5,526.92
2020	10	7546	6502257	20-21 Meals On Wheels {103020-991932}	05A	LMC	\$5,523.48
2020	10	7546	6516285	20-21 Meals On Wheels {103020-991932}	05A	LMC	\$5,526.92
2020	10	7546	6525591	20-21 Meals On Wheels {103020-991932}	05A	LMC	\$5,523.48
2020	10	7546	6544577	20-21 Meals On Wheels {103020-991932}	05A	LMC	\$5,526.92
2020	10	7546	6552519	20-21 Meals On Wheels {103020-991932}	05A	LMC	\$5,523.48
2020	10	7546	6567950	20-21 Meals On Wheels {103020-991932}	05A	LMC	\$5,523.48
					05A	Matrix Code	\$136,552.86
2020	9	7543	6475405	20-21 Girls Inc of Tarrant County {103020-991936}	05D	LMC	\$5,740.22
2020	9	7543	6475406	20-21 Girls Inc of Tarrant County {103020-991936}	05D	LMC	\$6,338.56
2020	9	7543	6475407	20-21 Girls Inc of Tarrant County {103020-991936}	05D	LMC	\$4,021.68
2020	9	7543	6475408	20-21 Girls Inc of Tarrant County {103020-991936}	05D	LMC	\$5,730.75
2020	9	7543	6490449	20-21 Girls Inc of Tarrant County {103020-991936}	05D	LMC	\$6,899.50
2020	9	7543	6497534	20-21 Girls Inc of Tarrant County {103020-991936}	05D	LMC	\$6,899.50
2020	9	7543	6502260	20-21 Girls Inc of Tarrant County {103020-991936}	05D	LMC	\$6,870.95
2020	9	7543	6511046	20-21 Girls Inc of Tarrant County {103020-991936}	05D	LMC	\$6,827.50
2020	9	7543	6552395	20-21 Girls Inc of Tarrant County {103020-991936}	05D	LMC	\$6,581.66
2020	9	7543	6552396	20-21 Girls Inc of Tarrant County {103020-991936}	05D	LMC	\$6,250.00
2020	9	7543	6552398	20-21 Girls Inc of Tarrant County {103020-991936}	05D	LMC	\$6,275.79
2020	9	7543	6557090	20-21 Girls Inc of Tarrant County {103020-991936}	05D	LMC	\$6,563.89
					05D	Matrix Code	\$75,000.00
2020	6	7534	6475390	20-21 The Ladder Alliance - Employment Training {103020-991922}	05H	LMC	\$6,840.23
2020	6	7534	6475391	20-21 The Ladder Alliance - Employment Training {103020-991922}	05H	LMC	\$6,642.96
2020	6	7534	6475392	20-21 The Ladder Alliance - Employment Training {103020-991922}	05H	LMC	\$6,771.65
2020	6	7534	6485416	20-21 The Ladder Alliance - Employment Training {103020-991922}	05H	LMC	\$5,550.62
2020	6	7534	6485419	20-21 The Ladder Alliance - Employment Training {103020-991922}	05H	LMC	\$4,595.18
2020	6	7534	6497551	20-21 The Ladder Alliance - Employment Training {103020-991922}	05H	LMC	\$6,681.85
2020	6	7534	6502234	20-21 The Ladder Alliance - Employment Training {103020-991922}	05H	LMC	\$5,050.78
2020	6	7534	6519530	20-21 The Ladder Alliance - Employment Training {103020-991922}	05H	LMC	\$4,993.64
2020	6	7534	6557077	20-21 The Ladder Alliance - Employment Training {103020-991922}	05H	LMC	\$3,645.75
2020	6	7534	6557079	20-21 The Ladder Alliance - Employment Training {103020-991922}	05H	LMC	\$4,232.63
2020	6	7534	6557080	20-21 The Ladder Alliance - Employment Training {103020-991922}	05H	LMC	\$4,299.90
2020	6	7534	6557082	20-21 The Ladder Alliance - Employment Training {103020-991922}	05H	LMC	\$4,442.59
2020	6	7535	6475411	20-21 Goodwill - Employment Training {103020-991940}	05H	LMC	\$10,632.81
2020	6	7535	6475412	20-21 Goodwill - Employment Training {103020-991940}	05H	LMC	\$5,452.89
2020	6	7535	6475413	20-21 Goodwill - Employment Training {103020-991940}	05H	LMC	\$6,534.62

2020	6	7535	6477595	20-21 Goodwill - Employment Training {103020-991940}	05H	LMC	\$5,856.14
2020	6	7535	6490451	20-21 Goodwill - Employment Training {103020-991940}	05H	LMC	\$6,780.29
2020	6	7535	6497532	20-21 Goodwill - Employment Training {103020-991940}	05H	LMC	\$6,635.78
2020	6	7535	6502263	20-21 Goodwill - Employment Training {103020-991940}	05H	LMC	\$10,308.27
2020	6	7535	6533383	20-21 Goodwill - Employment Training {103020-991940}	05H	LMC	\$7,465.30
					05H	Matrix Code	\$123,413.88
2020	8	7539	6475395	20-21 AB Christian Learning Center {103020-991925}	05L	LMC	\$11,730.09
2020	8	7539	6485420	20-21 AB Christian Learning Center {103020-991925}	05L	LMC	\$14,222.24
2020	8	7539	6497546	20-21 AB Christian Learning Center {103020-991925}	05L	LMC	\$18,567.29
2020	8	7539	6508645	20-21 AB Christian Learning Center {103020-991925}	05L	LMC	\$24,974.17
2020	8	7539	6516284	20-21 AB Christian Learning Center {103020-991925}	05L	LMC	\$10,836.21
2020	8	7539	6552392	20-21 AB Christian Learning Center {103020-991925}	05L	LMC	\$3,025.00
2020	8	7539	6567964	20-21 AB Christian Learning Center {103020-991925}	05L	LMC	\$520.00
2020	8	7540	6525589	20-21 AB Christian Learning Center Freedom School Summer Reading Program {103020-991925}	05L	LMC	\$6,000.00
2020	8	7540	6533367	20-21 AB Christian Learning Center Freedom School Summer Reading Program {103020-991925}	05L	LMC	\$13,098.98
2020	8	7540	6544570	20-21 AB Christian Learning Center Freedom School Summer Reading Program {103020-991925}	05L	LMC	\$1,125.00
2020	8	7540	6552390	20-21 AB Christian Learning Center Freedom School Summer Reading Program {103020-991925}	05L	LMC	\$13,778.94
2020	8	7540	6567722	20-21 AB Christian Learning Center Freedom School Summer Reading Program {103020-991925}	05L	LMC	\$4,828.08
2020	8	7541	6475396	20-21 United Community Centers Center {103020-991930}	05L	LMC	\$2,483.25
2020	8	7541	6475397	20-21 United Community Centers Center {103020-991930}	05L	LMC	\$6,798.50
2020	8	7541	6475398	20-21 United Community Centers Center {103020-991930}	05L	LMC	\$5,821.50
2020	8	7541	6490466	20-21 United Community Centers Center {103020-991930}	05L	LMC	\$8,872.50
2020	8	7541	6490467	20-21 United Community Centers Center {103020-991930}	05L	LMC	\$6,709.00
2020	8	7541	6497542	20-21 United Community Centers Center {103020-991930}	05L	LMC	\$8,006.25
2020	8	7541	6502254	20-21 United Community Centers Center {103020-991930}	05L	LMC	\$13,741.75
2020	8	7541	6511048	20-21 United Community Centers Center {103020-991930}	05L	LMC	\$8,230.00
2020	8	7541	6544572	20-21 United Community Centers Center {103020-991930}	05L	LMC	\$9,899.25
2020	8	7541	6544575	20-21 United Community Centers Center {103020-991930}	05L	LMC	\$17,264.75
2020	8	7541	6552393	20-21 United Community Centers Center {103020-991930}	05L	LMC	\$12,173.25
2020	8	7542	6475401	20-21 Camp Fire First Texas - Afterschool Programs {103020-991935}	05L	LMC	\$4,980.52
2020	8	7542	6475402	20-21 Camp Fire First Texas - Afterschool Programs {103020-991935}	05L	LMC	\$4,652.55
2020	8	7542	6475403	20-21 Camp Fire First Texas - Afterschool Programs {103020-991935}	05L	LMC	\$4,703.22
2020	8	7542	6475404	20-21 Camp Fire First Texas - Afterschool Programs {103020-991935}	05L	LMC	\$1,626.66
2020	8	7542	6485418	20-21 Camp Fire First Texas - Afterschool Programs {103020-991935}	05L	LMC	\$2,671.87
2020	8	7542	6490452	20-21 Camp Fire First Texas - Afterschool Programs {103020-991935}	05L	LMC	\$3,360.70
2020	8	7542	6497537	20-21 Camp Fire First Texas - Afterschool Programs {103020-991935}	05L	LMC	\$2,256.88
2020	8	7542	6525592	20-21 Camp Fire First Texas - Afterschool Programs {103020-991935}	05L	LMC	\$2,636.35
2020	8	7542	6533382	20-21 Camp Fire First Texas - Afterschool Programs {103020-991935}	05L	LMC	\$2,270.20
2020	8	7542	6567949	20-21 Camp Fire First Texas - Afterschool Programs {103020-991935}	05L	LMC	\$2,201.89
					05L	Matrix Code	\$254,066.84
2020	7	7538	6475409	20-21 Housing Channel- Counseling & Foreclosure {103020-991938}	05U	LMC	\$12,450.41
2020	7	7538	6475410	20-21 Housing Channel- Counseling & Foreclosure {103020-991938}	05U	LMC	\$10,174.17
2020	7	7538	6557059	20-21 Housing Channel- Counseling & Foreclosure {103020-991938}	05U	LMC	\$8,585.84
2020	7	7538	6557061	20-21 Housing Channel- Counseling & Foreclosure {103020-991938}	05U	LMC	\$7,182.07
2020	7	7538	6557063	20-21 Housing Channel- Counseling & Foreclosure {103020-991938}	05U	LMC	\$9,479.17

2020	7	7538	6557215	20-21 Housing Channel- Counseling & Foreclosure {103020-991938}	05U	LMC	\$8,932.42
2020	7	7538	6557217	20-21 Housing Channel- Counseling & Foreclosure {103020-991938}	05U	LMC	\$20,029.81
2020	7	7538	6557220	20-21 Housing Channel- Counseling & Foreclosure {103020-991938}	05U	LMC	\$8,734.17
2020	7	7538	6567941	20-21 Housing Channel- Counseling & Foreclosure {103020-991938}	05U	LMC	\$7,720.85
2020	7	7538	6567942	20-21 Housing Channel- Counseling & Foreclosure {103020-991938}	05U	LMC	\$8,017.36
2020	7	7538	6567944	20-21 Housing Channel- Counseling & Foreclosure {103020-991938}	05U	LMC	\$8,234.42
2020	7	7538	6567945	20-21 Housing Channel- Counseling & Foreclosure {103020-991938}	05U	LMC	\$14,045.03
					05U	Matrix Code	\$123,585.72
2020	12	7547	6475393	20-21 Presbyterian Night Shelter {103020-991924}	05Z	LMC	\$21,325.29
2020	12	7547	6475394	20-21 Presbyterian Night Shelter {103020-991924}	05Z	LMC	\$13,775.76
2020	12	7547	6477606	20-21 Presbyterian Night Shelter {103020-991924}	05Z	LMC	\$19,047.87
2020	12	7547	6490465	20-21 Presbyterian Night Shelter {103020-991924}	05Z	LMC	\$12,918.69
2020	12	7547	6498208	20-21 Presbyterian Night Shelter {103020-991924}	05Z	LMC	\$12,678.88
2020	12	7547	6502793	20-21 Presbyterian Night Shelter {103020-991924}	05Z	LMC	\$13,212.60
2020	12	7547	6533372	20-21 Presbyterian Night Shelter {103020-991924}	05Z	LMC	\$12,147.11
2020	12	7547	6533381	20-21 Presbyterian Night Shelter {103020-991924}	05Z	LMC	\$12,152.83
2020	12	7547	6544566	20-21 Presbyterian Night Shelter {103020-991924}	05Z	LMC	\$17,945.72
2020	12	7547	6557084	20-21 Presbyterian Night Shelter {103020-991924}	05Z	LMC	\$9,795.24
					05Z	Matrix Code	\$144,999.99
2019	3	7381	6464071	19-20 Cowtown Brush Up - Project {102361-991908}	14A	LMH	\$81,743.39
2019	3	7381	6464074	19-20 Cowtown Brush Up - Project {102361-991908}	14A	LMH	\$84,694.15
2019	3	7381	6514120	19-20 Cowtown Brush Up - Project {102361-991908}	14A	LMH	\$21,976.66
2019	3	7382	6464068	19-20 NSD Priority Repair {102361-991910}	14A	LMH	\$64,160.12
2019	3	7382	6524632	19-20 NSD Priority Repair {102361-991910}	14A	LMH	\$106,026.69
2019	3	7382	6524633	19-20 NSD Priority Repair {102361-991910}	14A	LMH	\$49,954.70
2019	3	7382	6524635	19-20 NSD Priority Repair {102361-991910}	14A	LMH	\$57,448.60
2019	3	7382	6524636	19-20 NSD Priority Repair {102361-991910}	14A	LMH	\$66,199.25
2019	3	7382	6524637	19-20 NSD Priority Repair {102361-991910}	14A	LMH	\$25,944.04
2019	3	7382	6524639	19-20 NSD Priority Repair {102361-991910}	14A	LMH	\$16,528.50
2019	3	7382	6524640	19-20 NSD Priority Repair {102361-991910}	14A	LMH	\$35,398.24
2019	3	7382	6530035	19-20 NSD Priority Repair {102361-991910}	14A	LMH	\$26,856.76
2019	3	7382	6568463	19-20 NSD Priority Repair {102361-991910}	14A	LMH	\$11,474.58
2019	3	7382	6568465	19-20 NSD Priority Repair {102361-991910}	14A	LMH	\$24,044.98
2019	3	7383	6523886	Trinity Habitat for Humanity Preserve a Home Program - Northside {102361-991950}	14A	LMH	\$16,817.75
2019	3	7383	6523887	Trinity Habitat for Humanity Preserve a Home Program - Northside {102361-991950}	14A	LMH	\$985.00
2019	3	7383	6530027	Trinity Habitat for Humanity Preserve a Home Program - Northside {102361-991950}	14A	LMH	\$6,955.06
2019	3	7383	6556512	Trinity Habitat for Humanity Preserve a Home Program - Northside {102361-991950}	14A	LMH	\$7,917.06
2019	3	7383	6556514	Trinity Habitat for Humanity Preserve a Home Program - Northside {102361-991950}	14A	LMH	\$14,856.00
2019	3	7383	6568454	Trinity Habitat for Humanity Preserve a Home Program - Northside {102361-991950}	14A	LMH	\$985.00
2019	3	7428	6464069	19-20 Trinity Habitat Preserve A Home {G0057, 100621-991950}	14A	LMH	\$25,951.79
2019	3	7428	6464070	19-20 Trinity Habitat Preserve A Home {G0057, 100621-991950}	14A	LMH	\$5,823.44
2019	3	7428	6464072	19-20 Trinity Habitat Preserve A Home {G0057, 100621-991950}	14A	LMH	\$6,253.90
2019	3	7428	6514165	19-20 Trinity Habitat Preserve A Home {G0057, 100621-991950}	14A	LMH	\$15,129.61
2019	3	7428	6514170	19-20 Trinity Habitat Preserve A Home {G0057, 100621-991950}	14A	LMH	\$43,795.16
2019	3	7428	6514176	19-20 Trinity Habitat Preserve A Home {G0057, 100621-991950}	14A	LMH	\$11,622.00

2019	3	7428	6514181	19-20 Trinity Habitat Preserve A Home {G0057, 100621-991950}	14A	LMH	\$29,306.25
2019	3	7428	6514182	19-20 Trinity Habitat Preserve A Home {G0057, 100621-991950}	14A	LMH	\$11,071.38
2019	3	7428	6523885	19-20 Trinity Habitat Preserve A Home {G0057, 100621-991950}	14A	LMH	\$52,233.64
2020	3	7529	6514127	20-21 Cowtown Brush Up - Project {103020-991908}	14A	LMH	\$6,955.06
2020	3	7529	6514129	20-21 Cowtown Brush Up - Project {103020-991908}	14A	LMH	\$10,432.59
2020	3	7529	6523889	20-21 Cowtown Brush Up - Project {103020-991908}	14A	LMH	\$140,970.06
2020	3	7529	6556505	20-21 Cowtown Brush Up - Project {103020-991908}	14A	LMH	\$15,000.00
2020	3	7529	6556508	20-21 Cowtown Brush Up - Project {103020-991908}	14A	LMH	\$6,955.06
2020	3	7529	6568460	20-21 Cowtown Brush Up - Project {103020-991908}	14A	LMH	\$245,591.06
2020	3	7530	6524641	20-21 NSD Priority Repair {103020-991910}	14A	LMH	\$24,173.34
2020	3	7530	6524642	20-21 NSD Priority Repair {103020-991910}	14A	LMH	\$113,838.21
2020	3	7530	6524643	20-21 NSD Priority Repair {103020-991910}	14A	LMH	\$64,227.08
2020	3	7530	6530037	20-21 NSD Priority Repair {103020-991910}	14A	LMH	\$152,043.49
2020	3	7530	6540149	20-21 NSD Priority Repair {103020-991910}	14A	LMH	\$4,368.77
2020	3	7530	6540153	20-21 NSD Priority Repair {103020-991910}	14A	LMH	\$51,059.85
2020	3	7530	6568468	20-21 NSD Priority Repair {103020-991910}	14A	LMH	\$173,718.68
2020	5	7533	6478387	20-21 REACH, Inc. Project Ramp {103020-991911}	14A	LMH	\$565.00
2020	5	7533	6478388	20-21 REACH, Inc. Project Ramp {103020-991911}	14A	LMH	\$12,902.50
2020	5	7533	6478390	20-21 REACH, Inc. Project Ramp {103020-991911}	14A	LMH	\$5,220.00
2020	5	7533	6478391	20-21 REACH, Inc. Project Ramp {103020-991911}	14A	LMH	\$11,237.50
2020	5	7533	6478393	20-21 REACH, Inc. Project Ramp {103020-991911}	14A	LMH	\$10,340.00
2020	5	7533	6481264	20-21 REACH, Inc. Project Ramp {103020-991911}	14A	LMH	\$565.00
2020	5	7533	6481265	20-21 REACH, Inc. Project Ramp {103020-991911}	14A	LMH	\$12,902.50
2020	5	7533	6481267	20-21 REACH, Inc. Project Ramp {103020-991911}	14A	LMH	\$11,237.50
2020	5	7533	6481268	20-21 REACH, Inc. Project Ramp {103020-991911}	14A	LMH	\$10,340.00
2020	5	7533	6568473	20-21 REACH, Inc. Project Ramp {103020-991911}	14A	LMH	\$5,967.50
2020	5	7533	6568475	20-21 REACH, Inc. Project Ramp {103020-991911}	14A	LMH	\$20,568.00
2020	5	7533	6568477	20-21 REACH, Inc. Project Ramp {103020-991911}	14A	LMH	\$13,154.50
					14A	Matrix Code :	\$2,046,486.95
2020	2	7528	6477621	20-21 NSD Rehab/Construction Management Program Delivery{103020-991909}	14H	LMH	\$23,469.45
2020	2	7528	6477627	20-21 NSD Rehab/Construction Management Program Delivery{103020-991909}	14H	LMH	\$34,133.82
2020	2	7528	6479334	20-21 NSD Rehab/Construction Management Program Delivery{103020-991909}	14H	LMH	\$50,703.94
2020	2	7528	6479347	20-21 NSD Rehab/Construction Management Program Delivery{103020-991909}	14H	LMH	\$46,384.89
2020	2	7528	6479355	20-21 NSD Rehab/Construction Management Program Delivery{103020-991909}	14H	LMH	\$43,121.34
2020	2	7528	6499580	20-21 NSD Rehab/Construction Management Program Delivery{103020-991909}	14H	LMH	\$57,251.01
2020	2	7528	6502289	20-21 NSD Rehab/Construction Management Program Delivery{103020-991909}	14H	LMH	\$49,807.70
2020	2	7528	6513755	20-21 NSD Rehab/Construction Management Program Delivery{103020-991909}	14H	LMH	\$66,304.91
2020	2	7528	6523933	20-21 NSD Rehab/Construction Management Program Delivery{103020-991909}	14H	LMH	\$42,001.06
2020	2	7528	6541061	20-21 NSD Rehab/Construction Management Program Delivery{103020-991909}	14H	LMH	\$42,865.57
2020	2	7528	6550470	20-21 NSD Rehab/Construction Management Program Delivery{103020-991909}	14H	LMH	\$42,528.45
2020	2	7528	6567342	20-21 NSD Rehab/Construction Management Program Delivery{103020-991909}	14H	LMH	\$39,851.23
					14H	Matrix Code :	\$538,423.37
2017	24	7161	6516488	17-18 Match for Lead Grant {101217-991943}	14I	LMH	\$1,759.50
2017	24	7161	6516489	17-18 Match for Lead Grant {101217-991943}	14I	LMH	\$13,915.75
2017	24	7161	6516490	17-18 Match for Lead Grant {101217-991943}	14I	LMH	\$5,700.00

2017	24	7161	6516491	17-18 Match for Lead Grant {101217-991943}	14I	LMH	\$39,153.85
2017	24	7161	6516493	17-18 Match for Lead Grant {101217-991943}	14I	LMH	\$74,019.50
2017	24	7161	6530018	17-18 Match for Lead Grant {101217-991943}	14I	LMH	\$3,696.25
2017	24	7161	6530024	17-18 Match for Lead Grant {101217-991943}	14I	LMH	\$71,819.75
2017	24	7161	6559932	17-18 Match for Lead Grant {101217-991943}	14I	LMH	\$48,826.46
					14I	Matrix Code :	\$258,891.06
2020	2	7527	6477620	20-21 Project Delivery for Home Ownership & Housing Services {103020-991906}	14J	LMH	\$8,855.57
2020	2	7527	6477626	20-21 Project Delivery for Home Ownership & Housing Services {103020-991906}	14J	LMH	\$11,815.07
2020	2	7527	6479331	20-21 Project Delivery for Home Ownership & Housing Services {103020-991906}	14J	LMH	\$16,387.60
2020	2	7527	6479346	20-21 Project Delivery for Home Ownership & Housing Services {103020-991906}	14J	LMH	\$10,628.05
2020	2	7527	6479354	20-21 Project Delivery for Home Ownership & Housing Services {103020-991906}	14J	LMH	\$9,830.37
2020	2	7527	6499941	20-21 Project Delivery for Home Ownership & Housing Services {103020-991906}	14J	LMH	\$10,043.72
2020	2	7527	6501094	20-21 Project Delivery for Home Ownership & Housing Services {103020-991906}	14J	LMH	\$9,318.72
2020	2	7527	6513748	20-21 Project Delivery for Home Ownership & Housing Services {103020-991906}	14J	LMH	\$13,250.56
2020	2	7527	6523932	20-21 Project Delivery for Home Ownership & Housing Services {103020-991906}	14J	LMH	\$8,854.76
2020	2	7527	6541059	20-21 Project Delivery for Home Ownership & Housing Services {103020-991906}	14J	LMH	\$10,166.73
2020	2	7527	6550467	20-21 Project Delivery for Home Ownership & Housing Services {103020-991906}	14J	LMH	\$10,248.91
2020	2	7527	6567341	20-21 Project Delivery for Home Ownership & Housing Services {103020-991906}	14J	LMH	\$9,827.30
					14J	Matrix Code :	\$129,227.36
Total							\$5,565,135.11

LINE 27 DETAIL: ACTIVITIES INCLUDED IN THE COMPUTATION OF LINE 27

Plan Year	IDIS Project	IDIS Activity	Voucher Number	Activity to prevent, prepare for.	Activity Name	Grant Number	Fund Type	Matrix Code	National Objective	Drawn Amount
2020	6	7536	6475534	No	20-21 Guardianship Services {103020-9919D1}	B20MC480010	EN	05A	LMC	\$6,072.99
2020	6	7536	6475536	No	20-21 Guardianship Services {103020-9919D1}	B20MC480010	EN	05A	LMC	\$4,577.75
2020	6	7536	6475537	No	20-21 Guardianship Services {103020-9919D1}	B20MC480010	EN	05A	LMC	\$4,823.11
2020	6	7536	6477594	No	20-21 Guardianship Services {103020-9919D1}	B20MC480010	EN	05A	LMC	\$7,112.69
2020	6	7536	6490468	No	20-21 Guardianship Services {103020-9919D1}	B20MC480010	EN	05A	LMC	\$5,504.24
2020	6	7536	6497525	No	20-21 Guardianship Services {103020-9919D1}	B20MC480010	EN	05A	LMC	\$5,964.26
2020	6	7536	6502268	No	20-21 Guardianship Services {103020-9919D1}	B20MC480010	EN	05A	LMC	\$7,809.21
2020	6	7536	6544581	No	20-21 Guardianship Services {103020-9919D1}	B20MC480010	EN	05A	LMC	\$5,373.15
2020	6	7536	6544585	No	20-21 Guardianship Services {103020-9919D1}	B20MC480010	EN	05A	LMC	\$5,421.07
2020	6	7536	6544589	No	20-21 Guardianship Services {103020-9919D1}	B20MC480010	EN	05A	LMC	\$4,977.19
2020	6	7536	6567966	No	20-21 Guardianship Services {103020-9919D1}	B20MC480010	EN	05A	LMC	\$4,202.16
2020	6	7536	6567967	No	20-21 Guardianship Services {103020-9919D1}	B20MC480010	EN	05A	LMC	\$2,902.90
2020	10	7546	6475399	No	20-21 Meals On Wheels {103020-991932}	B20MC480010	EN	05A	LMC	\$8,041.34
2020	10	7546	6475400	No	20-21 Meals On Wheels {103020-991932}	B20MC480010	EN	05A	LMC	\$7,326.86
2020	10	7546	6477592	No	20-21 Meals On Wheels {103020-991932}	B20MC480010	EN	05A	LMC	\$5,413.56
2020	10	7546	6485417	No	20-21 Meals On Wheels {103020-991932}	B20MC480010	EN	05A	LMC	\$7,735.62
2020	10	7546	6490450	No	20-21 Meals On Wheels {103020-991932}	B20MC480010	EN	05A	LMC	\$4,620.08
2020	10	7546	6497540	No	20-21 Meals On Wheels {103020-991932}	B20MC480010	EN	05A	LMC	\$5,526.92
2020	10	7546	6502257	No	20-21 Meals On Wheels {103020-991932}	B20MC480010	EN	05A	LMC	\$5,523.48

2020	10	7546	6516285	No	20-21 Meals On Wheels {103020-991932}	B20MC480010	EN	05A	LMC	\$5,526.92	
2020	10	7546	6525591	No	20-21 Meals On Wheels {103020-991932}	B20MC480010	EN	05A	LMC	\$5,523.48	
2020	10	7546	6544577	No	20-21 Meals On Wheels {103020-991932}	B20MC480010	EN	05A	LMC	\$5,526.92	
2020	10	7546	6552519	No	20-21 Meals On Wheels {103020-991932}	B20MC480010	EN	05A	LMC	\$5,523.48	
2020	10	7546	6567950	No	20-21 Meals On Wheels {103020-991932}	B20MC480010	EN	05A	LMC	\$5,523.48	
									05A	Matrix Code 1	\$136,552.86
2020	9	7543	6475405	No	20-21 Girls Inc of Tarrant County {103020-991936}	B20MC480010	EN	05D	LMC	\$5,740.22	
2020	9	7543	6475406	No	20-21 Girls Inc of Tarrant County {103020-991936}	B20MC480010	EN	05D	LMC	\$6,338.56	
2020	9	7543	6475407	No	20-21 Girls Inc of Tarrant County {103020-991936}	B20MC480010	EN	05D	LMC	\$4,021.68	
2020	9	7543	6475408	No	20-21 Girls Inc of Tarrant County {103020-991936}	B20MC480010	EN	05D	LMC	\$5,730.75	
2020	9	7543	6490449	No	20-21 Girls Inc of Tarrant County {103020-991936}	B20MC480010	EN	05D	LMC	\$6,899.50	
2020	9	7543	6497534	No	20-21 Girls Inc of Tarrant County {103020-991936}	B20MC480010	EN	05D	LMC	\$6,899.50	
2020	9	7543	6502260	No	20-21 Girls Inc of Tarrant County {103020-991936}	B20MC480010	EN	05D	LMC	\$6,870.95	
2020	9	7543	6511046	No	20-21 Girls Inc of Tarrant County {103020-991936}	B20MC480010	EN	05D	LMC	\$6,827.50	
2020	9	7543	6552395	No	20-21 Girls Inc of Tarrant County {103020-991936}	B20MC480010	EN	05D	LMC	\$6,581.66	
2020	9	7543	6552396	No	20-21 Girls Inc of Tarrant County {103020-991936}	B20MC480010	EN	05D	LMC	\$6,250.00	
2020	9	7543	6552398	No	20-21 Girls Inc of Tarrant County {103020-991936}	B20MC480010	EN	05D	LMC	\$6,275.79	
2020	9	7543	6557090	No	20-21 Girls Inc of Tarrant County {103020-991936}	B20MC480010	EN	05D	LMC	\$6,563.89	
									05D	Matrix Code 1	\$75,000.00
2020	6	7534	6475390	No	20-21 The Ladder Alliance - Employment Training {103020-991922}	B20MC480010	EN	05H	LMC	\$6,840.23	
2020	6	7534	6475391	No	20-21 The Ladder Alliance - Employment Training {103020-991922}	B20MC480010	EN	05H	LMC	\$6,642.96	
2020	6	7534	6475392	No	20-21 The Ladder Alliance - Employment Training {103020-991922}	B20MC480010	EN	05H	LMC	\$6,771.65	
2020	6	7534	6485416	No	20-21 The Ladder Alliance - Employment Training {103020-991922}	B20MC480010	EN	05H	LMC	\$5,550.62	
2020	6	7534	6485419	No	20-21 The Ladder Alliance - Employment Training {103020-991922}	B20MC480010	EN	05H	LMC	\$4,595.18	
2020	6	7534	6497551	No	20-21 The Ladder Alliance - Employment Training {103020-991922}	B20MC480010	EN	05H	LMC	\$6,681.85	
2020	6	7534	6502234	No	20-21 The Ladder Alliance - Employment Training {103020-991922}	B20MC480010	EN	05H	LMC	\$5,050.78	
2020	6	7534	6519530	No	20-21 The Ladder Alliance - Employment Training {103020-991922}	B20MC480010	EN	05H	LMC	\$4,993.64	
2020	6	7534	6557077	No	20-21 The Ladder Alliance - Employment Training {103020-991922}	B20MC480010	EN	05H	LMC	\$3,645.75	
2020	6	7534	6557079	No	20-21 The Ladder Alliance - Employment Training {103020-991922}	B20MC480010	EN	05H	LMC	\$4,232.63	
2020	6	7534	6557080	No	20-21 The Ladder Alliance - Employment Training {103020-991922}	B20MC480010	EN	05H	LMC	\$4,299.90	
2020	6	7534	6557082	No	20-21 The Ladder Alliance - Employment Training {103020-991922}	B20MC480010	EN	05H	LMC	\$4,442.59	
2020	6	7535	6475411	No	20-21 Goodwill - Employment Training {103020-991940}	B20MC480010	EN	05H	LMC	\$10,632.81	
2020	6	7535	6475412	No	20-21 Goodwill - Employment Training {103020-991940}	B20MC480010	EN	05H	LMC	\$5,452.89	
2020	6	7535	6475413	No	20-21 Goodwill - Employment Training {103020-991940}	B20MC480010	EN	05H	LMC	\$6,534.62	
2020	6	7535	6477595	No	20-21 Goodwill - Employment Training {103020-991940}	B20MC480010	EN	05H	LMC	\$5,856.14	
2020	6	7535	6490451	No	20-21 Goodwill - Employment Training {103020-991940}	B20MC480010	EN	05H	LMC	\$6,780.29	
2020	6	7535	6497532	No	20-21 Goodwill - Employment Training {103020-991940}	B20MC480010	EN	05H	LMC	\$6,635.78	
2020	6	7535	6502263	No	20-21 Goodwill - Employment Training {103020-991940}	B20MC480010	EN	05H	LMC	\$10,308.27	
2020	6	7535	6533383	No	20-21 Goodwill - Employment Training {103020-991940}	B20MC480010	EN	05H	LMC	\$7,465.30	
									05H	Matrix Code 1	\$123,413.88
2020	8	7539	6475395	No	20-21 AB Christian Learning Center {103020-991925}	B20MC480010	EN	05L	LMC	\$11,730.09	
2020	8	7539	6485420	No	20-21 AB Christian Learning Center {103020-991925}	B20MC480010	EN	05L	LMC	\$14,222.24	
2020	8	7539	6497546	No	20-21 AB Christian Learning Center {103020-991925}	B20MC480010	EN	05L	LMC	\$18,567.29	
2020	8	7539	6508645	No	20-21 AB Christian Learning Center {103020-991925}	B20MC480010	EN	05L	LMC	\$24,974.17	
2020	8	7539	6516284	No	20-21 AB Christian Learning Center {103020-991925}	B20MC480010	EN	05L	LMC	\$10,836.21	

2020	8	7539	6552392	No	20-21 AB Christian Learning Center {103020-991925}	B20MC480010	EN	05L	LMC	\$3,025.00	
2020	8	7539	6567964	No	20-21 AB Christian Learning Center {103020-991925}	B20MC480010	EN	05L	LMC	\$520.00	
2020	8	7540	6525589	No	20-21 AB Christian Learning Center Freedom School Summer Reading Program {103020-991925}	B20MC480010	EN	05L	LMC	\$6,000.00	
2020	8	7540	6533367	No	20-21 AB Christian Learning Center Freedom School Summer Reading Program {103020-991925}	B20MC480010	EN	05L	LMC	\$13,098.98	
2020	8	7540	6544570	No	20-21 AB Christian Learning Center Freedom School Summer Reading Program {103020-991925}	B20MC480010	EN	05L	LMC	\$1,125.00	
2020	8	7540	6552390	No	20-21 AB Christian Learning Center Freedom School Summer Reading Program {103020-991925}	B20MC480010	EN	05L	LMC	\$13,778.94	
2020	8	7540	6567722	No	20-21 AB Christian Learning Center Freedom School Summer Reading Program {103020-991925}	B20MC480010	EN	05L	LMC	\$4,828.08	
2020	8	7541	6475396	No	20-21 United Community Centers Center {103020-991930}	B20MC480010	EN	05L	LMC	\$2,483.25	
2020	8	7541	6475397	No	20-21 United Community Centers Center {103020-991930}	B20MC480010	EN	05L	LMC	\$6,798.50	
2020	8	7541	6475398	No	20-21 United Community Centers Center {103020-991930}	B20MC480010	EN	05L	LMC	\$5,821.50	
2020	8	7541	6490466	No	20-21 United Community Centers Center {103020-991930}	B20MC480010	EN	05L	LMC	\$8,872.50	
2020	8	7541	6490467	No	20-21 United Community Centers Center {103020-991930}	B20MC480010	EN	05L	LMC	\$6,709.00	
2020	8	7541	6497542	No	20-21 United Community Centers Center {103020-991930}	B20MC480010	EN	05L	LMC	\$8,006.25	
2020	8	7541	6502254	No	20-21 United Community Centers Center {103020-991930}	B20MC480010	EN	05L	LMC	\$13,741.75	
2020	8	7541	6511048	No	20-21 United Community Centers Center {103020-991930}	B20MC480010	EN	05L	LMC	\$8,230.00	
2020	8	7541	6544572	No	20-21 United Community Centers Center {103020-991930}	B20MC480010	EN	05L	LMC	\$9,899.25	
2020	8	7541	6544575	No	20-21 United Community Centers Center {103020-991930}	B20MC480010	EN	05L	LMC	\$17,264.75	
2020	8	7541	6552393	No	20-21 United Community Centers Center {103020-991930}	B20MC480010	EN	05L	LMC	\$12,173.25	
2020	8	7542	6475401	No	20-21 Camp Fire First Texas - Afterschool Programs {103020-991935}	B20MC480010	EN	05L	LMC	\$4,980.52	
2020	8	7542	6475402	No	20-21 Camp Fire First Texas - Afterschool Programs {103020-991935}	B20MC480010	EN	05L	LMC	\$4,652.55	
2020	8	7542	6475403	No	20-21 Camp Fire First Texas - Afterschool Programs {103020-991935}	B20MC480010	EN	05L	LMC	\$4,703.22	
2020	8	7542	6475404	No	20-21 Camp Fire First Texas - Afterschool Programs {103020-991935}	B20MC480010	EN	05L	LMC	\$1,626.66	
2020	8	7542	6485418	No	20-21 Camp Fire First Texas - Afterschool Programs {103020-991935}	B20MC480010	EN	05L	LMC	\$2,671.87	
2020	8	7542	6490452	No	20-21 Camp Fire First Texas - Afterschool Programs {103020-991935}	B20MC480010	EN	05L	LMC	\$3,360.70	
2020	8	7542	6497537	No	20-21 Camp Fire First Texas - Afterschool Programs {103020-991935}	B20MC480010	EN	05L	LMC	\$2,256.88	
2020	8	7542	6525592	No	20-21 Camp Fire First Texas - Afterschool Programs {103020-991935}	B20MC480010	EN	05L	LMC	\$2,636.35	
2020	8	7542	6533382	No	20-21 Camp Fire First Texas - Afterschool Programs {103020-991935}	B20MC480010	EN	05L	LMC	\$2,270.20	
2020	8	7542	6567949	No	20-21 Camp Fire First Texas - Afterschool Programs {103020-991935}	B20MC480010	EN	05L	LMC	\$2,201.89	
									05L	Matrix Code I	\$254,066.84
2020	7	7538	6475409	No	20-21 Housing Channel- Counseling & Foreclosure {103020-991938}	B20MC480010	EN	05U	LMC	\$12,450.41	
2020	7	7538	6475410	No	20-21 Housing Channel- Counseling & Foreclosure {103020-991938}	B20MC480010	EN	05U	LMC	\$10,174.17	
2020	7	7538	6557059	No	20-21 Housing Channel- Counseling & Foreclosure {103020-991938}	B20MC480010	EN	05U	LMC	\$8,585.84	
2020	7	7538	6557061	No	20-21 Housing Channel- Counseling & Foreclosure {103020-991938}	B20MC480010	EN	05U	LMC	\$7,182.07	
2020	7	7538	6557063	No	20-21 Housing Channel- Counseling & Foreclosure {103020-991938}	B20MC480010	EN	05U	LMC	\$9,479.17	
2020	7	7538	6557215	No	20-21 Housing Channel- Counseling & Foreclosure {103020-991938}	B20MC480010	EN	05U	LMC	\$8,932.42	
2020	7	7538	6557217	No	20-21 Housing Channel- Counseling & Foreclosure {103020-991938}	B20MC480010	EN	05U	LMC	\$20,029.81	
2020	7	7538	6557220	No	20-21 Housing Channel- Counseling & Foreclosure {103020-991938}	B20MC480010	EN	05U	LMC	\$8,734.17	
2020	7	7538	6567941	No	20-21 Housing Channel- Counseling & Foreclosure {103020-991938}	B20MC480010	EN	05U	LMC	\$7,720.85	
2020	7	7538	6567942	No	20-21 Housing Channel- Counseling & Foreclosure {103020-991938}	B20MC480010	EN	05U	LMC	\$8,017.36	
2020	7	7538	6567944	No	20-21 Housing Channel- Counseling & Foreclosure {103020-991938}	B20MC480010	EN	05U	LMC	\$8,234.42	
2020	7	7538	6567945	No	20-21 Housing Channel- Counseling & Foreclosure {103020-991938}	B20MC480010	EN	05U	LMC	\$14,045.03	
									05U	Matrix Code I	\$123,585.72

2020	12	7547	6475393	No	20-21 Presbyterian Night Shelter {103020-991924}	B20MC480010	EN	05Z	LMC	\$21,325.29	
2020	12	7547	6475394	No	20-21 Presbyterian Night Shelter {103020-991924}	B20MC480010	EN	05Z	LMC	\$13,775.76	
2020	12	7547	6477606	No	20-21 Presbyterian Night Shelter {103020-991924}	B20MC480010	EN	05Z	LMC	\$19,047.87	
2020	12	7547	6490465	No	20-21 Presbyterian Night Shelter {103020-991924}	B20MC480010	EN	05Z	LMC	\$12,918.69	
2020	12	7547	6498208	No	20-21 Presbyterian Night Shelter {103020-991924}	B20MC480010	EN	05Z	LMC	\$12,678.88	
2020	12	7547	6502793	No	20-21 Presbyterian Night Shelter {103020-991924}	B20MC480010	EN	05Z	LMC	\$13,212.60	
2020	12	7547	6533372	No	20-21 Presbyterian Night Shelter {103020-991924}	B20MC480010	EN	05Z	LMC	\$12,147.11	
2020	12	7547	6533381	No	20-21 Presbyterian Night Shelter {103020-991924}	B20MC480010	EN	05Z	LMC	\$12,152.83	
2020	12	7547	6544566	No	20-21 Presbyterian Night Shelter {103020-991924}	B20MC480010	EN	05Z	LMC	\$17,945.72	
2020	12	7547	6557084	No	20-21 Presbyterian Night Shelter {103020-991924}	B20MC480010	EN	05Z	LMC	\$9,795.24	
									05Z	Matrix Code	\$144,999.99
											\$857,619.29
Total											\$857,619.29

LINE 28 DETAIL: ACTIVITIES INCLUDED IN THE COMPUTATION OF LINE 28

Plan Year	IDIS Project	IDIS Activity	Voucher Number	Activity to prevent.	Activity Name	Grant Number	Fund Type	Matrix Code	National Objective	UO Amount
2019	6	7615		No	19-20 Tarrant Area Food Bank RED Bus {103261-9919D9}	B19MC480010	EN	05W	LMC	\$428,640.00
2020	8	7542		No	20-21 Camp Fire First Texas - Afterschool Programs {103020-991935}	B20MC480010	EN	05L	LMC	\$9,384.62
2020	10	7546		No	20-21 Meals On Wheels {103020-991932}	B20MC480010	EN	05A	LMC	\$50,001.86
2020	8	7542		No	20-21 Camp Fire First Texas - Afterschool Programs {103020-991935}	B20MC480010	EN	05L	LMC	\$50,000.00
2020	9	7543		No	20-21 Girls Inc of Tarrant County {103020-991936}	B20MC480010	EN	05D	LMC	\$70,000.00
2020	8	7541		No	20-21 United Community Centers Center {103020-991930}	B20MC480010	EN	05L	LMC	\$15,553.69
Total										\$623,580.17

LINE 37 DETAIL: ACTIVITIES INCLUDED IN THE COMPUTATION OF LINE 37

Plan Year	IDIS Project	IDIS Activity	Voucher Number	Activity Name	Matrix Code	National Objective	Drawn Amount
2020	1	7522	6479323	20-21 Planning & Development Part of 20% PA {103020-991901}	21A		\$2,679.63
2020	1	7522	6479337	20-21 Planning & Development Part of 20% PA {103020-991901}	21A		\$7,471.76
2020	1	7522	6479348	20-21 Planning & Development Part of 20% PA {103020-991901}	21A		\$6,053.89
2020	1	7522	6499931	20-21 Planning & Development Part of 20% PA {103020-991901}	21A		\$6,449.62
2020	1	7522	6501075	20-21 Planning & Development Part of 20% PA {103020-991901}	21A		\$6,484.09
2020	1	7522	6513719	20-21 Planning & Development Part of 20% PA {103020-991901}	21A		\$13,103.90
2020	1	7522	6523923	20-21 Planning & Development Part of 20% PA {103020-991901}	21A		\$6,484.07
2020	1	7522	6541046	20-21 Planning & Development Part of 20% PA {103020-991901}	21A		\$3,679.90
2020	1	7522	6550458	20-21 Planning & Development Part of 20% PA {103020-991901}	21A		\$9,717.53
2020	1	7522	6567331	20-21 Planning & Development Part of 20% PA {103020-991901}	21A		\$6,484.96
2020	1	7523	6477616	20-21 FMS Finance Part of 20% PA {103020-991901}	21A		\$4,005.99
2020	1	7523	6477622	20-21 FMS Finance Part of 20% PA {103020-991901}	21A		\$9,607.60
2020	1	7523	6479326	20-21 FMS Finance Part of 20% PA {103020-991901}	21A		\$6,445.77

2020	1	7523	6479339	20-21 FMS Finance Part of 20% PA {103020-991901}	21A	\$3,833.11
2020	1	7523	6479349	20-21 FMS Finance Part of 20% PA {103020-991901}	21A	\$2,990.40
2020	1	7523	6499933	20-21 FMS Finance Part of 20% PA {103020-991901}	21A	\$3,157.14
2020	1	7523	6501078	20-21 FMS Finance Part of 20% PA {103020-991901}	21A	\$4,875.42
2020	1	7523	6513722	20-21 FMS Finance Part of 20% PA {103020-991901}	21A	\$3,967.80
2020	1	7523	6523926	20-21 FMS Finance Part of 20% PA {103020-991901}	21A	\$3,894.55
2020	1	7523	6541048	20-21 FMS Finance Part of 20% PA {103020-991901}	21A	\$6,698.94
2020	1	7523	6550459	20-21 FMS Finance Part of 20% PA {103020-991901}	21A	\$1,681.58
2020	1	7523	6567336	20-21 FMS Finance Part of 20% PA {103020-991901}	21A	\$3,593.30
2020	1	7524	6477617	20-21 NSD Community Development Part of 20% PA {103020-991903}	21A	\$12,716.85
2020	1	7524	6477623	20-21 NSD Community Development Part of 20% PA {103020-991903}	21A	\$22,063.58
2020	1	7524	6479328	20-21 NSD Community Development Part of 20% PA {103020-991903}	21A	\$23,006.32
2020	1	7524	6479342	20-21 NSD Community Development Part of 20% PA {103020-991903}	21A	\$17,008.63
2020	1	7524	6479350	20-21 NSD Community Development Part of 20% PA {103020-991903}	21A	\$14,630.87
2020	1	7524	6499935	20-21 NSD Community Development Part of 20% PA {103020-991903}	21A	\$17,305.87
2020	1	7524	6501080	20-21 NSD Community Development Part of 20% PA {103020-991903}	21A	\$26,928.63
2020	1	7524	6513727	20-21 NSD Community Development Part of 20% PA {103020-991903}	21A	\$34,303.65
2020	1	7524	6523928	20-21 NSD Community Development Part of 20% PA {103020-991903}	21A	\$28,321.57
2020	1	7524	6541054	20-21 NSD Community Development Part of 20% PA {103020-991903}	21A	\$29,285.25
2020	1	7524	6550460	20-21 NSD Community Development Part of 20% PA {103020-991903}	21A	\$29,563.22
2020	1	7524	6567337	20-21 NSD Community Development Part of 20% PA {103020-991903}	21A	\$28,464.94
2020	1	7525	6477618	20-21 NSD Contract Compliance & Reporting Part of 20% PA {103020-991904}	21A	\$33,841.83
2020	1	7525	6477624	20-21 NSD Contract Compliance & Reporting Part of 20% PA {103020-991904}	21A	\$34,714.09
2020	1	7525	6479329	20-21 NSD Contract Compliance & Reporting Part of 20% PA {103020-991904}	21A	\$56,288.34
2020	1	7525	6479344	20-21 NSD Contract Compliance & Reporting Part of 20% PA {103020-991904}	21A	\$48,557.35
2020	1	7525	6479352	20-21 NSD Contract Compliance & Reporting Part of 20% PA {103020-991904}	21A	\$35,819.16
2020	1	7525	6499938	20-21 NSD Contract Compliance & Reporting Part of 20% PA {103020-991904}	21A	\$29,943.93
2020	1	7525	6501085	20-21 NSD Contract Compliance & Reporting Part of 20% PA {103020-991904}	21A	\$39,459.01
2020	1	7525	6513732	20-21 NSD Contract Compliance & Reporting Part of 20% PA {103020-991904}	21A	\$60,387.74
2020	1	7525	6523929	20-21 NSD Contract Compliance & Reporting Part of 20% PA {103020-991904}	21A	\$39,036.02
2020	1	7525	6541055	20-21 NSD Contract Compliance & Reporting Part of 20% PA {103020-991904}	21A	\$45,232.44
2020	1	7525	6550461	20-21 NSD Contract Compliance & Reporting Part of 20% PA {103020-991904}	21A	\$53,628.85
2020	1	7525	6567340	20-21 NSD Contract Compliance & Reporting Part of 20% PA {103020-991904}	21A	\$42,447.42
2020	1	7526	6477619	20-21 NSD Administration & Loan Services {103020-991905}	21A	\$9,110.77
2020	1	7526	6477625	20-21 NSD Administration & Loan Services {103020-991905}	21A	\$8,721.24
2020	1	7526	6479330	20-21 NSD Administration & Loan Services {103020-991905}	21A	\$9,909.45
2020	1	7526	6479345	20-21 NSD Administration & Loan Services {103020-991905}	21A	\$16,239.76
2020	1	7526	6479353	20-21 NSD Administration & Loan Services {103020-991905}	21A	\$16,974.06
2020	1	7526	6499939	20-21 NSD Administration & Loan Services {103020-991905}	21A	\$9,835.07
2020	1	7526	6501090	20-21 NSD Administration & Loan Services {103020-991905}	21A	\$15,598.78
2020	1	7526	6513742	20-21 NSD Administration & Loan Services {103020-991905}	21A	\$35,341.43
2020	1	7526	6523931	20-21 NSD Administration & Loan Services {103020-991905}	21A	\$12,468.76
2020	1	7526	6541058	20-21 NSD Administration & Loan Services {103020-991905}	21A	\$22,748.51
2020	1	7526	6550464	20-21 NSD Administration & Loan Services {103020-991905}	21A	\$14,292.15
2020	1	7526	6568471	20-21 NSD Administration & Loan Services {103020-991905}	21A	\$32,289.87

Total

21A	Matrix Code	<u>\$1,129,846.36</u>
		\$1,129,846.36



Office of Community Planning and Development
U.S. Department of Housing and Urban Development
Integrated Disbursement and Information System
PR26 - CDBG-CV Financial Summary Report
FORT WORTH , TX

DATE: 11-29-21
TIME: 20:25
PAGE: 1

Metrics

New Grantee (CV)

FORT WORTH , TX

PART I: SUMMARY OF CDBG-CV RESOURCES

01 CDBG-CV GRANT	9,828,497.00
02 FUNDS RETURNED TO THE LINE-OF-CREDIT	0.00
03 FUNDS RETURNED TO THE LOCAL CDBG ACCOUNT	0.00
04 TOTAL AVAILABLE (SUM, LINES 01-03)	9,828,497.00

PART II: SUMMARY OF CDBG-CV EXPENDITURES

05 DISBURSEMENTS OTHER THAN SECTION 108 REPAYMENTS AND PLANNING/ADMINISTRATION	2,371,222.90
06 DISBURSED IN IDIS FOR PLANNING/ADMINISTRATION	170,119.66
07 DISBURSED IN IDIS FOR SECTION 108 REPAYMENTS	0.00
08 TOTAL EXPENDITURES (SUM, LINES 05 - 07)	2,541,342.56
09 UNEXPENDED BALANCE (LINE 04 - LINE8)	7,287,154.44

PART III: LOWMOD BENEFIT FOR THE CDBG-CV GRANT

10 EXPENDED FOR LOW/MOD HOUSING IN SPECIAL AREAS	0.00
11 EXPENDED FOR LOW/MOD MULTI-UNIT HOUSING	0.00
12 DISBURSED FOR OTHER LOW/MOD ACTIVITIES	2,371,222.90
13 TOTAL LOW/MOD CREDIT (SUM, LINES 10 - 12)	2,371,222.90
14 AMOUNT SUBJECT TO LOW/MOD BENEFIT (LINE 05)	2,371,222.90
15 PERCENT LOW/MOD CREDIT (LINE 13/LINE 14)	100.00%

PART IV: PUBLIC SERVICE (PS) CALCULATIONS

16 DISBURSED IN IDIS FOR PUBLIC SERVICES	1,884,794.99
17 CDBG-CV GRANT	9,828,497.00
18 PERCENT OF FUNDS DISBURSED FOR PS ACTIVITIES (LINE 16/LINE 17)	19.18%

PART V: PLANNING AND ADMINISTRATION (PA) CAP

19 DISBURSED IN IDIS FOR PLANNING/ADMINISTRATION	170,119.66
20 CDBG-CV GRANT	9,828,497.00
21 PERCENT OF FUNDS DISBURSED FOR PA ACTIVITIES (LINE 19/LINE 20)	1.73%

LINE 10 DETAIL: ACTIVITIES TO CONSIDER IN DETERMINING THE AMOUNT TO ENTER ON LINE 10

Report returned no data.

LINE 11 DETAIL: ACTIVITIES TO CONSIDER IN DETERMINING THE AMOUNT TO ENTER ON LINE 11

Report returned no data.

LINE 12 DETAIL: ACTIVITIES INCLUDED IN THE COMPUTATION OF LINE 12

Plan Year	IDIS Project	IDIS Activity	voucher Number	Activity Name	matrix Code	National Objective	Drawn Amount
2019	18	7478	6490434	19-20 CDBG-CV Center for Transforming Lives - Micro-Enterprise {102718-9919U0}	18C	LMC	\$217.01
			6498080	19-20 CDBG-CV Center for Transforming Lives - Micro-Enterprise {102718-9919U0}	18C	LMC	\$40.71
			6498081	19-20 CDBG-CV Center for Transforming Lives - Micro-Enterprise {102718-9919U0}	18C	LMC	\$28.17
			6508340	19-20 CDBG-CV Center for Transforming Lives - Micro-Enterprise {102718-9919U0}	18C	LMC	\$176.70
			6525579	19-20 CDBG-CV Center for Transforming Lives - Micro-Enterprise {102718-9919U0}	18C	LMC	\$3,834.09
			6557166	19-20 CDBG-CV Center for Transforming Lives - Micro-Enterprise {102718-9919U0}	18C	LMC	\$3,102.55
			6557167	19-20 CDBG-CV Center for Transforming Lives - Micro-Enterprise {102718-9919U0}	18C	LMC	\$694.04
			6557169	19-20 CDBG-CV Center for Transforming Lives - Micro-Enterprise {102718-9919U0}	18C	LMC	\$376.91
			6557171	19-20 CDBG-CV Center for Transforming Lives - Micro-Enterprise {102718-9919U0}	18C	LMC	\$305.96
			6557173	19-20 CDBG-CV Center for Transforming Lives - Micro-Enterprise {102718-9919U0}	18C	LMC	\$265.95
			6567938	19-20 CDBG-CV Center for Transforming Lives - Micro-Enterprise {102718-9919U0}	18C	LMC	\$29,601.44
			6567939	19-20 CDBG-CV Center for Transforming Lives - Micro-Enterprise {102718-9919U0}	18C	LMC	\$3,863.13
		7482	6490439	19-20 CDBG-CV Presbyterian Night Shelter - Clean Slate Employment Services {102718-	05H	LMC	\$6,889.12
			6490440	19-20 CDBG-CV Presbyterian Night Shelter - Clean Slate Employment Services {102718-	05H	LMC	\$18,802.80
			6498082	19-20 CDBG-CV Presbyterian Night Shelter - Clean Slate Employment Services {102718-	05H	LMC	\$8,352.52
			6498083	19-20 CDBG-CV Presbyterian Night Shelter - Clean Slate Employment Services {102718-	05H	LMC	\$11,858.61
			6498084	19-20 CDBG-CV Presbyterian Night Shelter - Clean Slate Employment Services {102718-	05H	LMC	\$7,128.82
			6498085	19-20 CDBG-CV Presbyterian Night Shelter - Clean Slate Employment Services {102718-	05H	LMC	\$7,126.92
			6498086	19-20 CDBG-CV Presbyterian Night Shelter - Clean Slate Employment Services {102718-	05H	LMC	\$12,197.52
			6508341	19-20 CDBG-CV Presbyterian Night Shelter - Clean Slate Employment Services {102718-	05H	LMC	\$23,316.04
			6508342	19-20 CDBG-CV Presbyterian Night Shelter - Clean Slate Employment Services {102718-	05H	LMC	\$6,889.14
			6511792	19-20 CDBG-CV Presbyterian Night Shelter - Clean Slate Employment Services {102718-	05H	LMC	\$7,126.90
			6511793	19-20 CDBG-CV Presbyterian Night Shelter - Clean Slate Employment Services {102718-	05H	LMC	\$6,645.23
			6532309	19-20 CDBG-CV Presbyterian Night Shelter - Clean Slate Employment Services {102718-	05H	LMC	\$5,851.87
			6544543	19-20 CDBG-CV Presbyterian Night Shelter - Clean Slate Employment Services {102718-	05H	LMC	\$8,599.00
			6557165	19-20 CDBG-CV Presbyterian Night Shelter - Clean Slate Employment Services {102718-	05H	LMC	\$6,514.38
			6567940	19-20 CDBG-CV Presbyterian Night Shelter - Clean Slate Employment Services {102718-	05H	LMC	\$6,419.23
		7484	6485421	19-20 CDBG-CV Recovery Resource Council - Employment Services for Veterans {102718-	05H	LMC	\$1,915.94
			6485422	19-20 CDBG-CV Recovery Resource Council - Employment Services for Veterans {102718-	05H	LMC	\$4,376.55
			6485423	19-20 CDBG-CV Recovery Resource Council - Employment Services for Veterans {102718-	05H	LMC	\$4,326.26
			6485424	19-20 CDBG-CV Recovery Resource Council - Employment Services for Veterans {102718-	05H	LMC	\$4,326.26
			6485425	19-20 CDBG-CV Recovery Resource Council - Employment Services for Veterans {102718-	05H	LMC	\$4,484.36
			6557160	19-20 CDBG-CV Recovery Resource Council - Employment Services for Veterans {102718-	05H	LMC	\$450.45
			6557161	19-20 CDBG-CV Recovery Resource Council - Employment Services for Veterans {102718-	05H	LMC	\$485.78

19	7489	6557164	19-20 CDBG-CV Recovery Resource Council - Employment Services for Veterans {102718-	05H	LMC	\$408.48
		6451651	19-20 CDBG-CV The Women's Center of Tarrant County - Employment Services {102718-	05H	LMC	\$4,008.67
		6451654	19-20 CDBG-CV The Women's Center of Tarrant County - Employment Services {102718-	05H	LMC	\$6,905.43
		6457105	19-20 CDBG-CV The Women's Center of Tarrant County - Employment Services {102718-	05H	LMC	\$6,810.29
		6464053	19-20 CDBG-CV The Women's Center of Tarrant County - Employment Services {102718-	05H	LMC	\$6,559.94
		6490441	19-20 CDBG-CV The Women's Center of Tarrant County - Employment Services {102718-	05H	LMC	\$5,124.10
		6490442	19-20 CDBG-CV The Women's Center of Tarrant County - Employment Services {102718-	05H	LMC	\$4,142.36
		6490443	19-20 CDBG-CV The Women's Center of Tarrant County - Employment Services {102718-	05H	LMC	\$11,330.55
		6511794	19-20 CDBG-CV The Women's Center of Tarrant County - Employment Services {102718-	05H	LMC	\$7,651.01
		6511795	19-20 CDBG-CV The Women's Center of Tarrant County - Employment Services {102718-	05H	LMC	\$6,714.06
	7595	6544549	19-20 CDBG-CV The Women's Center of Tarrant County - Employment Services {102718-	05H	LMC	\$6,279.71
		6544555	19-20 CDBG-CV The Women's Center of Tarrant County - Employment Services {102718-	05H	LMC	\$5,297.92
		6544560	19-20 CDBG-CV The Women's Center of Tarrant County - Employment Services {102718-	05H	LMC	\$5,739.45
		6552387	19-20 CDBG-CV The Women's Center of Tarrant County - Employment Services {102718-	05H	LMC	\$7,312.33
		6567934	19-20 CDBG-CV The Women's Center of Tarrant County - Employment Services {102718-	05H	LMC	\$22,348.00
		6520945	20-21 CDBG-CV3 The Ladder Alliance - Employment Services {103166-991922}	05H	LMC	\$5,729.58
		6520949	20-21 CDBG-CV3 The Ladder Alliance - Employment Services {103166-991922}	05H	LMC	\$7,037.83
		6567732	20-21 CDBG-CV3 The Ladder Alliance - Employment Services {103166-991922}	05H	LMC	\$11,196.66
		6567733	20-21 CDBG-CV3 The Ladder Alliance - Employment Services {103166-991922}	05H	LMC	\$9,131.32
		6567734	20-21 CDBG-CV3 The Ladder Alliance - Employment Services {103166-991922}	05H	LMC	\$8,521.20
20	7480	6567735	20-21 CDBG-CV3 The Ladder Alliance - Employment Services {103166-991922}	05H	LMC	\$7,513.08
		6429949	19-20 CDBG-CV Meals On Wheels - Senior Nutrition Program {102718-9919U6}	03A	LMC	\$48,900.61
		6485430	19-20 CDBG-CV Meals On Wheels - Senior Nutrition Program {102718-9919U6}	03A	LMC	\$15,023.47
		6485431	19-20 CDBG-CV Meals On Wheels - Senior Nutrition Program {102718-9919U6}	03A	LMC	\$24,550.86
		6485432	19-20 CDBG-CV Meals On Wheels - Senior Nutrition Program {102718-9919U6}	03A	LMC	\$11,436.46
		6490438	19-20 CDBG-CV Meals On Wheels - Senior Nutrition Program {102718-9919U6}	03A	LMC	\$18,239.35
		6511796	19-20 CDBG-CV Meals On Wheels - Senior Nutrition Program {102718-9919U6}	03A	LMC	\$17,365.42
		6511797	19-20 CDBG-CV Meals On Wheels - Senior Nutrition Program {102718-9919U6}	03A	LMC	\$37,250.32
		6519525	19-20 CDBG-CV Meals On Wheels - Senior Nutrition Program {102718-9919U6}	03A	LMC	\$19,006.95
		6519527	19-20 CDBG-CV Meals On Wheels - Senior Nutrition Program {102718-9919U6}	03A	LMC	\$19,427.31
	7477	6519528	19-20 CDBG-CV Meals On Wheels - Senior Nutrition Program {102718-9919U6}	03A	LMC	\$24,083.02
		6532311	19-20 CDBG-CV Meals On Wheels - Senior Nutrition Program {102718-9919U6}	03A	LMC	\$19,066.75
		6532313	19-20 CDBG-CV Meals On Wheels - Senior Nutrition Program {102718-9919U6}	03A	LMC	\$20,054.97
		6557179	19-20 CDBG-CV Meals On Wheels - Senior Nutrition Program {102718-9919U6}	03A	LMC	\$20,341.37
		6557187	19-20 CDBG-CV Meals On Wheels - Senior Nutrition Program {102718-9919U6}	03A	LMC	\$5,253.14
		6485426	19-20 CDBG-CV Center for Transforming Lives - Emergency Rental Assistance {102718-	05Q	LMC	\$888.96
		6485427	19-20 CDBG-CV Center for Transforming Lives - Emergency Rental Assistance {102718-	05Q	LMC	\$3,874.00
		6485428	19-20 CDBG-CV Center for Transforming Lives - Emergency Rental Assistance {102718-	05Q	LMC	\$3,895.88
		6490435	19-20 CDBG-CV Center for Transforming Lives - Emergency Rental Assistance {102718-	05Q	LMC	\$57,341.34

	6490436	19-20 CDBG-CV Center for Transforming Lives - Emergency Rental Assistance {102718-	05Q	LMC	\$29,343.06
	6490437	19-20 CDBG-CV Center for Transforming Lives - Emergency Rental Assistance {102718-	05Q	LMC	\$32,598.50
	6519529	19-20 CDBG-CV Center for Transforming Lives - Emergency Rental Assistance {102718-	05Q	LMC	\$18,086.43
	6525582	19-20 CDBG-CV Center for Transforming Lives - Emergency Rental Assistance {102718-	05Q	LMC	\$3,805.38
	6525587	19-20 CDBG-CV Center for Transforming Lives - Emergency Rental Assistance {102718-	05Q	LMC	\$3,805.38
	6533384	19-20 CDBG-CV Center for Transforming Lives - Emergency Rental Assistance {102718-	05Q	LMC	\$3,805.38
	6538334	19-20 CDBG-CV Center for Transforming Lives - Emergency Rental Assistance {102718-	05Q	LMC	\$15,000.00
	6538336	19-20 CDBG-CV Center for Transforming Lives - Emergency Rental Assistance {102718-	05Q	LMC	\$15,000.00
	6552386	19-20 CDBG-CV Center for Transforming Lives - Emergency Rental Assistance {102718-	05Q	LMC	\$12,541.95
	6557065	19-20 CDBG-CV Center for Transforming Lives - Emergency Rental Assistance {102718-	05Q	LMC	\$31,659.04
	6557070	19-20 CDBG-CV Center for Transforming Lives - Emergency Rental Assistance {102718-	05Q	LMC	\$44,940.34
	6557071	19-20 CDBG-CV Center for Transforming Lives - Emergency Rental Assistance {102718-	05Q	LMC	\$26,670.00
	6557073	19-20 CDBG-CV Center for Transforming Lives - Emergency Rental Assistance {102718-	05Q	LMC	\$12,877.27
	6567930	19-20 CDBG-CV Center for Transforming Lives - Emergency Rental Assistance {102718-	05Q	LMC	\$17,651.08
7479	6477596	19-20 CDBG-CV Housing Channel - Emergency Rental Assistance {102718-9919U2}	05Q	LMC	\$13,919.09
	6498076	19-20 CDBG-CV Housing Channel - Emergency Rental Assistance {102718-9919U2}	05Q	LMC	\$33,457.42
	6498077	19-20 CDBG-CV Housing Channel - Emergency Rental Assistance {102718-9919U2}	05Q	LMC	\$33,725.99
7481	6451647	19-20 CDBG-CV Family Pathfinders of Tarrant County - Emergency Rental Assistance	05Q	LMC	\$12,080.97
	6457104	19-20 CDBG-CV Family Pathfinders of Tarrant County - Emergency Rental Assistance	05Q	LMC	\$12,091.31
	6475560	19-20 CDBG-CV Family Pathfinders of Tarrant County - Emergency Rental Assistance	05Q	LMC	\$27,404.00
	6475563	19-20 CDBG-CV Family Pathfinders of Tarrant County - Emergency Rental Assistance	05Q	LMC	\$46,807.97
	6490444	19-20 CDBG-CV Family Pathfinders of Tarrant County - Emergency Rental Assistance	05Q	LMC	\$28,593.37
	6490445	19-20 CDBG-CV Family Pathfinders of Tarrant County - Emergency Rental Assistance	05Q	LMC	\$23,346.97
	6503095	19-20 CDBG-CV Family Pathfinders of Tarrant County - Emergency Rental Assistance	05Q	LMC	\$17,049.68
	6504345	19-20 CDBG-CV Family Pathfinders of Tarrant County - Emergency Rental Assistance	05Q	LMC	\$29,570.74
	6511790	19-20 CDBG-CV Family Pathfinders of Tarrant County - Emergency Rental Assistance	05Q	LMC	\$15,551.43
	6532306	19-20 CDBG-CV Family Pathfinders of Tarrant County - Emergency Rental Assistance	05Q	LMC	\$25,396.49
	6544529	19-20 CDBG-CV Family Pathfinders of Tarrant County - Emergency Rental Assistance	05Q	LMC	\$39,407.91
	6557067	19-20 CDBG-CV Family Pathfinders of Tarrant County - Emergency Rental Assistance	05Q	LMC	\$46,745.85
7487	6451656	19-20 CDBG-CV Tarrant County Samaritan Housing - Emergency Rental Assistance {102718-	05Q	LMC	\$67,199.79
	6451659	19-20 CDBG-CV Tarrant County Samaritan Housing - Emergency Rental Assistance {102718-	05Q	LMC	\$833.75
	6451661	19-20 CDBG-CV Tarrant County Samaritan Housing - Emergency Rental Assistance {102718-	05Q	LMC	\$59,083.37
	6451663	19-20 CDBG-CV Tarrant County Samaritan Housing - Emergency Rental Assistance {102718-	05Q	LMC	\$8,471.71
	6451664	19-20 CDBG-CV Tarrant County Samaritan Housing - Emergency Rental Assistance {102718-	05Q	LMC	\$1,487.15
	6498078	19-20 CDBG-CV Tarrant County Samaritan Housing - Emergency Rental Assistance {102718-	05Q	LMC	\$1,391.47
	6498079	19-20 CDBG-CV Tarrant County Samaritan Housing - Emergency Rental Assistance {102718-	05Q	LMC	\$1,675.13
	6516287	19-20 CDBG-CV Tarrant County Samaritan Housing - Emergency Rental Assistance {102718-	05Q	LMC	\$2,479.56
	6516288	19-20 CDBG-CV Tarrant County Samaritan Housing - Emergency Rental Assistance {102718-	05Q	LMC	\$1,057.80
	6516289	19-20 CDBG-CV Tarrant County Samaritan Housing - Emergency Rental Assistance {102718-	05Q	LMC	\$1,041.33

2020	3	7597	6532315	19-20 CDBG-CV Tarrant County Samaritan Housing - Emergency Rental Assistance {102718-	05Q	LMC	\$1,059.63	
			6532317	19-20 CDBG-CV Tarrant County Samaritan Housing - Emergency Rental Assistance {102718-	05Q	LMC	\$34,056.31	
			6552388	19-20 CDBG-CV Tarrant County Samaritan Housing - Emergency Rental Assistance {102718-	05Q	LMC	\$27,455.70	
			6567931	19-20 CDBG-CV Tarrant County Samaritan Housing - Emergency Rental Assistance {102718-	05Q	LMC	\$34,535.83	
			6567932	19-20 CDBG-CV Tarrant County Samaritan Housing - Emergency Rental Assistance {102718-	05Q	LMC	\$3,073.27	
			6532325	19-20 CDBG-CV3 -Volunteers of America - Emergency Rental Assistance {103166-9919W0}	05Z	LMC	\$757.11	
			6544603	19-20 CDBG-CV3 -Volunteers of America - Emergency Rental Assistance {103166-9919W0}	05Z	LMC	\$248.98	
			6567726	19-20 CDBG-CV3 -Volunteers of America - Emergency Rental Assistance {103166-9919W0}	05Z	LMC	\$3,469.95	
			6567727	19-20 CDBG-CV3 -Volunteers of America - Emergency Rental Assistance {103166-9919W0}	05Z	LMC	\$6,074.65	
			6567729	19-20 CDBG-CV3 -Volunteers of America - Emergency Rental Assistance {103166-9919W0}	05Z	LMC	\$3,879.72	
			6567730	19-20 CDBG-CV3 -Volunteers of America - Emergency Rental Assistance {103166-9919W0}	05Z	LMC	\$952.61	
			6567736	19-20 CDBG-CV3 -Volunteers of America - Emergency Rental Assistance {103166-9919W0}	05Z	LMC	\$241.45	
			6567929	19-20 CDBG-CV3 -Volunteers of America - Emergency Rental Assistance {103166-9919W0}	05Z	LMC	\$2,353.17	
		7581	6520956	20-21 CDBG-CV3 Trinity Habitat for Humanity Healthy Homes for Seniors Program {103166-	14A	LMH	\$58,795.32	
			6532320	20-21 CDBG-CV3 Trinity Habitat for Humanity Healthy Homes for Seniors Program {103166-	14A	LMH	\$9,129.28	
			6538342	20-21 CDBG-CV3 Trinity Habitat for Humanity Healthy Homes for Seniors Program {103166-	14A	LMH	\$11,796.53	
			6556510	20-21 CDBG-CV3 Trinity Habitat for Humanity Healthy Homes for Seniors Program {103166-	14A	LMH	\$29,506.84	
			6568455	20-21 CDBG-CV3 Trinity Habitat for Humanity Healthy Homes for Seniors Program {103166-	14A	LMH	\$12,284.96	
			6568457	20-21 CDBG-CV3 Trinity Habitat for Humanity Healthy Homes for Seniors Program {103166-	14A	LMH	\$22,408.32	
	7		7474	6490446	19-20 CDBG-CV The Salvation Army - Emergency Rental Assistance {102718-9919U4}	05Q	LMC	\$11,637.00
				6490447	19-20 CDBG-CV The Salvation Army - Emergency Rental Assistance {102718-9919U4}	05Q	LMC	\$3,036.00
		6490448		19-20 CDBG-CV The Salvation Army - Emergency Rental Assistance {102718-9919U4}	05Q	LMC	\$14,086.43	
		6503096		19-20 CDBG-CV The Salvation Army - Emergency Rental Assistance {102718-9919U4}	05Q	LMC	\$12,775.00	
		6503097		19-20 CDBG-CV The Salvation Army - Emergency Rental Assistance {102718-9919U4}	05Q	LMC	\$45,336.92	
		6511791		19-20 CDBG-CV The Salvation Army - Emergency Rental Assistance {102718-9919U4}	05Q	LMC	\$19,723.00	
		6544540		19-20 CDBG-CV The Salvation Army - Emergency Rental Assistance {102718-9919U4}	05Q	LMC	\$13,075.15	
		6557224		19-20 CDBG-CV The Salvation Army - Emergency Rental Assistance {102718-9919U4}	05Q	LMC	\$2,675.34	
	8	7582	6520959	20-21 CDBG-CV3 AB Christian Learning Center {103166-991925}	05L	LMC	\$5,961.68	
			6520961	20-21 CDBG-CV3 AB Christian Learning Center {103166-991925}	05L	LMC	\$12,011.28	
			6520964	20-21 CDBG-CV3 AB Christian Learning Center {103166-991925}	05L	LMC	\$6,248.34	
			6520967	20-21 CDBG-CV3 AB Christian Learning Center {103166-991925}	05L	LMC	\$10,083.11	
			6532322	20-21 CDBG-CV3 AB Christian Learning Center {103166-991925}	05L	LMC	\$15,514.60	
		7583	6533389	20-21 CDBG-CV3 AB Christian Learning Center {103166-991925}	05L	LMC	\$8,582.88	
			6544591	20-21 CDBG-CV3 AB Christian Learning Center {103166-991925}	05L	LMC	\$5,000.00	
			6532321	20-21 CDBG-CV3 Boys & Girls Clubs of Greater Tarrant County {103166-991934}	05D	LMC	\$25,412.35	
			6538339	20-21 CDBG-CV3 Boys & Girls Clubs of Greater Tarrant County {103166-991934}	05D	LMC	\$5,445.09	
			6557377	20-21 CDBG-CV3 Boys & Girls Clubs of Greater Tarrant County {103166-991934}	05D	LMC	\$7,617.39	
			6557378	20-21 CDBG-CV3 Boys & Girls Clubs of Greater Tarrant County {103166-991934}	05D	LMC	\$13,096.91	
			6567927	20-21 CDBG-CV3 Boys & Girls Clubs of Greater Tarrant County {103166-991934}	05D	LMC	\$6,955.41	

9	7588	6532318	20-21 CDBG-CV3 United Community Centers {103166-991930}	05L	LMC	\$10,540.50
		6532319	20-21 CDBG-CV3 United Community Centers {103166-991930}	05L	LMC	\$7,912.50
		6533391	20-21 CDBG-CV3 United Community Centers {103166-991930}	05L	LMC	\$11,241.00
		6544595	20-21 CDBG-CV3 United Community Centers {103166-991930}	05L	LMC	\$18,613.00
		6552537	20-21 CDBG-CV3 United Community Centers {103166-991930}	05L	LMC	\$12,861.25
		6567725	20-21 CDBG-CV3 United Community Centers {103166-991930}	05L	LMC	\$20,847.75
	7584	6520953	20-21 CDBG-CV3 Camp Fire First Texas {103166-991935}	05D	LMC	\$2,115.43
		6532323	20-21 CDBG-CV3 Camp Fire First Texas {103166-991935}	05D	LMC	\$3,161.39
		6532324	20-21 CDBG-CV3 Camp Fire First Texas {103166-991935}	05D	LMC	\$6,483.98
		6557380	20-21 CDBG-CV3 Camp Fire First Texas {103166-991935}	05D	LMC	\$4,621.77
	7586	6520954	20-21 CDBG-CV3 Fort Worth SPARC {103166-991988}	05D	LMC	\$59,593.33
		6544601	20-21 CDBG-CV3 Fort Worth SPARC {103166-991988}	05D	LMC	\$19,392.15
	7587	6520952	20-21 CDBG-CV3 Girls Inc {103166-991936}	05D	LMC	\$11,207.04
		6544596	20-21 CDBG-CV3 Girls Inc {103166-991936}	05D	LMC	\$27,763.32
		6552549	20-21 CDBG-CV3 Girls Inc {103166-991936}	05D	LMC	\$18,702.37
		6552551	20-21 CDBG-CV3 Girls Inc {103166-991936}	05D	LMC	\$15,769.01
	7591	6520950	20-21 CDBG-CV3 Fortress {103166-9919W2}	05D	LMC	\$10,066.63
		6544606	20-21 CDBG-CV3 Fortress {103166-9919W2}	05D	LMC	\$1,999.98
		6557382	20-21 CDBG-CV3 Fortress {103166-9919W2}	05D	LMC	\$4,172.00
		6557388	20-21 CDBG-CV3 Fortress {103166-9919W2}	05D	LMC	\$7,675.25
		6567925	20-21 CDBG-CV3 Fortress {103166-9919W2}	05D	LMC	\$2,100.00
	7592	6532326	20-21 CDBG-CV3 Literacy United{103166-9919W4}	05D	LMC	\$19,516.01
		6533388	20-21 CDBG-CV3 Literacy United{103166-9919W4}	05D	LMC	\$3,642.66
		6544607	20-21 CDBG-CV3 Literacy United{103166-9919W4}	05D	LMC	\$3,899.49
		6552546	20-21 CDBG-CV3 Literacy United{103166-9919W4}	05D	LMC	\$3,849.44
	7593	6533387	20-21 CDBG-CV3 Rivertree Academy {103166-9919W5}	05D	LMC	\$10,709.76
		6552544	20-21 CDBG-CV3 Rivertree Academy {103166-9919W5}	05D	LMC	\$405.81
Total						\$2,371,222.90

LINE 16 DETAIL: ACTIVITIES INCLUDED IN THE COMPUTATION OF LINE 16

Plan Year	IDIS Project	IDIS Activity	voucher Number	Activity Name	matrix Code	National Objective	Drawn Amount
2019	18	7482	6490439	19-20 CDBG-CV Presbyterian Night Shelter - Clean Slate Employment Services {102718-	05H	LMC	\$6,889.12
			6490440	19-20 CDBG-CV Presbyterian Night Shelter - Clean Slate Employment Services {102718-	05H	LMC	\$18,802.80
			6498082	19-20 CDBG-CV Presbyterian Night Shelter - Clean Slate Employment Services {102718-	05H	LMC	\$8,352.52
			6498083	19-20 CDBG-CV Presbyterian Night Shelter - Clean Slate Employment Services {102718-	05H	LMC	\$11,858.61
			6498084	19-20 CDBG-CV Presbyterian Night Shelter - Clean Slate Employment Services {102718-	05H	LMC	\$7,128.82
			6498085	19-20 CDBG-CV Presbyterian Night Shelter - Clean Slate Employment Services {102718-	05H	LMC	\$7,126.92
			6498086	19-20 CDBG-CV Presbyterian Night Shelter - Clean Slate Employment Services {102718-	05H	LMC	\$12,197.52

	6508341	19-20 CDBG-CV Presbyterian Night Shelter - Clean Slate Employment Services {102718-	05H	LMC	\$23,316.04
	6508342	19-20 CDBG-CV Presbyterian Night Shelter - Clean Slate Employment Services {102718-	05H	LMC	\$6,889.14
	6511792	19-20 CDBG-CV Presbyterian Night Shelter - Clean Slate Employment Services {102718-	05H	LMC	\$7,126.90
	6511793	19-20 CDBG-CV Presbyterian Night Shelter - Clean Slate Employment Services {102718-	05H	LMC	\$6,645.23
	6532309	19-20 CDBG-CV Presbyterian Night Shelter - Clean Slate Employment Services {102718-	05H	LMC	\$5,851.87
	6544543	19-20 CDBG-CV Presbyterian Night Shelter - Clean Slate Employment Services {102718-	05H	LMC	\$8,599.00
	6557165	19-20 CDBG-CV Presbyterian Night Shelter - Clean Slate Employment Services {102718-	05H	LMC	\$6,514.38
7484	6567940	19-20 CDBG-CV Presbyterian Night Shelter - Clean Slate Employment Services {102718-	05H	LMC	\$6,419.23
	6485421	19-20 CDBG-CV Recovery Resource Council - Employment Services for Veterans {102718-	05H	LMC	\$1,915.94
	6485422	19-20 CDBG-CV Recovery Resource Council - Employment Services for Veterans {102718-	05H	LMC	\$4,376.55
	6485423	19-20 CDBG-CV Recovery Resource Council - Employment Services for Veterans {102718-	05H	LMC	\$4,326.26
	6485424	19-20 CDBG-CV Recovery Resource Council - Employment Services for Veterans {102718-	05H	LMC	\$4,326.26
	6485425	19-20 CDBG-CV Recovery Resource Council - Employment Services for Veterans {102718-	05H	LMC	\$4,484.36
	6557160	19-20 CDBG-CV Recovery Resource Council - Employment Services for Veterans {102718-	05H	LMC	\$450.45
	6557161	19-20 CDBG-CV Recovery Resource Council - Employment Services for Veterans {102718-	05H	LMC	\$485.78
	6557164	19-20 CDBG-CV Recovery Resource Council - Employment Services for Veterans {102718-	05H	LMC	\$408.48
7489	6451651	19-20 CDBG-CV The Women's Center of Tarrant County - Employment Services {102718-	05H	LMC	\$4,008.67
	6451654	19-20 CDBG-CV The Women's Center of Tarrant County - Employment Services {102718-	05H	LMC	\$6,905.43
	6457105	19-20 CDBG-CV The Women's Center of Tarrant County - Employment Services {102718-	05H	LMC	\$6,810.29
	6464053	19-20 CDBG-CV The Women's Center of Tarrant County - Employment Services {102718-	05H	LMC	\$6,559.94
	6490441	19-20 CDBG-CV The Women's Center of Tarrant County - Employment Services {102718-	05H	LMC	\$5,124.10
	6490442	19-20 CDBG-CV The Women's Center of Tarrant County - Employment Services {102718-	05H	LMC	\$4,142.36
	6490443	19-20 CDBG-CV The Women's Center of Tarrant County - Employment Services {102718-	05H	LMC	\$11,330.55
	6511794	19-20 CDBG-CV The Women's Center of Tarrant County - Employment Services {102718-	05H	LMC	\$7,651.01
	6511795	19-20 CDBG-CV The Women's Center of Tarrant County - Employment Services {102718-	05H	LMC	\$6,714.06
	6544549	19-20 CDBG-CV The Women's Center of Tarrant County - Employment Services {102718-	05H	LMC	\$6,279.71
	6544555	19-20 CDBG-CV The Women's Center of Tarrant County - Employment Services {102718-	05H	LMC	\$5,297.92
	6544560	19-20 CDBG-CV The Women's Center of Tarrant County - Employment Services {102718-	05H	LMC	\$5,739.45
	6552387	19-20 CDBG-CV The Women's Center of Tarrant County - Employment Services {102718-	05H	LMC	\$7,312.33
	6567934	19-20 CDBG-CV The Women's Center of Tarrant County - Employment Services {102718-	05H	LMC	\$22,348.00
7595	6520945	20-21 CDBG-CV3 The Ladder Alliance - Employment Services {103166-991922}	05H	LMC	\$5,729.58
	6520949	20-21 CDBG-CV3 The Ladder Alliance - Employment Services {103166-991922}	05H	LMC	\$7,037.83
	6567732	20-21 CDBG-CV3 The Ladder Alliance - Employment Services {103166-991922}	05H	LMC	\$11,196.66
	6567733	20-21 CDBG-CV3 The Ladder Alliance - Employment Services {103166-991922}	05H	LMC	\$9,131.32
	6567734	20-21 CDBG-CV3 The Ladder Alliance - Employment Services {103166-991922}	05H	LMC	\$8,521.20
	6567735	20-21 CDBG-CV3 The Ladder Alliance - Employment Services {103166-991922}	05H	LMC	\$7,513.08
7477	6485426	19-20 CDBG-CV Center for Transforming Lives - Emergency Rental Assistance {102718-	05Q	LMC	\$888.96
	6485427	19-20 CDBG-CV Center for Transforming Lives - Emergency Rental Assistance {102718-	05Q	LMC	\$3,874.00
	6485428	19-20 CDBG-CV Center for Transforming Lives - Emergency Rental Assistance {102718-	05Q	LMC	\$3,895.88

	6490435	19-20 CDBG-CV Center for Transforming Lives - Emergency Rental Assistance {102718-	05Q	LMC	\$57,341.34
	6490436	19-20 CDBG-CV Center for Transforming Lives - Emergency Rental Assistance {102718-	05Q	LMC	\$29,343.06
	6490437	19-20 CDBG-CV Center for Transforming Lives - Emergency Rental Assistance {102718-	05Q	LMC	\$32,598.50
	6519529	19-20 CDBG-CV Center for Transforming Lives - Emergency Rental Assistance {102718-	05Q	LMC	\$18,086.43
	6525582	19-20 CDBG-CV Center for Transforming Lives - Emergency Rental Assistance {102718-	05Q	LMC	\$3,805.38
	6525587	19-20 CDBG-CV Center for Transforming Lives - Emergency Rental Assistance {102718-	05Q	LMC	\$3,805.38
	6533384	19-20 CDBG-CV Center for Transforming Lives - Emergency Rental Assistance {102718-	05Q	LMC	\$3,805.38
	6538334	19-20 CDBG-CV Center for Transforming Lives - Emergency Rental Assistance {102718-	05Q	LMC	\$15,000.00
	6538336	19-20 CDBG-CV Center for Transforming Lives - Emergency Rental Assistance {102718-	05Q	LMC	\$15,000.00
	6552386	19-20 CDBG-CV Center for Transforming Lives - Emergency Rental Assistance {102718-	05Q	LMC	\$12,541.95
	6557065	19-20 CDBG-CV Center for Transforming Lives - Emergency Rental Assistance {102718-	05Q	LMC	\$31,659.04
	6557070	19-20 CDBG-CV Center for Transforming Lives - Emergency Rental Assistance {102718-	05Q	LMC	\$44,940.34
	6557071	19-20 CDBG-CV Center for Transforming Lives - Emergency Rental Assistance {102718-	05Q	LMC	\$26,670.00
	6557073	19-20 CDBG-CV Center for Transforming Lives - Emergency Rental Assistance {102718-	05Q	LMC	\$12,877.27
	6567930	19-20 CDBG-CV Center for Transforming Lives - Emergency Rental Assistance {102718-	05Q	LMC	\$17,651.08
7479	6477596	19-20 CDBG-CV Housing Channel - Emergency Rental Assistance {102718-9919U2}	05Q	LMC	\$13,919.09
	6498076	19-20 CDBG-CV Housing Channel - Emergency Rental Assistance {102718-9919U2}	05Q	LMC	\$33,457.42
	6498077	19-20 CDBG-CV Housing Channel - Emergency Rental Assistance {102718-9919U2}	05Q	LMC	\$33,725.99
7481	6451647	19-20 CDBG-CV Family Pathfinders of Tarrant County - Emergency Rental Assistance	05Q	LMC	\$12,080.97
	6457104	19-20 CDBG-CV Family Pathfinders of Tarrant County - Emergency Rental Assistance	05Q	LMC	\$12,091.31
	6475560	19-20 CDBG-CV Family Pathfinders of Tarrant County - Emergency Rental Assistance	05Q	LMC	\$27,404.00
	6475563	19-20 CDBG-CV Family Pathfinders of Tarrant County - Emergency Rental Assistance	05Q	LMC	\$46,807.97
	6490444	19-20 CDBG-CV Family Pathfinders of Tarrant County - Emergency Rental Assistance	05Q	LMC	\$28,593.37
	6490445	19-20 CDBG-CV Family Pathfinders of Tarrant County - Emergency Rental Assistance	05Q	LMC	\$23,346.97
	6503095	19-20 CDBG-CV Family Pathfinders of Tarrant County - Emergency Rental Assistance	05Q	LMC	\$17,049.68
	6504345	19-20 CDBG-CV Family Pathfinders of Tarrant County - Emergency Rental Assistance	05Q	LMC	\$29,570.74
	6511790	19-20 CDBG-CV Family Pathfinders of Tarrant County - Emergency Rental Assistance	05Q	LMC	\$15,551.43
	6532306	19-20 CDBG-CV Family Pathfinders of Tarrant County - Emergency Rental Assistance	05Q	LMC	\$25,396.49
	6544529	19-20 CDBG-CV Family Pathfinders of Tarrant County - Emergency Rental Assistance	05Q	LMC	\$39,407.91
	6557067	19-20 CDBG-CV Family Pathfinders of Tarrant County - Emergency Rental Assistance	05Q	LMC	\$46,745.85
7487	6451656	19-20 CDBG-CV Tarrant County Samaritan Housing - Emergency Rental Assistance {102718-	05Q	LMC	\$67,199.79
	6451659	19-20 CDBG-CV Tarrant County Samaritan Housing - Emergency Rental Assistance {102718-	05Q	LMC	\$833.75
	6451661	19-20 CDBG-CV Tarrant County Samaritan Housing - Emergency Rental Assistance {102718-	05Q	LMC	\$59,083.37
	6451663	19-20 CDBG-CV Tarrant County Samaritan Housing - Emergency Rental Assistance {102718-	05Q	LMC	\$8,471.71
	6451664	19-20 CDBG-CV Tarrant County Samaritan Housing - Emergency Rental Assistance {102718-	05Q	LMC	\$1,487.15
	6498078	19-20 CDBG-CV Tarrant County Samaritan Housing - Emergency Rental Assistance {102718-	05Q	LMC	\$1,391.47
	6498079	19-20 CDBG-CV Tarrant County Samaritan Housing - Emergency Rental Assistance {102718-	05Q	LMC	\$1,675.13
	6516287	19-20 CDBG-CV Tarrant County Samaritan Housing - Emergency Rental Assistance {102718-	05Q	LMC	\$2,479.56
	6516288	19-20 CDBG-CV Tarrant County Samaritan Housing - Emergency Rental Assistance {102718-	05Q	LMC	\$1,057.80

2020	7	7597	6516289	19-20 CDBG-CV Tarrant County Samaritan Housing - Emergency Rental Assistance {102718-	05Q	LMC	\$1,041.33
			6532315	19-20 CDBG-CV Tarrant County Samaritan Housing - Emergency Rental Assistance {102718-	05Q	LMC	\$1,059.63
			6532317	19-20 CDBG-CV Tarrant County Samaritan Housing - Emergency Rental Assistance {102718-	05Q	LMC	\$34,056.31
			6552388	19-20 CDBG-CV Tarrant County Samaritan Housing - Emergency Rental Assistance {102718-	05Q	LMC	\$27,455.70
			6567931	19-20 CDBG-CV Tarrant County Samaritan Housing - Emergency Rental Assistance {102718-	05Q	LMC	\$34,535.83
			6567932	19-20 CDBG-CV Tarrant County Samaritan Housing - Emergency Rental Assistance {102718-	05Q	LMC	\$3,073.27
			6532325	19-20 CDBG-CV3 -Volunteers of America - Emergency Rental Assistance {103166-9919W0}	05Z	LMC	\$757.11
			6544603	19-20 CDBG-CV3 -Volunteers of America - Emergency Rental Assistance {103166-9919W0}	05Z	LMC	\$248.98
			6567726	19-20 CDBG-CV3 -Volunteers of America - Emergency Rental Assistance {103166-9919W0}	05Z	LMC	\$3,469.95
			6567727	19-20 CDBG-CV3 -Volunteers of America - Emergency Rental Assistance {103166-9919W0}	05Z	LMC	\$6,074.65
			6567729	19-20 CDBG-CV3 -Volunteers of America - Emergency Rental Assistance {103166-9919W0}	05Z	LMC	\$3,879.72
			6567730	19-20 CDBG-CV3 -Volunteers of America - Emergency Rental Assistance {103166-9919W0}	05Z	LMC	\$952.61
			6567736	19-20 CDBG-CV3 -Volunteers of America - Emergency Rental Assistance {103166-9919W0}	05Z	LMC	\$241.45
			6567929	19-20 CDBG-CV3 -Volunteers of America - Emergency Rental Assistance {103166-9919W0}	05Z	LMC	\$2,353.17
		7474	6490446	19-20 CDBG-CV The Salvation Army - Emergency Rental Assistance {102718-9919U4}	05Q	LMC	\$11,637.00
			6490447	19-20 CDBG-CV The Salvation Army - Emergency Rental Assistance {102718-9919U4}	05Q	LMC	\$3,036.00
			6490448	19-20 CDBG-CV The Salvation Army - Emergency Rental Assistance {102718-9919U4}	05Q	LMC	\$14,086.43
			6503096	19-20 CDBG-CV The Salvation Army - Emergency Rental Assistance {102718-9919U4}	05Q	LMC	\$12,775.00
			6503097	19-20 CDBG-CV The Salvation Army - Emergency Rental Assistance {102718-9919U4}	05Q	LMC	\$45,336.92
			6511791	19-20 CDBG-CV The Salvation Army - Emergency Rental Assistance {102718-9919U4}	05Q	LMC	\$19,723.00
	8	7582	6544540	19-20 CDBG-CV The Salvation Army - Emergency Rental Assistance {102718-9919U4}	05Q	LMC	\$13,075.15
			6557224	19-20 CDBG-CV The Salvation Army - Emergency Rental Assistance {102718-9919U4}	05Q	LMC	\$2,675.34
			6520959	20-21 CDBG-CV3 AB Christian Learning Center {103166-991925}	05L	LMC	\$5,961.68
			6520961	20-21 CDBG-CV3 AB Christian Learning Center {103166-991925}	05L	LMC	\$12,011.28
			6520964	20-21 CDBG-CV3 AB Christian Learning Center {103166-991925}	05L	LMC	\$6,248.34
			6520967	20-21 CDBG-CV3 AB Christian Learning Center {103166-991925}	05L	LMC	\$10,083.11
		7583	6532322	20-21 CDBG-CV3 AB Christian Learning Center {103166-991925}	05L	LMC	\$15,514.60
			6533389	20-21 CDBG-CV3 AB Christian Learning Center {103166-991925}	05L	LMC	\$8,582.88
			6544591	20-21 CDBG-CV3 AB Christian Learning Center {103166-991925}	05L	LMC	\$5,000.00
			6532321	20-21 CDBG-CV3 Boys & Girls Clubs of Greater Tarrant County {103166-991934}	05D	LMC	\$25,412.35
			6538339	20-21 CDBG-CV3 Boys & Girls Clubs of Greater Tarrant County {103166-991934}	05D	LMC	\$5,445.09
			6557377	20-21 CDBG-CV3 Boys & Girls Clubs of Greater Tarrant County {103166-991934}	05D	LMC	\$7,617.39
		7588	6557378	20-21 CDBG-CV3 Boys & Girls Clubs of Greater Tarrant County {103166-991934}	05D	LMC	\$13,096.91
			6567927	20-21 CDBG-CV3 Boys & Girls Clubs of Greater Tarrant County {103166-991934}	05D	LMC	\$6,955.41
			6532318	20-21 CDBG-CV3 United Community Centers {103166-991930}	05L	LMC	\$10,540.50
			6532319	20-21 CDBG-CV3 United Community Centers {103166-991930}	05L	LMC	\$7,912.50
			6533391	20-21 CDBG-CV3 United Community Centers {103166-991930}	05L	LMC	\$11,241.00
			6544595	20-21 CDBG-CV3 United Community Centers {103166-991930}	05L	LMC	\$18,613.00
			6552537	20-21 CDBG-CV3 United Community Centers {103166-991930}	05L	LMC	\$12,861.25

9	7584	6567725	20-21 CDBG-CV3 United Community Centers {103166-991930}	05L	LMC	\$20,847.75
		6520953	20-21 CDBG-CV3 Camp Fire First Texas {103166-991935}	05D	LMC	\$2,115.43
		6532323	20-21 CDBG-CV3 Camp Fire First Texas {103166-991935}	05D	LMC	\$3,161.39
		6532324	20-21 CDBG-CV3 Camp Fire First Texas {103166-991935}	05D	LMC	\$6,483.98
		6557380	20-21 CDBG-CV3 Camp Fire First Texas {103166-991935}	05D	LMC	\$4,621.77
	7586	6520954	20-21 CDBG-CV3 Fort Worth SPARC {103166-991988}	05D	LMC	\$59,593.33
		6544601	20-21 CDBG-CV3 Fort Worth SPARC {103166-991988}	05D	LMC	\$19,392.15
	7587	6520952	20-21 CDBG-CV3 Girls Inc {103166-991936}	05D	LMC	\$11,207.04
		6544596	20-21 CDBG-CV3 Girls Inc {103166-991936}	05D	LMC	\$27,763.32
		6552549	20-21 CDBG-CV3 Girls Inc {103166-991936}	05D	LMC	\$18,702.37
	7591	6552551	20-21 CDBG-CV3 Girls Inc {103166-991936}	05D	LMC	\$15,769.01
		6520950	20-21 CDBG-CV3 Fortress {103166-9919W2}	05D	LMC	\$10,066.63
		6544606	20-21 CDBG-CV3 Fortress {103166-9919W2}	05D	LMC	\$1,999.98
		6557382	20-21 CDBG-CV3 Fortress {103166-9919W2}	05D	LMC	\$4,172.00
		6557388	20-21 CDBG-CV3 Fortress {103166-9919W2}	05D	LMC	\$7,675.25
		6567925	20-21 CDBG-CV3 Fortress {103166-9919W2}	05D	LMC	\$2,100.00
		6532326	20-21 CDBG-CV3 Literacy United{103166-9919W4}	05D	LMC	\$19,516.01
	7592	6533388	20-21 CDBG-CV3 Literacy United{103166-9919W4}	05D	LMC	\$3,642.66
		6544607	20-21 CDBG-CV3 Literacy United{103166-9919W4}	05D	LMC	\$3,899.49
		6552546	20-21 CDBG-CV3 Literacy United{103166-9919W4}	05D	LMC	\$3,849.44
		6533387	20-21 CDBG-CV3 Rivertree Academy {103166-9919W5}	05D	LMC	\$10,709.76
	7593	6552544	20-21 CDBG-CV3 Rivertree Academy {103166-9919W5}	05D	LMC	\$405.81
Total						\$1,884,794.99

LINE 19 DETAIL: ACTIVITIES INCLUDED IN THE COMPUTATION OF LINE 19

Plan Year	IDIS Project	IDIS Activity	voucher Number	Activity Name	matrix Code	National Objective	Drawn Amount
2019	25	7492	6415116	19-20 CDBG-CV City of Fort Worth - NSD Administration	21A		\$28,822.26
			6416148	19-20 CDBG-CV City of Fort Worth - NSD Administration	21A		\$4,976.36
			6417310	19-20 CDBG-CV City of Fort Worth - NSD Administration	21A		\$8,611.32
			6431187	19-20 CDBG-CV City of Fort Worth - NSD Administration	21A		\$7,344.68
			6482532	19-20 CDBG-CV City of Fort Worth - NSD Administration	21A		\$3,131.86
			6482533	19-20 CDBG-CV City of Fort Worth - NSD Administration	21A		\$5,200.41
			6482534	19-20 CDBG-CV City of Fort Worth - NSD Administration	21A		\$4,008.58
			6482535	19-20 CDBG-CV City of Fort Worth - NSD Administration	21A		\$6,378.37
			6482536	19-20 CDBG-CV City of Fort Worth - NSD Administration	21A		\$8,609.17
			6482537	19-20 CDBG-CV City of Fort Worth - NSD Administration	21A		\$207.52
			6503747	19-20 CDBG-CV City of Fort Worth - NSD Administration	21A		\$6,711.31
			6503749	19-20 CDBG-CV City of Fort Worth - NSD Administration	21A		\$6,020.09

			6550485	19-20 CDBG-CV City of Fort Worth - NSD Administration	21A	\$5,056.99
			6550486	19-20 CDBG-CV City of Fort Worth - NSD Administration	21A	\$7,919.21
			6550487	19-20 CDBG-CV City of Fort Worth - NSD Administration	21A	\$6,296.80
			6550488	19-20 CDBG-CV City of Fort Worth - NSD Administration	21A	\$7,191.28
			6567346	19-20 CDBG-CV City of Fort Worth - NSD Administration	21A	\$6,723.56
2020	1	7573	6482547	202-21 CDBG-CV3 City of Fort Worth - NSD Administration	21A	\$3,179.59
			6482548	202-21 CDBG-CV3 City of Fort Worth - NSD Administration	21A	\$4,617.49
			6503750	202-21 CDBG-CV3 City of Fort Worth - NSD Administration	21A	\$4,839.37
			6503751	202-21 CDBG-CV3 City of Fort Worth - NSD Administration	21A	\$3,346.07
			6550498	202-21 CDBG-CV3 City of Fort Worth - NSD Administration	21A	\$4,161.98
			6550501	202-21 CDBG-CV3 City of Fort Worth - NSD Administration	21A	\$2,571.71
			6550502	202-21 CDBG-CV3 City of Fort Worth - NSD Administration	21A	\$1,324.94
			6550503	202-21 CDBG-CV3 City of Fort Worth - NSD Administration	21A	\$1,940.04
			6567350	202-21 CDBG-CV3 City of Fort Worth - NSD Administration	21A	\$20,928.70
Total						\$170,119.66

HUD ESG CAPER

Grant: ESG: Fort Worth - TX - Report Type: CAPER

Report Date Range

10/1/2020 to 9/30/2021

Contact Information

First Name	Sharon
Middle Name	A
Last Name	Burkley
Suffix	
Title	Senior Planner
Street Address 1	200 Texas Street
Street Address 2	
City	Fort Worth
State	Texas
ZIP Code	76102
E-mail Address	Sharon.Burkley@fortworthtexas.gov
Phone Number	(817)392-5785
Extension	
Fax Number	(817)392-2558

Project types carried out during the program year

Components	Projects	Total Persons Reported	Total Households Reported
Emergency Shelter	0	0	0
Day Shelter	0	0	0
Transitional Housing	0	0	0
Total Emergency Shelter Component	0	0	0
Total Street Outreach	0	0	0
Total PH - Rapid Re-Housing	0	0	0
Total Homelessness Prevention	0	0	0

Grant Information

Emergency Shelter Rehab/Conversion	
Did you create additional shelter beds/units through an ESG-funded rehab project	No
Did you create additional shelter beds/units through an ESG-funded conversion project	No

Data Participation Information

Are there any funded projects, except HMIS or Admin, which are <u>not listed on the Project, Links and Uploads form</u> ? This includes projects in the HMIS and from VSP	No
How many of the VSP projects have a HUD approved plan and are using a template rather than a comparable database report uploaded?	1

Project Outcomes

- no data -

ESG Information from IDIS

As of 11/26/2021

FY	Grant Number	Current Authorized Amount	Funds Committed By Recipient	Funds Drawn	Balance Remaining	Obligation Date	Expenditure Deadline
2020	E20MC480010	\$638,858.00	\$638,858.00	\$553,439.88	\$85,418.12	9/4/2020	9/4/2022
2019	E19MC480010	\$616,266.00	\$616,266.00	\$616,266.00	\$0	8/27/2019	8/27/2021
2018	E18MC480010	\$587,565.00	\$587,565.00	\$587,565.00	\$0	10/3/2018	10/3/2020
2017	E17MC480010	\$577,437.00	\$577,437.00	\$577,437.00	\$0	10/19/2017	10/19/2019
2016	E16MC480010	\$570,031.00	\$570,031.00	\$570,031.00	\$0	10/11/2016	10/11/2018
2015	E15MC480010	\$552,108.00	\$552,108.00	\$552,108.00	\$0	11/17/2015	11/17/2017
Total		\$4,461,491.00	\$4,461,491.00	\$4,376,072.88	\$85,418.12		

Expenditures	2020	2019	2018	2017	2016	2015
	Yes	No	No	No	No	No
	FY2020 Annual ESG Funds for					
Homelessness Prevention	Non-COVID	COVID				
Rental Assistance	107,629.00					
Relocation and Stabilization Services - Financial Assistance						
Relocation and Stabilization Services - Services						
Hazard Pay (unique activity)						
Landlord Incentives (unique activity)						
Volunteer Incentives (unique activity)						
Training (unique activity)						
Homeless Prevention Expenses	107,629.00	0.00				
	FY2020 Annual ESG Funds for					
Rapid Re-Housing	Non-COVID	COVID				
Rental Assistance	72,062.67					
Relocation and Stabilization Services - Financial Assistance						
Relocation and Stabilization Services - Services						
Hazard Pay (unique activity)						
Landlord Incentives (unique activity)						
Volunteer Incentives (unique activity)						
Training (unique activity)						
RRH Expenses	72,062.67	0.00				
	FY2020 Annual ESG Funds for					
Emergency Shelter	Non-COVID	COVID				
Essential Services	364,656.67					
Operations						
Renovation						
Major Rehab						
Conversion						
Hazard Pay (unique activity)						
Volunteer Incentives (unique activity)						
Training (unique activity)						
Emergency Shelter Expenses	364,656.67	0.00				
	FY2020 Annual ESG Funds for					
Temporary Emergency Shelter	Non-COVID	COVID				
Essential Services						
Operations						
Leasing existing real property or temporary structures						
Acquisition						
Renovation						
Hazard Pay (unique activity)						
Volunteer Incentives (unique activity)						
Training (unique activity)						
Other Shelter Costs						
Temporary Emergency Shelter Expenses		0.00				
	FY2020 Annual ESG Funds for					
Street Outreach	Non-COVID	COVID				
Essential Services						
Hazard Pay (unique activity)						
Volunteer Incentives (unique activity)						
Training (unique activity)						
Handwashing Stations/Portable Bathrooms (unique activity)						
Street Outreach Expenses	0.00	0.00				
	FY2020 Annual ESG Funds for					
Other ESG Expenditures	Non-COVID	COVID				
Cell Phones - for persons in CoC/YHDP funded projects (unique activity)						
Coordinated Entry COVID Enhancements (unique activity)						
Training (unique activity)						
Vaccine Incentives (unique activity)						
HMIS						
Administration	9,091.54					
Other Expenses	9,091.54	0.00				
	FY2020 Annual ESG Funds for					
	Non-COVID	COVID				
Total Expenditures	553,439.88	0.00				

Match	553,439.88	
<u>Total ESG expenditures plus match</u>	1,106,879.76	
 Total expenditures plus match for all years		1,106,879.76

ESG Expenditure Report

Grantee	City of Fort Worth (21001-103022, 102719, 103024),						Grant Amount		\$8,912,346.00				
Grant #	E-15-MC-48-0006						Cumulative Expenditures		\$ 3,544,514.02	% Essential Services & SS (60% cap)		14.3%	
Report Period	October 01, 2020 - September 30, 2021						Unexpended Balance		\$ 5,367,831.98	% Administration (7.5% cap)		1.5%	
IDIS Project #	Project Name	Street Outreach		HMIS		Rapid Rehousing		Emergency Shelter Services		Homelessness Prevention		Administration	
		This Year	Cumulative	This Year	Cumulative	This Year	Cumulative	This Year	Cumulative	This Year	Cumulative	This Year	Cumulative
7495	City of Fort Worth Administration											\$13,169.05	\$13,169.05
7495	NSD-ESG-CV ADMIN											\$85,933.52	\$85,933.52
7495	NSD-ESG-CV 2 ADMIN											\$35,439.56	\$35,439.56
7496	SS-Presbyterian Night Shelter							\$131,315.00	\$131,315.00				
7496	SS SAFEHAVEN							\$68,295.88	\$68,295.88				
7496	SS TRUE WORTH PLACE							\$165,045.79	\$165,045.79				
7552	HP-Salvation Army									\$107,629.00	\$107,629.00		
7493	RR-Ctr for Transforming Lives					\$72,062.67	\$72,062.67						
7493	CENTER FOR TRANSFORMING LIFES-RR					\$49,896.72	\$49,896.72						
7493	SALVATION ARMY-RR					\$166,308.43	\$166,308.43						
7493	SAFEHAVEN-RR					\$96,511.31	\$96,511.31						
7493	DAY RESOURCE CENTER-RR					\$78,108.01	\$78,108.01						
7493	PRESBYTERIAN NIGHT SHELTER-RR					\$313,743.66	\$313,743.66						
7496	PRESBYTERIAN NIGHT SHELTER-SS							\$230,000.00	\$230,000.00				
7496	TRUE WORTH-DS							\$120,000.00	\$120,000.00				
7496	SALVATION ARMY-ES							\$51,800.08	\$51,800.08				
7496	SS- Directions Home							\$38,467.78	\$38,467.78				
7496	SS -PRESBYTERIAN NIGHT SHELTER							\$139,971.04	\$139,971.04				
7496	SS -TRUE WORTH							\$144,341.27	\$144,341.27				
7493	RR -FW HOUSING SOLUTIONS					\$361,010.64	\$361,010.64						
7493	RR -SALVATION ARMY					\$71,471.28	\$71,471.28						
7493	RR -SAFEHAVEN					\$175,872.09	\$175,872.09						
7493	RR - PRESBYTERIAN NIGHT SHELTER					\$291,680.90	\$291,680.90						
7552	HP - CORNERSTONE									\$352,757.05	\$352,757.05		
7552	HP -SAFEHAVEN												
7580	OR -DAY RESOURCE CENTER	\$78,185.90	\$78,185.90										
7580	OR -TRUE WORTH	\$105,497.39	\$105,497.39										
Totals		\$ 183,683.29	\$ 183,683.29	\$ -	\$ -	\$ 1,676,665.71	\$ 1,676,665.71	\$ 1,089,236.84	\$ 1,089,236.84	\$ 460,386.05	\$ 460,386.05	\$ 134,542.13	\$ 134,542.13

Comments: Year 1 Expenditures of Grant Project 21001-103022,102719,103024

ESG Expenditure Report

Grantee	City of Fort Worth (21001-102363)							Grant Amount		\$ 616,266.00			
Grant #	E-15-MC-48-0006							Cumulative Expenditures		\$ 616,266.00	% Essential Services & SS (60% cap)		58.0%
Report Period	October 01, 2020 - September 30, 2021							Unexpended Balance		\$ -	% Administration (7.5% cap)		7.5%
IDIS Project #	Project Name	Street Outreach		HMIS		Rapid Rehousing		Emergency Shelter Services		Homelessness Prevention		Administration	
		This Year	Cumulative	This Year	Cumulative	This Year	Cumulative	This Year	Cumulative	This Year	Cumulative	This Year	Cumulative
7407	City of Fort Worth Administration											\$ 33,365.45	\$ 46,169.00
7408	SS-Presbyterian Night Shelter								\$ 144,999.99				
7408	SS SAFEHAVEN							\$ 22,149.27	\$ 90,752.09				
7408	SS TRUE WORTH PLACE								\$ 121,477.10				
7409	HP-Salvation Army										\$ 125,046.00		
7410	RR-Ctr for Transforming Lives						\$ 87,821.82						
Totals		\$ -	\$ -	\$ -	\$ -	\$ -	\$ 87,821.82	\$ 22,149.27	\$ 357,229.18	\$ -	\$ 125,046.00	\$ 33,365.45	\$ 46,169.00

Comments: Year 2 Expenditures of Grant Project 21001-102363



Housing Opportunities for Persons With AIDS (HOPWA) Program

Consolidated Annual Performance and Evaluation Report (CAPER) Measuring Performance Outcomes

OMB Number 2506-0133 (Expiration Date: 11/30/2023)

The CAPER report for HOPWA formula grantees provides annual information on program accomplishments that supports program evaluation and the ability to measure program beneficiary outcomes as related to: maintain housing stability; prevent homelessness; and improve access to care and support. This information is also covered under the Consolidated Plan Management Process (CPMP) report and includes Narrative Responses and Performance Charts required under the Consolidated Planning regulations. Reporting is required for all HOPWA formula grantees. The public reporting burden for the collection of information is estimated to average 41 hours per manual response, or less if an automated data collection and retrieval system is in use, along with 60 hours for record keeping, including the time for reviewing instructions, searching existing data sources, gathering and maintaining the data needed, and completing and reviewing the collection of information. HUD's requirements for reports submitted by HOPWA formula grantees are supported by 42 U.S.C. § 12911 and HUD's regulations at 24 CFR § 574.520(a). Grantees are required to report on the activities undertaken only, thus there may be components of these reporting requirements that may not be applicable. This agency may not conduct or sponsor, and a person is not required to respond to a collection of information unless that collection displays a valid OMB control number. While confidentiality is not assured, HUD generally only releases this information as required or permitted by law.

Overview. The Consolidated Annual Performance and Evaluation Report (CAPER) provides annual performance reporting on client outputs and outcomes that enables an assessment of grantee performance in achieving the housing stability outcome measure. The CAPER fulfills statutory and regulatory program reporting requirements and provides the grantee and HUD with the necessary information to assess the overall program performance and accomplishments against planned goals and objectives.

HOPWA formula grantees are required to submit a CAPER demonstrating coordination with other Consolidated Plan resources. HUD uses the CAPER data to obtain essential information on grant activities, project sponsors, housing sites, units and households, and beneficiaries (which includes racial and ethnic data on program participants). The Consolidated Plan Management Process tool (CPMP) provides an optional tool to integrate the reporting of HOPWA specific activities with other planning and reporting on Consolidated Plan activities.

Table of Contents

PART 1: Grantee Executive Summary

1. Grantee Information
2. Project Sponsor Information
5. Grantee Narrative and Performance Assessment
 - a. Grantee and Community Overview
 - b. Annual Performance under the Action Plan
 - c. Barriers or Trends Overview

PART 2: Sources of Leveraging and Program Income

1. Sources of Leveraging
2. Program Income and Resident Rent Payments

PART 3: Accomplishment Data: Planned Goals and Actual Outputs

PART 4: Summary of Performance Outcomes

1. Housing Stability: Permanent Housing and Related Facilities
2. Prevention of Homelessness: Short-Term Housing Payments
3. Access to Care and Support: Housing Subsidy Assistance with Supportive Services

PART 5: Worksheet - Determining Housing Stability Outcomes

PART 6: Annual Report of Continued Use for HOPWA Facility-Based Stewardship Units (Only)

PART 7: Summary Overview of Grant Activities

- A. Information on Individuals, Beneficiaries and Households Receiving HOPWA Housing Subsidy Assistance (TBRA, STRMU, PHP, Facility Based Units, Master Leased Units ONLY)
- B. Facility-Based Housing Assistance

Continued Use Periods. Grantees that used HOPWA funding for new construction, acquisition, or substantial rehabilitation of a building or structure are required to operate the building or structure for HOPWA-eligible beneficiaries for a ten (10) years period. If no further HOPWA funds are used to support the facility, in place of completing Section 7B of the CAPER, the grantee must submit an Annual Report of Continued Project Operation throughout the required use periods. This report is included in Part 6 in CAPER. The required use period is three (3) years if the rehabilitation is non-substantial.

Record Keeping. Names and other individual information must be kept confidential, as required by 24 CFR 574.440. However, HUD reserves the right to review the information used to complete this report for grants management oversight purposes, except for recording any names and other identifying information. **In the case that HUD must review client-level data, no client names or identifying information will be retained or recorded. Information is reported in aggregate to HUD without personal identification. Do not submit client or personal information in data systems to HUD.**

In connection with the development of the Department's standards for Homeless Management Information Systems (HMIS), universal data elements are being collected for clients of HOPWA-funded homeless assistance projects. These project sponsor records would include: Name, Social Security Number, Date of Birth, Ethnicity and Race, Gender, Veteran Status, Disabling Conditions, Residence Prior to Program Entry, Zip Code of Last Permanent Address, Housing Status, Program Entry

Date, Program Exit Date, Personal Identification Number, and Household Identification Number. These are intended to match the elements under HMIS. The HOPWA program-level data elements include: Income and Sources, Non-Cash Benefits, HIV/AIDS Status, Services Provided, Housing Status or Destination at the end of the operating year, Physical Disability, Developmental Disability, Chronic Health Condition, Mental Health, Substance Abuse, Domestic Violence, Medical Assistance, and T-cell Count. Other HOPWA projects sponsors may also benefit from collecting these data elements. HMIS local data systems must maintain client confidentiality by using a closed system in which medical information and HIV status are only shared with providers that have a direct involvement in the client's case management, treatment and care, in line with the signed release of information from the client.

Operating Year. HOPWA formula grants are annually awarded for a three-year period of performance with three operating years. The information contained in this CAPER must represent a one-year period of HOPWA program operation that coincides with the grantee's program year; this is the operating year. More than one HOPWA formula grant awarded to the same grantee may be used during an operating year and the CAPER must capture all formula grant funding used during the operating year. Project sponsor accomplishment information must also coincide with the operating year this CAPER covers. Any change to the period of performance requires the approval of HUD by amendment, such as an extension for an additional operating year.

Final Assembly of Report. After the entire report is assembled, number each page sequentially.

Filing Requirements. Within 90 days of the completion of each program year, grantees must submit their completed CAPER to the CPD Director in the grantee's State or Local HUD Field Office, and to the HOPWA Program Office: at HOPWA@hud.gov. Electronic submission to HOPWA Program office is preferred; however, if electronic submission is not possible, hard copies can be mailed to: Office of HIV/AIDS Housing, Room 7248, U.S. Department of Housing and Urban Development, 451 Seventh Street, SW, Washington, D.C., 20410.

Definitions

Adjustment for Duplication: Enables the calculation of unduplicated output totals by accounting for the total number of households or units that received more than one type of HOPWA assistance in a given service category such as HOPWA Subsidy Assistance or Supportive Services. For example, if a client household received both TBRA and STRMU during the operating year, report that household in the category of HOPWA Housing Subsidy Assistance in Part 3, Chart 1, Column [1b] in the following manner:

HOPWA Housing Subsidy Assistance		[1] Outputs: Number of Households
1.	Tenant-Based Rental Assistance	1
2a.	Permanent Housing Facilities: Received Operating Subsidies/Leased units	
2b.	Transitional/Short-term Facilities: Received Operating Subsidies	
3a.	Permanent Housing Facilities: Capital Development Projects placed in service during the operating year	
3b.	Transitional/Short-term Facilities: Capital Development Projects placed in service during the operating year	
4.	Short-term Rent, Mortgage, and Utility Assistance	1
5.	Adjustment for duplication (subtract)	1
6.	TOTAL Housing Subsidy Assistance (Sum of Rows 1-4 minus Row 5)	1

Administrative Costs: Costs for general management, oversight, coordination, evaluation, and reporting. By statute, grantee administrative costs are limited to 3% of total grant award, to be expended over the life of the grant. Project sponsor administrative costs are limited to 7% of the portion of the grant amount they receive.

Beneficiary(ies): All members of a household who received HOPWA assistance during the operating year including the one individual who qualified the household for HOPWA assistance as well as any other members of the household (with or without HIV) who benefitted from the assistance.

Chronically Homeless Person: An individual or family who: (i) is homeless and lives or resides individual or family who: (i) Is homeless and lives or resides in a place not meant for human habitation, a safe haven, or in an emergency shelter; (ii) has been homeless and living or residing in a place not meant for human habitation, a safe haven, or in an emergency shelter continuously for at least 1 year or on at least 4 separate occasions in the last 3 years; and (iii) has an adult head of household (or a minor head of household if no adult is present in the household) with a diagnosable substance use disorder, serious mental illness, developmental disability (as defined in section 102 of the Developmental Disabilities Assistance and Bill of Rights Act of 2000 (42 U.S.C. 15002)), post traumatic stress disorder, cognitive impairments resulting from a brain injury, or chronic physical illness or disability, including the co-occurrence of 2 or more of those conditions. Additionally, the statutory definition includes as chronically homeless a person who currently lives or resides in an institutional care facility, including a jail, substance abuse or mental health treatment facility, hospital or other similar facility, and has resided there for fewer than 90 days if such person met the other criteria for homeless prior to entering that facility. (See 42 U.S.C. 11360(2)) This does not include doubled-up or overcrowding situations.

Disabling Condition: Evidencing a diagnosable substance use disorder, serious mental illness, developmental disability, chronic physical illness, or disability, including the co-occurrence of two or more of these conditions. In addition, a disabling condition may limit an individual's ability to work or perform one or more activities of daily living. An HIV/AIDS diagnosis is considered a disabling condition.

Facility-Based Housing Assistance: All eligible HOPWA Housing expenditures for or associated with supporting facilities including community residences, SRO dwellings, short-term facilities, project-based rental units, master leased units, and other housing facilities approved by HUD.

Faith-Based Organization: Religious organizations of three types: (1) congregations; (2) national networks, which include national denominations, their social service arms (for example, Catholic Charities, Lutheran Social Services), and networks of related organizations (such as YMCA and YWCA); and (3) freestanding religious organizations, which are incorporated separately from congregations and national networks.

Grassroots Organization: An organization headquartered in the local community where it provides services; has a social services budget of \$300,000 or less annually, and six or fewer full-time equivalent employees. Local affiliates of national organizations are not considered "grassroots."

HOPWA Eligible Individual: The one (1) low-income person with HIV/AIDS who qualifies a household for HOPWA assistance. This person may be considered "Head of Household." When the CAPER asks for information on eligible individuals, report on this individual person only. Where there is more than one person with HIV/AIDS in the household, the additional PWH/A(s), would be considered a beneficiary(s).

HOPWA Housing Information Services: Services dedicated to helping persons living with HIV/AIDS and their families to identify, locate, and acquire housing. This may also include fair housing counseling for eligible persons who may encounter discrimination based on race, color, religion, sex, age, national origin, familial status, or handicap/disability.

HOPWA Housing Subsidy Assistance Total: The unduplicated number of households receiving housing subsidies (TBRA, STRMU, Permanent

Housing Placement services and Master Leasing) and/or residing in units of facilities dedicated to persons living with HIV/AIDS and their families and supported with HOPWA funds during the operating year.

Household: A single individual or a family composed of two or more persons for which household incomes are used to determine eligibility and for calculation of the resident rent payment. The term is used for collecting data on changes in income, changes in access to services, receipt of housing information services, and outcomes on achieving housing stability. Live-In Aides (see definition for Live-In Aide) and non-beneficiaries (e.g. a shared housing arrangement with a roommate) who resided in the unit are not reported on in the CAPER.

Housing Stability: The degree to which the HOPWA project assisted beneficiaries to remain in stable housing during the operating year. See *Part 5: Determining Housing Stability Outcomes* for definitions of stable and unstable housing situations.

In-kind Leveraged Resources: These are additional types of support provided to assist HOPWA beneficiaries such as volunteer services, materials, use of equipment and building space. The actual value of the support can be the contribution of professional services, based on customary rates for this specialized support, or actual costs contributed from other leveraged resources. In determining a rate for the contribution of volunteer time and services, use the criteria described in 2 CFR 200. The value of any donated material, equipment, building, or lease should be based on the fair market value at time of donation. Related documentation can be from recent bills of sales, advertised prices, appraisals, or other information for comparable property similarly situated.

Leveraged Funds: The amount of funds expended during the operating year from non-HOPWA federal, state, local, and private sources by grantees or sponsors in dedicating assistance to this client population. Leveraged funds or other assistance are used directly in or in support of HOPWA program delivery.

Live-In Aide: A person who resides with the HOPWA Eligible Individual and who meets the following criteria: (1) is essential to the care and well-being of the person; (2) is not obligated for the support of the person; and (3) would not be living in the unit except to provide the necessary supportive services. *See 24 CFR 5.403 and the HOPWA Grantee Oversight Resource Guide for additional reference.*

Master Leasing: Applies to a nonprofit or public agency that leases units of housing (scattered-sites or entire buildings) from a landlord, and subleases the units to homeless or low-income tenants. By assuming the tenancy burden, the agency facilitates housing of clients who may not be able to maintain a lease on their own due to poor credit, evictions, or lack of sufficient income.

Operating Costs: Applies to facility-based housing only, for facilities that are currently open. Operating costs can include day-to-day housing function and operation costs like utilities, maintenance, equipment, insurance, security, furnishings, supplies and salary for staff costs directly related to the housing project but not staff costs for delivering services.

Outcome: The degree to which the HOPWA assisted household has been enabled to establish or maintain a stable living environment in housing that is safe, decent, and sanitary, (per the regulations at 24 CFR 574.310(b)) and to reduce the risks of homelessness, and improve access to HIV treatment and other health care and support.

Output: The number of units of housing or households that receive HOPWA assistance during the operating year.

Permanent Housing Placement: A supportive housing service that helps establish the household in the housing unit, including but not limited to reasonable costs for security deposits not to exceed two months of rent costs.

Program Income: Gross income directly generated from the use of HOPWA funds, including repayments. See grant administration

requirements on program income at 24 CFR 200.307.

Project-Based Rental Assistance (PBRA): A rental subsidy program that is tied to specific facilities or units owned or controlled by a project sponsor. Assistance is tied directly to the properties and is not portable or transferable.

Project Sponsor Organizations: Per HOPWA regulations at 24 CFR 574.3, any nonprofit organization or governmental housing agency that receives funds under a contract with the grantee to provide eligible housing and other support services or administrative services as defined in 24 CFR 574.300. Project Sponsor organizations are required to provide performance data on households served and funds expended.

SAM: All organizations applying for a Federal award must have a valid registration active at sam.gov. SAM (System for Award Management) registration includes maintaining current information and providing a valid DUNS number.

Short-Term Rent, Mortgage, and Utility (STRMU) Assistance: A time-limited, housing subsidy assistance designed to prevent homelessness and increase housing stability. Grantees may provide assistance for up to 21 weeks in any 52-week period. The amount of assistance varies per client depending on funds available, tenant need and program guidelines.

Stewardship Units: Units developed with HOPWA, where HOPWA funds were used for acquisition, new construction and rehabilitation that no longer receive operating subsidies from HOPWA. Report information for the units is subject to the three-year use agreement if rehabilitation is non-substantial and to the ten-year use agreement if rehabilitation is substantial.

Tenant-Based Rental Assistance (TBRA): TBRA is a rental subsidy program similar to the Housing Choice Voucher program that grantees can provide to help low-income households access affordable housing. The TBRA voucher is not tied to a specific unit, so tenants may move to a different unit without losing their assistance, subject to individual program rules. The subsidy amount is determined in part based on household income and rental costs associated with the tenant's lease.

Transgender: Transgender is defined as a person who identifies with, or presents as, a gender that is different from the person's gender assigned at birth.

Veteran: A veteran is someone who has served on active duty in the Armed Forces of the United States. This does not include inactive military reserves or the National Guard unless the person was called up to active duty.

Housing Opportunities for Person With AIDS (HOPWA) Consolidated Annual Performance and Evaluation Report (CAPER) Measuring Performance Outputs and Outcomes

OMB Number 2506-0133 (Expiration Date: 11/30/2023)

Part 1: Grantee Executive Summary

As applicable, complete the charts below to provide more detailed information about the agencies and organizations responsible for the administration and implementation of the HOPWA program. Chart 1 requests general Grantee Information and Chart 2 is to be completed for each organization selected or designated as a project sponsor, as defined by 24 CFR 574.3.

Note: If any information does not apply to your organization, please enter N/A. Do not leave any section blank.

1. Grantee Information

HUD Grant Number TXH20-F002		Operating Year for this report <i>From (mm/dd/yy) 10/01/20 To (mm/dd/yy) 09/30/21</i>		
Grantee Name City of Fort Worth				
Business Address		200 Texas Street		
City, County, State, Zip		Fort Worth	Tarrant	Texas 76102
Employer Identification Number (EIN) or Tax Identification Number (TIN)		75-6000528		
DUN & Bradstreet Number (DUNs):		073170458	System for Award Management (SAM):: Is the grantee's SAM status currently active? <input checked="" type="checkbox"/> Yes <input type="checkbox"/> No If yes, provide SAM Number: FXG4SWSNZKT9	
Congressional District of Grantee's Business Address		12		
*Congressional District of Primary Service Area(s)		11, 12, 25, 30		
*City(ies) and County(ies) of Primary Service Area(s)		Cities: Fort Worth, Arlington, North Richland Hills, Lake Worth, Keller, Hurst, Euless, Bedford, Haltom City, Colleyville, Crowley, Saginaw, Benbrook, Aledo, Weatherford, Cleburne, Joshua, Alvarado, Glen Rose, Granbury, Decatur, Bridgeport, Stephenville, Mineral Wells Counties: Tarrant, Parker, Johnson, Somervell, Hood, Wise, Erath, Palo Pinto		
Organization's Website Address https://www.fortworthtexas.gov/departments/neighborhoods		Is there a waiting list(s) for HOPWA Housing Subsidy Assistance Services in the Grantee Service Area? <input type="checkbox"/> Yes <input checked="" type="checkbox"/> No If yes, explain in the narrative section what services maintain a waiting list and how this list is administered. N/A		

* Service delivery area information only needed for program activities being directly carried out by the grantee.

2. Project Sponsor Information

Please complete Chart 2 for each organization designated or selected to serve as a project sponsor, as defined by 24 CFR 574.3. Use this section to report on organizations involved in the direct delivery of services for client households.

Note: If any information does not apply to your organization, please enter N/A.

Project Sponsor Agency Name City of Fort Worth Neighborhood Services Department		Parent Company Name, if applicable City of Fort Worth	
Name and Title of Contact at Project Sponsor Agency Terrance Jones, Interim Housing Program Manager			
Email Address Terrance.Jones@fortworthtexas.gov			
Business Address 200 Texas Street			
City, County, State, Zip Fort Worth, Tarrant, Texas 76102			
Phone Number (with area code) 817-392-7563			
Employer Identification Number (EIN) or Tax Identification Number (TIN) 75-6000528		Fax Number (with area code) 817-392-7328	
DUN & Bradstreet Number (DUNs): 07-317-0458			
Congressional District of Project Sponsor's Business Address 12			
Congressional District(s) of Primary Service Area(s) 11,12,25,30			
City(ies) and County(ies) of Primary Service Area(s) Cities: Fort Worth, Arlington, North Richland Hills, Lake Worth, Keller, Hurst, Euless, Bedford, Haltom City, Colleyville, Crowley, Saginaw, Benbrook, Aledo, Weatherford, Cleburne, Joshua, Alvarado, Glen Rose, Granbury, Decatur, Bridgeport, Stephenville, Mineral Wells		Counties: Tarrant, Parker, Johnson, Somervell, Hood, Wise, Erath, Palo Pinto	
Total HOPWA contract amount for this Organization for the operating year \$755,607.00			
Organization's Website Address https://www.fortworthtexas.gov/departments/neighborhoods			
Is the sponsor a nonprofit organization? <input checked="" type="checkbox"/> Yes <input type="checkbox"/> No Please check if yes and a faith-based organization. <input type="checkbox"/> Please check if yes and a grassroots organization. <input type="checkbox"/>		Does your organization maintain a waiting list? <input type="checkbox"/> Yes <input checked="" type="checkbox"/> No If yes, explain in the narrative section how this list is administered. N/A	

2a. Project Sponsor Information

Please complete Chart 2 for each organization designated or selected to serve as a project sponsor, as defined by 24 CFR 574.3.

Use this section to report on organizations involved in the direct delivery of services for client households.

Note: If any information does not apply to your organization, please enter N/A.

Project Sponsor Agency Name AIDS Outreach Center		Parent Company Name, if applicable N/A	
Name and Title of Contact at Project Sponsor Agency	Michelle Pantaleo, Director of Client Services OR Casandra Cisneros, Financial Services Manager		
Email Address	michellep@aoc.org OR cassandrac@aoc.org		
Business Address	400 N. Beach Street Ste. 100		
City, County, State, Zip	Fort Worth, Tarrant County, Texas 76111		
Phone Number (with area code)	817-916-5207	817-916-5228	
Employer Identification Number (EIN) or Tax Identification Number (TIN)	75-2139336	Fax Number (with area code) 817-916-4664	
DUN & Bradstreet Number (DUNs):	781414842		
Congressional District of Project Sponsor's Business Address	33		
Congressional District(s) of Primary Service Area(s)	33		
City(ies) and County(ies) of Primary Service Area(s)	Cities: Fort Worth, Euless, North Richland Hills, Bedford, Hurst, Grapevine, Arlington, Grand Prairie, Cleburne, Weatherford, Burleson, Haltom City, Willow Park, Lake Worth, Watauga, Forest Hill, Rhome, Mansfield, Decatur		Counties: Tarrant, Johnson, Parker, Wise, Hood, and Somervell
Total HOPWA contract amount for this Organization for the operating year	\$230,000.00		
Organization's Website Address	www.aoc.org		
Is the sponsor a nonprofit organization? <input checked="" type="checkbox"/> Yes <input type="checkbox"/> No Please check if yes and a faith-based organization. <input type="checkbox"/> Please check if yes and a grassroots organization. <input type="checkbox"/>		Does your organization maintain a waiting list? <input checked="" type="checkbox"/> Yes <input type="checkbox"/> No If yes, explain in the narrative section how this list is administered.	

2b. Project Sponsor Information

Please complete Chart 2 for each organization designated or selected to serve as a project sponsor, as defined by 24 CFR 574.3.

Use this section to report on organizations involved in the direct delivery of services for client households.

Note: If any information does not apply to your organization, please enter N/A.

Project Sponsor Agency Name Tarrant County Samaritan Housing, Inc.		Parent Company Name, if applicable N/A	
Name and Title of Contact at Project Sponsor Agency	Kimberly Robinson		
Email Address	krobinson@samaritanhouse.org		
Business Address	929 Hemphill Street		
City, County, State, Zip	Fort Worth, Tarrant County, Texas 76104		
Phone Number (with area code)	817-332-6410	x177	
Employer Identification Number (EIN) or Tax Identification Number (TIN)	75-2401109	Fax Number (with area code) 817-332-6409	
DUN & Bradstreet Number (DUNs):	836575245		
Congressional District of Project Sponsor's Business Address	26		
Congressional District(s) of Primary Service Area(s)	26		
City(ies) and County(ies) of Primary Service Area(s)	Cities: Fort Worth	Counties: Tarrant County	
Total HOPWA contract amount for this Organization for the operating year	\$738,379.00		
Organization's Website Address	www.samaritanhouse.org		
Is the sponsor a nonprofit organization? <input checked="" type="checkbox"/> Yes <input type="checkbox"/> No Please check if yes and a faith-based organization. <input type="checkbox"/> Please check if yes and a grassroots organization. <input type="checkbox"/>		Does your organization maintain a waiting list? <input checked="" type="checkbox"/> Yes <input type="checkbox"/> No If yes, explain in the narrative section how this list is administered.	

5. Grantee Narrative and Performance Assessment

a. Grantee and Community Overview

Provide a one to three page narrative summarizing major achievements and highlights that were proposed and completed during the program year. Include a brief description of the grant organization, area of service, the name(s) of the program contact(s), and an overview of the range/type of housing activities provided. This overview may be used for public information, including posting on HUD's website. *Note: Text fields are expandable.*

City of Fort Worth Neighborhood Services Department

HOPWA funds provided tenant based rental assistance and administrative support for City of Fort Worth Neighborhood Services. Through the course of the grant year October 2020 to September 2021, grant funds supported 48 residents. The City of Fort Worth Neighborhood Services Department established itself in the community in 2019 as a major achievement as a new program, addressing the housing needs of people living with HIV/AIDS. In its second year, it is still considered a new program in the community. The agency provides housing assistance to individuals and families residing in scatter-site units throughout the City of Fort Worth and surrounding counties. The waitlist is managed by the Senior Human Services Specialist. Applicants are selected on a first-come, first-served basis and placed on the waitlist. However, an extremely vulnerable individual or family may be considered a priority on a case by case basis and selected regardless of placement on the list. As funding is made available, applicants are contacted for basic screening. Once screened, an application is completed, and the individual is then further assessed for eligibility based on identified criteria (HIV status and Area Median Income). People interested in housing program and services offered by City of Fort Worth Neighborhood Services Department may contact Mrs. Liza Bethea at 817-392-6125 (office) or via email at Liza.bethea@fortworthtexas.gov

AIDS Outreach Center

AIDS Outreach Center of Fort Worth provides a wide variety of services to clients living with HIV/AIDS and their families in Tarrant County and in seven rural counties surrounding Tarrant County. Our housing services are limited to that which we can provide through our City of Fort Worth HOPWA contract, although we provide other services such as dental services, insurance assistance, medical and non-medical case management, outreach and prevention services, nutrition center services-equipped with a full-time dietician, mental health services and transportation, to name the primary ones. We provide Short Term Rental Mortgage and Utility (STRMU) help to low income families in the counties that we serve through our City of Fort Worth HOPWA contract. Thus far we have provided HOPWA services to 73 households from October 1, 2020 to September 30, 2021. This is 81% of our goal of 90 households for the grant year.

Tarrant County Samaritan Housing

HOPWA funds received provided supportive service, facility-based operations, tenant-based rental assistance, and administrative support for Tarrant County Samaritan Housing, Inc. (Samaritan House). Through the course of the grant year (October 2020 – September 2021), grant funds supported 122 households.

Samaritan House was established in 1991 to provide permanent supportive housing to individuals living with HIV/AIDS. Along with housing services, Samaritan House resident may receive case management services, substance abuse counseling, medical transportation services, patient navigation, nutritional counseling and education, life skills training, and up to three meals daily. Today Samaritan House operated a 60-unit single-room occupancy building and a 66-unit apartment complex in the medical district of Fort Worth. The agency also provides housing assistance and supportive services to individuals and families residing in scatter-site units throughout the City of Fort Worth. Individuals interested in housing programs and services offered by Samaritan House may contact Kimberly Robinson, President

and Chief Executive Officer at 817-332-6410 extension 177 or via email at krobinson@samaritanhouse.org.

The waitlist for housing services at Samaritan House's property is maintained by the Intake Coordinator. Once a unit becomes available Samaritan House contacts individuals to determine if they are still in need of housing. Individuals interested in housing programs and services offered by Samaritan House may contact Amanda Johnson at 817-332-6410 extension 170 or via email at ajohnson@samaritanhouse.org.

b. Annual Performance under the Action Plan

Provide a narrative addressing each of the following four items:

1. Outputs Reported. Describe significant accomplishments or challenges in achieving the number of housing units supported and the number households assisted with HOPWA funds during this operating year compared to plans for this assistance, as approved in the Consolidated Plan/Action Plan. Describe how HOPWA funds were distributed during your operating year among different categories of housing and geographic areas to address needs throughout the grant service area, consistent with approved plans.

City of Fort Worth Neighborhood Services Department

A significant barriers to obtaining housing, continues to be issues around the lack of availability of decent, safe and affordable housing options. The second barrier has been coaxing new landlords in registering with the City of Fort Worth as vendors. The system has proven challenging for landlords to accomplish. Neighborhood Services has worked diligently to provide a positive approach to the barrier. Lastly, new landlords were hesitant to collaborate with the program due to past experiences with slow payments. Staff has worked persistently to identify new landlords, and maintain a professional collaborative effort with current landlords. By using this approach, the goal of clients assessing greater options for clients will increase. HOPWA funds were distributed among different categories and geographic areas, from identifying new clients and landlords from Hurst to Arlington, Texas. Serving Fort Worth and surrounding counties are consistent with approved plans.

AIDS Outreach Center

We have at this point in the grant provided HOPWA services to 73 households from October 1, 2020- September 30, 2021. This is 81% of our goal of 90 households for the grant year. Our strategy for this year was to predominately focus on increasing our STRMU assistance. Through STRMU, we are able to help clients threatened with homelessness, because of short term issues, such as illness, job loss, and loss of hours worked. The HOPWA program is providing continued assistance and housing stabilization to those facing many challenges with COVID-19. We continue to have a long-term housing wait list, and coordinate with CAP affiliate of City of Fort Worth to refer those individuals for permanent housing assistance.

Tarrant County Samaritan Housing

Over the course of the grant year, Samaritan House supported 122 households (150 people) versus a plan of 110 households. At minimum, all households received case management services and had the option of participating in other supportive services including substance abuse counseling, medical transportation services, patient navigation, nutritional counseling and education, life skills training, and up to three meals daily. Of the 122 households, 63 (versus a plan of 60) also received housing assistance through facility-based operations of our 60-unit single room occupancy building and 14 (versus a plan of 14) also received tenant-based rental assistance. Funds received were distributed according to the project budget. A majority (57 percent) of funds supported a portion of salaries and fringe benefits related to direct services provided to program participants. These services are vital in assisting program participants to navigate everyday life and encourage medical

adherence and housing stability. Twenty-one percent of funds received supported a portion of salary and benefits facility-based operations staff which include personnel in maintenance and property leasing. Sixteen percent of funds supported tenant-based rental assistance and six percent supported salaries and fringe of administrative staff as well as the City of Fort Worth required fidelity bond. All services were provided in Fort Worth, Texas with a majority of services being provided at the agency's physical location at 929 Hemphill Street, Fort Worth, Texas 76104. For households in scattered-site location, Samaritan House case management staff provided services most services in the participants' homes/apartments.

2. Outcomes Assessed. Assess your program's success in enabling HOPWA beneficiaries to establish and/or better maintain a stable living environment in housing that is safe, decent, and sanitary, and improve access to care. Compare current year results to baseline results for clients. Describe how program activities/projects contributed to meeting stated goals. If program did not achieve expected targets, please describe how your program plans to address challenges in program implementation and the steps currently being taken to achieve goals in next operating year. If your program exceeded program targets, please describe strategies the program utilized and how those contributed to program successes.

City of Fort Worth Neighborhood Services Department

City of Fort Worth Neighborhood Services Department works with residents to improve their health and manage their HIV/AIDS by ensuring each client becomes and remains stably housed. The organization focuses on fostering independence and developing skills that enable client to become vital contributing members of the community. This is valuable to the community because permanent supportive housing has shown to be more cost-effective than temporary shelters, jails, and other homeless situations.

Of those who exited, one transitioned to an unknown housing situation with no forwarding information, and one resident passed away.

AIDS Outreach Center

Our STRMU assistance helps clients bounce back from a difficult financial situation to ensure that they are able to remain in a safe and stable living environment. The assistance provided by STRMU is often times the last resort of our clients before they experience homelessness. If the HOPWA Coordinator determines that a client's situation will continue after the allotted amount of assistance, the client will be referred to CAP HOPWA TBRA assistance for possible transition, if there is available funding

Tarrant County Samaritan Housing

Samaritan House works with residents to improve their health and manage their HIV/AIDS. The organization focuses on fostering independence and developing skills that enable client to become vital contributing members of the community. This is valuable to the community because permanent supportive housing has shown to be more cost-effective than temporary shelters, jails, and other homeless situations. Studies have demonstrated that affordable housing models such as Samaritan House are important factors in improving housing stability, reducing new HIV infections, establishing and maintaining more positive outcomes, and provide significant savings to communities by reducing the need of emergency community interventions.

Samaritan House operates a stable supportive environment where people living with HIV/AIDS can improve their health, housing stability, and overall quality of life. Of those who exited, 7 out of 9 (78 percent) transitioned to stable housing situations, 1 out of 9 (11 percent) moved into unstable housing situations, and 1 out 9 (11 percent) of residents passed away.

3. Coordination. Report on program coordination with other mainstream housing and supportive services resources, including the use of committed leveraging from other public and private sources that helped to address needs for eligible persons identified in the Consolidated Plan/Strategic Plan.

City of Fort Worth Neighborhood Services Department

City of Fort Worth Neighborhood Services Department served 11 clients of whom received CSBG emergency funds. This source of funds were used to leverage and support the services provided to persons living with HIV/AIDS.

AIDS Outreach Center

We continue to coordinate our HOPWA program with the several housing programs operated out of Samaritan House, a local agency, and with programs operated by the Arlington, Fort Worth and Tarrant County Housing authorities. We have a case manager attend monthly meetings with the Arlington Housing Authority to act as a liaison between our clients and their array of housing programs. We also have representatives from Samaritan Housing and the housing authorities periodically speak with our case management staff about housing assistance opportunities for our clients. AOC is also an active participant within the Tarrant County Continuum of Care providing Rapid Re-housing housing services to those directly affected by homelessness. Without the use of HOPWA funds, AOC provides an array of supportive services to our HOPWA clients through Ryan White funds. Some of these services include nutritional therapy, food pantry, mental health services, advocacy, legal assistance, transportation, risk reduction, and outreach.

Tarrant County Samaritan Housing

Samaritan House utilizes several sources of funds to leverage and support the services provided to persons living with HIV/AIDS including the Tarrant County Continuum of Care and Ryan White grants.

4. Technical Assistance. Describe any program technical assistance needs and how they would benefit program beneficiaries.

City of Fort Worth Neighborhood Services Department

Additional training on CAPER reporting measures to track clients would help the agency better evaluate program future needs and results. With program evaluations, the agency is able to improve service delivery and positively impact participants of our programs.

AIDS Outreach Center

N/A

Tarrant County Samaritan Housing

Additional training on annual performance reviews, CAPERS, and the HMIS database would help the agency to better evaluate program results. With program evaluations, the agency is able to improve service delivery and positively impact participants of our programs.

c. Barriers and Trends Overview

Provide a narrative addressing items 1 through 3. Explain how barriers and trends affected your program's ability to achieve the objectives and outcomes discussed in the previous section.

1. Describe any barriers (including regulatory and non-regulatory) encountered in the administration or implementation of the HOPWA program, how they affected your program's ability to achieve the objectives and outcomes discussed, and, actions taken in response to barriers, and recommendations for program improvement. Provide an explanation for each barrier selected.

City of Fort Worth Neighborhood Services Department

Barriers would include housing affordability, past evictions, high incident of client felonies, poor previous landlord relationships and lease violations. The need for database for accurate client tracking such as Provide Enterprise (PE). These barriers affected the program by using case management hours assist clients identify units and provide training to landlords and property owners. Another barrier that poses significant challenges to our residents is maintaining a positive rental history.

AIDS Outreach Center

Most housing authorities have closed their waitlists, making transition to a more stable program very difficult. Thus, because of this barrier our HOPWA coordinator has developed many relationships with private landlords and community partners to increase our ability to house eligible participants in a market that can be difficult with finding availability and affordable housing.

Tarrant County Samaritan Housing

One of the most significant barriers to maintaining housing is chemical dependency issues. Samaritan House has a multi-disciplined care team who work diligently to provide a positive approach to the barrier. The care team assist program participants to access individual and group substance abuse counseling and referrals to inpatient and outpatient treatment when deemed necessary. By using a multi-pronged approach, the occurrence of relapse is significantly reduced.

Another barrier that poses significant challenges to our residents is maintaining a positive rental history. Lease violations can lead to eviction. These lease violations are hurdles within the population at Samaritan House. Many issues arise that may put the resident's housing in jeopardy. Samaritan House utilizes an Eviction Prevention Planning process which employs a teaching model allowing residents to gain knowledge of new skills that will help them to make appropriate changes in their lives and maintain housing, resulting in a more positive rental history. Examples include budget counseling, housekeeping skills and tips. Disturbance management, chemical dependency counseling, and referrals for inpatient and outpatient treatment, and anger management. Residents are allowed opportunities for behavior modification before they are asked to leave for non-compliance. In the more difficult cases, it may take more than one Eviction Prevention Plan to achieve its goal. Each resident issue is handled on a case by case basis. Since the planning process has been implemented occupancy rates have increased and evictions have decreased, and residents gain new skills and the opportunity for termination from the program is much lower.

<input type="checkbox"/> HOPWA/HUD Regulations	<input type="checkbox"/> Planning	<input checked="" type="checkbox"/> Housing Availability	<input type="checkbox"/> Rent Determination and Fair Market Rents
<input type="checkbox"/> Discrimination/Confidentiality	<input type="checkbox"/> Multiple Diagnoses	<input checked="" type="checkbox"/> Eligibility	<input type="checkbox"/> Technical Assistance or Training
<input type="checkbox"/> Supportive Services	<input checked="" type="checkbox"/> Credit History	<input checked="" type="checkbox"/> Rental History	<input checked="" type="checkbox"/> Criminal Justice History
<input checked="" type="checkbox"/> Housing Affordability	<input checked="" type="checkbox"/> Geography/Rural Access	<input checked="" type="checkbox"/> Other, please explain further COVID-19 Pandemic	

2. Describe any trends in the community that may affect the way in which the needs of persons living with HIV/AIDS are being addressed, and provide any other information important to the future provision of services to this population.

City of Fort Worth Neighborhood Services Department

Trends that affect the community would include economic downturn and economic burdens due to COVID-19. The pandemic has greatly impact the way in which Neighborhood Services has been able to provide services to clients in order to reduce potential exposure of the virus to both staff and clients.

AIDS Outreach Center

Our community continues to experience the worst economic downturn in many years and recent economic burdens due to COVID-19. The demand for HOPWA and other forms of financial assistance grows. This unfortunately comes at a time when charitable giving and other funds for use at our agency decreased.

Tarrant County Samaritan Housing

The COVID-19 Pandemic has greatly impact the way in which Samaritan House has provided services to our clients. We have purchased both DocuSign and Zoom Health subscriptions so that we are able to provide some our services (namely case management and patient navigation remotely) in order to reduce potential exposure of the virus to both our staff and our clients.

3. Identify any evaluations, studies, or other assessments of the HOPWA program that are available to the public.

City of Fort Worth Neighborhood Services Department

N/A – We are not aware of any studies or evaluations of our HOPWA program which are available to the public. We assume that there are national or citywide data which may be available.

AIDS Outreach Center

We are not aware of any studies or evaluations of our HOPWA program which are available to the public. We assume that there are national or city-wide data which may be available.

Tarrant County Samaritan Housing

N/A

End of PART 1

PART 2: Sources of Leveraging and Program Income

1. Sources of Leveraging

Report the source(s) of cash or in-kind leveraged federal, state, local or private resources identified in the Consolidated or Annual Plan and used in the delivery of the HOPWA program and the amount of leveraged dollars. In Column [1], identify the type of leveraging. Some common sources of leveraged funds have been provided as a reference point. You may add Rows as necessary to report all sources of leveraged funds. Include Resident Rent payments paid by clients directly to private landlords. Do NOT include rents paid directly to a HOPWA program as this will be reported in the next section. In Column [2] report the amount of leveraged funds expended during the operating year. Use Column [3] to provide some detail about the type of leveraged contribution (e.g., case management services or clothing donations). In Column [4], check the appropriate box to indicate whether the leveraged contribution was a housing subsidy assistance or another form of support.

Note: Be sure to report on the number of households supported with these leveraged funds in Part 3, Chart 1, Column d.

A. Source of Leveraging Chart

[1] Source of Leveraging	[2] Amount of Leveraged Funds	[3] Type of Contribution	[4] Housing Subsidy Assistance or Other Support
Public Funding			
Ryan White-Housing Assistance			<input type="checkbox"/> Housing Subsidy Assistance <input type="checkbox"/> Other Support
Ryan White-Other	\$107,891.22	Ryan White – Case Management	<input type="checkbox"/> Housing Subsidy Assistance <input checked="" type="checkbox"/> Other Support
Housing Choice Voucher Program			<input type="checkbox"/> Housing Subsidy Assistance <input type="checkbox"/> Other Support
Low Income Housing Tax Credit			<input type="checkbox"/> Housing Subsidy Assistance <input type="checkbox"/> Other Support
HOME			<input type="checkbox"/> Housing Subsidy Assistance <input type="checkbox"/> Other Support
Continuum of Care			<input type="checkbox"/> Housing Subsidy Assistance <input type="checkbox"/> Other Support
Emergency Solutions Grant			<input type="checkbox"/> Housing Subsidy Assistance <input type="checkbox"/> Other Support
Other Public: Comprehensive Energy Assistance Program (CEAP)		Utilities	<input type="checkbox"/> Housing Subsidy Assistance <input checked="" type="checkbox"/> Other Support
Other Public: Community Services Block Grant (CSBG)		Emergency rental deposits; 1 st months' rent	<input checked="" type="checkbox"/> Housing Subsidy Assistance <input type="checkbox"/> Other Support
Other Public: State Services	\$92,563.28		<input type="checkbox"/> Housing Subsidy Assistance <input type="checkbox"/> Other Support
Other Public:			<input type="checkbox"/> Housing Subsidy Assistance <input type="checkbox"/> Other Support
Other Public:			<input type="checkbox"/> Housing Subsidy Assistance <input type="checkbox"/> Other Support
Private Funding			
Grants			<input type="checkbox"/> Housing Subsidy Assistance <input type="checkbox"/> Other Support
In-kind Resources			<input type="checkbox"/> Housing Subsidy Assistance <input type="checkbox"/> Other Support
Other Private:			<input type="checkbox"/> Housing Subsidy Assistance <input type="checkbox"/> Other Support
Other Private:			<input type="checkbox"/> Housing Subsidy Assistance <input type="checkbox"/> Other Support
Other Funding			
Grantee/Project Sponsor (Agency) Cash			<input type="checkbox"/> Housing Subsidy Assistance <input type="checkbox"/> Other Support
Resident Rent Payments by Client to Private Landlord			
TOTAL (Sum of all Rows)			

2. Program Income and Resident Rent Payments

In Section 2, Chart A, report the total amount of program income and resident rent payments directly generated from the use of HOPWA funds, including repayments. Include resident rent payments collected or paid directly to the HOPWA program. Do NOT include payments made directly from a client household to a private landlord.

***Note:** Please see report directions section for definition of program income. (Additional information on program income is available in the HOPWA Grantee Oversight Resource Guide).*

A. Total Amount Program Income and Resident Rent Payment Collected During the Operating Year

Program Income and Resident Rent Payments Collected		Total Amount of Program Income (for this operating year)
1.	Program income (e.g. repayments)	N/A
2.	Resident Rent Payments made directly to HOPWA Program	N/A
3.	Total Program Income and Resident Rent Payments (Sum of Rows 1 and 2)	N/A

B. Program Income and Resident Rent Payments Expended To Assist HOPWA Households

In Chart B, report on the total program income and resident rent payments (as reported above in Chart A) expended during the operating year. Use Row 1 to report Program Income and Resident Rent Payments expended on Housing Subsidy Assistance Programs (i.e., TBRA, STRMU, PHP, Master Leased Units, and Facility-Based Housing). Use Row 2 to report on the Program Income and Resident Rent Payment expended on Supportive Services and other non-direct Housing Costs.

Program Income and Resident Rent Payment Expended on HOPWA programs		Total Amount of Program Income Expended (for this operating year)
1.	Program Income and Resident Rent Payment Expended on Housing Subsidy Assistance costs	N/A
2.	Program Income and Resident Rent Payment Expended on Supportive Services and other non-direct housing costs	N/A
3.	Total Program Income Expended (Sum of Rows 1 and 2)	N/A

End of PART 2

PART 3: Accomplishment Data Planned Goal and Actual Outputs

In Chart 1, enter performance information (goals and actual outputs) for all activities undertaken during the operating year supported with HOPWA funds. Performance is measured by the number of households and units of housing that were supported with HOPWA or other federal, state, local, or private funds for the purposes of providing housing assistance and support to persons living with HIV/AIDS and their families.

1. HOPWA Performance Planned Goal and Actual Outputs

	HOPWA Performance Planned Goal and Actual	[1] Output: Households				[2] Output: Funding	
		HOPWA Assistance		Leveraged Households		HOPWA Funds	
		a.	b.	c.	d.	e.	f.
		Goal	Actual	Goal	Actual	HOPWA Budget	HOPWA Actual
	HOPWA Housing Subsidy Assistance	[1] Output: Households				[2] Output: Funding	
1.	Tenant-Based Rental Assistance	64	68			\$638,716.00	\$408,716.00
2a.	Permanent Housing Facilities: Received Operating Subsidies/Leased units (Households Served)	60	63			\$169,510.00	\$151,089.63
2b.	Transitional/Short-term Facilities: Received Operating Subsidies/Leased units (Households Served)						
3a.	Permanent Housing Facilities: Capital Development Projects placed in service during the operating year (Households Served)						
3b.	Transitional/Short-term Facilities: Capital Development Projects placed in service during the operating year (Households Served)						
4.	Short-Term Rent, Mortgage and Utility Assistance	90	73	90	73	\$163,466.46	\$105,144.41
5.	Permanent Housing Placement Services						
6.	Adjustments for duplication (subtract)						
7.	Total HOPWA Housing Subsidy Assistance (Columns a – d equal the sum of Rows 1-5 minus Row 6; Columns e and f equal the sum of Rows 1-5)	214	204	90	73	\$971,692.46	\$664,950.04
	Housing Development (Construction and Stewardship of facility based housing)	[1] Output: Housing Units				[2] Output: Funding	
8.	Facility-based units; Capital Development Projects not yet opened (Housing Units)						
9.	Stewardship Units subject to 3- or 10- year use agreements						
10.	Total Housing Developed (Sum of Rows 8 & 9)						
	Supportive Services	[1] Output: Households				[2] Output: Funding	
11a.	Supportive Services provided by project sponsors that also delivered HOPWA housing subsidy assistance	220	195			\$625,950.54	\$458,718.14
	Supportive Services provided by project sponsors that only provided supportive services.						
12.	Adjustment for duplication (subtract)						
13.	Total Supportive Services (Columns a – d equals the sum of Rows 11 a & b minus Row 12; Columns e and f equal the sum of Rows 11a & 11b)	220	195			\$625,950.54	\$458,718.14
	Housing Information Services	[1] Output: Households				[2] Output: Funding	
14.	Housing Information Services						
15.	Total Housing Information Services						

	Grant Administration and Other Activities	[1] Output: Households				[2] Output: Funding	
16.	Resource Identification to establish, coordinate and develop housing assistance resources						
17.	Technical Assistance (if approved in grant agreement)						
18.	Grantee Administration (maximum 3% of total HOPWA grant)					\$50,878.00	
19.	Project Sponsor Administration (maximum 7% of portion of HOPWA grant awarded)					\$47,405.00	\$45,564.09
20.	Total Grant Administration and Other Activities (Sum of Rows 16 – 19)					\$92,283.00	\$45,564.09
	Total Expended					[2] Outputs: HOPWA Funds Expended	
						Budget	Actual
21.	Total Expenditures for operating year (Sum of Rows 7, 10, 13, 15, and 20)					\$1,689,926.00	\$1,169,232.27

2. Listing of Supportive Services

Report on the households served and use of HOPWA funds for all supportive services. Do NOT report on supportive services leveraged with non-HOPWA funds.

Data check: Total unduplicated households and expenditures reported in Row 17 equal totals reported in Part 3, Chart 1, Row 13.

Supportive Services		[1] Output: Number of Households	[2] Output: Amount of HOPWA Funds Expended
1.	Adult day care and personal assistance	63	\$72,040.34
2.	Alcohol and drug abuse services	40	\$45,738.80
3.	Case management	208	\$205,149.84
4.	Child care and other child services		
5.	Education		
6.	Employment assistance and training		
7.	Health/medical/intensive care services, if approved Note: Client records must conform with 24 CFR §574.310		
8.	Legal services		
9.	Life skills management (outside of case management)	63	\$72,038.61
10.	Meals/nutritional services	65	\$74,325.55
11.	Mental health services		
12.	Outreach		
13.	Transportation		
14.	Other Activity (if approved in grant agreement). Specify:		
15.	Sub-Total Households receiving Supportive Services (Sum of Rows 1-14)	439	\$646,293.14
16.	Adjustment for Duplication (subtract)		
17.	TOTAL Unduplicated Households receiving Supportive Services (Column [1] equals Row 15 minus Row 16; Column [2] equals sum of Rows 1-14)	439	\$469,293.14

3. Short-Term Rent, Mortgage and Utility Assistance (STRMU) Summary

In Row a, enter the total number of households served and the amount of HOPWA funds expended on Short-Term Rent, Mortgage and Utility (STRMU) Assistance. In Row b, enter the total number of STRMU-assisted households that received assistance with mortgage costs only (no utility costs) and the amount expended assisting these households. In Row c, enter the total number of STRMU-assisted households that received assistance with both mortgage and utility costs and the amount expended assisting these households. In Row d, enter the total number of STRMU-assisted households that received assistance with rental costs only (no utility costs) and the amount expended assisting these households. In Row e, enter the total number of STRMU-assisted households that received assistance with both rental and utility costs and the amount expended assisting these households. In Row f, enter the total number of STRMU-assisted households that received assistance with utility costs only (not including rent or mortgage costs) and the amount expended assisting these households. In row g, report the amount of STRMU funds expended to support direct program costs such as program operation staff.

Data Check: The total households reported as served with STRMU in Row a, column [1] and the total amount of HOPWA funds reported as expended in Row a, column [2] equals the household and expenditure total reported for STRMU in Part 3, Chart 1, Row 4, Columns b and f, respectively.

Data Check: The total number of households reported in Column [1], Rows b, c, d, e, and f equal the total number of STRMU households reported in Column [1], Row a. The total amount reported as expended in Column [2], Rows b, c, d, e, f, and g, equal the total amount of STRMU expenditures reported in Column [2], Row a.

Housing Subsidy Assistance Categories (STRMU)		[1] Output: Number of <u>Households Served</u>	[2] Output: Total HOPWA Funds Expended on STRMU during Operating Year
a.	Total Short-term mortgage, rent and/or utility (STRMU) assistance	73	105,144.41
b.	Of the total STRMU reported on Row a, total who received assistance with mortgage costs ONLY.	4	4,960.53
c.	Of the total STRMU reported on Row a, total who received assistance with mortgage and utility costs.	3	11,002.92
d.	Of the total STRMU reported on Row a, total who received assistance with rental costs ONLY.	30	39,335.70
e.	Of the total STRMU reported on Row a, total who received assistance with rental and utility costs.	27	46,205.47
f.	Of the total STRMU reported on Row a, total who received assistance with utility costs ONLY.	9	3,639.79
g.	Direct program delivery costs (e.g., program operations staff time)		

End of PART 3

Part 4: Summary of Performance Outcomes

In Column [1], report the total number of eligible households that received HOPWA housing subsidy assistance, by type.

In Column [2], enter the number of households that continued to access each type of housing subsidy assistance into next operating year. In Column [3], report the housing status of all households that exited the program.

Data Check: The sum of Columns [2] (Number of Households Continuing) and [3] (Exited Households) equals the total reported in Column [1].

Note: Refer to the housing stability codes that appear in Part 5: Worksheet - Determining Housing Stability Outcomes.

Section 1. Housing Stability: Assessment of Client Outcomes on Maintaining Housing Stability (Permanent Housing and Related Facilities)

A. Permanent Housing Subsidy Assistance

	[1] Output: Total Number of Households Served	[2] Assessment: Number of Households that Continued Receiving HOPWA Housing Subsidy Assistance into the Next Operating Year	[3] Assessment: Number of Households that exited this HOPWA Program; their Housing Status after Exiting		[4] HOPWA Client Outcomes
Tenant-Based Rental Assistance	68	54	1 Emergency Shelter/Streets		Unstable Arrangements
			2 Temporary Housing		Temporarily Stable, with Reduced Risk of Homelessness
			3 Private Housing		Stable/Permanent Housing (PH)
			4 Other HOPWA		
			5 Other Subsidy		
			6 Institution		
			7 Jail/Prison		Unstable Arrangements
			8 Disconnected/Unknown	5	
			9 Death	3	Life Event
Permanent Supportive Housing Facilities/ Units	63	54	1 Emergency Shelter/Streets		Unstable Arrangements
			2 Temporary Housing		Temporarily Stable, with Reduced Risk of Homelessness
			3 Private Housing	2	Stable/Permanent Housing (PH)
			4 Other HOPWA	1	
			5 Other Subsidy	4	
			6 Institution		
			7 Jail/Prison		Unstable Arrangements
			8 Disconnected/Unknown	1	
			9 Death	1	Life Event

B. Transitional Housing Assistance

	[1] Output: Total Number of Households Served	[2] Assessment: Number of Households that Continued Receiving HOPWA Housing Subsidy Assistance into the Next Operating Year	[3] Assessment: Number of Households that exited this HOPWA Program; their Housing Status after Exiting		[4] HOPWA Client Outcomes
Transitional/ Short-Term Housing Facilities/ Units			1 Emergency Shelter/Streets		Unstable Arrangements
			2 Temporary Housing		Temporarily Stable with Reduced Risk of Homelessness
			3 Private Housing		Stable/Permanent Housing (PH)
			4 Other HOPWA		
			5 Other Subsidy		
			6 Institution		
			7 Jail/Prison		Unstable Arrangements
			8 Disconnected/unknown		
			9 Death		Life Event
B1: Total number of households receiving transitional/short-term housing assistance whose tenure exceeded 24 months					

Section 2. Prevention of Homelessness: Assessment of Client Outcomes on Reduced Risks of Homelessness (Short-Term Housing Subsidy Assistance)

Report the total number of households that received STRMU assistance in Column [1].

In Column [2], identify the outcomes of the households reported in Column [1] either at the time that they were known to have left the STRMU program or through the project sponsor's best assessment for stability at the end of the operating year.

Information in Column [3] provides a description of housing outcomes; therefore, data is not required.

At the bottom of the chart:

- In Row 1a, report those households that received STRMU assistance during the operating year of this report, and the prior operating year.
- In Row 1b, report those households that received STRMU assistance during the operating year of this report, and the two prior operating years.

Data Check: The total households reported as served with STRMU in Column [1] equals the total reported in Part 3, Chart 1, Row 4, Column b.

Data Check: The sum of Column [2] should equal the number of households reported in Column [1].

Assessment of Households that Received STRMU Assistance

[1] Output: Total number of households	[2] Assessment of Housing Status		[3] HOPWA Client Outcomes
73	Maintain Private Housing without subsidy (e.g. Assistance provided/completed and client is stable, not likely to seek additional support)	30	<i>Stable/Permanent Housing (PH)</i>
	Other Private Housing without subsidy (e.g. client switched housing units and is now stable, not likely to seek additional support)		
	Other HOPWA Housing Subsidy Assistance		
	Other Housing Subsidy (PH)		
	Institution (e.g. residential and long-term care)		
	Likely that additional STRMU is needed to maintain current housing arrangements	43	<i>Temporarily Stable, with Reduced Risk of Homelessness</i>
	Transitional Facilities/Short-term (e.g. temporary or transitional arrangement)		
	Temporary/Non-Permanent Housing arrangement (e.g. gave up lease, and moved in with family or friends but expects to live there less than 90 days)		
	Emergency Shelter/street		<i>Unstable Arrangements</i>
	Jail/Prison		
	Disconnected		
	Death		<i>Life Event</i>
1a. Total number of those households that received STRMU Assistance in the operating year of this report that also received STRMU assistance in the prior operating year (e.g. households that received STRMU assistance in two consecutive operating years).			27
1b. Total number of those households that received STRMU Assistance in the operating year of this report that also received STRMU assistance in the two prior operating years (e.g. households that received STRMU assistance in three consecutive operating years).			10

Section 3. HOPWA Outcomes on Access to Care and Support

1a. Total Number of Households

Line [1]: For project sponsors that provided HOPWA housing subsidy assistance during the operating year identify in the appropriate row the number of households that received HOPWA housing subsidy assistance (TBRA, STRMU, Facility-Based, PHP and Master Leasing) and HOPWA funded case management services. Use Row c to adjust for duplication among the service categories and Row d to provide an unduplicated household total.

Line [2]: For project sponsors that did NOT provide HOPWA housing subsidy assistance identify in the appropriate row the number of households that received HOPWA funded case management services.

Note: These numbers will help you to determine which clients to report Access to Care and Support Outcomes for and will be used by HUD as a basis for analyzing the percentage of households who demonstrated or maintained connections to care and support as identified in Chart 1b below.

Total Number of Households	
1. For Project Sponsors that provided HOPWA Housing Subsidy Assistance: Identify the total number of households that received the following HOPWA-funded services:	
a. Housing Subsidy Assistance (duplicated)-TBRA, STRMU, PHP, Facility-Based Housing, and Master Leasing	204
b. Case Management	150
c. Adjustment for duplication (subtraction)	
d. Total Households Served by Project Sponsors with Housing Subsidy Assistance (Sum of Rows a and b minus Row c)	204
2. For Project Sponsors did NOT provide HOPWA Housing Subsidy Assistance: Identify the total number of households that received the following HOPWA-funded service:	
a. HOPWA Case Management	45
b. Total Households Served by Project Sponsors without Housing Subsidy Assistance	45

1b. Status of Households Accessing Care and Support

Column [1]: Of the households identified as receiving services from project sponsors that provided HOPWA housing subsidy assistance as identified in Chart 1a, Row 1d above, report the number of households that demonstrated access or maintained connections to care and support within the operating year.

Column [2]: Of the households identified as receiving services from project sponsors that did NOT provide HOPWA housing subsidy assistance as reported in Chart 1a, Row 2b, report the number of households that demonstrated improved access or maintained connections to care and support within the operating year.

Note: For information on types and sources of income and medical insurance/assistance, refer to Charts below.

Categories of Services Accessed	[1] For project sponsors that provided HOPWA housing subsidy assistance, identify the households who demonstrated the following:	[2] For project sponsors that did NOT provide HOPWA housing subsidy assistance, identify the households who demonstrated the following:	Outcome Indicator
1. Has a housing plan for maintaining or establishing stable on-going housing	204	45	Support for Stable Housing
2. Had contact with case manager/benefits counselor consistent with the schedule specified in client's individual service plan (may include leveraged services such as Ryan White Medical Case Management)	204	45	Access to Support
3. Had contact with a primary health care provider consistent with the schedule specified in client's individual service plan	204	45	Access to Health Care
4. Accessed and maintained medical insurance/assistance	204	45	Access to Health Care
5. Successfully accessed or maintained qualification for sources of income	204	45	Sources of Income

Chart 1b, Line 4: Sources of Medical Insurance and Assistance include, but are not limited to the following (Reference only)

- | | | |
|--|--|--|
| <ul style="list-style-type: none"> MEDICAID Health Insurance Program, or use local program name MEDICARE Health Insurance Program, or use local program name | <ul style="list-style-type: none"> Veterans Affairs Medical Services AIDS Drug Assistance Program (ADAP) State Children's Health Insurance Program (SCHIP), or use local program name | <ul style="list-style-type: none"> Ryan White-funded Medical or Dental Assistance |
|--|--|--|

Chart 1b, Row 5: Sources of Income include, but are not limited to the following (Reference only)

- | | | |
|---|---|---|
| <ul style="list-style-type: none">• Earned Income• Veteran's Pension• Unemployment Insurance• Pension from Former Job• Supplemental Security Income (SSI) | <ul style="list-style-type: none">• Child Support• Social Security Disability Income (SSDI)• Alimony or other Spousal Support• Veteran's Disability Payment• Retirement Income from Social Security• Worker's Compensation | <ul style="list-style-type: none">• General Assistance (GA), or use local program name• Private Disability Insurance• Temporary Assistance for Needy Families (TANF)• Other Income Sources |
|---|---|---|

1c. Households that Obtained Employment

Column [1]: Of the households identified as receiving services from project sponsors that provided HOPWA housing subsidy assistance as identified in Chart 1a, Row 1d above, report on the number of households that include persons who obtained an income-producing job during the operating year that resulted from HOPWA-funded Job training, employment assistance, education or related case management/counseling services.

Column [2]: Of the households identified as receiving services from project sponsors that did NOT provide HOPWA housing subsidy assistance as reported in Chart 1a, Row 2b, report on the number of households that include persons who obtained an income-producing job during the operating year that resulted from HOPWA-funded Job training, employment assistance, education or case management/counseling services.

Note: This includes jobs created by this project sponsor or obtained outside this agency.

Note: Do not include jobs that resulted from leveraged job training, employment assistance, education or case management/counseling services.

Categories of Services Accessed	[1 For project sponsors that provided HOPWA housing subsidy assistance, identify the households who demonstrated the following:	[2] For project sponsors that did NOT provide HOPWA housing subsidy assistance, identify the households who demonstrated the following:
Total number of households that obtained an income-producing job	28	

End of PART 4

PART 5: Worksheet - Determining Housing Stability Outcomes (optional)

1. This chart is designed to assess program results based on the information reported in Part 4 and to help Grantees determine overall program performance. Completion of this worksheet is optional.

Permanent Housing Subsidy Assistance	Stable Housing (# of households remaining in program plus 3+4+5+6)	Temporary Housing (2)	Unstable Arrangements (1+7+8)	Life Event (9)
Tenant-Based Rental Assistance (TBRA)				
Permanent Facility-based Housing Assistance/Units				
Transitional/Short-Term Facility-based Housing Assistance/Units				
Total Permanent HOPWA Housing Subsidy Assistance				
Reduced Risk of Homelessness: Short-Term Assistance	Stable/Permanent Housing	Temporarily Stable, with Reduced Risk of Homelessness	Unstable Arrangements	Life Events
Short-Term Rent, Mortgage, and Utility Assistance (STRMU)				
Total HOPWA Housing Subsidy Assistance				

Background on HOPWA Housing Stability Codes

Stable Permanent Housing/Ongoing Participation

3 = Private Housing in the private rental or home ownership market (without known subsidy, including permanent placement with families or other self-sufficient arrangements) with reasonable expectation that additional support is not needed.

4 = Other HOPWA-funded housing subsidy assistance (not STRMU), e.g. TBRA or Facility-Based Assistance.

5 = Other subsidized house or apartment (non-HOPWA sources, e.g., Section 8, HOME, public housing).

6 = Institutional setting with greater support and continued residence expected (e.g., residential or long-term care facility).

Temporary Housing

2 = Temporary housing - moved in with family/friends or other short-term arrangement, such as Ryan White subsidy, transitional housing for homeless, or temporary placement in institution (e.g., hospital, psychiatric hospital or other psychiatric facility, substance abuse treatment facility or detox center).

Unstable Arrangements

1 = Emergency shelter or no housing destination such as places not meant for habitation (e.g., a vehicle, an abandoned building, bus/train/subway station, or anywhere outside).

7 = Jail /prison.

8 = Disconnected or disappeared from project support, unknown destination or no assessments of housing needs were undertaken.

Life Event

9 = Death, i.e., remained in housing until death. This characteristic is not factored into the housing stability equation.

Tenant-based Rental Assistance: Stable Housing is the sum of the number of households that (i) remain in the housing and (ii) those that left the assistance as reported under: 3, 4, 5, and 6. Temporary Housing is the number of households that accessed assistance, and left their current housing for a non-permanent housing arrangement, as reported under item: 2. Unstable Situations is the sum of numbers reported under items: 1, 7, and 8.

Permanent Facility-Based Housing Assistance: Stable Housing is the sum of the number of households that (i) remain in the housing and (ii) those that left the assistance as shown as items: 3, 4, 5, and 6. Temporary Housing is the number of households that accessed assistance, and left their current housing for a non-permanent housing arrangement, as reported under item 2. Unstable Situations is the sum of numbers reported under items: 1, 7, and 8.

Transitional/Short-Term Facility-Based Housing Assistance: Stable Housing is the sum of the number of households that (i) continue in the residences (ii) those that left the assistance as shown as items: 3, 4, 5, and 6. Other Temporary Housing is the number of households that accessed assistance, and left their current housing for a non-permanent housing arrangement, as reported under item 2. Unstable Situations is the sum of numbers reported under items: 1, 7, and 8.

Tenure Assessment. A baseline of households in transitional/short-term facilities for assessment purposes, indicate the number of households whose tenure exceeded 24 months.

STRMU Assistance: Stable Housing is the sum of the number of households that accessed assistance for some portion of the permitted 21-week period and there is reasonable expectation that additional support is not needed in order to maintain permanent housing living situation (as this is a time-limited form of housing support) as reported under housing status: Maintain Private Housing with subsidy; Other Private with Subsidy; Other HOPWA support; Other Housing Subsidy; and Institution. Temporarily Stable, with Reduced Risk of Homelessness is the sum of the number of households that accessed assistance for some portion of the permitted 21-week period or left their current housing arrangement for a transitional facility or other temporary/non-permanent housing arrangement and there is reasonable expectation additional support will be needed to maintain housing arrangements in the next year, as reported under housing status: Likely to maintain current housing arrangements, with additional STRMU assistance; Transitional Facilities/Short-term; and Temporary/Non-Permanent Housing arrangements. Unstable Situation is the sum of number of households reported under housing status: Emergency Shelter; Jail/Prison; and Disconnected.

End of PART 5

PART 6: Annual Report of Continued Usage for HOPWA Facility-Based Stewardship Units (ONLY)

The Annual Report of Continued Usage for HOPWA Facility-Based Stewardship Units is to be used in place of Part 7B of the CAPER if the facility was originally acquired, rehabilitated or constructed/developed in part with HOPWA funds but no HOPWA funds were expended during the operating year. Scattered site units may be grouped together on one page.

Grantees that used HOPWA funding for new construction, acquisition, or substantial rehabilitation are required to operate their facilities for HOPWA eligible individuals for at least ten (10) years. If non-substantial rehabilitation funds were used, they are required to operate for at least three (3) years. Stewardship begins once the facility is put into operation.

Note: See definition of Stewardship Units.

1. General information

HUD Grant Number(s)	Operating Year for this report <i>From (mm/dd/yy) To (mm/dd/yy)</i> <input type="checkbox"/> Final Yr <input type="checkbox"/> Yr 1; <input type="checkbox"/> Yr 2; <input type="checkbox"/> Yr 3; <input type="checkbox"/> Yr 4; <input type="checkbox"/> Yr 5; <input type="checkbox"/> Yr 6; <input type="checkbox"/> Yr 7; <input type="checkbox"/> Yr 8; <input type="checkbox"/> Yr 9; <input type="checkbox"/> Yr 10
Grantee Name	Date Facility Began Operations (mm/dd/yy)

2. Number of Units and Non-HOPWA Expenditures

Facility Name:	Number of Stewardship Units Developed with HOPWA funds	Amount of Non-HOPWA Funds Expended in Support of the Stewardship Units during the Operating Year
Total Stewardship Units (subject to 3- or 10- year use periods)		

3. Details of Project Site

Project Sites: Name of HOPWA-funded project	
Site Information: Project Zip Code(s)	
Site Information: Congressional District(s)	
Is the address of the project site confidential?	<input type="checkbox"/> Yes, protect information; do not list <input type="checkbox"/> Not confidential; information can be made available to the public
If the site is not confidential: Please provide the contact information, phone, email address/location, if business address is different from facility address	

End of PART 6

Part 7: Summary Overview of Grant Activities**A. Information on Individuals, Beneficiaries, and Households Receiving HOPWA Housing Subsidy Assistance (TBRA, STRMU, Facility-Based Units, Permanent Housing Placement and Master Leased Units ONLY)**

Note: Reporting for this section should include ONLY those individuals, beneficiaries, or households that received and/or resided in a household that received HOPWA Housing Subsidy Assistance as reported in Part 3, Chart 1, Row 7, Column b. (e.g., do not include households that received HOPWA supportive services ONLY).

Section 1. HOPWA-Eligible Individuals Who Received HOPWA Housing Subsidy Assistance**a. Total HOPWA Eligible Individuals Living with HIV/AIDS**

In Chart a., provide the total number of eligible (and unduplicated) low-income individuals living with HIV/AIDS who qualified their household to receive HOPWA housing subsidy assistance during the operating year. This total should include only the individual who qualified the household for HOPWA assistance, NOT all HIV positive individuals in the household.

Individuals Served with Housing Subsidy Assistance	Total
Number of individuals with HIV/AIDS who qualified their household to receive HOPWA housing subsidy assistance.	204

Chart b. Prior Living Situation

In Chart b, report the prior living situations for all Eligible Individuals reported in Chart a. In Row 1, report the total number of individuals who continued to receive HOPWA housing subsidy assistance from the prior operating year into this operating year. In Rows 2 through 17, indicate the prior living arrangements for all new HOPWA housing subsidy assistance recipients during the operating year.

Data Check: *The total number of eligible individuals served in Row 18 equals the total number of individuals served through housing subsidy assistance reported in Chart a above.*

Category		Total HOPWA Eligible Individuals Receiving Housing Subsidy Assistance
1.	<u>Continuing</u> to receive HOPWA support from the prior operating year	80
New Individuals who received HOPWA Housing Subsidy Assistance support during Operating Year		
2.	Place not meant for human habitation (such as a vehicle, abandoned building, bus/train/subway station/airport, or outside)	17
3.	Emergency shelter (including hotel, motel, or campground paid for with emergency shelter voucher)	2
4.	Transitional housing for homeless persons	1
5.	Total number of new Eligible Individuals who received HOPWA Housing Subsidy Assistance with a Prior Living Situation that meets HUD definition of homelessness (Sum of Rows 2 – 4)	20
6.	Permanent housing for formerly homeless persons (such as Shelter Plus Care, SHP, or SRO Mod Rehab)	
7.	Psychiatric hospital or other psychiatric facility	
8.	Substance abuse treatment facility or detox center	
9.	Hospital (non-psychiatric facility)	1
10.	Foster care home or foster care group home	
11.	Jail, prison or juvenile detention facility	
12.	Rented room, apartment, or house	63
13.	House you own	10
14.	Staying or living in someone else's (family and friends) room, apartment, or house	16
15.	Hotel or motel paid for without emergency shelter voucher	
16.	Other	
17.	Don't Know or Refused	
18.	TOTAL Number of HOPWA Eligible Individuals (sum of Rows 1 and 5-17)	190

c. Homeless Individual Summary

In Chart c, indicate the number of eligible individuals reported in Chart b, Row 5 as homeless who also are homeless Veterans and/or meet the definition for Chronically Homeless (See Definition section of CAPER). The totals in Chart c do not need to equal the total in Chart b, Row 5.

Category	Number of Homeless Veteran(s)	Number of Chronically Homeless
HOPWA eligible individuals served with HOPWA Housing Subsidy Assistance	0	17

Section 2. Beneficiaries

In Chart a, report the total number of HOPWA eligible individuals living with HIV/AIDS who received HOPWA housing subsidy assistance (*as reported in Part 7A, Section 1, Chart a*), and all associated members of their household who benefitted from receiving HOPWA housing subsidy assistance (resided with HOPWA eligible individuals).

Note: See definition of HOPWA Eligible Individual

Note: See definition of Transgender.

Note: See definition of Beneficiaries.

Data Check: The sum of each of the Charts b & c on the following two pages equals the total number of beneficiaries served with HOPWA housing subsidy assistance as determined in Chart a, Row 4 below.

a. Total Number of Beneficiaries Served with HOPWA Housing Subsidy Assistance

Individuals and Families Served with HOPWA Housing Subsidy Assistance	Total Number
1. Number of individuals with HIV/AIDS who qualified the household to receive HOPWA housing subsidy assistance (equals the number of HOPWA Eligible Individuals reported in Part 7A, Section 1, Chart a)	204
2. Number of ALL other persons diagnosed as HIV positive who reside with the HOPWA eligible individuals identified in Row 1 and who benefitted from the HOPWA housing subsidy assistance	0
3. Number of ALL other persons NOT diagnosed as HIV positive who reside with the HOPWA eligible individual identified in Row 1 and who benefited from the HOPWA housing subsidy	103
4. TOTAL number of ALL <u>beneficiaries</u> served with Housing Subsidy Assistance (Sum of Rows 1, 2, & 3)	307

b. Age and Gender

In Chart b, indicate the Age and Gender of all beneficiaries as reported in Chart a directly above. Report the Age and Gender of all HOPWA Eligible Individuals (those reported in Chart a, Row 1) using Rows 1-5 below and the Age and Gender of all other beneficiaries (those reported in Chart a, Rows 2 and 3) using Rows 6-10 below. The number of individuals reported in Row 11, Column E, equals the total number of beneficiaries reported in Part 7, Section 2, Chart a, Row 4.

HOPWA Eligible Individuals (Chart a, Row 1)						
		A.	B.	C.	D.	E.
		Male	Female	Transgender M to F	Transgender F to M	TOTAL (Sum of Columns A-D)
1.	Under 18	0	0	0	0	0
2.	18 to 30 years	23	5	0	0	28
3.	31 to 50 years	72	52	2	0	126
4.	51 years and Older	38	12	0	0	50
5.	Subtotal (Sum of Rows 1-4)	133	69	2	0	204
All Other Beneficiaries (Chart a, Rows 2 and 3)						
		A.	B.	C.	D.	E.
		Male	Female	Transgender M to F	Transgender F to M	TOTAL (Sum of Columns A-D)
6.	Under 18	24	36	0	0	60
7.	18 to 30 years	12	11	0	0	23
8.	31 to 50 years	5	2	0	0	7
9.	51 years and Older	5	1	0	0	6
10.	Subtotal (Sum of Rows 6-9)	46	50	0	0	96
Total Beneficiaries (Chart a, Row 4)						
11.	TOTAL (Sum of Rows 5 & 10)	179	119	2	0	300

c. Race and Ethnicity*

In Chart c, indicate the Race and Ethnicity of all beneficiaries receiving HOPWA Housing Subsidy Assistance as reported in Section 2, Chart a, Row 4. Report the race of all HOPWA eligible individuals in Column [A]. Report the ethnicity of all HOPWA eligible individuals in column [B]. Report the race of all other individuals who benefitted from the HOPWA housing subsidy assistance in column [C]. Report the ethnicity of all other individuals who benefitted from the HOPWA housing subsidy assistance in column [D]. The summed total of columns [A] and [C] equals the total number of beneficiaries reported above in Section 2, Chart a, Row 4.

Category		HOPWA Eligible Individuals		All Other Beneficiaries	
		[A] Race [all individuals reported in Section 2, Chart a, Row 1]	[B] Ethnicity [Also identified as Hispanic or Latino]	[C] Race [total of individuals reported in Section 2, Chart a, Rows 2 & 3]	[D] Ethnicity [Also identified as Hispanic or Latino]
1.	American Indian/Alaskan Native	1			
2.	Asian	48			
3.	Black/African American	73		68	
4.	Native Hawaiian/Other Pacific Islander	1			
5.	White	45	19	23	
6.	American Indian/Alaskan Native & White				
7.	Asian & White				
8.	Black/African American & White	2			
9.	American Indian/Alaskan Native & Black/African American				
10.	Other Multi-Racial	2		2	
11.	Column Totals (Sum of Rows 1-10)	156	19	93	3
Data Check: Sum of Row 11 Column A and Row 11 Column C equals the total number HOPWA Beneficiaries reported in Part 3A, Section 2, Chart a, Row 4.					

*Reference (data requested consistent with Form HUD-27061 Race and Ethnic Data Reporting Form)

Section 3. Households**Household Area Median Income**

Report the income(s) for all households served with HOPWA housing subsidy assistance.

Data Check: The total number of households served with HOPWA housing subsidy assistance should equal Part 3C, Row 7, Column b and Part 7A, Section 1, Chart a. (Total HOPWA Eligible Individuals Served with HOPWA Housing Subsidy Assistance).

Note: Refer to <https://www.huduser.gov/portal/datasets/il.html> for information on area median income in your community.

Percentage of Area Median Income		Households Served with HOPWA Housing Subsidy Assistance
1.	0-30% of area median income (extremely low)	175
2.	31-50% of area median income (very low)	21
3.	51-80% of area median income (low)	4
4.	Total (Sum of Rows 1-3)	200

Part 7: Summary Overview of Grant Activities**B. Facility-Based Housing Assistance**

Complete one Part 7B for each facility developed or supported through HOPWA funds.

Do not complete this Section for programs originally developed with HOPWA funds but no longer supported with HOPWA funds. If a facility was developed with HOPWA funds (subject to ten years of operation for acquisition, new construction and substantial rehabilitation costs of stewardship units, or three years for non-substantial rehabilitation costs), but HOPWA funds are no longer used to support the facility, the project sponsor should complete Part 6: Continued Usage for HOPWA Facility-Based Stewardship Units (ONLY).

Complete Charts 2a, Project Site Information, and 2b, Type of HOPWA Capital Development Project Units, for all Development Projects, including facilities that were past development projects, but continued to receive HOPWA operating dollars this reporting year.

1. Project Sponsor Agency Name (Required)

Tarrant County Samaritan Housing, Inc.

2. Capital Development**2a. Project Site Information for HOPWA Capital Development of Projects (For Current or Past Capital Development Projects that receive HOPWA Operating Costs this reporting year)**

Note: If units are scattered-sites, report on them as a group and under type of Facility write "Scattered Sites."

Type of Development this operating year	HOPWA Funds Expended this operating year (if applicable)	Non-HOPWA funds Expended (if applicable)	Name of Facility:
<input type="checkbox"/> New construction	\$	\$	Type of Facility [Check <u>only one</u> box.] <input type="checkbox"/> Permanent housing <input type="checkbox"/> Short-term Shelter or Transitional housing <input type="checkbox"/> Supportive services only facility
<input type="checkbox"/> Rehabilitation	\$	\$	
<input type="checkbox"/> Acquisition	\$	\$	
<input checked="" type="checkbox"/> Operating	\$151,089.63	\$	
a.	Purchase/lease of property:		Date (mm/dd/yy):
b.	Rehabilitation/Construction Dates:		Date started: Date Completed:
c.	Operation dates:		Date residents began to occupy: <input type="checkbox"/> Not yet occupied
d.	Date supportive services began:		Date started: <input type="checkbox"/> Not yet providing services
e.	Number of units in the facility:		HOPWA-funded units = Total Units =
f.	Is a waiting list maintained for the facility?		<input type="checkbox"/> Yes <input type="checkbox"/> No <i>If yes, number of participants on the list at the end of operating year</i>
g.	What is the address of the facility (if different from business address)?		
h.	Is the address of the project site confidential?		<input type="checkbox"/> Yes, protect information; do not publish list <input type="checkbox"/> No, can be made available to the public

2b. Number and Type of HOPWA Capital Development Project Units (For Current or Past Capital Development Projects that receive HOPWA Operating Costs this Reporting Year)

For units entered above in 2a, please list the number of HOPWA units that fulfill the following criteria:

	Number Designated for the Chronically Homeless	Number Designated to Assist the Homeless	Number Energy-Star Compliant	Number 504 Accessible – Mobility Units - Sensory Units
Rental units constructed (new) and/or acquired <u>with or without</u> rehab				
Rental units rehabbed				
Homeownership units constructed (if approved)				

3. Units Assisted in Types of Housing Facility/Units Leased by Project Sponsor

Charts 3a, 3b, and 4 are required for each facility. In Charts 3a and 3b, indicate the type and number of housing units in the facility, including master leased units, project-based or other scattered site units leased by the organization, categorized by the number of bedrooms per unit.

Note: The number units may not equal the total number of households served.

Please complete separate charts for each housing facility assisted. Scattered site units may be grouped together.

3a. Check one only

- ☐ Permanent Supportive Housing Facility/Units
☐ Short-term Shelter or Transitional Supportive Housing Facility/Units

3b. Type of Facility

Complete the following Chart for all facilities leased, master leased, project-based, or operated with HOPWA funds during the reporting year.

Name of Project Sponsor/Agency Operating the Facility/Leased Units:

Type of housing facility operated by the project sponsor		Total Number of <u>Units</u> in use during the Operating Year Categorized by the Number of Bedrooms per Units					
		SRO/Studio/0 bdrm	1 bdrm	2 bdrm	3 bdrm	4 bdrm	5+bdrm
a.	Single room occupancy dwelling	60					
b.	Community residence						
c.	Project-based rental assistance units or leased units						
d.	Other housing facility <u>Specify:</u>						

4. Households and Housing Expenditures

Enter the total number of households served and the amount of HOPWA funds expended by the project sponsor on subsidies for housing involving the use of facilities, master leased units, project based or other scattered site units leased by the organization.

Housing Assistance Category: Facility Based Housing		Output: Number of Households	Output: Total HOPWA Funds Expended during Operating Year by Project Sponsor
a.	Leasing Costs		
b.	Operating Costs	63	\$151,089.63
c.	Project-Based Rental Assistance (PBRA) or other leased units		
d.	Other Activity (if approved in grant agreement) <u>Specify:</u>		
e.	Adjustment to eliminate duplication (subtract)		
f.	TOTAL Facility-Based Housing Assistance (Sum Rows a through d minus Row e)	63	\$151,089.63

City of Fort Worth Section 108 Financial Report for 20-21 CAPER
Financial

Grant #: B-97-MC-48-0010

Activity Title	3 rd Party Borrower, if applicable	Loan Amount	Payments Rec'd from Borrower		Balance Owed	Status (e.g., on-time; late; default)	Sources of Payments to HUD						Outstanding Balance - HUD
			This Year Principal	Cumulative Principal			CDBG		Payments from Borrower		Other Source (specify)		
							This Year	Cumulative	This Year	Cumulative	This Year	Cumulative	
Mercado de Fort Worth	Casa Jose	\$178,556.00	\$0.00	\$178,556.00	\$0.00	Paid in Full	\$0	\$0	\$0	\$0	\$0	\$0	\$0
Mercado de Fort Worth	Hispanic Chamber	\$270,110.00	\$0.00	\$270,110.00	\$0.00	Paid in Full	\$0	\$0	\$0	\$0	\$0	\$0	\$0
Mercado de Fort Worth	Muholland	\$1,000,000.00	\$0.00	\$1,000,000.00	\$0.00	Paid in Full	\$0	\$0	\$0	\$0	\$0	\$0	\$0
Mercado de Fort Worth	FW SER	\$208,000.00	\$0.00	\$208,000.00	\$0.00	Paid in Full	\$0	\$0	\$0	\$0	\$0	\$0	\$0
Mercado de Fort Worth	Cordova	\$211,037.00	\$0.00	\$211,037.00	\$0.00	Paid in Full	\$0	\$0	\$0	\$0	\$0	\$0	\$0
Mercado de Fort Worth	*Mercado, Inc. (Deyla Guadiana)	\$3,132,297.00	\$0.00	\$2,501,000.00	\$631,297.00	Default	\$0	\$0	\$0	\$0	\$0	\$0	\$0
**Mercado de Fort Worth		\$700,000.00	\$0.00	\$700,000.00	\$0.00	Paid in Full	\$0	\$0	\$0	\$0	\$0	\$0	\$0

*Loan closed October 28, 2002. Developer lost financing and contract has been assigned to City to complete the project.
**City requested \$700K from Mercado Section 108 Loan Repayment Account for specifically approved project purposes during past reporting period. This total is not in the \$5,000,000 total.

Grant #: B-97-MC-48-0010

Activity Title	3 rd Party Borrower, if applicable	Loan Amount	Payments Rec'd from Borrower		Balance Owed	Status (e.g., on-time; late; default)	Sources of Principal Payments to HUD						Outstanding Balance - HUD
			This Year	Cumulative			CDBG		Payments from Borrower		Other Source (specify)		
							Loan repayment account						
							This Year	Cumulative	This Year	Cumulative	This Year	Cumulative	
Mercado de Fort Worth		\$5,000,000	\$0.00	***\$4,368,703.00	\$631,297.00	See above	\$0	1,695,000.00	\$0	\$0	\$0.00	\$3,305,000.00	\$ -

*** \$2.5 million from the sale of facility (Mercado) was deposited in the loan repayment account (Wells Fargo) on 1-26-2006. The account also includes accumulative payments from borrowers. Loan has been paid off.
Loan amounts in first table equal \$5,000,000

Grant #: B-99-MC-48-0010

Activity Title	3 rd Party Borrower, if applicable	Loan Amount	Payments Rec'd from Borrower		Balance Owed	Status (e.g., on-time; late; default)	Sources of Principal Payments to HUD						Outstanding Balance - HUD
			This Year	Cumulative			CDBG		Payments from Borrower		Other Source (specify)		
							This Year	Cumulative	This Year	Cumulative	This Year	Cumulative	
Evans/Rosedale Project		\$7,500,000	\$0	\$0	\$0	Paid in Full	\$0.00	\$7,500,000.00	\$0	\$0	\$0	\$0	\$0.00

Final Debt Service payment on 7-21-2020 - Wells Fargo account #21041500; Loan has been paid off under 102361-991944.

Section 108 Accomplishments Report

Program Year: 2018-2019

PROJECT DESCRIPTION				CDBG \$					ELIGIBLE ACTIVITY	NATIONAL OBJECTIVE		JOBS					HOUSING			LMA	LMC	SBA	SBS
Grantee Name	ST	Project Number	Project Name	108 Loan Amount	EDI AMT	BEDI AMT	Other CDBG \$s	Total CDBG \$ Assistance	HUD Matrix Code for Eligible Activity	HUD N.O. Matrix Code	Indicate if N.O. Has Been Met Y=Yes N=No	FTE Jobs Proposed in 108 Appl.	Total Actual FTE Jobs Created	Number Held by/ Made Available to Low/ Mod	Percent Held by/ Made Available to Low/ Mod	Presumed Low/ Mod Benefit (P) or Rev. Strategy Area (RSA)	Total Housing Units Assisted	Number of Units Occupied by Low/ Mod Households	Percent of Units Occupied by Low/Mod Households	Percent Low/ Mod in Service Area	Limited Clientele Y=Yes	Slum/ Blight Area Y=Yes	Slum/ Blight Spot Y=Yes
City of Fort Worth	TX	B-97-MC-48-0010	(Fort Worth Mercado I) Mercado de Fort Worth	\$ 3,132,297				\$ 3,132,297	18A	LMJ	N	109	n/a **	3 reported in prior PY	100%	n/a	n/a	n/a	n/a	n/a	n/a	n/a	n/a
City of Fort Worth	TX	B-97-MC-48-0010	(Fort Worth Mercado I) Mercado de Fort Worth		\$ 1,000,000			\$ 1,000,000	17C	LMA	Y	n/a	n/a	n/a	n/a	n/a	n/a	n/a	n/a	74%	n/a	n/a	n/a
City of Fort Worth	TX	B-97-MC-48-0010	(Fort Worth Mercado I) Mercado de Fort Worth-Hispanic Chamber	\$ 270,110				\$ 270,110	03	LMA	Y	n/a	n/a	n/a	n/a	n/a	n/a	n/a	n/a	74%	n/a	n/a	n/a
City of Fort Worth	TX	B-97-MC-48-0010	(Fort Worth Mercado I) Mercado de Fort Worth-Fort Worth SER	\$ 208,000				\$ 208,000	03	LMA	Y	n/a	n/a	n/a	n/a	n/a	n/a	n/a	n/a	74%	n/a	n/a	n/a
City of Fort Worth	TX	B-97-MC-48-0010	(Fort Worth Mercado I) Mercado de Fort Worth-Mulholland	\$ 1,000,000				\$ 1,000,000	18A	LMJ	Y	75	n/a	114.5 reported in prior PY	100%	n/a	n/a	n/a	n/a	n/a	n/a	n/a	n/a
City of Fort Worth	TX	B-97-MC-48-0010	(Fort Worth Mercado I) Mercado de Fort Worth-Cordova	\$ 211,037				\$ 211,037	18A	LMJ	Y	5.5	n/a	5.5 reported in prior PY	100%	n/a	n/a	n/a	n/a	n/a	n/a	n/a	n/a
City of Fort Worth	TX	B-97-MC-48-0010	(Fort Worth Mercado I) Mercado de Fort Worth-Casa Jose	\$ 178,556				\$ 178,556	18A	LMJ	Y	5	na	5 reported in prior PY	100%	n/a	n/a	n/a	n/a	n/a	n/a	n/a	n/a
City of Fort Worth	TX	B-99-MC-48-0010	Evans/Rosedale Project - Shamlee Library	\$ 4,969,131				\$ 4,969,131	03E	LMA	Y	n/a*	n/a	n/a	n/a	n/a	n/a	n/a	n/a	69%	n/a	n/a	n/a
City of Fort Worth	TX	B-99-MC-48-0010	Evans/Rosedale Project - UCC Bethlehem	\$ 2,530,869	\$ 1,500,000			\$ 4,030,869	03E	LMA	Y	n/a*	n/a	n/a	n/a	n/a	n/a	n/a	n/a	69%	n/a	n/a	n/a
*An Amended Section 108 Application was submitted by the City on 3/23/11. The amended application does not require any jobs for the specified activities. HUD approved the amended document in their letter dated 4/25/11. Jobs required for CDBG funds invested are described in the CDBG narrative for Low/Mod Jobs.																							
** Loan is being paid from Non-CDBG sources since loan did not meet National Objective																							
TOTALS				\$ 12,500,000	\$ 2,500,000	\$ -	\$ -	\$ 15,000,000				195	0	128			0	0	N/A	N/A			
Notes: See Attached Guidance			(1) & (2)						(3)	(4)		(5)	(6)	(7)	(8)	(8)	(9)			(8)			

PR07 - Drawdown Report by Voucher Number - Vouchers Submitted to Loccs

Voucher Number	Line Item	IDIS Project ID	IDIS Act ID	Voucher Created	Voucher Status	Status Date	LOCCS Send Date	Grant Number	CARES Act	Grant Year	Fund Type	Recipient TIN	Payee TIN	Program	PY	Drawn Amount
6420010	1	12	7402	10/7/2020	Completed	10/09/2020	10/8/2020	B19MC480010		2019	EN	756000528	756000528	CDBG	Y	\$13,296.90
6420011	1	12	7402	10/7/2020	Completed	10/09/2020	10/8/2020	B19MC480010		2019	EN	756000528	756000528	CDBG	Y	\$11,844.81
6420012	1	10	7399	10/7/2020	Completed	10/09/2020	10/8/2020	B19MC480010		2019	EN	756000528	756000528	CDBG	Y	\$10,829.46
6420013	1	10	7399	10/7/2020	Completed	10/09/2020	10/8/2020	B19MC480010		2019	EN	756000528	756000528	CDBG	Y	\$11,900.12
6420014	1	10	7401	10/7/2020	Completed	10/09/2020	10/8/2020	B19MC480010		2019	EN	756000528	756000528	CDBG	Y	\$7,386.10
6420016	1	9	7397	10/7/2020	Completed	10/09/2020	10/8/2020	B19MC480010		2019	EN	756000528	756000528	CDBG	Y	\$3,002.75
6420018	1	8	7391	10/7/2020	Completed	10/09/2020	10/8/2020	B19MC480010		2019	EN	756000528	756000528	CDBG	Y	\$3,597.66
6420019	1	8	7392	10/7/2020	Completed	10/09/2020	10/8/2020	B19MC480010		2019	EN	756000528	756000528	CDBG	Y	\$23,048.83
6420040	1	7	7313	10/7/2020	Completed	10/09/2020	10/8/2020	B16MC480010		2016	EN	756000528	756000528	CDBG	Y	\$62,607.88
	2	7	7313	10/7/2020	Completed	10/09/2020	10/8/2020	B17MC480010		2017	EN	756000528	756000528	CDBG	Y	\$69,559.83
6420041	1	3	7382	10/7/2020	Completed	10/09/2020	10/8/2020	B19MC480010		2019	EN	756000528	756000528	CDBG	Y	\$1,258.26
6420042	1	3	7253	10/7/2020	Completed	10/09/2020	10/8/2020	B18MC480010		2018	EN	756000528	756000528	CDBG	Y	\$26,943.25
6420043	1	12	7507	10/7/2020	Completed	10/09/2020	10/8/2020	B19MC480010		2019	EN	756000528	756000528	CDBG	Y	\$1,006.34
6420044	1	13	7410	10/7/2020	Completed	10/09/2020	10/8/2020	E19MC480010		2019	EN	756000528	756000528	HESG		\$4,052.46
6420045	1	13	7408	10/7/2020	Completed	10/09/2020	10/8/2020	E19MC480010		2019	EN	756000528	756000528	HESG		\$3,313.20
6420046	1	13	7408	10/7/2020	Completed	10/09/2020	10/8/2020	E19MC480010		2019	EN	756000528	756000528	HESG		\$4,795.26
6421428	1	13	7408	10/13/2020	Completed	10/17/2020	10/16/2020	E19MC480010		2019	EN	756000528	756000528	HESG		\$11,196.73
6421651	1	8	7393	10/13/2020	Completed	10/17/2020	10/16/2020	B19MC480010		2019	EN	756000528	756000528	CDBG	Y	\$14,075.25
6421652	1	13	7409	10/13/2020	Completed	10/17/2020	10/16/2020	E19MC480010		2019	EN	756000528	756000528	HESG		\$18,795.75
6423867	1	7	7497	10/20/2020	Completed	10/30/2020	10/29/2020	M19MC480204		2019	EN	756000528	756000528	HOME		\$14,999.00
6424283	1	18	7359	10/21/2020	Completed	10/30/2020	10/29/2020	M19MC480204		2019	EN	756000528	756000528	HOME		\$9,220.37
6426076	1	15	7414	10/27/2020	Completed	10/30/2020	10/29/2020	TXH19F002		2019	EN	756000528	756000528	HOPWA		\$191.25
6426079	1	15	7415	10/27/2020	Completed	10/30/2020	10/29/2020	TXH19F002		2019	EN	756000528	756000528	HOPWA		\$20,703.61
6426082	1	16	7418	10/27/2020	Completed	10/30/2020	10/29/2020	TXH19F002		2019	EN	756000528	756000528	HOPWA		\$30,207.38
6426083	1	16	7419	10/27/2020	Completed	10/30/2020	10/29/2020	TXH19F002		2019	EN	756000528	756000528	HOPWA		\$10,812.75
6426084	1	16	7420	10/27/2020	Completed	10/30/2020	10/29/2020	TXH19F002		2019	EN	756000528	756000528	HOPWA		\$8,973.56
6426129	1	16	7417	10/27/2020	Completed	10/30/2020	10/29/2020	TXH19F002		2019	EN	756000528	756000528	HOPWA		\$1,826.22
6426131	1	15	7416	10/27/2020	Completed	10/30/2020	10/29/2020	TXH19F002		2019	EN	756000528	756000528	HOPWA		\$5,152.93
6426132	1	13	7408	10/27/2020	Completed	10/30/2020	10/29/2020	E19MC480010		2019	EN	756000528	756000528	HESG		\$9,145.45
6426134	1	7	7503	10/27/2020	Completed	10/30/2020	10/29/2020	M19MC480204		2019	EN	756000528	756000528	HOME		\$19,359.00
6426135	1	7	7509	10/27/2020	Completed	10/30/2020	10/29/2020	M19MC480204		2019	EN	756000528	756000528	HOME		\$14,999.00
6426514	1	13	7409	10/28/2020	Completed	10/30/2020	10/29/2020	E19MC480010		2019	EN	756000528	756000528	HESG		\$21,287.72
6426522	1	10	7399	10/28/2020	Completed	11/03/2020	11/2/2020	B19MC480010		2019	EN	756000528	756000528	CDBG	Y	\$3,192.35
6426554	1	9	7398	10/28/2020	Completed	10/30/2020	10/29/2020	B19MC480010		2019	EN	756000528	756000528	CDBG	Y	\$7,504.84
6426557	1	7	7390	10/28/2020	Completed	10/30/2020	10/29/2020	B19MC480010		2019	EN	756000528	756000528	CDBG	Y	\$10,387.48

PR07 - Drawdown Report by Voucher Number - Vouchers Submitted to Loccs

Voucher Number	Line Item	IDIS Project ID	IDIS Act ID	Voucher Created	Voucher Status	Status Date	LOCCS Send Date	Grant Number	CARES Act	Grant Year	Fund Type	Recipient TIN	Payee TIN	Program	PY	Drawn Amount
6426558	1	6	7388	10/28/2020	Completed	10/30/2020	10/29/2020	B19MC480010		2019	EN	756000528	756000528	CDBG	Y	\$6,169.02
6428189	1	7	7313	11/3/2020	Completed	11/04/2020	11/3/2020	B16MC480010		2016	EN	756000528	756000528	CDBG	Y	\$12,193.70
	2	7	7313	11/3/2020	Completed	11/04/2020	11/3/2020	B17MC480010		2017	EN	756000528	756000528	CDBG	Y	\$40,280.19
6428193	1	1	7374	11/3/2020	Completed	11/04/2020	11/3/2020	B19MC480010		2019	AD	756000528	756000528	CDBG	Y	\$6,484.73
6428196	1	1	7376	11/3/2020	Completed	11/04/2020	11/3/2020	B19MC480010		2019	AD	756000528	756000528	CDBG	Y	\$13,676.82
6428198	1	1	7377	11/3/2020	Completed	11/04/2020	11/3/2020	B19MC480010		2019	AD	756000528	756000528	CDBG	Y	\$29,972.83
6428201	1	1	7378	11/3/2020	Completed	11/04/2020	11/3/2020	B19MC480010		2019	AD	756000528	756000528	CDBG	Y	\$12,164.56
6428202	1	2	7379	11/3/2020	Completed	11/04/2020	11/3/2020	B19MC480010		2019	EN	756000528	756000528	CDBG	Y	\$11,222.13
6428203	1	2	7380	11/3/2020	Completed	11/04/2020	11/3/2020	B19MC480010		2019	EN	756000528	756000528	CDBG	Y	\$18,600.25
6428205	1	3	7382	11/3/2020	Completed	11/04/2020	11/3/2020	B19MC480010		2019	EN	756000528	756000528	CDBG	Y	\$79,883.51
6428206	1	6	7506	11/3/2020	Completed	11/04/2020	11/3/2020	B19MC480010		2019	EN	756000528	756000528	CDBG	Y	\$11,881.00
6429124	1	18	7332	11/5/2020	Completed	11/11/2020	11/10/2020	B14MC480010		2014	EN	756000528	756000528	CDBG	Y	\$26,884.72
6429286	1	7	7499	11/6/2020	Completed	11/11/2020	11/10/2020	M19MC480204		2019	EN	756000528	756000528	HOME		\$20,000.00
6429439	1	12	7402	11/6/2020	Completed	11/10/2020	11/9/2020	B19MC480010		2019	EN	756000528	756000528	CDBG	Y	\$5,994.57
6429441	1	8	7391	11/6/2020	Completed	11/10/2020	11/9/2020	B19MC480010		2019	EN	756000528	756000528	CDBG	Y	\$17,796.68
6429443	1	8	7393	11/6/2020	Completed	11/10/2020	11/9/2020	B19MC480010		2019	EN	756000528	756000528	CDBG	Y	\$2,237.38
6429444	1	8	7393	11/6/2020	Completed	11/10/2020	11/9/2020	B19MC480010		2019	EN	756000528	756000528	CDBG	Y	\$7,144.00
6429445	1	10	7400	11/6/2020	Completed	11/10/2020	11/9/2020	B19MC480010		2019	EN	756000528	756000528	CDBG	Y	\$5,853.63
6429446	1	10	7400	11/6/2020	Completed	11/11/2020	11/10/2020	B19MC480010		2019	EN	756000528	756000528	CDBG	Y	\$5,840.82
6429462	1	7	7390	11/6/2020	Completed	11/10/2020	11/9/2020	B19MC480010		2019	EN	756000528	756000528	CDBG	Y	\$10,325.01
6429465	1	6	7389	11/6/2020	Completed	11/10/2020	11/9/2020	B19MC480010		2019	EN	756000528	756000528	CDBG	Y	\$7,781.86
6429468	1	6	7389	11/6/2020	Completed	11/10/2020	11/9/2020	B19MC480010		2019	EN	756000528	756000528	CDBG	Y	\$7,125.67
6429469	1	10	7401	11/6/2020	Completed	11/10/2020	11/9/2020	B19MC480010		2019	EN	756000528	756000528	CDBG	Y	\$1,753.76
6429473	1	8	7394	11/6/2020	Completed	11/10/2020	11/9/2020	B19MC480010		2019	EN	756000528	756000528	CDBG	Y	\$8,374.05
6429512	1	1	7404	11/6/2020	Completed	11/11/2020	11/10/2020	M19MC480204		2019	AD	756000528	756000528	HOME		\$20,615.64
6429513	1	7	7469	11/6/2020	Completed	11/11/2020	11/10/2020	M19MC480204		2019	EN	756000528	756000528	HOME		\$14,999.00
6429514	1	7	7473	11/6/2020	Completed	11/11/2020	11/10/2020	M19MC480204		2019	EN	756000528	756000528	HOME		\$20,000.00
6429651	1	18	7356	11/9/2020	Completed	11/11/2020	11/10/2020	M18MC480204		2018	CR	752399903	756000528	HOME		\$4,808.71
6429653	1	18	7356	11/9/2020	Completed	11/11/2020	11/10/2020	M19MC480204		2019	EN	756000528	756000528	HOME		\$10,190.29
6429940	1	13	7410	11/9/2020	Completed	11/11/2020	11/10/2020	E19MC480010		2019	EN	756000528	756000528	HESG		\$10,134.76
6429941	1	13	7408	11/9/2020	Completed	11/11/2020	11/10/2020	E19MC480010		2019	EN	756000528	756000528	HESG		\$12,106.18
6429942	1	13	7408	11/9/2020	Completed	11/11/2020	11/10/2020	E19MC480010		2019	EN	756000528	756000528	HESG		\$8,406.55
6429943	1	13	7496	11/9/2020	Revised	11/11/2020	11/10/2020	E20MW480010	CARES	2020	EN	756000528	756000528	HESG-CV		\$5,637.15

PR07 - Drawdown Report by Voucher Number - Vouchers Submitted to Loccs

Voucher Number	Line Item	IDIS Project ID	IDIS Act ID	Voucher Created	Voucher Status	Status Date	LOCCS Send Date	Grant Number	CARES Act	Grant Year	Fund Type	Recipient TIN	Payee TIN	Program	PY	Drawn Amount
	2	13	7496	6/8/2021	Completed	11/11/2020	11/10/2020	E20MW480010	CARES	2020	EN	756000528	756000528	HESG-CV		\$5,637.15
6429944	1	13	7496	11/9/2020	Revised	11/11/2020	11/10/2020	E20MW480010	CARES	2020	EN	756000528	756000528	HESG-CV		\$55,371.48
	2	13	7496	6/8/2021	Completed	11/11/2020	11/10/2020	E20MW480010	CARES	2020	EN	756000528	756000528	HESG-CV		\$55,371.48
6429949	1	19	7480	11/9/2020	Completed	11/11/2020	11/10/2020	B20MW480010	CARES	2020	EN	756000528	756000528	CDBG-CV	Y	\$48,900.61
6429950	1	16	7417	11/9/2020	Completed	11/11/2020	11/10/2020	TXH19F002		2019	EN	756000528	756000528	HOPWA		\$1,940.31
6429952	1	16	7418	11/9/2020	Completed	11/11/2020	11/10/2020	TXH19F002		2019	EN	756000528	756000528	HOPWA		\$30,136.76
6429953	1	16	7419	11/9/2020	Completed	11/11/2020	11/10/2020	TXH19F002		2019	EN	756000528	756000528	HOPWA		\$10,812.73
6429957	1	16	7420	11/9/2020	Completed	11/11/2020	11/10/2020	TXH19F002		2019	EN	756000528	756000528	HOPWA		\$8,866.62
6429961	1	14	7271	11/9/2020	Completed	11/11/2020	11/10/2020	E18MC480010		2018	EN	756000528	756000528	HESG		\$6,229.55
6430462	1	8	7391	11/10/2020	Completed	11/13/2020	11/11/2020	B19MC480010		2019	EN	756000528	756000528	CDBG	Y	\$17,692.28
6431187	1	25	7492	11/13/2020	Completed	11/14/2020	11/13/2020	B20MW480010	CARES	2020	AD	756000528	756000528	CDBG-CV	Y	\$7,344.68
6431198	1	3	7013	11/13/2020	Completed	11/14/2020	11/13/2020	B14MC480010		2014	EN	756000528	756000528	CDBG	Y	\$7,950.62
6431202	1	5	7387	11/13/2020	Completed	11/14/2020	11/13/2020	B19MC480010		2019	EN	756000528	756000528	CDBG	Y	\$34,250.00
6431255	1	18	7359	11/13/2020	Completed	11/14/2020	11/13/2020	M18MC480204		2018	CR	752399903	756000528	HOME		\$5,778.63
6432279	1	8	7394	11/17/2020	Completed	11/19/2020	11/18/2020	B19MC480010		2019	EN	756000528	756000528	CDBG	Y	\$2,160.00
6432280	1	8	7393	11/17/2020	Completed	11/19/2020	11/18/2020	B19MC480010		2019	EN	756000528	756000528	CDBG	Y	\$6,739.17
6432281	1	6	7388	11/17/2020	Completed	11/19/2020	11/18/2020	B19MC480010		2019	EN	756000528	756000528	CDBG	Y	\$4,839.28
6432282	1	15	7416	11/17/2020	Completed	11/19/2020	11/18/2020	TXH19F002		2019	EN	756000528	756000528	HOPWA		\$3,018.10
6432283	1	15	7415	11/17/2020	Completed	11/19/2020	11/18/2020	TXH19F002		2019	EN	756000528	756000528	HOPWA		\$10,947.52
6432284	1	15	7414	11/17/2020	Completed	11/19/2020	11/18/2020	TXH19F002		2019	EN	756000528	756000528	HOPWA		\$191.25
6432285	1	13	7408	11/17/2020	Completed	11/19/2020	11/18/2020	E19MC480010		2019	EN	756000528	756000528	HESG		\$3,195.04
6432288	1	13	7496	11/17/2020	Completed	11/19/2020	11/18/2020	E20MW480010	CARES	2020	EN	756000528	756000528	HESG-CV		\$5,252.66
6432289	1	13	7496	11/17/2020	Completed	11/19/2020	11/18/2020	E20MW480010	CARES	2020	EN	756000528	756000528	HESG-CV		\$151,498.93
6432290	1	13	7496	11/17/2020	Completed	11/19/2020	11/18/2020	E20MW480010	CARES	2020	EN	756000528	756000528	HESG-CV		\$15,454.42
6433256	1	17	7412	11/19/2020	Completed	11/21/2020	11/20/2020	TXH19F002		2019	EN	756000528	756000528	HOPWA		\$9,899.03
6433258	1	17	7413	11/19/2020	Completed	11/21/2020	11/20/2020	TXH19F002		2019	EN	756000528	756000528	HOPWA		\$7,108.98
6433259	1	19	7463	11/19/2020	Completed	11/21/2020	11/20/2020	TXH18F002		2018	EN	756000528	756000528	HOPWA		\$23,017.97
6433260	1	14	7411	11/19/2020	Completed	11/21/2020	11/20/2020	TXH19F002		2019	AD	756000528	756000528	HOPWA		\$2,682.12
6433261	1	14	7411	11/19/2020	Completed	11/21/2020	11/20/2020	TXH19F002		2019	AD	756000528	756000528	HOPWA		\$1,836.09

PR07 - Drawdown Report by Voucher Number - Vouchers Submitted to Loccs

Voucher Number	Line Item	IDIS Project ID	IDIS Act ID	Voucher Created	Voucher Status	Status Date	LOCCS Send Date	Grant Number	CARES Act	Grant Year	Fund Type	Recipient TIN	Payee TIN	Program	PY	Drawn Amount
6433262	1	14	7411	11/19/2020	Completed	11/21/2020	11/20/2020	TXH19F002		2019	AD	756000528	756000528	HOPWA		\$2,378.60
6433263	1	14	7411	11/19/2020	Completed	11/21/2020	11/20/2020	TXH19F002		2019	AD	756000528	756000528	HOPWA		\$1,970.58
6433264	1	14	7270	11/19/2020	Completed	11/21/2020	11/20/2020	E18MC480010		2018	AD	756000528	756000528	HESG		\$471.84
6433265	1	13	7407	11/19/2020	Completed	11/21/2020	11/20/2020	E19MC480010		2019	AD	756000528	756000528	HESG		\$3,594.30
6433266	1	13	7407	11/19/2020	Completed	11/21/2020	11/20/2020	E19MC480010		2019	AD	756000528	756000528	HESG		\$4,447.82
6433267	1	13	7407	11/19/2020	Completed	11/21/2020	11/20/2020	E19MC480010		2019	AD	756000528	756000528	HESG		\$3,805.22
6433268	1	5	7342	11/19/2020	Completed	11/21/2020	11/20/2020	B18MC480010		2018	EN	756000528	756000528	CDBG	Y	\$1,550.87
6433269	1	5	7342	11/19/2020	Completed	11/21/2020	11/20/2020	B18MC480010		2018	EN	756000528	756000528	CDBG	Y	\$10,212.50
6433270	1	5	7344	11/19/2020	Completed	11/21/2020	11/20/2020	B18MC480010		2018	EN	756000528	756000528	CDBG	Y	\$6,650.00
6433271	1	5	7343	11/19/2020	Completed	11/21/2020	11/20/2020	B18MC480010		2018	EN	756000528	756000528	CDBG	Y	\$9,500.00
6433272	1	7	7363	11/19/2020	Completed	11/21/2020	11/20/2020	B14MC480010		2014	EN	756000528	756000528	CDBG	Y	\$3,224.18
6433273	1	7	7363	11/19/2020	Completed	11/21/2020	11/20/2020	B14MC480010		2014	EN	756000528	756000528	CDBG	Y	\$2,137.50
6433274	1	7	7341	11/19/2020	Completed	11/21/2020	11/20/2020	B16MC480010		2016	EN	756000528	756000528	CDBG	Y	\$3,460.00
6433275	1	12	7422	11/19/2020	Completed	11/21/2020	11/20/2020	B18MC480010		2018	EN	756000528	756000528	CDBG	Y	\$29,261.81
6433276	1	7	7442	11/19/2020	Completed	11/21/2020	11/20/2020	B14MC480010		2014	EN	756000528	756000528	CDBG	Y	\$1,560.00
6433277	1	29	7046	11/19/2020	Completed	11/21/2020	11/20/2020	B14MC480010		2014	EN	756000528	756000528	CDBG	Y	\$82,564.99
6433278	1	29	7046	11/19/2020	Completed	11/21/2020	11/20/2020	B16MC480010		2016	EN	756000528	756000528	CDBG	Y	\$6,449.46
6433280	1	3	7013	11/19/2020	Completed	11/21/2020	11/20/2020	B14MC480010		2014	EN	756000528	756000528	CDBG	Y	\$143,499.06
6433281	1	3	7013	11/19/2020	Completed	11/21/2020	11/20/2020	B19MC480010		2019	EN	756000528	756000528	CDBG	Y	\$30,666.90
6433282	1	25	7163	11/19/2020	Completed	11/21/2020	11/20/2020	B14MC480010		2014	EN	756000528	756000528	CDBG	Y	\$16,721.95
6433284	1	18	7332	11/19/2020	Completed	11/21/2020	11/20/2020	B14MC480010		2014	EN	756000528	756000528	CDBG	Y	\$22,706.39
6433285	1	3	7381	11/19/2020	Completed	11/21/2020	11/20/2020	B19MC480010		2019	EN	756000528	756000528	CDBG	Y	\$5,720.10
6433286	1	5	7384	11/19/2020	Completed	11/21/2020	11/20/2020	B19MC480010		2019	EN	756000528	756000528	CDBG	Y	\$1,606.04
6433287	1	3	7428	11/19/2020	Completed	11/21/2020	11/20/2020	B14MC480010		2014	EN	756000528	756000528	CDBG	Y	\$28.83
6433288	1	3	7428	11/19/2020	Completed	11/21/2020	11/20/2020	B14MC480010		2014	EN	756000528	756000528	CDBG	Y	\$6,414.94
6433289	1	3	7428	11/19/2020	Completed	11/21/2020	11/20/2020	B14MC480010		2014	EN	756000528	756000528	CDBG	Y	\$18,616.33
6433290	1	3	7428	11/19/2020	Completed	11/21/2020	11/20/2020	B14MC480010		2014	EN	756000528	756000528	CDBG	Y	\$48,768.64
6433291	1	3	7428	11/19/2020	Completed	11/21/2020	11/20/2020	B14MC480010		2014	EN	756000528	756000528	CDBG	Y	\$5,371.45
6433292	1	3	7428	11/19/2020	Completed	11/21/2020	11/20/2020	B14MC480010		2014	EN	756000528	756000528	CDBG	Y	\$30,287.48
6433293	1	3	7428	11/19/2020	Completed	11/21/2020	11/20/2020	B14MC480010		2014	EN	756000528	756000528	CDBG	Y	\$3,262.67
6433295	1	3	7428	11/19/2020	Completed	11/21/2020	11/20/2020	B14MC480010		2014	EN	756000528	756000528	CDBG	Y	\$4,992.50
6433296	1	3	7428	11/19/2020	Completed	11/21/2020	11/20/2020	B14MC480010		2014	EN	756000528	756000528	CDBG	Y	\$5,449.46
6433297	1	3	7428	11/19/2020	Completed	11/21/2020	11/20/2020	B14MC480010		2014	EN	756000528	756000528	CDBG	Y	\$51,716.71
6433298	1	3	7428	11/19/2020	Completed	11/21/2020	11/20/2020	B15MC480010		2015	EN	756000528	756000528	CDBG	Y	\$23,419.39
6433736	1	7	7508	11/21/2020	Completed	11/26/2020	11/25/2020	M19MC480204		2019	EN	756000528	756000528	HOME		\$13,992.00

PR07 - Drawdown Report by Voucher Number - Vouchers Submitted to Loccs

Voucher Number	Line Item	IDIS Project ID	IDIS Act ID	Voucher Created	Voucher Status	Status Date	LOCCS Send Date	Grant Number	CARES Act	Grant Year	Fund Type	Recipient TIN	Payee TIN	Program	PY	Drawn Amount
6433737	1	7	7512	11/21/2020	Completed	11/26/2020	11/25/2020	M19MC480204		2019	EN	756000528	756000528	HOME		\$14,999.00
6433738	1	7	7514	11/21/2020	Completed	11/26/2020	11/25/2020	M19MC480204		2019	EN	756000528	756000528	HOME		\$14,999.00
6433739	1	7	7515	11/21/2020	Completed	11/26/2020	11/25/2020	M19MC480204		2019	EN	756000528	756000528	HOME		\$14,999.00
6433740	1	7	7511	11/21/2020	Completed	11/26/2020	11/25/2020	M19MC480204		2019	EN	756000528	756000528	HOME		\$14,999.00
6437591	1	7	7440	12/5/2020	Completed	12/09/2020	12/8/2020	M19MC480204		2019	CO	752399903	756000528	HOME		\$6,000.00
6437592	1	7	7519	12/5/2020	Completed	12/09/2020	12/8/2020	M19MC480204		2019	EN	756000528	756000528	HOME		\$14,999.00
6437593	1	7	7517	12/5/2020	Completed	12/09/2020	12/8/2020	M19MC480204		2019	EN	756000528	756000528	HOME		\$14,999.00
6437594	1	7	7513	12/5/2020	Completed	12/09/2020	12/8/2020	M19MC480204		2019	EN	756000528	756000528	HOME		\$14,999.00
6437596	1	13	7495	12/5/2020	Completed	12/09/2020	12/8/2020	E20MW480010	CARES	2020	AD	756000528	756000528	HESG-CV		\$6,085.46
6437598	1	18	7355	12/5/2020	Completed	12/09/2020	12/8/2020	M18MC480204		2018	CR	752399903	756000528	HOME		\$372.45
6437599	1	18	7355	12/5/2020	Completed	12/09/2020	12/8/2020	M18MC480204		2018	CR	752399903	756000528	HOME		\$3,889.33
6439012	1	7	7470	12/9/2020	Completed	12/15/2020	12/14/2020	M19MC480204		2019	EN	756000528	756000528	HOME		\$19,500.00
6439017	1	7	7502	12/9/2020	Completed	12/15/2020	12/14/2020	M19MC480204		2019	EN	756000528	756000528	HOME		\$14,999.00
6439953	1	1	7404	12/11/2020	Completed	12/15/2020	12/14/2020	M19MC480204		2019	AD	756000528	756000528	HOME		\$17,967.62
6439954	1	1	7404	12/11/2020	Completed	12/15/2020	12/14/2020	M19MC480204		2019	AD	756000528	756000528	HOME		\$15,455.17
6442892	1	7	7466	12/18/2020	Completed	12/22/2020	12/21/2020	M19MC480204		2019	EN	756000528	756000528	HOME		\$25,000.00
6448267	1	7	7520	1/9/2021	Completed	01/15/2021	1/14/2021	M19MC480204		2019	EN	756000528	756000528	HOME		\$14,580.00
6448268	1	7	7521	1/9/2021	Completed	01/15/2021	1/14/2021	M19MC480204		2019	EN	756000528	756000528	HOME		\$14,999.00
6451602	1	17	7412	1/20/2021	Completed	01/21/2021	1/20/2021	TXH19F002		2019	EN	756000528	756000528	HOPWA		\$31,875.00
6451609	1	17	7412	1/20/2021	Completed	01/21/2021	1/20/2021	TXH19F002		2019	EN	756000528	756000528	HOPWA		\$31,037.94
6451612	1	19	7463	1/20/2021	Completed	01/21/2021	1/20/2021	TXH18F002		2018	EN	756000528	756000528	HOPWA		\$478.06
6451615	1	17	7412	1/20/2021	Completed	01/21/2021	1/20/2021	TXH19F002		2019	EN	756000528	756000528	HOPWA		\$28,874.00
6451647	1	20	7481	1/20/2021	Completed	01/21/2021	1/20/2021	B20MW480010	CARES	2020	EN	756000528	756000528	CDBG-CV		\$12,080.97
6451651	1	18	7489	1/20/2021	Completed	01/21/2021	1/20/2021	B20MW480010	CARES	2020	EN	756000528	756000528	CDBG-CV		\$4,008.67
6451654	1	18	7489	1/20/2021	Completed	01/21/2021	1/20/2021	B20MW480010	CARES	2020	EN	756000528	756000528	CDBG-CV		\$6,905.43
6451656	1	20	7487	1/20/2021	Completed	01/21/2021	1/20/2021	B20MW480010	CARES	2020	EN	756000528	756000528	CDBG-CV		\$67,199.79
6451659	1	20	7487	1/20/2021	Completed	01/21/2021	1/20/2021	B20MW480010	CARES	2020	EN	756000528	756000528	CDBG-CV		\$833.75
6451661	1	20	7487	1/20/2021	Completed	01/21/2021	1/20/2021	B20MW480010	CARES	2020	EN	756000528	756000528	CDBG-CV		\$59,083.37
6451663	1	20	7487	1/20/2021	Completed	01/21/2021	1/20/2021	B20MW480010	CARES	2020	EN	756000528	756000528	CDBG-CV		\$8,471.71

PR07 - Drawdown Report by Voucher Number - Vouchers Submitted to Loccs

Voucher Number	Line Item	IDIS Project ID	IDIS Act ID	Voucher Created	Voucher Status	Status Date	LOCCS Send Date	Grant Number	CARES Act	Grant Year	Fund Type	Recipient TIN	Payee TIN	Program	PY	Drawn Amount
6451664	1	20	7487	1/20/2021	Completed	01/21/2021	1/20/2021	B20MW480010	CARES	2020	EN	756000528	756000528	CDBG-CV		\$1,487.15
6451729	1	13	7496	1/20/2021	Completed	01/21/2021	1/20/2021	E20MW480010	CARES	2020	EN	756000528	756000528	HESG-CV		\$18,827.12
6451730	1	13	7496	1/20/2021	Completed	01/21/2021	1/20/2021	E20MW480010	CARES	2020	EN	756000528	756000528	HESG-CV		\$15,203.22
6451740	1	13	7493	1/20/2021	Completed	01/21/2021	1/20/2021	E20MW480010	CARES	2020	EN	756000528	756000528	HESG-CV		\$31,773.22
6451742	1	13	7493	1/20/2021	Completed	01/21/2021	1/20/2021	E20MW480010	CARES	2020	EN	756000528	756000528	HESG-CV		\$39,811.01
6451743	1	13	7496	1/20/2021	Completed	01/21/2021	1/20/2021	E20MW480010	CARES	2020	EN	756000528	756000528	HESG-CV		\$19,565.25
6451746	1	13	7493	1/20/2021	Completed	01/21/2021	1/20/2021	E20MW480010	CARES	2020	EN	756000528	756000528	HESG-CV		\$2,823.93
6455983	1	18	7355	2/1/2021	Completed	02/03/2021	2/2/2021	M16MC480204		2016	CR	752399903	756000528	HOME		\$2,511.09
	2	18	7355	2/1/2021	Completed	02/03/2021	2/2/2021	M17MC480204		2017	CR	752399903	756000528	HOME		\$3,210.69
	3	18	7355	2/1/2021	Completed	02/03/2021	2/2/2021	M18MC480204		2018	CR	752399903	756000528	HOME		\$19,690.53
6455984	1	18	7355	2/1/2021	Completed	02/03/2021	2/2/2021	M18MC480204		2018	CR	752399903	756000528	HOME		\$3,210.69
6455986	1	1	7404	2/1/2021	Completed	02/03/2021	2/2/2021	M19MC480204		2019	AD	756000528	756000528	HOME		\$20,845.16
6455987	1	1	7404	2/1/2021	Completed	02/02/2021	2/2/2021	M19MC480204		2019	PA	756000528	756000528	HOME		\$381.98
6457078	1	15	7556	2/3/2021	Completed	02/05/2021	2/4/2021	TXH20F002		2020	EN	756000528	756000528	HOPWA		\$148.75
6457079	1	15	7556	2/3/2021	Completed	02/05/2021	2/4/2021	TXH20F002		2020	EN	756000528	756000528	HOPWA		\$191.25
6457080	1	15	7557	2/3/2021	Completed	02/05/2021	2/4/2021	TXH20F002		2020	EN	756000528	756000528	HOPWA		\$9,754.11
6457081	1	15	7557	2/3/2021	Completed	02/05/2021	2/4/2021	TXH20F002		2020	EN	756000528	756000528	HOPWA		\$19,268.64
6457082	1	15	7558	2/3/2021	Completed	02/05/2021	2/4/2021	TXH20F002		2020	EN	756000528	756000528	HOPWA		\$4,955.34
6457084	1	15	7558	2/3/2021	Completed	02/05/2021	2/4/2021	TXH20F002		2020	EN	756000528	756000528	HOPWA		\$4,573.70
6457085	1	16	7559	2/3/2021	Completed	02/05/2021	2/4/2021	TXH20F002		2020	EN	756000528	756000528	HOPWA		\$3,353.05
6457087	1	16	7559	2/3/2021	Completed	02/05/2021	2/4/2021	TXH20F002		2020	EN	756000528	756000528	HOPWA		\$3,219.40
6457088	1	16	7560	2/3/2021	Completed	02/05/2021	2/4/2021	TXH20F002		2020	EN	756000528	756000528	HOPWA		\$34,164.19
6457089	1	16	7560	2/3/2021	Completed	02/05/2021	2/4/2021	TXH20F002		2020	EN	756000528	756000528	HOPWA		\$33,696.90
6457090	1	16	7561	2/3/2021	Completed	02/05/2021	2/4/2021	TXH20F002		2020	EN	756000528	756000528	HOPWA		\$13,938.93
6457091	1	16	7561	2/3/2021	Completed	02/05/2021	2/4/2021	TXH20F002		2020	EN	756000528	756000528	HOPWA		\$11,491.54
6457094	1	16	7562	2/3/2021	Completed	02/05/2021	2/4/2021	TXH20F002		2020	EN	756000528	756000528	HOPWA		\$8,493.62
6457095	1	16	7562	2/3/2021	Completed	02/05/2021	2/4/2021	TXH20F002		2020	EN	756000528	756000528	HOPWA		\$9,069.62
6457097	1	13	7493	2/3/2021	Completed	02/05/2021	2/4/2021	E20MW480010	CARES	2020	EN	756000528	756000528	HESG-CV		\$6,882.10
6457099	1	13	7552	2/3/2021	Completed	02/05/2021	2/4/2021	E20MC480010		2020	EN	756000528	756000528	HESG		\$8,858.56

PR07 - Drawdown Report by Voucher Number - Vouchers Submitted to Loccs

Voucher Number	Line Item	IDIS Project ID	IDIS Act ID	Voucher Created	Voucher Status	Status Date	LOCCS Send Date	Grant Number	CARES Act	Grant Year	Fund Type	Recipient TIN	Payee TIN	Program	PY	Drawn Amount
6457104	1	20	7481	2/3/2021	Completed	02/05/2021	2/4/2021	B20MW480010	CARES	2020	EN	756000528	756000528	CDBG-CV		\$12,091.31
6457105	1	18	7489	2/3/2021	Completed	02/05/2021	2/4/2021	B20MW480010	CARES	2020	EN	756000528	756000528	CDBG-CV		\$6,810.29
6457106	1	13	7496	2/3/2021	Completed	02/05/2021	2/4/2021	E20MC480010		2020	EN	756000528	756000528	HESG		\$25,223.26
6457107	1	13	7496	2/3/2021	Completed	02/05/2021	2/4/2021	E20MW480010	CARES	2020	EN	756000528	756000528	HESG-CV		\$9,417.24
6457108	1	13	7496	2/3/2021	Completed	02/05/2021	2/4/2021	E20MW480010	CARES	2020	EN	756000528	756000528	HESG-CV		\$6,308.07
6457109	1	13	7496	2/3/2021	Completed	02/05/2021	2/4/2021	E20MC480010		2020	EN	756000528	756000528	HESG		\$27,788.66
6457110	1	13	7493	2/3/2021	Completed	02/05/2021	2/4/2021	E20MC480010		2020	EN	756000528	756000528	HESG		\$7,943.04
6457111	1	13	7493	2/3/2021	Completed	02/05/2021	2/4/2021	E20MC480010		2020	EN	756000528	756000528	HESG		\$8,221.53
6457112	1	13	7493	2/3/2021	Completed	02/05/2021	2/4/2021	E20MC480010		2020	EN	756000528	756000528	HESG		\$7,774.58
6459287	1	18	7358	2/10/2021	Completed	02/11/2021	2/10/2021	M18MC480204		2018	CR	752399903	756000528	HOME		\$22,619.97
6459288	1	18	7358	2/10/2021	Completed	02/11/2021	2/10/2021	M17MC480204		2017	CR	752399903	756000528	HOME		\$6,795.03
6464052	1	13	7496	2/23/2021	Completed	02/25/2021	2/24/2021	E20MW480010	CARES	2020	EN	756000528	756000528	HESG-CV		\$8,370.05
6464053	1	18	7489	2/23/2021	Completed	02/25/2021	2/24/2021	B20MW480010	CARES	2020	EN	756000528	756000528	CDBG-CV		\$6,559.94
6464054	1	13	7493	2/23/2021	Completed	02/25/2021	2/24/2021	E20MW480010	CARES	2020	EN	756000528	756000528	HESG-CV		\$28,276.76
6464055	1	13	7496	2/23/2021	Completed	02/25/2021	2/24/2021	E20MW480010	CARES	2020	EN	756000528	756000528	HESG-CV		\$5,711.27
6464056	1	13	7496	2/23/2021	Completed	02/25/2021	2/24/2021	E20MC480010		2020	EN	756000528	756000528	HESG		\$19,281.21
6464057	1	13	7552	2/23/2021	Completed	02/25/2021	2/24/2021	E20MC480010		2020	EN	756000528	756000528	HESG		\$9,516.43
6464058	1	13	7493	2/23/2021	Completed	02/25/2021	2/24/2021	E20MW480010	CARES	2020	EN	756000528	756000528	HESG-CV		\$7,418.61
6464059	1	16	7562	2/23/2021	Completed	02/25/2021	2/24/2021	TXH20F002		2020	EN	756000528	756000528	HOPWA		\$9,069.62
6464060	1	16	7561	2/23/2021	Completed	02/25/2021	2/24/2021	TXH20F002		2020	EN	756000528	756000528	HOPWA		\$12,609.24
6464061	1	16	7560	2/23/2021	Completed	02/25/2021	2/24/2021	TXH20F002		2020	EN	756000528	756000528	HOPWA		\$35,098.76
6464062	1	16	7559	2/23/2021	Completed	02/25/2021	2/24/2021	TXH20F002		2020	EN	756000528	756000528	HOPWA		\$3,222.47
6464063	1	15	7556	2/23/2021	Completed	02/25/2021	2/24/2021	TXH20F002		2020	EN	756000528	756000528	HOPWA		\$148.75
6464064	1	15	7557	2/23/2021	Completed	02/25/2021	2/24/2021	TXH20F002		2020	EN	756000528	756000528	HOPWA		\$8,697.95
6464065	1	15	7558	2/23/2021	Completed	02/25/2021	2/24/2021	TXH20F002		2020	EN	756000528	756000528	HOPWA		\$5,072.12
6464067	1	7	7563	2/23/2021	Completed	02/25/2021	2/24/2021	M19MC480204		2019	EN	756000528	756000528	HOME		\$1,495.37
	2	7	7563	2/23/2021	Completed	02/25/2021	2/24/2021	M19MC480204		2019	HP	756000528	756000528	HOME		\$8,305.69
	3	7	7563	2/23/2021	Completed	02/25/2021	2/24/2021	M19MC480204		2019	PI	756000528	756000528	HOME		\$5,197.94

PR07 - Drawdown Report by Voucher Number - Vouchers Submitted to Loccs

Voucher Number	Line Item	IDIS Project ID	IDIS Act ID	Voucher Created	Voucher Status	Status Date	LOCCS Send Date	Grant Number	CARES Act	Grant Year	Fund Type	Recipient TIN	Payee TIN	Program	PY	Drawn Amount
6464068	1	3	7382	2/23/2021	Completed	02/25/2021	2/24/2021	B20MC480010		2020	PI	756000528	756000528	CDBG		\$7,277.84
	2	3	7382	2/23/2021	Completed	02/25/2021	2/24/2021	B19MC480010		2019	EN	756000528	756000528	CDBG		\$56,882.28
6464069	1	3	7428	2/23/2021	Completed	02/25/2021	2/24/2021	B14MC480010		2014	EN	756000528	756000528	CDBG		\$6,253.90
	2	3	7428	2/23/2021	Completed	02/25/2021	2/24/2021	B15MC480010		2015	EN	756000528	756000528	CDBG		\$19,697.89
6464070	1	3	7428	2/23/2021	Completed	02/25/2021	2/24/2021	B15MC480010		2015	EN	756000528	756000528	CDBG		\$5,823.44
6464071	1	3	7381	2/23/2021	Completed	02/25/2021	2/24/2021	B19MC480010		2019	EN	756000528	756000528	CDBG		\$81,743.39
6464072	1	3	7428	2/23/2021	Completed	02/25/2021	2/24/2021	B15MC480010		2015	EN	756000528	756000528	CDBG		\$6,253.90
6464074	1	3	7381	2/23/2021	Completed	02/25/2021	2/24/2021	B19MC480010		2019	EN	756000528	756000528	CDBG		\$84,694.15
6464075	1	7	7341	2/23/2021	Completed	02/25/2021	2/24/2021	B16MC480010		2016	EN	756000528	756000528	CDBG		\$197.00
6464687	1	7	7341	2/24/2021	Completed	02/25/2021	2/24/2021	B16MC480010		2016	EN	756000528	756000528	CDBG		\$2,126.67
6464688	1	12	7422	2/24/2021	Completed	02/25/2021	2/24/2021	B18MC480010		2018	EN	756000528	756000528	CDBG		\$197.00
6464690	1	7	7442	2/24/2021	Completed	02/25/2021	2/24/2021	B14MC480010		2014	EN	756000528	756000528	CDBG		\$197.00
6464692	1	18	7332	2/24/2021	Completed	02/25/2021	2/24/2021	B14MC480010		2014	EN	756000528	756000528	CDBG		\$3,232.55
6464697	1	18	7332	2/24/2021	Completed	02/25/2021	2/24/2021	B14MC480010		2014	EN	756000528	756000528	CDBG		\$4,025.26
6464700	1	29	7046	2/24/2021	Completed	02/25/2021	2/24/2021	B14MC480010		2014	EN	756000528	756000528	CDBG		\$902.15
6464701	1	29	7046	2/24/2021	Completed	02/25/2021	2/24/2021	B14MC480010		2014	EN	756000528	756000528	CDBG		\$3,890.43
6464704	1	3	7013	2/24/2021	Completed	02/25/2021	2/24/2021	B14MC480010		2014	EN	756000528	756000528	CDBG		\$1,680.06
6464733	1	3	7013	2/24/2021	Completed	02/26/2021	2/25/2021	B15MC480010		2015	EN	756000528	756000528	CDBG		\$2,413.79
6464734	1	3	7013	2/24/2021	Completed	02/26/2021	2/25/2021	B15MC480010		2015	EN	756000528	756000528	CDBG		\$35,474.44
6464736	1	5	7387	2/24/2021	Completed	02/26/2021	2/25/2021	B19MC480010		2019	EN	756000528	756000528	CDBG		\$5,066.57
6464737	1	25	7163	2/24/2021	Completed	02/26/2021	2/25/2021	B14MC480010		2014	EN	756000528	756000528	CDBG		\$1,213.95
6464738	1	25	7163	2/24/2021	Completed	02/26/2021	2/25/2021	B14MC480010		2014	EN	756000528	756000528	CDBG		\$15,422.79
6464739	1	5	7342	2/24/2021	Completed	02/26/2021	2/25/2021	B18MC480010		2018	EN	756000528	756000528	CDBG		\$23,179.73
6464740	1	5	7344	2/24/2021	Completed	02/26/2021	2/25/2021	B18MC480010		2018	EN	756000528	756000528	CDBG		\$5,306.86
6464741	1	5	7343	2/24/2021	Completed	02/26/2021	2/25/2021	B18MC480010		2018	EN	756000528	756000528	CDBG		\$8,586.94
6464748	1	12	7422	2/24/2021	Completed	02/26/2021	2/25/2021	B18MC480010		2018	EN	756000528	756000528	CDBG		\$196,662.32
6465582	1	3	7013	2/26/2021	Completed	02/27/2021	2/26/2021	B19MC480010		2019	EN	756000528	756000528	CDBG		\$46,737.00
6468612	1	1	7404	3/6/2021	Completed	03/09/2021	3/8/2021	M19MC480204		2019	AD	756000528	756000528	HOME		\$19,581.29
6468613	1	7	7564	3/6/2021	Completed	03/09/2021	3/8/2021	M19MC480204		2019	EN	756000528	756000528	HOME		\$14,999.00
6468614	1	7	7568	3/6/2021	Completed	03/09/2021	3/8/2021	M19MC480204		2019	EN	756000528	756000528	HOME		\$14,999.00
6471237	1	7	7567	3/12/2021	Completed	03/17/2021	3/16/2021	M19MC480204		2019	EN	756000528	756000528	HOME		\$12,950.00
6475390	1	6	7534	3/24/2021	Completed	03/27/2021	3/26/2021	B20MC480010		2020	EN	756000528	756000528	CDBG		\$6,840.23
6475391	1	6	7534	3/24/2021	Completed	03/27/2021	3/26/2021	B20MC480010		2020	EN	756000528	756000528	CDBG		\$6,642.96
6475392	1	6	7534	3/24/2021	Completed	03/27/2021	3/26/2021	B20MC480010		2020	EN	756000528	756000528	CDBG		\$6,771.65
6475393	1	12	7547	3/24/2021	Completed	03/27/2021	3/26/2021	B20MC480010		2020	EN	756000528	756000528	CDBG		\$21,325.29

PR07 - Drawdown Report by Voucher Number - Vouchers Submitted to Loccs

Voucher Number	Line Item	IDIS Project ID	IDIS Act ID	Voucher Created	Voucher Status	Status Date	LOCCS Send Date	Grant Number	CARES Act	Grant Year	Fund Type	Recipient TIN	Payee TIN	Program	PY	Drawn Amount
6475394	1	12	7547	3/24/2021	Completed	03/27/2021	3/26/2021	B20MC480010		2020	EN	756000528	756000528	CDBG		\$13,775.76
6475395	1	8	7539	3/24/2021	Completed	03/27/2021	3/26/2021	B20MC480010		2020	EN	756000528	756000528	CDBG		\$11,730.09
6475396	1	8	7541	3/24/2021	Completed	03/27/2021	3/26/2021	B20MC480010		2020	EN	756000528	756000528	CDBG		\$2,483.25
6475397	1	8	7541	3/24/2021	Completed	03/27/2021	3/26/2021	B20MC480010		2020	EN	756000528	756000528	CDBG		\$6,798.50
6475398	1	8	7541	3/24/2021	Completed	03/27/2021	3/26/2021	B20MC480010		2020	EN	756000528	756000528	CDBG		\$5,821.50
6475399	1	10	7546	3/24/2021	Completed	03/27/2021	3/26/2021	B20MC480010		2020	EN	756000528	756000528	CDBG		\$8,041.34
6475400	1	10	7546	3/24/2021	Completed	03/27/2021	3/26/2021	B20MC480010		2020	EN	756000528	756000528	CDBG		\$7,326.86
6475401	1	8	7542	3/24/2021	Completed	03/27/2021	3/26/2021	B20MC480010		2020	EN	756000528	756000528	CDBG		\$4,980.52
6475402	1	8	7542	3/24/2021	Completed	03/27/2021	3/26/2021	B20MC480010		2020	EN	756000528	756000528	CDBG		\$4,652.55
6475403	1	8	7542	3/24/2021	Completed	03/27/2021	3/26/2021	B20MC480010		2020	EN	756000528	756000528	CDBG		\$4,703.22
6475404	1	8	7542	3/24/2021	Completed	03/27/2021	3/26/2021	B20MC480010		2020	EN	756000528	756000528	CDBG		\$1,626.66
6475405	1	9	7543	3/24/2021	Completed	03/27/2021	3/26/2021	B20MC480010		2020	EN	756000528	756000528	CDBG		\$5,740.22
6475406	1	9	7543	3/24/2021	Completed	03/27/2021	3/26/2021	B20MC480010		2020	EN	756000528	756000528	CDBG		\$6,338.56
6475407	1	9	7543	3/24/2021	Completed	03/27/2021	3/26/2021	B20MC480010		2020	EN	756000528	756000528	CDBG		\$4,021.68
6475408	1	9	7543	3/24/2021	Completed	03/27/2021	3/26/2021	B20MC480010		2020	EN	756000528	756000528	CDBG		\$5,730.75
6475409	1	7	7538	3/24/2021	Completed	03/27/2021	3/26/2021	B20MC480010		2020	EN	756000528	756000528	CDBG		\$12,450.41
6475410	1	7	7538	3/24/2021	Completed	03/27/2021	3/26/2021	B20MC480010		2020	EN	756000528	756000528	CDBG		\$10,174.17
6475411	1	6	7535	3/24/2021	Completed	03/27/2021	3/26/2021	B20MC480010		2020	EN	756000528	756000528	CDBG		\$10,632.81
6475412	1	6	7535	3/24/2021	Completed	03/27/2021	3/26/2021	B20MC480010		2020	EN	756000528	756000528	CDBG		\$5,452.89
6475413	1	6	7535	3/24/2021	Completed	03/27/2021	3/26/2021	B20MC480010		2020	EN	756000528	756000528	CDBG		\$6,534.62
6475534	1	6	7536	3/25/2021	Completed	03/27/2021	3/26/2021	B20MC480010		2020	EN	756000528	756000528	CDBG		\$6,072.99
6475536	1	6	7536	3/25/2021	Completed	03/27/2021	3/26/2021	B20MC480010		2020	EN	756000528	756000528	CDBG		\$4,577.75
6475537	1	6	7536	3/25/2021	Completed	03/27/2021	3/26/2021	B20MC480010		2020	EN	756000528	756000528	CDBG		\$4,823.11
6475560	1	20	7481	3/25/2021	Completed	03/27/2021	3/26/2021	B20MW480010	CARES	2020	EN	756000528	756000528	CDBG-CV		\$27,404.00
6475563	1	20	7481	3/25/2021	Completed	03/27/2021	3/26/2021	B20MW480010	CARES	2020	EN	756000528	756000528	CDBG-CV		\$46,807.97
6475571	1	13	7496	3/25/2021	Completed	03/27/2021	3/26/2021	E20MC480010		2020	EN	756000528	756000528	HESG		\$4,697.29
6475573	1	13	7496	3/25/2021	Completed	03/27/2021	3/26/2021	E20MC480010		2020	EN	756000528	756000528	HESG		\$12,038.37
6475574	1	13	7493	3/25/2021	Completed	03/27/2021	3/26/2021	E20MC480010		2020	EN	756000528	756000528	HESG		\$7,980.26
6475583	1	16	7559	3/25/2021	Completed	03/27/2021	3/26/2021	TXH20F002		2020	EN	756000528	756000528	HOPWA		\$3,247.65
6475588	1	16	7560	3/25/2021	Completed	03/27/2021	3/26/2021	TXH20F002		2020	EN	756000528	756000528	HOPWA		\$33,125.47
6475598	1	16	7561	3/25/2021	Completed	03/27/2021	3/26/2021	TXH20F002		2020	EN	756000528	756000528	HOPWA		\$11,880.98
6475599	1	16	7562	3/25/2021	Completed	03/27/2021	3/26/2021	TXH20F002		2020	EN	756000528	756000528	HOPWA		\$12,932.79
6477592	1	10	7546	3/30/2021	Completed	04/01/2021	3/31/2021	B20MC480010		2020	EN	756000528	756000528	CDBG		\$5,413.56

PR07 - Drawdown Report by Voucher Number - Vouchers Submitted to Loccs

Voucher Number	Line Item	IDIS Project ID	IDIS Act ID	Voucher Created	Voucher Status	Status Date	LOCCS Send Date	Grant Number	CARES Act	Grant Year	Fund Type	Recipient TIN	Payee TIN	Program	PY	Drawn Amount
6477594	1	6	7536	3/30/2021	Completed	04/01/2021	3/31/2021	B20MC480010		2020	EN	756000528	756000528	CDBG		\$7,112.69
6477595	1	6	7535	3/30/2021	Completed	04/01/2021	3/31/2021	B20MC480010		2020	EN	756000528	756000528	CDBG		\$5,856.14
6477596	1	20	7479	3/30/2021	Completed	04/01/2021	3/31/2021	B20MW480010	CARES	2020	EN	756000528	756000528	CDBG-CV		\$13,919.09
6477597	1	13	7493	3/30/2021	Completed	04/01/2021	3/31/2021	E20MW480010	CARES	2020	EN	756000528	756000528	HESG-CV		\$197.63
6477599	1	13	7493	3/30/2021	Completed	04/01/2021	3/31/2021	E20MW480010	CARES	2020	EN	756000528	756000528	HESG-CV		\$4,475.56
6477600	1	13	7496	3/30/2021	Completed	04/01/2021	3/31/2021	E20MC480010		2020	EN	756000528	756000528	HESG		\$21,566.52
6477606	1	12	7547	3/30/2021	Completed	04/01/2021	3/31/2021	B20MC480010		2020	EN	756000528	756000528	CDBG		\$19,047.87
6477607	1	13	7552	3/30/2021	Completed	04/01/2021	3/31/2021	E20MC480010		2020	EN	756000528	756000528	HESG		\$12,852.40
6477608	1	13	7496	3/30/2021	Completed	04/01/2021	3/31/2021	E20MC480010		2020	EN	756000528	756000528	HESG		\$6,702.95
6477609	1	13	7496	3/30/2021	Completed	04/01/2021	3/31/2021	E20MC480010		2020	EN	756000528	756000528	HESG		\$8,887.59
6477610	1	15	7558	3/30/2021	Completed	04/01/2021	3/31/2021	TXH20F002		2020	EN	756000528	756000528	HOPWA		\$4,750.31
6477611	1	15	7557	3/30/2021	Completed	04/01/2021	3/31/2021	TXH20F002		2020	EN	756000528	756000528	HOPWA		\$5,518.59
6477612	1	15	7556	3/30/2021	Completed	04/01/2021	3/31/2021	TXH20F002		2020	EN	756000528	756000528	HOPWA		\$148.75
6477613	1	17	7412	3/30/2021	Completed	04/01/2021	3/31/2021	TXH19F002		2019	EN	756000528	756000528	HOPWA		\$19,053.03
6477614	1	17	7554	3/30/2021	Completed	04/01/2021	3/31/2021	TXH20F002		2020	EN	756000528	756000528	HOPWA		\$31,729.00
6477615	1	17	7554	3/30/2021	Completed	04/01/2021	3/31/2021	TXH20F002		2020	EN	756000528	756000528	HOPWA		\$11,735.97
6477616	1	1	7523	3/30/2021	Completed	04/01/2021	3/31/2021	B20MC480010		2020	AD	756000528	756000528	CDBG		\$4,005.99
6477617	1	1	7524	3/30/2021	Completed	04/01/2021	3/31/2021	B20MC480010		2020	AD	756000528	756000528	CDBG		\$12,716.85
6477618	1	1	7525	3/30/2021	Completed	04/01/2021	3/31/2021	B20MC480010		2020	AD	756000528	756000528	CDBG		\$33,841.83
6477619	1	1	7526	3/30/2021	Completed	04/01/2021	3/31/2021	B20MC480010		2020	AD	756000528	756000528	CDBG		\$9,110.77
6477620	1	2	7527	3/30/2021	Completed	04/01/2021	3/31/2021	B20MC480010		2020	EN	756000528	756000528	CDBG		\$8,855.57
6477621	1	2	7528	3/30/2021	Completed	04/01/2021	3/31/2021	B20MC480010		2020	EN	756000528	756000528	CDBG		\$23,469.45
6477622	1	1	7523	3/30/2021	Completed	04/01/2021	3/31/2021	B20MC480010		2020	AD	756000528	756000528	CDBG		\$9,607.60
6477623	1	1	7524	3/30/2021	Completed	04/01/2021	3/31/2021	B20MC480010		2020	AD	756000528	756000528	CDBG		\$22,063.58
6477624	1	1	7525	3/30/2021	Completed	04/01/2021	3/31/2021	B20MC480010		2020	AD	756000528	756000528	CDBG		\$34,714.09
6477625	1	1	7526	3/30/2021	Completed	04/01/2021	3/31/2021	B20MC480010		2020	AD	756000528	756000528	CDBG		\$8,721.24
6477626	1	2	7527	3/30/2021	Completed	04/01/2021	3/31/2021	B20MC480010		2020	EN	756000528	756000528	CDBG		\$11,815.07
6477627	1	2	7528	3/30/2021	Completed	04/01/2021	3/31/2021	B20MC480010		2020	EN	756000528	756000528	CDBG		\$34,133.82
6478272	1	18	7356	4/1/2021	Completed	04/02/2021	4/1/2021	M15MC480204		2015	CR	752399903	756000528	HOME		\$10,620.46
6478273	1	18	7356	4/1/2021	Completed	04/02/2021	4/1/2021	M18MC480204		2018	CR	752399903	756000528	HOME		\$22,314.75
6478274	1	18	7359	4/1/2021	Completed	04/02/2021	4/1/2021	M15MC480204		2015	CR	752399903	756000528	HOME		\$11,360.45
6478275	1	18	7359	4/1/2021	Completed	04/02/2021	4/1/2021	M18MC480204		2018	CR	752399903	756000528	HOME		\$21,404.83
6478276	1	21	7212	4/1/2021	Completed	04/02/2021	4/1/2021	M16MC480204		2016	EN	756000528	756000528	HOME		\$2,500.00

PR07 - Drawdown Report by Voucher Number - Vouchers Submitted to Loccs

Voucher Number	Line Item	IDIS Project ID	IDIS Act ID	Voucher Created	Voucher Status	Status Date	LOCCS Send Date	Grant Number	CARES Act	Grant Year	Fund Type	Recipient TIN	Payee TIN	Program	PY	Drawn Amount
6478277	1	1	7404	4/1/2021	Completed	04/02/2021	4/1/2021	M19MC480204		2019	AD	756000528	756000528	HOME		\$12,141.14
6478279	1	7	7566	4/1/2021	Completed	04/02/2021	4/1/2021	M19MC480204		2019	EN	756000528	756000528	HOME		\$14,999.00
6478280	1	7	7565	4/1/2021	Completed	04/02/2021	4/1/2021	M19MC480204		2019	EN	756000528	756000528	HOME		\$20,000.00
6478317	1	7	7569	4/1/2021	Completed	04/02/2021	4/1/2021	M19MC480204		2019	EN	756000528	756000528	HOME		\$14,533.00
6478383	1	7	7442	4/1/2021	Completed	04/02/2021	4/1/2021	B14MC480010		2014	EN	756000528	756000528	CDBG		\$72,512.71
6478385	1	7	7442	4/1/2021	Completed	04/02/2021	4/1/2021	B14MC480010		2014	EN	756000528	756000528	CDBG		\$5,287.79
6478387	1	5	7533	4/1/2021	Completed	04/02/2021	4/1/2021	B20MC480010		2020	EN	756000528	756000528	CDBG		\$565.00
6478388	1	5	7533	4/1/2021	Completed	04/02/2021	4/1/2021	B20MC480010		2020	EN	756000528	756000528	CDBG		\$12,902.50
6478390	1	5	7533	4/1/2021	Completed	04/02/2021	4/1/2021	B20MC480010		2020	EN	756000528	756000528	CDBG		\$5,220.00
6478391	1	5	7533	4/1/2021	Completed	04/02/2021	4/1/2021	B20MC480010		2020	EN	756000528	756000528	CDBG		\$11,237.50
6478393	1	5	7533	4/1/2021	Completed	04/02/2021	4/1/2021	B20MC480010		2020	EN	756000528	756000528	CDBG		\$10,340.00
6479323	1	1	7522	4/5/2021	Completed	04/08/2021	4/7/2021	B20MC480010		2020	AD	756000528	756000528	CDBG		\$2,679.63
6479326	1	1	7523	4/5/2021	Completed	04/08/2021	4/7/2021	B20MC480010		2020	AD	756000528	756000528	CDBG		\$6,445.77
6479328	1	1	7524	4/5/2021	Completed	04/08/2021	4/7/2021	B20MC480010		2020	AD	756000528	756000528	CDBG		\$23,006.32
6479329	1	1	7525	4/5/2021	Completed	04/08/2021	4/7/2021	B20MC480010		2020	AD	756000528	756000528	CDBG		\$56,288.34
6479330	1	1	7526	4/5/2021	Completed	04/08/2021	4/7/2021	B20MC480010		2020	AD	756000528	756000528	CDBG		\$9,909.45
6479331	1	2	7527	4/5/2021	Completed	04/08/2021	4/7/2021	B20MC480010		2020	EN	756000528	756000528	CDBG		\$16,387.60
6479334	1	2	7528	4/5/2021	Completed	04/08/2021	4/7/2021	B20MC480010		2020	EN	756000528	756000528	CDBG		\$50,703.94
6479337	1	1	7522	4/5/2021	Completed	04/08/2021	4/7/2021	B20MC480010		2020	AD	756000528	756000528	CDBG		\$7,471.76
6479339	1	1	7523	4/5/2021	Completed	04/08/2021	4/7/2021	B20MC480010		2020	AD	756000528	756000528	CDBG		\$3,833.11
6479342	1	1	7524	4/5/2021	Completed	04/08/2021	4/7/2021	B20MC480010		2020	AD	756000528	756000528	CDBG		\$17,008.63
6479344	1	1	7525	4/5/2021	Completed	04/08/2021	4/7/2021	B20MC480010		2020	AD	756000528	756000528	CDBG		\$48,557.35
6479345	1	1	7526	4/5/2021	Completed	04/08/2021	4/7/2021	B20MC480010		2020	AD	756000528	756000528	CDBG		\$16,239.76
6479346	1	2	7527	4/5/2021	Completed	04/08/2021	4/7/2021	B20MC480010		2020	EN	756000528	756000528	CDBG		\$10,628.05
6479347	1	2	7528	4/5/2021	Completed	04/08/2021	4/7/2021	B20MC480010		2020	EN	756000528	756000528	CDBG		\$46,384.89
6479348	1	1	7522	4/5/2021	Completed	04/08/2021	4/7/2021	B20MC480010		2020	AD	756000528	756000528	CDBG		\$6,053.89
6479349	1	1	7523	4/5/2021	Completed	04/08/2021	4/7/2021	B20MC480010		2020	AD	756000528	756000528	CDBG		\$2,990.40
6479350	1	1	7524	4/5/2021	Completed	04/08/2021	4/7/2021	B20MC480010		2020	AD	756000528	756000528	CDBG		\$14,630.87
6479352	1	1	7525	4/5/2021	Completed	04/08/2021	4/7/2021	B20MC480010		2020	AD	756000528	756000528	CDBG		\$35,819.16
6479353	1	1	7526	4/5/2021	Completed	04/08/2021	4/7/2021	B20MC480010		2020	AD	756000528	756000528	CDBG		\$16,974.06
6479354	1	2	7527	4/5/2021	Completed	04/08/2021	4/7/2021	B20MC480010		2020	EN	756000528	756000528	CDBG		\$9,830.37
6479355	1	2	7528	4/5/2021	Completed	04/08/2021	4/7/2021	B20MC480010		2020	EN	756000528	756000528	CDBG		\$43,121.34
6480372	1	18	7357	4/7/2021	Completed	04/10/2021	4/9/2021	M18MC480204		2018	CR	752399903	756000528	HOME		\$21,561.60
6480374	1	18	7357	4/7/2021	Completed	04/10/2021	4/9/2021	M15MC480204		2015	CR	752399903	756000528	HOME		\$10,376.31
6481264	1	5	7533	4/10/2021	Revised	04/13/2021	4/12/2021	B20MC480010		2020	EN	756000528	756000528	CDBG		\$565.00

PR07 - Drawdown Report by Voucher Number - Vouchers Submitted to Loccs

Voucher Number	Line Item	IDIS Project ID	IDIS Act ID	Voucher Created	Voucher Status	Status Date	LOCCS Send Date	Grant Number	CARES Act	Grant Year	Fund Type	Recipient TIN	Payee TIN	Program	PY	Drawn Amount
	2	12	7547	4/30/2021	Revised	04/13/2021	4/12/2021	B20MC480010		2020	EN	756000528	756000528	CDBG		\$565.00
	4	5	7533	4/30/2021	Completed	04/13/2021	4/12/2021	B20MC480010		2020	EN	756000528	756000528	CDBG		\$565.00
6481265	1	5	7533	4/10/2021	Revised	04/13/2021	4/12/2021	B20MC480010		2020	EN	756000528	756000528	CDBG		\$12,902.50
	2	5	7533	4/30/2021	Revised	04/13/2021	4/12/2021	B20MC480010		2020	EN	756000528	756000528	CDBG		\$548.81
	3	12	7547	4/30/2021	Revised	04/13/2021	4/12/2021	B20MC480010		2020	EN	756000528	756000528	CDBG		\$12,353.69
	4	8	7541	4/30/2021	Revised	04/13/2021	4/12/2021	B20MC480010		2020	EN	756000528	756000528	CDBG		\$548.81
	5	5	7533	4/30/2021	Completed	04/13/2021	4/12/2021	B20MC480010		2020	EN	756000528	756000528	CDBG		\$548.81
	6	5	7533	4/30/2021	Completed	04/13/2021	4/12/2021	B20MC480010		2020	EN	756000528	756000528	CDBG		\$12,353.69
	7	5	7533	4/30/2021	Completed	04/13/2021	4/12/2021	B20MC480010		2020	EN	756000528	756000528	CDBG		\$12,353.69
6481267	1	5	7533	4/10/2021	Revised	04/13/2021	4/12/2021	B20MC480010		2020	EN	756000528	756000528	CDBG		\$11,237.50
	2	8	7541	4/30/2021	Revised	04/13/2021	4/12/2021	B20MC480010		2020	EN	756000528	756000528	CDBG		\$11,237.50
	3	5	7533	4/30/2021	Completed	04/13/2021	4/12/2021	B20MC480010		2020	EN	756000528	756000528	CDBG		\$11,237.50
6481268	1	5	7533	4/10/2021	Revised	04/13/2021	4/12/2021	B20MC480010		2020	EN	756000528	756000528	CDBG		\$10,340.00
	2	5	7533	4/30/2021	Revised	04/13/2021	4/12/2021	B20MC480010		2020	EN	756000528	756000528	CDBG		\$6,544.81
	3	8	7541	4/30/2021	Revised	04/13/2021	4/12/2021	B20MC480010		2020	EN	756000528	756000528	CDBG		\$3,795.19
	4	5	7533	4/30/2021	Completed	04/13/2021	4/12/2021	B20MC480010		2020	EN	756000528	756000528	CDBG		\$1,040.57
	5	6	7536	4/30/2021	Revised	04/13/2021	4/12/2021	B20MC480010		2020	EN	756000528	756000528	CDBG		\$5,504.24
	6	5	7533	4/30/2021	Completed	04/13/2021	4/12/2021	B20MC480010		2020	EN	756000528	756000528	CDBG		\$3,795.19
	7	5	7533	4/30/2021	Completed	04/13/2021	4/12/2021	B20MC480010		2020	EN	756000528	756000528	CDBG		\$5,504.24
6481277	1	7	7442	4/10/2021	Completed	04/13/2021	4/12/2021	B14MC480010		2014	EN	756000528	756000528	CDBG		\$52,018.95
6481278	1	7	7442	4/10/2021	Completed	04/13/2021	4/12/2021	B15MC480010		2015	EN	756000528	756000528	CDBG		\$47,309.60
6481279	1	7	7341	4/10/2021	Completed	04/13/2021	4/12/2021	B16MC480010		2016	EN	756000528	756000528	CDBG		\$26,672.27
6481280	1	7	7341	4/10/2021	Completed	04/12/2021	4/12/2021	B13MC480010		2013	LA	756000528	756000528	CDBG		\$379,872.33
6481647	1	25	7163	4/12/2021	Completed	04/13/2021	4/12/2021	B17MC480010		2017	EN	756000528	756000528	CDBG		\$961.79
6482507	1	7	7466	4/13/2021	Completed	04/14/2021	4/13/2021	M19MC480204		2019	EN	756000528	756000528	HOME		\$25,000.00
6482532	1	25	7492	4/13/2021	Completed	04/16/2021	4/15/2021	B20MW480010	CARES	2020	AD	756000528	756000528	CDBG-CV		\$3,131.86
6482533	1	25	7492	4/13/2021	Completed	04/16/2021	4/15/2021	B20MW480010	CARES	2020	AD	756000528	756000528	CDBG-CV		\$5,200.41
6482534	1	25	7492	4/13/2021	Completed	04/16/2021	4/15/2021	B20MW480010	CARES	2020	AD	756000528	756000528	CDBG-CV		\$4,008.58
6482535	1	25	7492	4/13/2021	Completed	04/16/2021	4/15/2021	B20MW480010	CARES	2020	AD	756000528	756000528	CDBG-CV		\$6,378.37
6482536	1	25	7492	4/13/2021	Completed	04/16/2021	4/15/2021	B20MW480010	CARES	2020	AD	756000528	756000528	CDBG-CV		\$8,609.17
6482537	1	25	7492	4/13/2021	Completed	04/16/2021	4/15/2021	B20MW480010	CARES	2020	AD	756000528	756000528	CDBG-CV		\$207.52

PR07 - Drawdown Report by Voucher Number - Vouchers Submitted to Loccs

Voucher Number	Line Item	IDIS Project ID	IDIS Act ID	Voucher Created	Voucher Status	Status Date	LOCCS Send Date	Grant Number	CARES Act	Grant Year	Fund Type	Recipient TIN	Payee TIN	Program	PY	Drawn Amount
6482538	1	13	7495	4/13/2021	Completed	04/16/2021	4/15/2021	E20MW480010	CARES	2020	AD	756000528	756000528	HESG-CV		\$1,427.11
6482539	1	13	7495	4/13/2021	Completed	04/16/2021	4/15/2021	E20MW480010	CARES	2020	AD	756000528	756000528	HESG-CV		\$1,140.79
6482540	1	13	7495	4/13/2021	Completed	04/16/2021	4/15/2021	E20MW480010	CARES	2020	AD	756000528	756000528	HESG-CV		\$1,839.36
6482541	1	13	7495	4/13/2021	Completed	04/16/2021	4/15/2021	E20MW480010	CARES	2020	AD	756000528	756000528	HESG-CV		\$2,838.81
6482542	1	13	7495	4/13/2021	Completed	04/16/2021	4/15/2021	E20MW480010	CARES	2020	AD	756000528	756000528	HESG-CV		\$2,656.44
6482543	1	13	7495	4/13/2021	Completed	04/16/2021	4/15/2021	E20MW480010	CARES	2020	AD	756000528	756000528	HESG-CV		\$69.17
6482547	1	1	7573	4/13/2021	Completed	04/16/2021	4/15/2021	B20MW480010	CARES	2020	AD	756000528	756000528	CDBG-CV		\$3,179.59
6482548	1	1	7573	4/13/2021	Completed	04/16/2021	4/15/2021	B20MW480010	CARES	2020	AD	756000528	756000528	CDBG-CV		\$4,617.49
6484263	1	7	7363	4/17/2021	Completed	04/20/2021	4/19/2021	B14MC480010		2014	EN	756000528	756000528	CDBG		\$1,435.39
6484264	1	7	7363	4/17/2021	Completed	04/20/2021	4/19/2021	B14MC480010		2014	EN	756000528	756000528	CDBG		\$11,149.06
6485416	1	6	7534	4/20/2021	Completed	04/22/2021	4/21/2021	B20MC480010		2020	EN	756000528	756000528	CDBG		\$5,550.62
6485417	1	10	7546	4/20/2021	Completed	04/22/2021	4/21/2021	B20MC480010		2020	EN	756000528	756000528	CDBG		\$7,735.62
6485418	1	8	7542	4/20/2021	Completed	04/22/2021	4/21/2021	B20MC480010		2020	EN	756000528	756000528	CDBG		\$2,671.87
6485419	1	6	7534	4/20/2021	Completed	04/22/2021	4/21/2021	B20MC480010		2020	EN	756000528	756000528	CDBG		\$4,595.18
6485420	1	8	7539	4/20/2021	Completed	04/22/2021	4/21/2021	B20MC480010		2020	EN	756000528	756000528	CDBG		\$14,222.24
6485421	1	18	7484	4/20/2021	Completed	04/22/2021	4/21/2021	B20MW480010	CARES	2020	EN	756000528	756000528	CDBG-CV		\$1,915.94
6485422	1	18	7484	4/20/2021	Completed	04/22/2021	4/21/2021	B20MW480010	CARES	2020	EN	756000528	756000528	CDBG-CV		\$4,376.55
6485423	1	18	7484	4/20/2021	Completed	04/22/2021	4/21/2021	B20MW480010	CARES	2020	EN	756000528	756000528	CDBG-CV		\$4,326.26
6485424	1	18	7484	4/20/2021	Completed	04/22/2021	4/21/2021	B20MW480010	CARES	2020	EN	756000528	756000528	CDBG-CV		\$4,326.26
6485425	1	18	7484	4/20/2021	Completed	04/22/2021	4/21/2021	B20MW480010	CARES	2020	EN	756000528	756000528	CDBG-CV		\$4,484.36
6485426	1	20	7477	4/20/2021	Completed	04/22/2021	4/21/2021	B20MW480010	CARES	2020	EN	756000528	756000528	CDBG-CV		\$888.96
6485427	1	20	7477	4/20/2021	Completed	04/22/2021	4/21/2021	B20MW480010	CARES	2020	EN	756000528	756000528	CDBG-CV		\$3,874.00

PR07 - Drawdown Report by Voucher Number - Vouchers Submitted to Loccs

Voucher Number	Line Item	IDIS Project ID	IDIS Act ID	Voucher Created	Voucher Status	Status Date	LOCCS Send Date	Grant Number	CARES Act	Grant Year	Fund Type	Recipient TIN	Payee TIN	Program	PY	Drawn Amount
6485428	1	20	7477	4/20/2021	Completed	04/22/2021	4/21/2021	B20MW480010	CARES	2020	EN	756000528	756000528	CDBG-CV		\$3,895.88
6485430	1	19	7480	4/20/2021	Completed	04/22/2021	4/21/2021	B20MW480010	CARES	2020	EN	756000528	756000528	CDBG-CV		\$15,023.47
6485431	1	19	7480	4/20/2021	Completed	04/22/2021	4/21/2021	B20MW480010	CARES	2020	EN	756000528	756000528	CDBG-CV		\$24,550.86
6485432	1	19	7480	4/20/2021	Completed	04/22/2021	4/21/2021	B20MW480010	CARES	2020	EN	756000528	756000528	CDBG-CV		\$11,436.46
6485433	1	13	7496	4/20/2021	Completed	04/22/2021	4/21/2021	E20MC480010		2020	EN	756000528	756000528	HESG		\$14,179.23
6485434	1	13	7496	4/20/2021	Completed	04/22/2021	4/21/2021	E20MC480010		2020	EN	756000528	756000528	HESG		\$20,523.71
6485435	1	13	7496	4/20/2021	Completed	04/22/2021	4/21/2021	E20MC480010		2020	EN	756000528	756000528	HESG		\$13,439.10
6485436	1	13	7552	4/20/2021	Completed	04/22/2021	4/21/2021	E20MC480010		2020	EN	756000528	756000528	HESG		\$18,975.00
6485437	1	13	7493	4/20/2021	Completed	04/22/2021	4/21/2021	E20MC480010		2020	EN	756000528	756000528	HESG		\$7,171.02
6485438	1	13	7496	4/20/2021	Completed	04/22/2021	4/21/2021	E20MW480010	CARES	2020	EN	756000528	756000528	HESG-CV		\$4,412.03
6485439	1	13	7496	4/20/2021	Completed	04/22/2021	4/21/2021	E20MW480010	CARES	2020	EN	756000528	756000528	HESG-CV		\$4,372.45
6485440	1	13	7496	4/20/2021	Completed	04/22/2021	4/21/2021	E20MW480010	CARES	2020	EN	756000528	756000528	HESG-CV		\$5,677.66
6485441	1	13	7496	4/20/2021	Completed	04/22/2021	4/21/2021	E20MW480010	CARES	2020	EN	756000528	756000528	HESG-CV		\$4,006.86
6485442	1	13	7496	4/20/2021	Completed	04/22/2021	4/21/2021	E20MW480010	CARES	2020	EN	756000528	756000528	HESG-CV		\$4,688.12
6485443	1	13	7496	4/20/2021	Completed	04/22/2021	4/21/2021	E20MW480010	CARES	2020	EN	756000528	756000528	HESG-CV		\$10,714.38
6485444	1	13	7493	4/20/2021	Completed	04/22/2021	4/21/2021	E20MW480010	CARES	2020	EN	756000528	756000528	HESG-CV		\$8,628.48
6485445	1	13	7493	4/20/2021	Completed	04/22/2021	4/21/2021	E20MW480010	CARES	2020	EN	756000528	756000528	HESG-CV		\$6,447.46
6485446	1	13	7493	4/20/2021	Completed	04/22/2021	4/21/2021	E20MW480010	CARES	2020	EN	756000528	756000528	HESG-CV		\$3,704.00
6485447	1	13	7493	4/20/2021	Completed	04/22/2021	4/21/2021	E20MW480010	CARES	2020	EN	756000528	756000528	HESG-CV		\$5,585.73
6485449	1	13	7493	4/20/2021	Completed	04/22/2021	4/21/2021	E20MW480010	CARES	2020	EN	756000528	756000528	HESG-CV		\$19,399.39
6485450	1	13	7496	4/20/2021	Completed	04/22/2021	4/21/2021	E20MW480010	CARES	2020	EN	756000528	756000528	HESG-CV		\$8,579.77

PR07 - Drawdown Report by Voucher Number - Vouchers Submitted to Loccs

Voucher Number	Line Item	IDIS Project ID	IDIS Act ID	Voucher Created	Voucher Status	Status Date	LOCCS Send Date	Grant Number	CARES Act	Grant Year	Fund Type	Recipient TIN	Payee TIN	Program	PY	Drawn Amount
6485911	1	13	7493	4/21/2021	Completed	04/22/2021	4/21/2021	E20MW480010	CARES	2020	EN	756000528	756000528	HESG-CV		\$6,226.41
6490434	1	18	7478	4/30/2021	Completed	05/05/2021	5/4/2021	B20MW480010	CARES	2020	EN	756000528	756000528	CDBG-CV		\$217.01
6490435	1	20	7477	4/30/2021	Completed	05/05/2021	5/4/2021	B20MW480010	CARES	2020	EN	756000528	756000528	CDBG-CV		\$57,341.34
6490436	1	20	7477	4/30/2021	Completed	05/05/2021	5/4/2021	B20MW480010	CARES	2020	EN	756000528	756000528	CDBG-CV		\$29,343.06
6490437	1	20	7477	4/30/2021	Completed	05/05/2021	5/4/2021	B20MW480010	CARES	2020	EN	756000528	756000528	CDBG-CV		\$32,598.50
6490438	1	19	7480	4/30/2021	Completed	05/05/2021	5/4/2021	B20MW480010	CARES	2020	EN	756000528	756000528	CDBG-CV		\$18,239.35
6490439	1	18	7482	4/30/2021	Completed	05/05/2021	5/4/2021	B20MW480010	CARES	2020	EN	756000528	756000528	CDBG-CV		\$6,889.12
6490440	1	18	7482	4/30/2021	Completed	05/05/2021	5/4/2021	B20MW480010	CARES	2020	EN	756000528	756000528	CDBG-CV		\$18,802.80
6490441	1	18	7489	4/30/2021	Completed	05/05/2021	5/4/2021	B20MW480010	CARES	2020	EN	756000528	756000528	CDBG-CV		\$5,124.10
6490442	1	18	7489	4/30/2021	Completed	05/05/2021	5/4/2021	B20MW480010	CARES	2020	EN	756000528	756000528	CDBG-CV		\$4,142.36
6490443	1	18	7489	4/30/2021	Completed	05/05/2021	5/4/2021	B20MW480010	CARES	2020	EN	756000528	756000528	CDBG-CV		\$11,330.55
6490444	1	20	7481	4/30/2021	Completed	05/05/2021	5/4/2021	B20MW480010	CARES	2020	EN	756000528	756000528	CDBG-CV		\$28,593.37
6490445	1	20	7481	4/30/2021	Completed	05/05/2021	5/4/2021	B20MW480010	CARES	2020	EN	756000528	756000528	CDBG-CV		\$23,346.97
6490446	1	7	7474	4/30/2021	Completed	05/05/2021	5/4/2021	B20MW480010	CARES	2020	EN	756000528	756000528	CDBG-CV		\$11,637.00
6490447	1	7	7474	4/30/2021	Completed	05/05/2021	5/4/2021	B20MW480010	CARES	2020	EN	756000528	756000528	CDBG-CV		\$3,036.00
6490448	1	7	7474	4/30/2021	Completed	05/05/2021	5/4/2021	B20MW480010	CARES	2020	EN	756000528	756000528	CDBG-CV		\$14,086.43
6490449	1	9	7543	4/30/2021	Completed	05/05/2021	5/4/2021	B20MC480010		2020	EN	756000528	756000528	CDBG		\$6,899.50
6490450	1	10	7546	4/30/2021	Completed	05/05/2021	5/4/2021	B20MC480010		2020	EN	756000528	756000528	CDBG		\$4,620.08
6490451	1	6	7535	4/30/2021	Completed	05/05/2021	5/4/2021	B20MC480010		2020	EN	756000528	756000528	CDBG		\$6,780.29
6490452	1	8	7542	4/30/2021	Completed	05/05/2021	5/4/2021	B20MC480010		2020	EN	756000528	756000528	CDBG		\$3,360.70
6490465	1	12	7547	4/30/2021	Completed	05/05/2021	5/4/2021	B20MC480010		2020	EN	756000528	756000528	CDBG		\$12,918.69
6490466	1	8	7541	4/30/2021	Completed	05/05/2021	5/4/2021	B20MC480010		2020	EN	756000528	756000528	CDBG		\$8,872.50

PR07 - Drawdown Report by Voucher Number - Vouchers Submitted to Loccs

Voucher Number	Line Item	IDIS Project ID	IDIS Act ID	Voucher Created	Voucher Status	Status Date	LOCCS Send Date	Grant Number	CARES Act	Grant Year	Fund Type	Recipient TIN	Payee TIN	Program	PY	Drawn Amount
6490467	1	8	7541	4/30/2021	Completed	05/05/2021	5/4/2021	B20MC480010		2020	EN	756000528	756000528	CDBG		\$6,709.00
6490468	1	6	7536	4/30/2021	Completed	05/05/2021	5/4/2021	B20MC480010		2020	EN	756000528	756000528	CDBG		\$5,504.24
6490472	1	13	7493	4/30/2021	Completed	05/05/2021	5/4/2021	E20MW480010	CARES	2020	EN	756000528	756000528	HESG-CV		\$2,362.78
6490474	1	13	7493	4/30/2021	Completed	05/05/2021	5/4/2021	E20MW480010	CARES	2020	EN	756000528	756000528	HESG-CV		\$3,402.19
6490475	1	13	7493	4/30/2021	Completed	05/05/2021	5/4/2021	E20MW480010	CARES	2020	EN	756000528	756000528	HESG-CV		\$3,358.42
6490476	1	13	7493	4/30/2021	Completed	05/05/2021	5/4/2021	E20MW480010	CARES	2020	EN	756000528	756000528	HESG-CV		\$5,514.74
6490477	1	13	7493	4/30/2021	Completed	05/05/2021	5/4/2021	E20MW480010	CARES	2020	EN	756000528	756000528	HESG-CV		\$8,924.73
6490478	1	13	7493	4/30/2021	Completed	05/05/2021	5/4/2021	E20MW480010	CARES	2020	EN	756000528	756000528	HESG-CV		\$5,008.49
6490479	1	13	7493	4/30/2021	Completed	05/05/2021	5/4/2021	E20MW480010	CARES	2020	EN	756000528	756000528	HESG-CV		\$2,069.42
6490480	1	13	7493	4/30/2021	Completed	05/05/2021	5/4/2021	E20MW480010	CARES	2020	EN	756000528	756000528	HESG-CV		\$3,937.16
6490481	1	13	7493	4/30/2021	Completed	05/05/2021	5/4/2021	E20MW480010	CARES	2020	EN	756000528	756000528	HESG-CV		\$3,958.09
6490482	1	13	7496	4/30/2021	Completed	05/05/2021	5/4/2021	E20MW480010	CARES	2020	EN	756000528	756000528	HESG-CV		\$514.64
6490483	1	13	7496	4/30/2021	Completed	05/05/2021	5/4/2021	E20MW480010	CARES	2020	EN	756000528	756000528	HESG-CV		\$5,046.69
6490484	1	13	7493	4/30/2021	Completed	05/05/2021	5/4/2021	E20MW480010	CARES	2020	EN	756000528	756000528	HESG-CV		\$260.83
6490485	1	13	7493	4/30/2021	Completed	05/05/2021	5/4/2021	E20MW480010	CARES	2020	EN	756000528	756000528	HESG-CV		\$3,583.44
6490486	1	13	7493	4/30/2021	Completed	05/05/2021	5/4/2021	E20MW480010	CARES	2020	EN	756000528	756000528	HESG-CV		\$452.34
6490488	1	13	7496	4/30/2021	Completed	05/05/2021	5/4/2021	E20MC480010		2020	EN	756000528	756000528	HESG		\$6,664.44
6490489	1	13	7496	4/30/2021	Completed	05/05/2021	5/4/2021	E20MC480010		2020	EN	756000528	756000528	HESG		\$11,821.51
6490490	1	13	7493	4/30/2021	Completed	05/05/2021	5/4/2021	E20MC480010		2020	EN	756000528	756000528	HESG		\$3,299.52
6490491	1	15	7558	4/30/2021	Completed	05/05/2021	5/4/2021	TXH20F002		2020	EN	756000528	756000528	HOPWA		\$4,588.67
6490492	1	16	7559	4/30/2021	Completed	05/05/2021	5/4/2021	TXH20F002		2020	EN	756000528	756000528	HOPWA		\$3,247.65
6490493	1	16	7559	4/30/2021	Completed	05/05/2021	5/4/2021	TXH20F002		2020	EN	756000528	756000528	HOPWA		\$3,282.44
6490494	1	16	7561	4/30/2021	Completed	05/05/2021	5/4/2021	TXH20F002		2020	EN	756000528	756000528	HOPWA		\$12,958.84
6490495	1	16	7561	4/30/2021	Completed	05/05/2021	5/4/2021	TXH20F002		2020	EN	756000528	756000528	HOPWA		\$12,396.09

PR07 - Drawdown Report by Voucher Number - Vouchers Submitted to Loccs

Voucher Number	Line Item	IDIS Project ID	IDIS Act ID	Voucher Created	Voucher Status	Status Date	LOCCS Send Date	Grant Number	CARES Act	Grant Year	Fund Type	Recipient TIN	Payee TIN	Program	PY	Drawn Amount
6490496	1	16	7560	4/30/2021	Completed	05/05/2021	5/4/2021	TXH20F002		2020	EN	756000528	756000528	HOPWA		\$34,311.14
6490497	1	16	7560	4/30/2021	Completed	05/05/2021	5/4/2021	TXH20F002		2020	EN	756000528	756000528	HOPWA		\$28,931.99
6490498	1	16	7562	4/30/2021	Completed	05/05/2021	5/4/2021	TXH20F002		2020	EN	756000528	756000528	HOPWA		\$11,418.00
6490499	1	16	7562	4/30/2021	Completed	05/05/2021	5/4/2021	TXH20F002		2020	EN	756000528	756000528	HOPWA		\$11,349.10
6494953	1	3	7013	5/14/2021	Completed	05/15/2021	5/14/2021	B14MC480010		2014	EN	756000528	756000528	CDBG		\$3,503.22
6494957	1	3	7013	5/14/2021	Completed	05/15/2021	5/14/2021	B16MC480010		2016	EN	756000528	756000528	CDBG		\$11,805.89
6494961	1	3	7013	5/14/2021	Completed	05/15/2021	5/14/2021	B19MC480010		2019	EN	756000528	756000528	CDBG		\$37,209.45
6494964	1	29	7046	5/14/2021	Completed	05/15/2021	5/14/2021	B14MC480010		2014	EN	756000528	756000528	CDBG		\$45,772.85
6495138	1	7	7572	5/15/2021	Completed	05/20/2021	5/19/2021	M19MC480204		2019	EN	756000528	756000528	HOME		\$14,999.00
6497525	1	6	7536	5/20/2021	Completed	05/22/2021	5/21/2021	B20MC480010		2020	EN	756000528	756000528	CDBG		\$5,964.26
6497532	1	6	7535	5/20/2021	Completed	05/22/2021	5/21/2021	B20MC480010		2020	EN	756000528	756000528	CDBG		\$6,635.78
6497534	1	9	7543	5/20/2021	Completed	05/22/2021	5/21/2021	B20MC480010		2020	EN	756000528	756000528	CDBG		\$6,899.50
6497537	1	8	7542	5/20/2021	Completed	05/22/2021	5/21/2021	B20MC480010		2020	EN	756000528	756000528	CDBG		\$2,256.88
6497540	1	10	7546	5/20/2021	Completed	05/22/2021	5/21/2021	B20MC480010		2020	EN	756000528	756000528	CDBG		\$5,526.92
6497542	1	8	7541	5/20/2021	Completed	05/22/2021	5/21/2021	B20MC480010		2020	EN	756000528	756000528	CDBG		\$8,006.25
6497546	1	8	7539	5/20/2021	Completed	05/22/2021	5/21/2021	B20MC480010		2020	EN	756000528	756000528	CDBG		\$18,567.29
6497551	1	6	7534	5/20/2021	Completed	05/22/2021	5/21/2021	B20MC480010		2020	EN	756000528	756000528	CDBG		\$6,681.85
6498075	1	1	7404	5/22/2021	Completed	05/26/2021	5/25/2021	M19MC480204		2019	AD	756000528	756000528	HOME		\$7,893.34
6498076	1	20	7479	5/22/2021	Completed	05/25/2021	5/24/2021	B20MW480010	CARES	2020	EN	756000528	756000528	CDBG-CV		\$33,457.42
6498077	1	20	7479	5/22/2021	Completed	05/25/2021	5/24/2021	B20MW480010	CARES	2020	EN	756000528	756000528	CDBG-CV		\$33,725.99
6498078	1	20	7487	5/22/2021	Completed	05/25/2021	5/24/2021	B20MW480010	CARES	2020	EN	756000528	756000528	CDBG-CV		\$1,391.47
6498079	1	20	7487	5/22/2021	Completed	05/25/2021	5/24/2021	B20MW480010	CARES	2020	EN	756000528	756000528	CDBG-CV		\$1,675.13
6498080	1	18	7478	5/22/2021	Completed	05/25/2021	5/24/2021	B20MW480010	CARES	2020	EN	756000528	756000528	CDBG-CV		\$40.71
6498081	1	18	7478	5/22/2021	Completed	05/25/2021	5/24/2021	B20MW480010	CARES	2020	EN	756000528	756000528	CDBG-CV		\$28.17
6498082	1	18	7482	5/22/2021	Completed	05/25/2021	5/24/2021	B20MW480010	CARES	2020	EN	756000528	756000528	CDBG-CV		\$8,352.52
6498083	1	18	7482	5/22/2021	Completed	05/25/2021	5/24/2021	B20MW480010	CARES	2020	EN	756000528	756000528	CDBG-CV		\$11,858.61
6498084	1	18	7482	5/22/2021	Completed	05/25/2021	5/24/2021	B20MW480010	CARES	2020	EN	756000528	756000528	CDBG-CV		\$7,128.82

PR07 - Drawdown Report by Voucher Number - Vouchers Submitted to Loccs

Voucher Number	Line Item	IDIS Project ID	IDIS Act ID	Voucher Created	Voucher Status	Status Date	LOCCS Send Date	Grant Number	CARES Act	Grant Year	Fund Type	Recipient TIN	Payee TIN	Program	PY	Drawn Amount
6498085	1	18	7482	5/22/2021	Completed	05/25/2021	5/24/2021	B20MW480010	CARES	2020	EN	756000528	756000528	CDBG-CV		\$7,126.92
6498086	1	18	7482	5/22/2021	Completed	05/25/2021	5/24/2021	B20MW480010	CARES	2020	EN	756000528	756000528	CDBG-CV		\$12,197.52
6498087	1	13	7493	5/22/2021	Completed	05/25/2021	5/24/2021	E20MW480010	CARES	2020	EN	756000528	756000528	HESG-CV		\$12,263.22
6498088	1	13	7496	5/22/2021	Completed	05/25/2021	5/24/2021	E20MW480010	CARES	2020	EN	756000528	756000528	HESG-CV		\$4,860.04
6498089	1	13	7496	5/22/2021	Completed	05/25/2021	5/24/2021	E20MC480010		2020	EN	756000528	756000528	HESG		\$15,821.36
6498090	1	13	7552	5/22/2021	Completed	05/25/2021	5/24/2021	E20MC480010		2020	EN	756000528	756000528	HESG		\$16,793.48
6498091	1	13	7496	5/22/2021	Completed	05/25/2021	5/24/2021	E20MC480010		2020	EN	756000528	756000528	HESG		\$14,324.99
6498092	1	15	7556	5/22/2021	Completed	05/25/2021	5/24/2021	TXH20F002		2020	EN	756000528	756000528	HOPWA		\$372.79
6498093	1	15	7557	5/22/2021	Completed	05/25/2021	5/24/2021	TXH20F002		2020	EN	756000528	756000528	HOPWA		\$2,298.03
6498094	1	15	7557	5/22/2021	Completed	05/25/2021	5/24/2021	TXH20F002		2020	EN	756000528	756000528	HOPWA		\$11,810.39
6498095	1	15	7558	5/22/2021	Completed	05/25/2021	5/24/2021	TXH20F002		2020	EN	756000528	756000528	HOPWA		\$4,847.20
6498096	1	17	7554	5/22/2021	Completed	05/25/2021	5/24/2021	TXH20F002		2020	EN	756000528	756000528	HOPWA		\$29,266.00
6498097	1	17	7554	5/22/2021	Completed	05/25/2021	5/24/2021	TXH20F002		2020	EN	756000528	756000528	HOPWA		\$33,184.00
6498208	1	12	7547	5/24/2021	Completed	05/25/2021	5/24/2021	B20MC480010		2020	EN	756000528	756000528	CDBG		\$12,678.88
6499567	1	1	7404	5/26/2021	Completed	05/28/2021	5/27/2021	M19MC480204		2019	AD	756000528	756000528	HOME		\$14,079.29
6499580	1	2	7528	5/26/2021	Completed	05/28/2021	5/27/2021	B20MC480010		2020	EN	756000528	756000528	CDBG		\$28,735.23
	2	2	7528	5/26/2021	Completed	05/28/2021	5/27/2021	B20MC480010		2020	PI	756000528	756000528	CDBG		\$28,515.78
6499931	1	1	7522	5/27/2021	Completed	05/28/2021	5/27/2021	B20MC480010		2020	AD	756000528	756000528	CDBG		\$6,449.62
6499933	1	1	7523	5/27/2021	Completed	05/28/2021	5/27/2021	B20MC480010		2020	AD	756000528	756000528	CDBG		\$3,157.14
6499935	1	1	7524	5/27/2021	Completed	05/28/2021	5/27/2021	B20MC480010		2020	AD	756000528	756000528	CDBG		\$17,305.87
6499938	1	1	7525	5/27/2021	Completed	05/28/2021	5/27/2021	B20MC480010		2020	AD	756000528	756000528	CDBG		\$29,943.93
6499939	1	1	7526	5/27/2021	Completed	05/28/2021	5/27/2021	B20MC480010		2020	AD	756000528	756000528	CDBG		\$9,835.07
6499941	1	2	7527	5/27/2021	Completed	05/28/2021	5/27/2021	B20MC480010		2020	EN	756000528	756000528	CDBG		\$10,043.72
6500072	1	7	7578	5/27/2021	Completed	05/28/2021	5/27/2021	M19MC480204		2019	EN	756000528	756000528	HOME		\$14,999.00
6501075	1	1	7522	6/1/2021	Completed	06/05/2021	6/4/2021	B20MC480010		2020	AD	756000528	756000528	CDBG		\$6,484.09
6501078	1	1	7523	6/1/2021	Completed	06/05/2021	6/4/2021	B20MC480010		2020	AD	756000528	756000528	CDBG		\$4,875.42
6501080	1	1	7524	6/1/2021	Completed	06/05/2021	6/4/2021	B20MC480010		2020	AD	756000528	756000528	CDBG		\$26,928.63
6501085	1	1	7525	6/1/2021	Completed	06/05/2021	6/4/2021	B20MC480010		2020	AD	756000528	756000528	CDBG		\$39,459.01
6501090	1	1	7526	6/1/2021	Completed	06/05/2021	6/4/2021	B20MC480010		2020	AD	756000528	756000528	CDBG		\$15,598.78
6501094	1	2	7527	6/1/2021	Completed	06/05/2021	6/4/2021	B20MC480010		2020	EN	756000528	756000528	CDBG		\$9,318.72
6502234	1	6	7534	6/3/2021	Completed	06/05/2021	6/4/2021	B20MC480010		2020	EN	756000528	756000528	CDBG		\$5,050.78
6502254	1	8	7541	6/3/2021	Completed	06/05/2021	6/4/2021	B20MC480010		2020	EN	756000528	756000528	CDBG		\$13,741.75

PR07 - Drawdown Report by Voucher Number - Vouchers Submitted to Loccs

Voucher Number	Line Item	IDIS Project ID	IDIS Act ID	Voucher Created	Voucher Status	Status Date	LOCCS Send Date	Grant Number	CARES Act	Grant Year	Fund Type	Recipient TIN	Payee TIN	Program	PY	Drawn Amount
6502257	1	10	7546	6/3/2021	Completed	06/05/2021	6/4/2021	B20MC480010		2020	EN	756000528	756000528	CDBG		\$5,523.48
6502260	1	9	7543	6/3/2021	Completed	06/05/2021	6/4/2021	B20MC480010		2020	EN	756000528	756000528	CDBG		\$6,870.95
6502263	1	6	7535	6/3/2021	Completed	06/05/2021	6/4/2021	B20MC480010		2020	EN	756000528	756000528	CDBG		\$10,308.27
6502268	1	6	7536	6/3/2021	Completed	06/05/2021	6/4/2021	B20MC480010		2020	EN	756000528	756000528	CDBG		\$7,809.21
6502289	1	2	7528	6/3/2021	Completed	06/05/2021	6/4/2021	B20MC480010		2020	EN	756000528	756000528	CDBG		\$49,807.70
6502793	1	12	7547	6/4/2021	Completed	06/05/2021	6/4/2021	B20MC480010		2020	EN	756000528	756000528	CDBG		\$13,212.60
6503078	1	13	7408	6/4/2021	Completed	06/09/2021	6/8/2021	E19MC480010		2019	EN	756000528	756000528	HESG		\$6,256.32
6503080	1	13	7496	6/4/2021	Completed	06/09/2021	6/8/2021	E20MC480010		2020	EN	756000528	756000528	HESG		\$42.84
6503081	1	13	7552	6/4/2021	Completed	06/09/2021	6/8/2021	E20MC480010		2020	EN	756000528	756000528	HESG		\$9,968.95
6503082	1	13	7493	6/4/2021	Completed	06/09/2021	6/8/2021	E20MW480010	CARES	2020	EN	756000528	756000528	HESG-CV		\$21,611.04
6503083	1	13	7493	6/4/2021	Completed	06/09/2021	6/8/2021	E20MW480010	CARES	2020	EN	756000528	756000528	HESG-CV		\$21,930.25
6503084	1	13	7493	6/4/2021	Completed	06/09/2021	6/8/2021	E20MW480010	CARES	2020	EN	756000528	756000528	HESG-CV		\$6,807.70
6503085	1	13	7496	6/4/2021	Completed	06/09/2021	6/8/2021	E20MW480010	CARES	2020	EN	756000528	756000528	HESG-CV		\$6,444.98
6503088	1	15	7556	6/4/2021	Completed	06/09/2021	6/8/2021	TXH20F002		2020	EN	756000528	756000528	HOPWA		\$372.79
6503089	1	15	7556	6/4/2021	Completed	06/09/2021	6/8/2021	TXH20F002		2020	EN	756000528	756000528	HOPWA		\$394.65
6503090	1	15	7558	6/4/2021	Completed	06/09/2021	6/8/2021	TXH20F002		2020	EN	756000528	756000528	HOPWA		\$5,201.45
6503091	1	16	7559	6/4/2021	Completed	06/09/2021	6/8/2021	TXH20F002		2020	EN	756000528	756000528	HOPWA		\$3,275.41
6503092	1	16	7560	6/4/2021	Completed	06/09/2021	6/8/2021	TXH20F002		2020	EN	756000528	756000528	HOPWA		\$39,294.14
6503093	1	16	7561	6/4/2021	Completed	06/09/2021	6/8/2021	TXH20F002		2020	EN	756000528	756000528	HOPWA		\$12,500.62
6503094	1	16	7562	6/4/2021	Completed	06/09/2021	6/8/2021	TXH20F002		2020	EN	756000528	756000528	HOPWA		\$11,418.00
6503095	1	20	7481	6/4/2021	Completed	06/09/2021	6/8/2021	B20MW480010	CARES	2020	EN	756000528	756000528	CDBG-CV		\$17,049.68
6503096	1	7	7474	6/4/2021	Completed	06/09/2021	6/8/2021	B20MW480010	CARES	2020	EN	756000528	756000528	CDBG-CV		\$12,775.00
6503097	1	7	7474	6/4/2021	Completed	06/09/2021	6/8/2021	B20MW480010	CARES	2020	EN	756000528	756000528	CDBG-CV		\$45,336.92
6503747	1	25	7492	6/7/2021	Completed	06/09/2021	6/8/2021	B20MW480010	CARES	2020	AD	756000528	756000528	CDBG-CV		\$6,711.31
6503749	1	25	7492	6/7/2021	Completed	06/09/2021	6/8/2021	B20MW480010	CARES	2020	AD	756000528	756000528	CDBG-CV		\$6,020.09
6503750	1	1	7573	6/7/2021	Completed	06/09/2021	6/8/2021	B20MW480010	CARES	2020	AD	756000528	756000528	CDBG-CV		\$4,839.37

PR07 - Drawdown Report by Voucher Number - Vouchers Submitted to Loccs

Voucher Number	Line Item	IDIS Project ID	IDIS Act ID	Voucher Created	Voucher Status	Status Date	LOCCS Send Date	Grant Number	CARES Act	Grant Year	Fund Type	Recipient TIN	Payee TIN	Program	PY	Drawn Amount
6503751	1	1	7573	6/7/2021	Completed	06/09/2021	6/8/2021	B20MW480010	CARES	2020	AD	756000528	756000528	CDBG-CV		\$3,346.07
6503752	1	13	7495	6/7/2021	Completed	06/09/2021	6/8/2021	E20MW480010	CARES	2020	AD	756000528	756000528	HESG-CV		\$4,316.58
6503753	1	13	7495	6/7/2021	Completed	06/09/2021	6/8/2021	E20MW480010	CARES	2020	AD	756000528	756000528	HESG-CV		\$5,966.53
6503754	1	18	7494	6/7/2021	Completed	06/09/2021	6/8/2021	TXH20FW002	CARES	2020	AD	756000528	756000528	HOPWA-CV		\$249.51
6503755	1	18	7494	6/7/2021	Completed	06/09/2021	6/8/2021	TXH20FW002	CARES	2020	AD	756000528	756000528	HOPWA-CV		\$1,477.37
6503756	1	18	7494	6/7/2021	Completed	06/09/2021	6/8/2021	TXH20FW002	CARES	2020	AD	756000528	756000528	HOPWA-CV		\$541.48
6503757	1	18	7494	6/7/2021	Completed	06/09/2021	6/8/2021	TXH20FW002	CARES	2020	AD	756000528	756000528	HOPWA-CV		\$35.41
6504345	1	20	7481	6/8/2021	Completed	06/11/2021	6/10/2021	B20MW480010	CARES	2020	EN	756000528	756000528	CDBG-CV		\$29,570.74
6506590	1	13	7496	6/14/2021	Completed	06/16/2021	6/15/2021	E20MW480010	CARES	2020	EN	756000528	756000528	HESG-CV		\$10,383.05
6506591	1	13	7496	6/14/2021	Completed	06/16/2021	6/15/2021	E20MW480010	CARES	2020	EN	756000528	756000528	HESG-CV		\$5,000.00
6506592	1	13	7496	6/14/2021	Completed	06/16/2021	6/15/2021	E20MW480010	CARES	2020	EN	756000528	756000528	HESG-CV		\$9,767.54
6506593	1	13	7496	6/14/2021	Completed	06/16/2021	6/15/2021	E20MW480010	CARES	2020	EN	756000528	756000528	HESG-CV		\$23,250.91
6506594	1	13	7496	6/14/2021	Completed	06/16/2021	6/15/2021	E20MW480010	CARES	2020	EN	756000528	756000528	HESG-CV		\$9,912.86
6506595	1	13	7496	6/14/2021	Completed	06/16/2021	6/15/2021	E20MW480010	CARES	2020	EN	756000528	756000528	HESG-CV		\$13,321.53
6506596	1	13	7496	6/14/2021	Completed	06/16/2021	6/15/2021	E20MW480010	CARES	2020	EN	756000528	756000528	HESG-CV		\$14,456.46
6506597	1	13	7496	6/14/2021	Completed	06/16/2021	6/15/2021	E20MW480010	CARES	2020	EN	756000528	756000528	HESG-CV		\$28,128.98
6506599	1	13	7496	6/14/2021	Completed	06/16/2021	6/15/2021	E20MW480010	CARES	2020	EN	756000528	756000528	HESG-CV		\$16,427.25
6506600	1	13	7496	6/14/2021	Completed	06/16/2021	6/15/2021	E20MW480010	CARES	2020	EN	756000528	756000528	HESG-CV		\$9,452.33
6506601	1	13	7496	6/14/2021	Completed	06/16/2021	6/15/2021	E20MW480010	CARES	2020	EN	756000528	756000528	HESG-CV		\$10,801.73

PR07 - Drawdown Report by Voucher Number - Vouchers Submitted to Loccs

Voucher Number	Line Item	IDIS Project ID	IDIS Act ID	Voucher Created	Voucher Status	Status Date	LOCCS Send Date	Grant Number	CARES Act	Grant Year	Fund Type	Recipient TIN	Payee TIN	Program	PY	Drawn Amount
6506602	1	13	7493	6/14/2021	Completed	06/16/2021	6/15/2021	E20MW480010	CARES	2020	EN	756000528	756000528	HESG-CV		\$44,861.27
6506603	1	13	7493	6/14/2021	Completed	06/16/2021	6/15/2021	E20MW480010	CARES	2020	EN	756000528	756000528	HESG-CV		\$19,297.32
6506604	1	13	7493	6/14/2021	Completed	06/16/2021	6/15/2021	E20MW480010	CARES	2020	EN	756000528	756000528	HESG-CV		\$19,692.23
6506606	1	13	7493	6/14/2021	Completed	06/16/2021	6/15/2021	E20MW480010	CARES	2020	EN	756000528	756000528	HESG-CV		\$34,463.10
6506608	1	13	7493	6/14/2021	Completed	06/16/2021	6/15/2021	E20MW480010	CARES	2020	EN	756000528	756000528	HESG-CV		\$6,562.18
6506611	1	13	7493	6/14/2021	Completed	06/16/2021	6/15/2021	E20MW480010	CARES	2020	EN	756000528	756000528	HESG-CV		\$12,124.25
6506612	1	13	7493	6/14/2021	Completed	06/16/2021	6/15/2021	E20MW480010	CARES	2020	EN	756000528	756000528	HESG-CV		\$29,750.94
6506613	1	13	7493	6/14/2021	Completed	06/16/2021	6/15/2021	E20MW480010	CARES	2020	EN	756000528	756000528	HESG-CV		\$29,405.12
6506614	1	13	7493	6/14/2021	Completed	06/16/2021	6/15/2021	E20MW480010	CARES	2020	EN	756000528	756000528	HESG-CV		\$25,686.22
6506615	1	13	7493	6/14/2021	Completed	06/16/2021	6/15/2021	E20MW480010	CARES	2020	EN	756000528	756000528	HESG-CV		\$28,097.60
6506616	1	13	7580	6/14/2021	Completed	06/16/2021	6/15/2021	E20MW480010	CARES	2020	EN	756000528	756000528	HESG-CV		\$7,854.91
6506617	1	13	7580	6/14/2021	Completed	06/16/2021	6/15/2021	E20MW480010	CARES	2020	EN	756000528	756000528	HESG-CV		\$9,017.04
6506618	1	13	7580	6/14/2021	Completed	06/16/2021	6/15/2021	E20MW480010	CARES	2020	EN	756000528	756000528	HESG-CV		\$9,847.22
6506620	1	13	7580	6/14/2021	Completed	06/16/2021	6/15/2021	E20MW480010	CARES	2020	EN	756000528	756000528	HESG-CV		\$8,876.85
6506621	1	13	7580	6/14/2021	Completed	06/16/2021	6/15/2021	E20MW480010	CARES	2020	EN	756000528	756000528	HESG-CV		\$6,161.58
6506622	1	13	7580	6/14/2021	Completed	06/16/2021	6/15/2021	E20MW480010	CARES	2020	EN	756000528	756000528	HESG-CV		\$9,546.51
6506623	1	13	7552	6/14/2021	Completed	06/16/2021	6/15/2021	E20MW480010	CARES	2020	EN	756000528	756000528	HESG-CV		\$20,960.55
6506625	1	13	7552	6/14/2021	Completed	06/16/2021	6/15/2021	E20MW480010	CARES	2020	EN	756000528	756000528	HESG-CV		\$55,588.64
6506627	1	13	7493	6/14/2021	Completed	06/16/2021	6/15/2021	E20MW480010	CARES	2020	EN	756000528	756000528	HESG-CV		\$24,946.41

PR07 - Drawdown Report by Voucher Number - Vouchers Submitted to Loccs

Voucher Number	Line Item	IDIS Project ID	IDIS Act ID	Voucher Created	Voucher Status	Status Date	LOCCS Send Date	Grant Number	CARES Act	Grant Year	Fund Type	Recipient TIN	Payee TIN	Program	PY	Drawn Amount
6506630	1	13	7495	6/14/2021	Completed	06/16/2021	6/15/2021	E20MW480010	CARES	2020	AD	756000528	756000528	HESG-CV		\$2,016.49
6506631	1	13	7495	6/14/2021	Completed	06/16/2021	6/15/2021	E20MW480010	CARES	2020	AD	756000528	756000528	HESG-CV		\$2,859.19
6506632	1	13	7495	6/14/2021	Completed	06/16/2021	6/15/2021	E20MW480010	CARES	2020	AD	756000528	756000528	HESG-CV		\$608.90
6506633	1	13	7495	6/14/2021	Completed	06/16/2021	6/15/2021	E20MW480010	CARES	2020	AD	756000528	756000528	HESG-CV		\$4,397.30
6506634	1	13	7495	6/14/2021	Completed	06/16/2021	6/15/2021	E20MW480010	CARES	2020	AD	756000528	756000528	HESG-CV		\$769.06
6506635	1	13	7495	6/14/2021	Completed	06/16/2021	6/15/2021	E20MW480010	CARES	2020	AD	756000528	756000528	HESG-CV		\$1,044.79
6506636	1	13	7495	6/14/2021	Completed	06/16/2021	6/15/2021	E20MW480010	CARES	2020	AD	756000528	756000528	HESG-CV		\$3,249.97
6508340	1	18	7478	6/17/2021	Completed	06/22/2021	6/18/2021	B20MW480010	CARES	2020	EN	756000528	756000528	CDBG-CV		\$176.70
6508341	1	18	7482	6/17/2021	Completed	06/22/2021	6/18/2021	B20MW480010	CARES	2020	EN	756000528	756000528	CDBG-CV		\$23,316.04
6508342	1	18	7482	6/17/2021	Completed	06/22/2021	6/18/2021	B20MW480010	CARES	2020	EN	756000528	756000528	CDBG-CV		\$6,889.14
6508343	1	17	7554	6/17/2021	Completed	06/22/2021	6/18/2021	TXH20F002		2020	EN	756000528	756000528	HOPWA		\$28,594.00
6508344	1	15	7557	6/17/2021	Completed	06/22/2021	6/18/2021	TXH20F002		2020	EN	756000528	756000528	HOPWA		\$5,307.98
6508345	1	5	7387	6/17/2021	Completed	06/22/2021	6/18/2021	B19MC480010		2019	EN	756000528	756000528	CDBG		\$20,332.09
6508645	1	8	7539	6/18/2021	Completed	06/22/2021	6/18/2021	B20MC480010		2020	EN	756000528	756000528	CDBG		\$24,974.17
6509203	1	19	7476	6/21/2021	Completed	06/23/2021	6/22/2021	TXH20FHW002	CARES	2020	EN	756000528	756000528	HOPWA-CV		\$7,795.58
6509204	1	19	7476	6/21/2021	Completed	06/23/2021	6/22/2021	TXH20FHW002	CARES	2020	EN	756000528	756000528	HOPWA-CV		\$2,399.62
6509205	1	19	7476	6/21/2021	Completed	06/23/2021	6/22/2021	TXH20FHW002	CARES	2020	EN	756000528	756000528	HOPWA-CV		\$2,819.64
6509206	1	19	7476	6/21/2021	Completed	06/23/2021	6/22/2021	TXH20FHW002	CARES	2020	EN	756000528	756000528	HOPWA-CV		\$2,757.41
6509208	1	19	7476	6/21/2021	Completed	06/23/2021	6/22/2021	TXH20FHW002	CARES	2020	EN	756000528	756000528	HOPWA-CV		\$3,982.54
6509210	1	19	7476	6/21/2021	Completed	06/23/2021	6/22/2021	TXH20FHW002	CARES	2020	EN	756000528	756000528	HOPWA-CV		\$3,329.74
6509212	1	19	7476	6/21/2021	Completed	06/23/2021	6/22/2021	TXH20FHW002	CARES	2020	EN	756000528	756000528	HOPWA-CV		\$4,263.20

PR07 - Drawdown Report by Voucher Number - Vouchers Submitted to Loccs

Voucher Number	Line Item	IDIS Project ID	IDIS Act ID	Voucher Created	Voucher Status	Status Date	LOCCS Send Date	Grant Number	CARES Act	Grant Year	Fund Type	Recipient TIN	Payee TIN	Program	PY	Drawn Amount
6509213	1	19	7476	6/21/2021	Completed	06/23/2021	6/22/2021	TXH20FHW002	CARES	2020	EN	756000528	756000528	HOPWA-CV		\$3,988.95
6509214	1	20	7488	6/21/2021	Completed	06/23/2021	6/22/2021	TXH20FHW002	CARES	2020	EN	756000528	756000528	HOPWA-CV		\$1,700.00
6509215	1	20	7488	6/21/2021	Completed	06/23/2021	6/22/2021	TXH20FHW002	CARES	2020	EN	756000528	756000528	HOPWA-CV		\$1,498.00
6509216	1	20	7488	6/21/2021	Completed	06/23/2021	6/22/2021	TXH20FHW002	CARES	2020	EN	756000528	756000528	HOPWA-CV		\$2,782.00
6509218	1	20	7488	6/21/2021	Completed	06/23/2021	6/22/2021	TXH20FHW002	CARES	2020	EN	756000528	756000528	HOPWA-CV		\$2,782.00
6509219	1	20	7488	6/21/2021	Completed	06/23/2021	6/22/2021	TXH20FHW002	CARES	2020	EN	756000528	756000528	HOPWA-CV		\$2,354.00
6509221	1	20	7488	6/21/2021	Completed	06/23/2021	6/22/2021	TXH20FHW002	CARES	2020	EN	756000528	756000528	HOPWA-CV		\$3,430.93
6509544	1	13	7493	6/22/2021	Completed	06/23/2021	6/22/2021	E20MW480010	CARES	2020	EN	756000528	756000528	HESG-CV		\$810.00
6510038	1	3	7013	6/23/2021	Completed	06/24/2021	6/23/2021	B14MC480010		2014	EN	756000528	756000528	CDBG		\$24,655.00
6510044	1	3	7013	6/23/2021	Completed	06/24/2021	6/23/2021	B16MC480010		2016	EN	756000528	756000528	CDBG		\$7,346.68
6510045	1	3	7013	6/23/2021	Completed	06/24/2021	6/23/2021	B19MC480010		2019	EN	756000528	756000528	CDBG		\$21,501.37
6510065	1	7	7574	6/23/2021	Completed	06/26/2021	6/25/2021	M19MC480204		2019	EN	756000528	756000528	HOME		\$14,999.00
6511046	1	9	7543	6/24/2021	Completed	06/26/2021	6/25/2021	B20MC480010		2020	EN	756000528	756000528	CDBG		\$6,827.50
6511048	1	8	7541	6/24/2021	Completed	06/26/2021	6/25/2021	B20MC480010		2020	EN	756000528	756000528	CDBG		\$8,230.00
6511790	1	20	7481	6/26/2021	Completed	06/29/2021	6/28/2021	B20MW480010	CARES	2020	EN	756000528	756000528	CDBG-CV		\$15,551.43
6511791	1	7	7474	6/26/2021	Completed	06/29/2021	6/28/2021	B20MW480010	CARES	2020	EN	756000528	756000528	CDBG-CV		\$19,723.00
6511792	1	18	7482	6/26/2021	Completed	06/29/2021	6/28/2021	B20MW480010	CARES	2020	EN	756000528	756000528	CDBG-CV		\$7,126.90
6511793	1	18	7482	6/26/2021	Completed	06/29/2021	6/28/2021	B20MW480010	CARES	2020	EN	756000528	756000528	CDBG-CV		\$6,645.23
6511794	1	18	7489	6/26/2021	Completed	06/29/2021	6/28/2021	B20MW480010	CARES	2020	EN	756000528	756000528	CDBG-CV		\$7,651.01
6511795	1	18	7489	6/26/2021	Completed	06/29/2021	6/28/2021	B20MW480010	CARES	2020	EN	756000528	756000528	CDBG-CV		\$6,714.06
6511796	1	19	7480	6/26/2021	Completed	06/29/2021	6/28/2021	B20MW480010	CARES	2020	EN	756000528	756000528	CDBG-CV		\$17,365.42
6511797	1	19	7480	6/26/2021	Completed	06/29/2021	6/28/2021	B20MW480010	CARES	2020	EN	756000528	756000528	CDBG-CV		\$37,250.32

PR07 - Drawdown Report by Voucher Number - Vouchers Submitted to Loccs

Voucher Number	Line Item	IDIS Project ID	IDIS Act ID	Voucher Created	Voucher Status	Status Date	LOCCS Send Date	Grant Number	CARES Act	Grant Year	Fund Type	Recipient TIN	Payee TIN	Program	PY	Drawn Amount
6511798	1	13	7496	6/26/2021	Completed	06/29/2021	6/28/2021	E20MW480010	CARES	2020	EN	756000528	756000528	HESG-CV		\$4,228.55
6511799	1	13	7496	6/26/2021	Completed	06/29/2021	6/28/2021	E20MW480010	CARES	2020	EN	756000528	756000528	HESG-CV		\$4,498.67
6511800	1	13	7496	6/26/2021	Completed	06/29/2021	6/28/2021	E20MW480010	CARES	2020	EN	756000528	756000528	HESG-CV		\$3,667.62
6511801	1	13	7493	6/26/2021	Completed	06/29/2021	6/28/2021	E20MW480010	CARES	2020	EN	756000528	756000528	HESG-CV		\$9,087.69
6511802	1	13	7493	6/26/2021	Completed	06/29/2021	6/28/2021	E20MW480010	CARES	2020	EN	756000528	756000528	HESG-CV		\$22,980.69
6511803	1	13	7493	6/26/2021	Completed	06/29/2021	6/28/2021	E20MW480010	CARES	2020	EN	756000528	756000528	HESG-CV		\$6,148.61
6511804	1	13	7493	6/26/2021	Completed	06/29/2021	6/28/2021	E20MW480010	CARES	2020	EN	756000528	756000528	HESG-CV		\$29,841.69
6511805	1	13	7493	6/26/2021	Completed	06/29/2021	6/28/2021	E20MW480010	CARES	2020	EN	756000528	756000528	HESG-CV		\$13,722.55
6511806	1	13	7552	6/26/2021	Completed	06/29/2021	6/28/2021	E20MW480010	CARES	2020	EN	756000528	756000528	HESG-CV		\$72,753.66
6511807	1	13	7580	6/26/2021	Completed	06/29/2021	6/28/2021	E20MW480010	CARES	2020	EN	756000528	756000528	HESG-CV		\$8,174.57
6511808	1	13	7496	6/26/2021	Completed	06/29/2021	6/28/2021	E20MW480010	CARES	2020	EN	756000528	756000528	HESG-CV		\$11,730.62
6511809	1	13	7493	6/26/2021	Completed	06/29/2021	6/28/2021	E20MW480010	CARES	2020	EN	756000528	756000528	HESG-CV		\$4,939.60
6511810	1	13	7496	6/26/2021	Completed	06/29/2021	6/28/2021	E20MW480010	CARES	2020	EN	756000528	756000528	HESG-CV		\$13,317.19
6511811	1	13	7580	6/26/2021	Completed	06/29/2021	6/28/2021	E20MW480010	CARES	2020	EN	756000528	756000528	HESG-CV		\$11,392.16
6511812	1	13	7496	6/26/2021	Completed	06/29/2021	6/28/2021	E20MW480010	CARES	2020	EN	756000528	756000528	HESG-CV		\$10,659.37
6511814	1	1	7548	6/26/2021	Completed	06/28/2021	6/28/2021	M20MC480204		2020	PA	756000528	756000528	HOME		\$402.30
6511815	1	1	7548	6/26/2021	Completed	06/29/2021	6/28/2021	M20MC480204		2020	AD	756000528	756000528	HOME		\$6,172.36
6511816	1	1	7404	6/26/2021	Completed	06/29/2021	6/28/2021	M19MC480204		2019	AD	756000528	756000528	HOME		\$7,916.82
6511817	1	7	7577	6/26/2021	Completed	06/29/2021	6/28/2021	M19MC480204		2019	EN	756000528	756000528	HOME		\$14,999.00
6512397	1	20	7488	6/28/2021	Completed	07/01/2021	6/30/2021	TXH20FWH002	CARES	2020	EN	756000528	756000528	HOPWA-CV		\$2,782.00
6512400	1	20	7488	6/28/2021	Completed	07/01/2021	6/30/2021	TXH20FWH002	CARES	2020	EN	756000528	756000528	HOPWA-CV		\$3,572.63

PR07 - Drawdown Report by Voucher Number - Vouchers Submitted to Loccs

Voucher Number	Line Item	IDIS Project ID	IDIS Act ID	Voucher Created	Voucher Status	Status Date	LOCCS Send Date	Grant Number	CARES Act	Grant Year	Fund Type	Recipient TIN	Payee TIN	Program	PY	Drawn Amount
6512401	1	20	7488	6/28/2021	Completed	07/01/2021	6/30/2021	TXH20FW002	CARES	2020	EN	756000528	756000528	HOPWA-CV		\$3,069.63
6512403	1	20	7488	6/28/2021	Completed	07/01/2021	6/30/2021	TXH20FW002	CARES	2020	EN	756000528	756000528	HOPWA-CV		\$2,357.00
6512405	1	19	7476	6/28/2021	Completed	07/01/2021	6/30/2021	TXH20FW002	CARES	2020	EN	756000528	756000528	HOPWA-CV		\$2,710.71
6512408	1	13	7496	6/28/2021	Completed	07/01/2021	6/30/2021	E20MC480010		2020	EN	756000528	756000528	HESG		\$11,947.43
6512409	1	13	7496	6/28/2021	Completed	07/01/2021	6/30/2021	E20MC480010		2020	EN	756000528	756000528	HESG		\$13,291.86
6512410	1	13	7493	6/28/2021	Completed	07/01/2021	6/30/2021	E20MW480010	CARES	2020	EN	756000528	756000528	HESG-CV		\$27,517.26
6512411	1	13	7552	6/28/2021	Completed	07/01/2021	6/30/2021	E20MW480010	CARES	2020	EN	756000528	756000528	HESG-CV		\$9,959.97
6512416	1	13	7407	6/28/2021	Completed	07/01/2021	6/30/2021	E19MC480010		2019	AD	756000528	756000528	HESG		\$8,525.20
6512418	1	13	7407	6/28/2021	Completed	07/01/2021	6/30/2021	E19MC480010		2019	AD	756000528	756000528	HESG		\$3,941.21
6512419	1	13	7407	6/28/2021	Completed	07/01/2021	6/30/2021	E19MC480010		2019	AD	756000528	756000528	HESG		\$1,103.48
6512420	1	13	7407	6/28/2021	Completed	07/01/2021	6/30/2021	E19MC480010		2019	AD	756000528	756000528	HESG		\$3,661.30
6512421	1	13	7407	6/28/2021	Completed	07/01/2021	6/30/2021	E19MC480010		2019	AD	756000528	756000528	HESG		\$3,756.59
6512422	1	13	7407	6/28/2021	Completed	07/01/2021	6/30/2021	E19MC480010		2019	AD	756000528	756000528	HESG		\$2,510.93
6512423	1	13	7407	6/28/2021	Completed	07/01/2021	6/30/2021	E19MC480010		2019	AD	756000528	756000528	HESG		\$4,544.04
6513719	1	1	7522	7/1/2021	Completed	07/07/2021	7/6/2021	B20MC480010		2020	AD	756000528	756000528	CDBG		\$13,103.90
6513722	1	1	7523	7/1/2021	Completed	07/07/2021	7/6/2021	B20MC480010		2020	AD	756000528	756000528	CDBG		\$3,967.80
6513727	1	1	7524	7/1/2021	Completed	07/07/2021	7/6/2021	B20MC480010		2020	AD	756000528	756000528	CDBG		\$34,303.65
6513732	1	1	7525	7/1/2021	Completed	07/07/2021	7/6/2021	B20MC480010		2020	AD	756000528	756000528	CDBG		\$60,387.74
6513742	1	1	7526	7/1/2021	Completed	07/07/2021	7/6/2021	B20MC480010		2020	AD	756000528	756000528	CDBG		\$35,341.43
6513748	1	2	7527	7/1/2021	Completed	07/07/2021	7/6/2021	B20MC480010		2020	EN	756000528	756000528	CDBG		\$13,250.56
6513755	1	2	7528	7/1/2021	Completed	07/07/2021	7/6/2021	B20MC480010		2020	EN	756000528	756000528	CDBG		\$66,304.91
6513923	1	13	7493	7/1/2021	Completed	07/07/2021	7/6/2021	E20MW480010	CARES	2020	EN	756000528	756000528	HESG-CV		\$16,320.47
6513927	1	13	7496	7/1/2021	Completed	07/07/2021	7/6/2021	E20MW480010	CARES	2020	EN	756000528	756000528	HESG-CV		\$4,573.47
6513930	1	13	7493	7/1/2021	Completed	07/07/2021	7/6/2021	E20MW480010	CARES	2020	EN	756000528	756000528	HESG-CV		\$22,884.61
6513937	1	13	7552	7/1/2021	Completed	07/07/2021	7/6/2021	E20MC480010		2020	EN	756000528	756000528	HESG		\$14,120.72
6513969	1	15	7556	7/1/2021	Completed	07/07/2021	7/6/2021	TXH20F002		2020	EN	756000528	756000528	HOPWA		\$394.65
6513972	1	15	7557	7/1/2021	Completed	07/07/2021	7/6/2021	TXH20F002		2020	EN	756000528	756000528	HOPWA		\$8,213.23
6513973	1	15	7558	7/1/2021	Completed	07/07/2021	7/6/2021	TXH20F002		2020	EN	756000528	756000528	HOPWA		\$5,028.49
6513974	1	16	7559	7/1/2021	Completed	07/07/2021	7/6/2021	TXH20F002		2020	EN	756000528	756000528	HOPWA		\$3,242.47

PR07 - Drawdown Report by Voucher Number - Vouchers Submitted to Loccs

Voucher Number	Line Item	IDIS Project ID	IDIS Act ID	Voucher Created	Voucher Status	Status Date	LOCCS Send Date	Grant Number	CARES Act	Grant Year	Fund Type	Recipient TIN	Payee TIN	Program	PY	Drawn Amount
6513975	1	16	7560	7/1/2021	Completed	07/07/2021	7/6/2021	TXH20F002		2020	EN	756000528	756000528	HOPWA		\$37,852.75
6513976	1	16	7561	7/1/2021	Completed	07/07/2021	7/6/2021	TXH20F002		2020	EN	756000528	756000528	HOPWA		\$12,358.52
6513977	1	16	7562	7/1/2021	Completed	07/07/2021	7/6/2021	TXH20F002		2020	EN	756000528	756000528	HOPWA		\$11,418.00
6513979	1	17	7554	7/1/2021	Completed	07/07/2021	7/6/2021	TXH20F002		2020	EN	756000528	756000528	HOPWA		\$30,915.00
6514120	1	3	7381	7/2/2021	Completed	07/07/2021	7/6/2021	B19MC480010		2019	EN	756000528	756000528	CDBG		\$21,976.66
6514127	1	3	7529	7/2/2021	Completed	07/07/2021	7/6/2021	B20MC480010		2020	EN	756000528	756000528	CDBG		\$6,955.06
6514129	1	3	7529	7/2/2021	Completed	07/07/2021	7/6/2021	B20MC480010		2020	EN	756000528	756000528	CDBG		\$10,432.59
6514165	1	3	7428	7/2/2021	Completed	07/07/2021	7/6/2021	B15MC480010		2015	EN	756000528	756000528	CDBG		\$15,129.61
6514170	1	3	7428	7/2/2021	Completed	07/07/2021	7/6/2021	B15MC480010		2015	EN	756000528	756000528	CDBG		\$32,001.35
	2	3	7428	7/2/2021	Completed	07/07/2021	7/6/2021	B16MC480010		2016	EN	756000528	756000528	CDBG		\$11,793.81
6514176	1	3	7428	7/2/2021	Completed	07/07/2021	7/6/2021	B16MC480010		2016	EN	756000528	756000528	CDBG		\$11,622.00
6514181	1	3	7428	7/2/2021	Completed	07/07/2021	7/6/2021	B16MC480010		2016	EN	756000528	756000528	CDBG		\$29,306.25
6514182	1	3	7428	7/2/2021	Completed	07/07/2021	7/6/2021	B16MC480010		2016	EN	756000528	756000528	CDBG		\$11,071.38
6515364	1	18	7332	7/7/2021	Completed	07/10/2021	7/9/2021	B14MC480010		2014	EN	756000528	756000528	CDBG		\$261,972.01
6515515	1	25	7163	7/8/2021	Completed	07/10/2021	7/9/2021	B14MC480010		2014	EN	756000528	756000528	CDBG		\$1,249.42
	2	25	7163	7/8/2021	Completed	07/10/2021	7/9/2021	B17MC480010		2017	EN	756000528	756000528	CDBG		\$21,994.30
	3	25	7163	7/8/2021	Completed	07/10/2021	7/9/2021	B19MC480010		2019	EN	756000528	756000528	CDBG		\$26,000.00
6516284	1	8	7539	7/9/2021	Completed	07/14/2021	7/13/2021	B20MC480010		2020	EN	756000528	756000528	CDBG		\$10,836.21
6516285	1	10	7546	7/9/2021	Completed	07/14/2021	7/13/2021	B20MC480010		2020	EN	756000528	756000528	CDBG		\$5,526.92
6516287	1	20	7487	7/9/2021	Completed	07/14/2021	7/13/2021	B20MW480010	CARES	2020	EN	756000528	756000528	CDBG-CV		\$2,479.56
6516288	1	20	7487	7/9/2021	Completed	07/14/2021	7/13/2021	B20MW480010	CARES	2020	EN	756000528	756000528	CDBG-CV		\$1,057.80
6516289	1	20	7487	7/9/2021	Completed	07/14/2021	7/13/2021	B20MW480010	CARES	2020	EN	756000528	756000528	CDBG-CV		\$1,041.33
6516291	1	25	7163	7/9/2021	Completed	07/14/2021	7/13/2021	B17MC480010		2017	EN	756000528	756000528	CDBG		\$2,850.88
6516488	1	24	7161	7/12/2021	Completed	07/14/2021	7/13/2021	B17MC480010		2017	EN	756000528	756000528	CDBG		\$1,759.50
6516489	1	24	7161	7/12/2021	Completed	07/14/2021	7/13/2021	B17MC480010		2017	EN	756000528	756000528	CDBG		\$13,915.75
6516490	1	24	7161	7/12/2021	Completed	07/14/2021	7/13/2021	B17MC480010		2017	EN	756000528	756000528	CDBG		\$5,700.00
6516491	1	24	7161	7/12/2021	Completed	07/14/2021	7/13/2021	B17MC480010		2017	EN	756000528	756000528	CDBG		\$39,153.85
6516493	1	24	7161	7/12/2021	Completed	07/14/2021	7/13/2021	B17MC480010		2017	EN	756000528	756000528	CDBG		\$74,019.50
6518690	1	12	7422	7/16/2021	Completed	07/17/2021	7/16/2021	B18MC480010		2018	EN	756000528	756000528	CDBG		\$140,639.53
6518692	1	7	7341	7/16/2021	Completed	07/16/2021	7/16/2021	B13MC480010		2013	LA	756000528	756000528	CDBG		\$36,425.47
6518721	1	1	7548	7/16/2021	Completed	07/17/2021	7/16/2021	M20MC480204		2020	AD	756000528	756000528	HOME		\$31,294.56
6519525	1	19	7480	7/19/2021	Completed	07/21/2021	7/20/2021	B20MW480010	CARES	2020	EN	756000528	756000528	CDBG-CV		\$19,006.95

PR07 - Drawdown Report by Voucher Number - Vouchers Submitted to Loccs

Voucher Number	Line Item	IDIS Project ID	IDIS Act ID	Voucher Created	Voucher Status	Status Date	LOCCS Send Date	Grant Number	CARES Act	Grant Year	Fund Type	Recipient TIN	Payee TIN	Program	PY	Drawn Amount
6519527	1	19	7480	7/19/2021	Completed	07/21/2021	7/20/2021	B20MW480010	CARES	2020	EN	756000528	756000528	CDBG-CV		\$19,427.31
6519528	1	19	7480	7/19/2021	Completed	07/21/2021	7/20/2021	B20MW480010	CARES	2020	EN	756000528	756000528	CDBG-CV		\$24,083.02
6519529	1	20	7477	7/19/2021	Completed	07/21/2021	7/20/2021	B20MW480010	CARES	2020	EN	756000528	756000528	CDBG-CV		\$18,086.43
6519530	1	6	7534	7/19/2021	Completed	07/21/2021	7/20/2021	B20MC480010		2020	EN	756000528	756000528	CDBG		\$4,993.64
6520666	1	7	7466	7/21/2021	Completed	07/23/2021	7/22/2021	M19MC480204		2019	EN	756000528	756000528	HOME		\$50,000.00
6520945	1	18	7595	7/22/2021	Completed	07/23/2021	7/22/2021	B20MW480010	CARES	2020	EN	756000528	756000528	CDBG-CV		\$5,729.58
6520949	1	18	7595	7/22/2021	Completed	07/23/2021	7/22/2021	B20MW480010	CARES	2020	EN	756000528	756000528	CDBG-CV		\$7,037.83
6520950	1	9	7591	7/22/2021	Completed	07/23/2021	7/22/2021	B20MW480010	CARES	2020	EN	756000528	756000528	CDBG-CV		\$10,066.63
6520952	1	9	7587	7/22/2021	Completed	07/23/2021	7/22/2021	B20MW480010	CARES	2020	EN	756000528	756000528	CDBG-CV		\$11,207.04
6520953	1	9	7584	7/22/2021	Completed	07/23/2021	7/22/2021	B20MW480010	CARES	2020	EN	756000528	756000528	CDBG-CV		\$2,115.43
6520954	1	9	7586	7/22/2021	Completed	07/23/2021	7/22/2021	B20MW480010	CARES	2020	EN	756000528	756000528	CDBG-CV		\$59,593.33
6520956	1	3	7581	7/22/2021	Completed	07/23/2021	7/22/2021	B20MW480010	CARES	2020	EN	756000528	756000528	CDBG-CV		\$58,795.32
6520959	1	8	7582	7/22/2021	Completed	07/23/2021	7/22/2021	B20MW480010	CARES	2020	EN	756000528	756000528	CDBG-CV		\$5,961.68
6520961	1	8	7582	7/22/2021	Completed	07/23/2021	7/22/2021	B20MW480010	CARES	2020	EN	756000528	756000528	CDBG-CV		\$12,011.28
6520964	1	8	7582	7/22/2021	Completed	07/23/2021	7/22/2021	B20MW480010	CARES	2020	EN	756000528	756000528	CDBG-CV		\$6,248.34
6520967	1	8	7582	7/22/2021	Completed	07/23/2021	7/22/2021	B20MW480010	CARES	2020	EN	756000528	756000528	CDBG-CV		\$10,083.11
6521797	1	7	7575	7/23/2021	Completed	07/27/2021	7/26/2021	M19MC480204		2019	EN	756000528	756000528	HOME		\$14,999.00
6522970	1	13	7496	7/27/2021	Completed	07/29/2021	7/28/2021	E20MW480010	CARES	2020	EN	756000528	756000528	HESG-CV		\$12,358.83
6522971	1	13	7496	7/27/2021	Completed	07/29/2021	7/28/2021	E20MW480010	CARES	2020	EN	756000528	756000528	HESG-CV		\$9,158.76
6522974	1	13	7493	7/27/2021	Completed	07/29/2021	7/28/2021	E20MW480010	CARES	2020	EN	756000528	756000528	HESG-CV		\$17,225.26

PR07 - Drawdown Report by Voucher Number - Vouchers Submitted to Loccs

Voucher Number	Line Item	IDIS Project ID	IDIS Act ID	Voucher Created	Voucher Status	Status Date	LOCCS Send Date	Grant Number	CARES Act	Grant Year	Fund Type	Recipient TIN	Payee TIN	Program	PY	Drawn Amount
6522975	1	13	7493	7/27/2021	Completed	07/29/2021	7/28/2021	E20MW480010	CARES	2020	EN	756000528	756000528	HESG-CV		\$30,699.04
6522976	1	13	7580	7/27/2021	Completed	07/29/2021	7/28/2021	E20MW480010	CARES	2020	EN	756000528	756000528	HESG-CV		\$8,241.97
6522978	1	13	7580	7/27/2021	Completed	07/29/2021	7/28/2021	E20MW480010	CARES	2020	EN	756000528	756000528	HESG-CV		\$11,047.22
6522979	1	13	7493	7/27/2021	Completed	07/29/2021	7/28/2021	E20MW480010	CARES	2020	EN	756000528	756000528	HESG-CV		\$6,829.43
6523881	1	12	7422	7/29/2021	Completed	07/30/2021	7/29/2021	B18MC480010		2018	EN	756000528	756000528	CDBG		\$4,081.40
6523885	1	3	7428	7/29/2021	Completed	07/30/2021	7/29/2021	B16MC480010		2016	EN	756000528	756000528	CDBG		\$52,233.64
6523886	1	3	7383	7/29/2021	Completed	07/30/2021	7/29/2021	B19MC480010		2019	EN	756000528	756000528	CDBG		\$16,817.75
6523887	1	3	7383	7/29/2021	Completed	07/30/2021	7/29/2021	B19MC480010		2019	EN	756000528	756000528	CDBG		\$985.00
6523889	1	3	7529	7/29/2021	Completed	07/30/2021	7/29/2021	B20MC480010		2020	EN	756000528	756000528	CDBG		\$140,970.06
6523923	1	1	7522	7/29/2021	Completed	07/30/2021	7/29/2021	B20MC480010		2020	AD	756000528	756000528	CDBG		\$6,484.07
6523926	1	1	7523	7/29/2021	Completed	07/30/2021	7/29/2021	B20MC480010		2020	AD	756000528	756000528	CDBG		\$3,894.55
6523928	1	1	7524	7/29/2021	Completed	07/30/2021	7/29/2021	B20MC480010		2020	AD	756000528	756000528	CDBG		\$28,321.57
6523929	1	1	7525	7/29/2021	Completed	07/30/2021	7/29/2021	B20MC480010		2020	AD	756000528	756000528	CDBG		\$39,036.02
6523931	1	1	7526	7/29/2021	Completed	07/30/2021	7/29/2021	B20MC480010		2020	AD	756000528	756000528	CDBG		\$12,468.76
6523932	1	2	7527	7/29/2021	Completed	07/30/2021	7/29/2021	B20MC480010		2020	EN	756000528	756000528	CDBG		\$8,854.76
6523933	1	2	7528	7/29/2021	Completed	07/30/2021	7/29/2021	B20MC480010		2020	EN	756000528	756000528	CDBG		\$42,001.06
6524632	1	3	7382	7/30/2021	Completed	07/31/2021	7/30/2021	B14MC480010		2014	EN	756000528	756000528	CDBG		\$106,026.69
6524633	1	3	7382	7/30/2021	Completed	07/31/2021	7/30/2021	B14MC480010		2014	EN	756000528	756000528	CDBG		\$49,954.70
6524635	1	3	7382	7/30/2021	Completed	07/31/2021	7/30/2021	B14MC480010		2014	EN	756000528	756000528	CDBG		\$57,448.60
6524636	1	3	7382	7/30/2021	Completed	07/31/2021	7/30/2021	B14MC480010		2014	EN	756000528	756000528	CDBG		\$63,360.49
	2	3	7382	7/30/2021	Completed	07/31/2021	7/30/2021	B15MC480010		2015	EN	756000528	756000528	CDBG		\$2,838.76
6524637	1	3	7382	7/30/2021	Completed	07/31/2021	7/30/2021	B15MC480010		2015	EN	756000528	756000528	CDBG		\$25,944.04
6524639	1	3	7382	7/30/2021	Completed	07/31/2021	7/30/2021	B15MC480010		2015	EN	756000528	756000528	CDBG		\$16,528.50
6524640	1	3	7382	7/30/2021	Completed	07/31/2021	7/30/2021	B15MC480010		2015	EN	756000528	756000528	CDBG		\$35,398.24
6524641	1	3	7530	7/30/2021	Completed	07/31/2021	7/30/2021	B15MC480010		2015	EN	756000528	756000528	CDBG		\$24,173.34
6524642	1	3	7530	7/30/2021	Completed	07/31/2021	7/30/2021	B15MC480010		2015	EN	756000528	756000528	CDBG		\$74,132.73
	2	3	7530	7/30/2021	Completed	07/31/2021	7/30/2021	B16MC480010		2016	EN	756000528	756000528	CDBG		\$7,597.97
	3	3	7530	7/30/2021	Completed	07/31/2021	7/30/2021	B17MC480010		2017	EN	756000528	756000528	CDBG		\$32,107.51
6524643	1	3	7530	7/30/2021	Completed	07/31/2021	7/30/2021	B17MC480010		2017	EN	756000528	756000528	CDBG		\$64,227.08
6524645	1	7	7599	7/30/2021	Completed	08/05/2021	8/4/2021	M19MC480204		2019	EN	756000528	756000528	HOME		\$14,999.00
6525579	1	18	7478	8/3/2021	Completed	08/05/2021	8/4/2021	B20MW480010	CARES	2020	EN	756000528	756000528	CDBG-CV		\$3,834.09

PR07 - Drawdown Report by Voucher Number - Vouchers Submitted to Loccs

Voucher Number	Line Item	IDIS Project ID	IDIS Act ID	Voucher Created	Voucher Status	Status Date	LOCCS Send Date	Grant Number	CARES Act	Grant Year	Fund Type	Recipient TIN	Payee TIN	Program	PY	Drawn Amount
6525582	1	20	7477	8/3/2021	Completed	08/05/2021	8/4/2021	B20MW480010	CARES	2020	EN	756000528	756000528	CDBG-CV		\$3,805.38
6525587	1	20	7477	8/3/2021	Completed	08/05/2021	8/4/2021	B20MW480010	CARES	2020	EN	756000528	756000528	CDBG-CV		\$3,805.38
6525589	1	8	7540	8/3/2021	Completed	08/05/2021	8/4/2021	B20MC480010		2020	EN	756000528	756000528	CDBG		\$6,000.00
6525591	1	10	7546	8/3/2021	Completed	08/05/2021	8/4/2021	B20MC480010		2020	EN	756000528	756000528	CDBG		\$5,523.48
6525592	1	8	7542	8/3/2021	Completed	08/05/2021	8/4/2021	B20MC480010		2020	EN	756000528	756000528	CDBG		\$2,636.35
6525702	1	15	7556	8/3/2021	Completed	08/05/2021	8/4/2021	TXH20F002		2020	EN	756000528	756000528	HOPWA		\$458.17
6525703	1	15	7557	8/3/2021	Completed	08/05/2021	8/4/2021	TXH20F002		2020	EN	756000528	756000528	HOPWA		\$4,814.56
6525706	1	15	7558	8/3/2021	Completed	08/05/2021	8/4/2021	TXH20F002		2020	EN	756000528	756000528	HOPWA		\$3,241.44
6525713	1	13	7493	8/3/2021	Completed	08/05/2021	8/4/2021	E20MW480010	CARES	2020	EN	756000528	756000528	HESG-CV		\$13,237.76
6525714	1	13	7493	8/3/2021	Completed	08/05/2021	8/4/2021	E20MW480010	CARES	2020	EN	756000528	756000528	HESG-CV		\$16,482.10
6525716	1	13	7493	8/3/2021	Completed	08/05/2021	8/4/2021	E20MW480010	CARES	2020	EN	756000528	756000528	HESG-CV		\$23,122.10
6525718	1	13	7496	8/3/2021	Completed	08/05/2021	8/4/2021	E20MW480010	CARES	2020	EN	756000528	756000528	HESG-CV		\$4,475.25
6525719	1	13	7496	8/3/2021	Completed	08/05/2021	8/4/2021	E20MC480010		2020	EN	756000528	756000528	HESG		\$12,040.67
6525720	1	13	7496	8/3/2021	Completed	08/05/2021	8/4/2021	E20MC480010		2020	EN	756000528	756000528	HESG		\$14,364.94
6525721	1	13	7496	8/3/2021	Completed	08/05/2021	8/4/2021	E20MC480010		2020	EN	756000528	756000528	HESG		\$8,611.08
6525722	1	13	7493	8/3/2021	Completed	08/05/2021	8/4/2021	E20MC480010		2020	EN	756000528	756000528	HESG		\$4,816.06
6525723	1	13	7493	8/3/2021	Completed	08/05/2021	8/4/2021	E20MC480010		2020	EN	756000528	756000528	HESG		\$7,904.77
6525724	1	13	7493	8/3/2021	Completed	08/05/2021	8/4/2021	E20MW480010	CARES	2020	EN	756000528	756000528	HESG-CV		\$3,381.31
6525725	1	13	7493	8/3/2021	Completed	08/05/2021	8/4/2021	E20MW480010	CARES	2020	EN	756000528	756000528	HESG-CV		\$6,403.30
6525726	1	13	7493	8/3/2021	Completed	08/05/2021	8/4/2021	E20MW480010	CARES	2020	EN	756000528	756000528	HESG-CV		\$22,112.13
6530018	1	24	7161	8/16/2021	Completed	08/18/2021	8/17/2021	B17MC480010		2017	EN	756000528	756000528	CDBG		\$3,696.25
6530024	1	24	7161	8/16/2021	Completed	08/18/2021	8/17/2021	B17MC480010		2017	EN	756000528	756000528	CDBG		\$71,819.75
6530027	1	3	7383	8/16/2021	Completed	08/18/2021	8/17/2021	B19MC480010		2019	EN	756000528	756000528	CDBG		\$6,955.06
6530035	1	3	7382	8/16/2021	Completed	08/18/2021	8/17/2021	B19MC480010		2019	EN	756000528	756000528	CDBG		\$26,856.76
6530037	1	3	7530	8/16/2021	Completed	08/18/2021	8/17/2021	B20MC480010		2020	EN	756000528	756000528	CDBG		\$152,043.49
6531677	1	19	7354	8/18/2021	Completed	08/20/2021	8/19/2021	M17MC480204		2017	EN	756000528	756000528	HOME		\$25,000.00
6531678	1	7	7605	8/18/2021	Completed	08/20/2021	8/19/2021	M19MC480204		2019	EN	756000528	756000528	HOME		\$11,622.00
6531679	1	7	7601	8/18/2021	Completed	08/20/2021	8/19/2021	M19MC480204		2019	EN	756000528	756000528	HOME		\$20,000.00

PR07 - Drawdown Report by Voucher Number - Vouchers Submitted to Loccs

Voucher Number	Line Item	IDIS Project ID	IDIS Act ID	Voucher Created	Voucher Status	Status Date	LOCCS Send Date	Grant Number	CARES Act	Grant Year	Fund Type	Recipient TIN	Payee TIN	Program	PY	Drawn Amount
6531680	1	7	7600	8/18/2021	Completed	08/20/2021	8/19/2021	M19MC480204		2019	EN	756000528	756000528	HOME		\$20,000.00
6531682	1	7	7576	8/18/2021	Completed	08/20/2021	8/19/2021	M19MC480204		2019	EN	756000528	756000528	HOME		\$14,999.00
6531683	1	7	7604	8/18/2021	Completed	08/20/2021	8/19/2021	M19MC480204		2019	EN	756000528	756000528	HOME		\$14,999.00
6532306	1	20	7481	8/19/2021	Completed	08/21/2021	8/20/2021	B20MW480010	CARES	2020	EN	756000528	756000528	CDBG-CV		\$25,396.49
6532309	1	18	7482	8/19/2021	Completed	08/21/2021	8/20/2021	B20MW480010	CARES	2020	EN	756000528	756000528	CDBG-CV		\$5,851.87
6532311	1	19	7480	8/19/2021	Completed	08/21/2021	8/20/2021	B20MW480010	CARES	2020	EN	756000528	756000528	CDBG-CV		\$19,066.75
6532313	1	19	7480	8/19/2021	Completed	08/21/2021	8/20/2021	B20MW480010	CARES	2020	EN	756000528	756000528	CDBG-CV		\$20,054.97
6532315	1	20	7487	8/19/2021	Completed	08/21/2021	8/20/2021	B20MW480010	CARES	2020	EN	756000528	756000528	CDBG-CV		\$1,059.63
6532317	1	20	7487	8/19/2021	Completed	08/21/2021	8/20/2021	B20MW480010	CARES	2020	EN	756000528	756000528	CDBG-CV		\$34,056.31
6532318	1	8	7588	8/19/2021	Completed	08/21/2021	8/20/2021	B20MW480010	CARES	2020	EN	756000528	756000528	CDBG-CV		\$10,540.50
6532319	1	8	7588	8/19/2021	Completed	08/21/2021	8/20/2021	B20MW480010	CARES	2020	EN	756000528	756000528	CDBG-CV		\$7,912.50
6532320	1	3	7581	8/19/2021	Completed	08/21/2021	8/20/2021	B20MW480010	CARES	2020	EN	756000528	756000528	CDBG-CV		\$9,129.28
6532321	1	8	7583	8/19/2021	Completed	08/21/2021	8/20/2021	B20MW480010	CARES	2020	EN	756000528	756000528	CDBG-CV		\$25,412.35
6532322	1	8	7582	8/19/2021	Completed	08/21/2021	8/20/2021	B20MW480010	CARES	2020	EN	756000528	756000528	CDBG-CV		\$15,514.60
6532323	1	9	7584	8/19/2021	Completed	08/21/2021	8/20/2021	B20MW480010	CARES	2020	EN	756000528	756000528	CDBG-CV		\$3,161.39
6532324	1	9	7584	8/19/2021	Completed	08/21/2021	8/20/2021	B20MW480010	CARES	2020	EN	756000528	756000528	CDBG-CV		\$6,483.98
6532325	1	20	7597	8/19/2021	Completed	08/21/2021	8/20/2021	B20MW480010	CARES	2020	EN	756000528	756000528	CDBG-CV		\$757.11
6532326	1	9	7592	8/19/2021	Completed	08/21/2021	8/20/2021	B20MW480010	CARES	2020	EN	756000528	756000528	CDBG-CV		\$19,516.01
6532370	1	13	7496	8/19/2021	Completed	08/21/2021	8/20/2021	E20MC480010		2020	EN	756000528	756000528	HESG		\$2,770.16
6532371	1	13	7580	8/19/2021	Completed	08/21/2021	8/20/2021	E20MW480010	CARES	2020	EN	756000528	756000528	HESG-CV		\$10,666.57
6532372	1	13	7496	8/19/2021	Completed	08/21/2021	8/20/2021	E20MW480010	CARES	2020	EN	756000528	756000528	HESG-CV		\$12,343.95

PR07 - Drawdown Report by Voucher Number - Vouchers Submitted to Loccs

Voucher Number	Line Item	IDIS Project ID	IDIS Act ID	Voucher Created	Voucher Status	Status Date	LOCCS Send Date	Grant Number	CARES Act	Grant Year	Fund Type	Recipient TIN	Payee TIN	Program	PY	Drawn Amount
6532373	1	13	7496	8/19/2021	Completed	08/21/2021	8/20/2021	E20MW480010	CARES	2020	EN	756000528	756000528	HESG-CV		\$13,875.73
6532374	1	13	7493	8/19/2021	Completed	08/21/2021	8/20/2021	E20MW480010	CARES	2020	EN	756000528	756000528	HESG-CV		\$28,984.27
6532375	1	13	7493	8/19/2021	Completed	08/21/2021	8/20/2021	E20MW480010	CARES	2020	EN	756000528	756000528	HESG-CV		\$24,212.29
6532376	1	13	7493	8/19/2021	Completed	08/21/2021	8/20/2021	E20MW480010	CARES	2020	EN	756000528	756000528	HESG-CV		\$21,110.81
6533367	1	8	7540	8/23/2021	Completed	08/25/2021	8/24/2021	B20MC480010		2020	EN	756000528	756000528	CDBG		\$13,098.98
6533372	1	12	7547	8/23/2021	Completed	08/25/2021	8/24/2021	B20MC480010		2020	EN	756000528	756000528	CDBG		\$12,147.11
6533381	1	12	7547	8/23/2021	Completed	08/25/2021	8/24/2021	B20MC480010		2020	EN	756000528	756000528	CDBG		\$12,152.83
6533382	1	8	7542	8/23/2021	Completed	08/25/2021	8/24/2021	B20MC480010		2020	EN	756000528	756000528	CDBG		\$2,270.20
6533383	1	6	7535	8/23/2021	Completed	08/25/2021	8/24/2021	B20MC480010		2020	EN	756000528	756000528	CDBG		\$7,465.30
6533384	1	20	7477	8/23/2021	Completed	08/25/2021	8/24/2021	B20MW480010	CARES	2020	EN	756000528	756000528	CDBG-CV		\$3,805.38
6533387	1	9	7593	8/23/2021	Completed	08/25/2021	8/24/2021	B20MW480010	CARES	2020	EN	756000528	756000528	CDBG-CV		\$10,709.76
6533388	1	9	7592	8/23/2021	Completed	08/25/2021	8/24/2021	B20MW480010	CARES	2020	EN	756000528	756000528	CDBG-CV		\$3,642.66
6533389	1	8	7582	8/23/2021	Completed	08/25/2021	8/24/2021	B20MW480010	CARES	2020	EN	756000528	756000528	CDBG-CV		\$8,582.88
6533391	1	8	7588	8/23/2021	Completed	08/25/2021	8/24/2021	B20MW480010	CARES	2020	EN	756000528	756000528	CDBG-CV		\$11,241.00
6533729	1	18	7332	8/24/2021	Completed	08/25/2021	8/24/2021	B14MC480010		2014	EN	756000528	756000528	CDBG		\$83,487.11
6534580	1	13	7408	8/25/2021	Completed	08/26/2021	8/25/2021	E19MC480010		2019	EN	756000528	756000528	HESG		\$5,938.55
6534581	1	13	7408	8/25/2021	Completed	08/26/2021	8/25/2021	E19MC480010		2019	EN	756000528	756000528	HESG		\$3,735.56
6534582	1	13	7408	8/25/2021	Completed	08/26/2021	8/25/2021	E19MC480010		2019	EN	756000528	756000528	HESG		\$5,136.41
6534583	1	13	7408	8/25/2021	Completed	08/26/2021	8/25/2021	E19MC480010		2019	EN	756000528	756000528	HESG		\$1,082.43
6534584	1	13	7407	8/25/2021	Completed	08/26/2021	8/25/2021	E19MC480010		2019	AD	756000528	756000528	HESG		\$2,636.99
6534585	1	13	7407	8/25/2021	Completed	08/26/2021	8/25/2021	E19MC480010		2019	AD	756000528	756000528	HESG		\$1,810.70
6534586	1	13	7407	8/25/2021	Completed	08/26/2021	8/25/2021	E19MC480010		2019	AD	756000528	756000528	HESG		\$1,831.22
6535281	1	13	7552	8/26/2021	Completed	08/28/2021	8/27/2021	E20MC480010		2020	EN	756000528	756000528	HESG		\$7,796.62
6535282	1	16	7559	8/26/2021	Completed	08/28/2021	8/27/2021	TXH20F002		2020	EN	756000528	756000528	HOPWA		\$3,279.19
6535283	1	16	7560	8/26/2021	Completed	08/28/2021	8/27/2021	TXH20F002		2020	EN	756000528	756000528	HOPWA		\$36,780.02
6535284	1	16	7561	8/26/2021	Completed	08/28/2021	8/27/2021	TXH20F002		2020	EN	756000528	756000528	HOPWA		\$12,849.94
6535285	1	16	7562	8/26/2021	Completed	08/28/2021	8/27/2021	TXH20F002		2020	EN	756000528	756000528	HOPWA		\$10,842.00
6535511	1	7	7442	8/27/2021	Completed	08/28/2021	8/27/2021	B14MC480010		2014	EN	756000528	756000528	CDBG		\$9,936.97

PR07 - Drawdown Report by Voucher Number - Vouchers Submitted to Loccs

Voucher Number	Line Item	IDIS Project ID	IDIS Act ID	Voucher Created	Voucher Status	Status Date	LOCCS Send Date	Grant Number	CARES Act	Grant Year	Fund Type	Recipient TIN	Payee TIN	Program	PY	Drawn Amount
	2	7	7442	8/27/2021	Completed	08/28/2021	8/27/2021	B15MC480010		2015	EN	756000528	756000528	CDBG		\$4,729.92
6538000	1	20	7488	9/2/2021	Completed	09/04/2021	9/3/2021	TXH20FHW002	CARES	2020	EN	756000528	756000528	HOPWA-CV		\$4,140.18
6538002	1	17	7554	9/2/2021	Completed	09/04/2021	9/3/2021	TXH20F002		2020	EN	756000528	756000528	HOPWA		\$40,514.00
6538004	1	17	7554	9/2/2021	Completed	09/04/2021	9/3/2021	TXH20F002		2020	EN	756000528	756000528	HOPWA		\$31,100.00
6538334	1	20	7477	9/3/2021	Completed	09/04/2021	9/3/2021	B20MW480010	CARES	2020	EN	756000528	756000528	CDBG-CV		\$15,000.00
6538336	1	20	7477	9/3/2021	Completed	09/04/2021	9/3/2021	B20MW480010	CARES	2020	EN	756000528	756000528	CDBG-CV		\$15,000.00
6538339	1	8	7583	9/3/2021	Completed	09/04/2021	9/3/2021	B20MW480010	CARES	2020	EN	756000528	756000528	CDBG-CV		\$5,445.09
6538342	1	3	7581	9/3/2021	Completed	09/04/2021	9/3/2021	B20MW480010	CARES	2020	EN	756000528	756000528	CDBG-CV		\$11,796.53
6538484	1	13	7493	9/4/2021	Completed	09/09/2021	9/8/2021	E20MW480010	CARES	2020	EN	756000528	756000528	HESG-CV		\$24,365.54
6538485	1	13	7580	9/4/2021	Completed	09/09/2021	9/8/2021	E20MW480010	CARES	2020	EN	756000528	756000528	HESG-CV		\$10,184.57
6538486	1	13	7493	9/4/2021	Completed	09/09/2021	9/8/2021	E20MW480010	CARES	2020	EN	756000528	756000528	HESG-CV		\$28,452.28
6538488	1	13	7493	9/4/2021	Completed	09/09/2021	9/8/2021	E20MW480010	CARES	2020	EN	756000528	756000528	HESG-CV		\$10,329.32
6539452	1	13	7493	9/8/2021	Completed	09/09/2021	9/8/2021	E20MW480010	CARES	2020	EN	756000528	756000528	HESG-CV		\$8,746.23
6540125	1	18	7332	9/9/2021	Completed	09/10/2021	9/9/2021	B14MC480010		2014	EN	756000528	756000528	CDBG		\$2,061.12
6540134	1	13	7571	9/9/2021	Completed	09/10/2021	9/9/2021	B14MC480010		2014	EN	756000528	756000528	CDBG		\$13,200.00
6540149	1	3	7530	9/9/2021	Completed	09/10/2021	9/9/2021	B14MC480010		2014	EN	756000528	756000528	CDBG		\$4,368.77
6540153	1	3	7530	9/9/2021	Completed	09/10/2021	9/9/2021	B20MC480010		2020	EN	756000528	756000528	CDBG		\$43,946.37
	2	3	7530	9/9/2021	Completed	09/10/2021	9/9/2021	B20MC480010		2020	PI	756000528	756000528	CDBG		\$7,113.48
6541046	1	1	7522	9/13/2021	Completed	09/15/2021	9/14/2021	B20MC480010		2020	AD	756000528	756000528	CDBG		\$3,679.90
6541048	1	1	7523	9/13/2021	Completed	09/15/2021	9/14/2021	B20MC480010		2020	AD	756000528	756000528	CDBG		\$6,698.94
6541054	1	1	7524	9/13/2021	Completed	09/15/2021	9/14/2021	B20MC480010		2020	AD	756000528	756000528	CDBG		\$29,285.25
6541055	1	1	7525	9/13/2021	Completed	09/15/2021	9/14/2021	B20MC480010		2020	AD	756000528	756000528	CDBG		\$45,232.44
6541058	1	1	7526	9/13/2021	Completed	09/15/2021	9/14/2021	B20MC480010		2020	AD	756000528	756000528	CDBG		\$22,748.51
6541059	1	2	7527	9/13/2021	Completed	09/15/2021	9/14/2021	B20MC480010		2020	EN	756000528	756000528	CDBG		\$10,166.73
6541061	1	2	7528	9/13/2021	Completed	09/15/2021	9/14/2021	B20MC480010		2020	EN	756000528	756000528	CDBG		\$42,865.57
6543096	1	13	7496	9/17/2021	Completed	09/18/2021	9/17/2021	E20MC480010		2020	EN	756000528	756000528	HESG		\$5,126.16

PR07 - Drawdown Report by Voucher Number - Vouchers Submitted to Loccs

Voucher Number	Line Item	IDIS Project ID	IDIS Act ID	Voucher Created	Voucher Status	Status Date	LOCCS Send Date	Grant Number	CARES Act	Grant Year	Fund Type	Recipient TIN	Payee TIN	Program	PY	Drawn Amount
6543102	1	13	7493	9/17/2021	Completed	09/18/2021	9/17/2021	E20MW480010	CARES	2020	EN	756000528	756000528	HESG-CV		\$33,483.12
6543161	1	13	7496	9/17/2021	Completed	09/18/2021	9/17/2021	E20MW480010	CARES	2020	EN	756000528	756000528	HESG-CV		\$19,333.55
6543166	1	13	7552	9/17/2021	Completed	09/18/2021	9/17/2021	E20MW480010	CARES	2020	EN	756000528	756000528	HESG-CV		\$41,368.14
6543170	1	13	7580	9/17/2021	Completed	09/18/2021	9/17/2021	E20MW480010	CARES	2020	EN	756000528	756000528	HESG-CV		\$7,557.70
6543175	1	13	7493	9/17/2021	Completed	09/18/2021	9/17/2021	E20MW480010	CARES	2020	EN	756000528	756000528	HESG-CV		\$12,022.35
6543180	1	13	7493	9/17/2021	Completed	09/18/2021	9/17/2021	E20MW480010	CARES	2020	EN	756000528	756000528	HESG-CV		\$20,142.37
6543185	1	13	7493	9/17/2021	Completed	09/18/2021	9/17/2021	E20MW480010	CARES	2020	EN	756000528	756000528	HESG-CV		\$10,072.86
6543190	1	13	7493	9/17/2021	Completed	09/18/2021	9/17/2021	E20MW480010	CARES	2020	EN	756000528	756000528	HESG-CV		\$30,836.91
6544048	1	1	7548	9/20/2021	Completed	09/23/2021	9/22/2021	M20MC480204		2020	AD	756000528	756000528	HOME		\$21,382.41
6544529	1	20	7481	9/21/2021	Completed	09/23/2021	9/22/2021	B20MW480010	CARES	2020	EN	756000528	756000528	CDBG-CV		\$39,407.91
6544540	1	7	7474	9/21/2021	Completed	09/23/2021	9/22/2021	B20MW480010	CARES	2020	EN	756000528	756000528	CDBG-CV		\$13,075.15
6544543	1	18	7482	9/21/2021	Completed	09/23/2021	9/22/2021	B20MW480010	CARES	2020	EN	756000528	756000528	CDBG-CV		\$8,599.00
6544549	1	18	7489	9/21/2021	Completed	09/23/2021	9/22/2021	B20MW480010	CARES	2020	EN	756000528	756000528	CDBG-CV		\$6,279.71
6544555	1	18	7489	9/21/2021	Completed	09/23/2021	9/22/2021	B20MW480010	CARES	2020	EN	756000528	756000528	CDBG-CV		\$5,297.92
6544560	1	18	7489	9/21/2021	Completed	09/23/2021	9/22/2021	B20MW480010	CARES	2020	EN	756000528	756000528	CDBG-CV		\$5,739.45
6544566	1	12	7547	9/21/2021	Completed	09/23/2021	9/22/2021	B20MC480010		2020	EN	756000528	756000528	CDBG		\$17,945.72
6544570	1	8	7540	9/21/2021	Completed	09/23/2021	9/22/2021	B20MC480010		2020	EN	756000528	756000528	CDBG		\$1,125.00
6544572	1	8	7541	9/21/2021	Completed	09/23/2021	9/22/2021	B20MC480010		2020	EN	756000528	756000528	CDBG		\$9,899.25
6544575	1	8	7541	9/21/2021	Completed	09/23/2021	9/22/2021	B20MC480010		2020	EN	756000528	756000528	CDBG		\$17,264.75
6544577	1	10	7546	9/21/2021	Completed	09/23/2021	9/22/2021	B20MC480010		2020	EN	756000528	756000528	CDBG		\$5,526.92
6544581	1	6	7536	9/21/2021	Completed	09/23/2021	9/22/2021	B20MC480010		2020	EN	756000528	756000528	CDBG		\$5,373.15
6544585	1	6	7536	9/21/2021	Completed	09/23/2021	9/22/2021	B20MC480010		2020	EN	756000528	756000528	CDBG		\$5,421.07
6544589	1	6	7536	9/21/2021	Completed	09/23/2021	9/22/2021	B20MC480010		2020	EN	756000528	756000528	CDBG		\$4,977.19

PR07 - Drawdown Report by Voucher Number - Vouchers Submitted to Loccs

Voucher Number	Line Item	IDIS Project ID	IDIS Act ID	Voucher Created	Voucher Status	Status Date	LOCCS Send Date	Grant Number	CARES Act	Grant Year	Fund Type	Recipient TIN	Payee TIN	Program	PY	Drawn Amount
6544591	1	8	7582	9/21/2021	Completed	09/23/2021	9/22/2021	B20MW480010	CARES	2020	EN	756000528	756000528	CDBG-CV		\$5,000.00
6544595	1	8	7588	9/21/2021	Completed	09/23/2021	9/22/2021	B20MW480010	CARES	2020	EN	756000528	756000528	CDBG-CV		\$18,613.00
6544596	1	9	7587	9/21/2021	Completed	09/23/2021	9/22/2021	B20MW480010	CARES	2020	EN	756000528	756000528	CDBG-CV		\$27,763.32
6544601	1	9	7586	9/21/2021	Completed	09/23/2021	9/22/2021	B20MW480010	CARES	2020	EN	756000528	756000528	CDBG-CV		\$19,392.15
6544603	1	20	7597	9/21/2021	Completed	09/23/2021	9/22/2021	B20MW480010	CARES	2020	EN	756000528	756000528	CDBG-CV		\$248.98
6544606	1	9	7591	9/21/2021	Completed	09/23/2021	9/22/2021	B20MW480010	CARES	2020	EN	756000528	756000528	CDBG-CV		\$1,999.98
6544607	1	9	7592	9/21/2021	Completed	09/23/2021	9/22/2021	B20MW480010	CARES	2020	EN	756000528	756000528	CDBG-CV		\$3,899.49
6545066	1	19	7476	9/22/2021	Completed	09/23/2021	9/22/2021	TXH20FW002	CARES	2020	EN	756000528	756000528	HOPWA-CV		\$10,244.76
6545074	1	15	7556	9/22/2021	Completed	09/23/2021	9/22/2021	TXH20F002		2020	EN	756000528	756000528	HOPWA		\$458.17
6545076	1	15	7557	9/22/2021	Completed	09/23/2021	9/22/2021	TXH20F002		2020	EN	756000528	756000528	HOPWA		\$6,374.85
6545078	1	15	7558	9/22/2021	Completed	09/23/2021	9/22/2021	TXH20F002		2020	EN	756000528	756000528	HOPWA		\$6,348.95
6545082	1	13	7493	9/22/2021	Completed	09/23/2021	9/22/2021	E20MW480010	CARES	2020	EN	756000528	756000528	HESG-CV		\$35,023.09
6545085	1	13	7552	9/22/2021	Completed	09/23/2021	9/22/2021	E20MW480010	CARES	2020	EN	756000528	756000528	HESG-CV		\$96,395.59
6545086	1	13	7552	9/22/2021	Completed	09/23/2021	9/22/2021	E20MW480010	CARES	2020	EN	756000528	756000528	HESG-CV		\$25,497.08
6547643	1	13	7495	9/28/2021	Completed	09/30/2021	9/29/2021	E20MC480010		2020	AD	756000528	756000528	HESG		\$1,056.04
6547648	1	13	7495	9/28/2021	Completed	09/30/2021	9/29/2021	E20MC480010		2020	AD	756000528	756000528	HESG		\$4,784.39
6547652	1	13	7495	9/28/2021	Completed	09/30/2021	9/29/2021	E20MC480010		2020	AD	756000528	756000528	HESG		\$3,251.11
6547657	1	17	7413	9/28/2021	Completed	09/30/2021	9/29/2021	TXH19F002		2019	EN	756000528	756000528	HOPWA		\$5,575.88
6547660	1	17	7413	9/28/2021	Completed	09/30/2021	9/29/2021	TXH19F002		2019	EN	756000528	756000528	HOPWA		\$6,242.55
6547664	1	17	7413	9/28/2021	Completed	09/30/2021	9/29/2021	TXH19F002		2019	EN	756000528	756000528	HOPWA		\$6,217.90
6547667	1	17	7413	9/28/2021	Completed	09/30/2021	9/29/2021	TXH19F002		2019	EN	756000528	756000528	HOPWA		\$5,712.48
6547671	1	17	7413	9/28/2021	Completed	09/30/2021	9/29/2021	TXH19F002		2019	EN	756000528	756000528	HOPWA		\$2,223.25
6547674	1	14	7411	9/28/2021	Completed	09/30/2021	9/29/2021	TXH19F002		2019	AD	756000528	756000528	HOPWA		\$2,549.30
6547677	1	14	7411	9/28/2021	Completed	09/30/2021	9/29/2021	TXH19F002		2019	AD	756000528	756000528	HOPWA		\$2,829.41
6547679	1	14	7411	9/28/2021	Completed	09/30/2021	9/29/2021	TXH19F002		2019	AD	756000528	756000528	HOPWA		\$2,598.35
6547683	1	14	7411	9/28/2021	Completed	09/30/2021	9/29/2021	TXH19F002		2019	AD	756000528	756000528	HOPWA		\$1,217.08

PR07 - Drawdown Report by Voucher Number - Vouchers Submitted to Loccs

Voucher Number	Line Item	IDIS Project ID	IDIS Act ID	Voucher Created	Voucher Status	Status Date	LOCCS Send Date	Grant Number	CARES Act	Grant Year	Fund Type	Recipient TIN	Payee TIN	Program	PY	Drawn Amount
6548049	1	7	7613	9/28/2021	Completed	09/30/2021	9/29/2021	M20MC480204		2020	EN	756000528	756000528	HOME		\$7,447.00
6548508	1	7	7612	9/29/2021	Completed	09/30/2021	9/29/2021	M20MC480204		2020	EN	756000528	756000528	HOME		\$1,000.00
6548509	1	7	7510	9/29/2021	Completed	09/30/2021	9/29/2021	M18MC480204		2018	EN	756000528	756000528	HOME		\$297,000.00
6548510	1	7	7614	9/29/2021	Completed	10/01/2021	9/30/2021	M20MC480204		2020	EN	756000528	756000528	HOME		\$14,999.00
6548513	1	7	7607	9/29/2021	Completed	09/30/2021	9/29/2021	M19MC480204		2019	EN	756000528	756000528	HOME		\$20,000.00
6548544	1	7	7598	9/29/2021	Completed	09/30/2021	9/29/2021	M16MC480204		2016	EN	756000528	756000528	HOME		\$1,000.00
6550458	1	1	7522	10/6/2021	Completed	10/07/2021	10/6/2021	B20MC480010		2020	AD	756000528	756000528	CDBG	Y	\$9,717.53
6550459	1	1	7523	10/6/2021	Completed	10/07/2021	10/6/2021	B20MC480010		2020	AD	756000528	756000528	CDBG	Y	\$1,681.58
6550460	1	1	7524	10/6/2021	Completed	10/07/2021	10/6/2021	B20MC480010		2020	AD	756000528	756000528	CDBG	Y	\$29,563.22
6550461	1	1	7525	10/6/2021	Completed	10/07/2021	10/6/2021	B20MC480010		2020	AD	756000528	756000528	CDBG	Y	\$53,628.85
6550464	1	1	7526	10/6/2021	Completed	10/07/2021	10/6/2021	B20MC480010		2020	AD	756000528	756000528	CDBG	Y	\$14,292.15
6550467	1	2	7527	10/6/2021	Completed	10/07/2021	10/6/2021	B20MC480010		2020	EN	756000528	756000528	CDBG	Y	\$10,248.91
6550470	1	2	7528	10/6/2021	Completed	10/07/2021	10/6/2021	B20MC480010		2020	EN	756000528	756000528	CDBG	Y	\$42,528.45
6550485	1	25	7492	10/6/2021	Completed	10/07/2021	10/6/2021	B20MW480010	CARES	2020	AD	756000528	756000528	CDBG-CV	Y	\$5,056.99
6550486	1	25	7492	10/6/2021	Completed	10/07/2021	10/6/2021	B20MW480010	CARES	2020	AD	756000528	756000528	CDBG-CV	Y	\$7,919.21
6550487	1	25	7492	10/6/2021	Completed	10/07/2021	10/6/2021	B20MW480010	CARES	2020	AD	756000528	756000528	CDBG-CV	Y	\$6,296.80
6550488	1	25	7492	10/6/2021	Completed	10/07/2021	10/6/2021	B20MW480010	CARES	2020	AD	756000528	756000528	CDBG-CV	Y	\$7,191.28
6550498	1	1	7573	10/6/2021	Completed	10/07/2021	10/6/2021	B20MW480010	CARES	2020	AD	756000528	756000528	CDBG-CV	Y	\$4,161.98
6550501	1	1	7573	10/6/2021	Completed	10/07/2021	10/6/2021	B20MW480010	CARES	2020	AD	756000528	756000528	CDBG-CV	Y	\$2,571.71
6550502	1	1	7573	10/6/2021	Completed	10/07/2021	10/6/2021	B20MW480010	CARES	2020	AD	756000528	756000528	CDBG-CV	Y	\$1,324.94
6550503	1	1	7573	10/6/2021	Completed	10/07/2021	10/6/2021	B20MW480010	CARES	2020	AD	756000528	756000528	CDBG-CV	Y	\$1,940.04
6550519	1	13	7495	10/6/2021	Completed	10/07/2021	10/6/2021	E20MW480010	CARES	2020	AD	756000528	756000528	HESG-CV		\$7,084.16
6550521	1	13	7495	10/6/2021	Completed	10/07/2021	10/6/2021	E20MW480010	CARES	2020	AD	756000528	756000528	HESG-CV		\$7,812.01
6550531	1	13	7495	10/6/2021	Completed	10/07/2021	10/6/2021	E20MW480010	CARES	2020	AD	756000528	756000528	HESG-CV		\$5,987.33
6550533	1	13	7495	10/6/2021	Completed	10/07/2021	10/6/2021	E20MW480010	CARES	2020	AD	756000528	756000528	HESG-CV		\$7,194.02

PR07 - Drawdown Report by Voucher Number - Vouchers Submitted to Loccs

Voucher Number	Line Item	IDIS Project ID	IDIS Act ID	Voucher Created	Voucher Status	Status Date	LOCCS Send Date	Grant Number	CARES Act	Grant Year	Fund Type	Recipient TIN	Payee TIN	Program	PY	Drawn Amount
6550603	1	13	7495	10/6/2021	Completed	10/07/2021	10/6/2021	E20MW480010	CARES	2020	AD	756000528	756000528	HESG-CV		\$3,833.45
6550604	1	13	7495	10/6/2021	Completed	10/07/2021	10/6/2021	E20MW480010	CARES	2020	AD	756000528	756000528	HESG-CV		\$4,336.38
6550605	1	13	7495	10/6/2021	Completed	10/07/2021	10/6/2021	E20MW480010	CARES	2020	AD	756000528	756000528	HESG-CV		\$2,618.31
6550607	1	13	7495	10/6/2021	Completed	10/07/2021	10/6/2021	E20MW480010	CARES	2020	AD	756000528	756000528	HESG-CV		\$5,531.23
6550619	1	18	7494	10/6/2021	Completed	10/07/2021	10/6/2021	TXH20FWH002	CARES	2020	AD	756000528	756000528	HOPWA-CV		\$777.61
6550620	1	18	7494	10/6/2021	Completed	10/07/2021	10/6/2021	TXH20FWH002	CARES	2020	AD	756000528	756000528	HOPWA-CV		\$1,077.54
6550626	1	18	7494	10/6/2021	Completed	10/07/2021	10/6/2021	TXH20FWH002	CARES	2020	AD	756000528	756000528	HOPWA-CV		\$286.93
6552386	1	20	7477	10/12/2021	Completed	10/16/2021	10/15/2021	B20MW480010	CARES	2020	EN	756000528	756000528	CDBG-CV	Y	\$12,541.95
6552387	1	18	7489	10/12/2021	Completed	10/16/2021	10/15/2021	B20MW480010	CARES	2020	EN	756000528	756000528	CDBG-CV	Y	\$7,312.33
6552388	1	20	7487	10/12/2021	Completed	10/16/2021	10/15/2021	B20MW480010	CARES	2020	EN	756000528	756000528	CDBG-CV	Y	\$27,455.70
6552390	1	8	7540	10/12/2021	Completed	10/16/2021	10/15/2021	B20MC480010		2020	EN	756000528	756000528	CDBG	Y	\$13,778.94
6552392	1	8	7539	10/12/2021	Completed	10/16/2021	10/15/2021	B20MC480010		2020	EN	756000528	756000528	CDBG	Y	\$3,025.00
6552393	1	8	7541	10/12/2021	Completed	10/16/2021	10/15/2021	B20MC480010		2020	EN	756000528	756000528	CDBG	Y	\$12,173.25
6552395	1	9	7543	10/12/2021	Completed	10/16/2021	10/15/2021	B20MC480010		2020	EN	756000528	756000528	CDBG	Y	\$6,581.66
6552396	1	9	7543	10/12/2021	Completed	10/16/2021	10/15/2021	B20MC480010		2020	EN	756000528	756000528	CDBG	Y	\$6,250.00
6552398	1	9	7543	10/12/2021	Completed	10/16/2021	10/15/2021	B20MC480010		2020	EN	756000528	756000528	CDBG	Y	\$6,275.79
6552519	1	10	7546	10/12/2021	Completed	10/16/2021	10/15/2021	B20MC480010		2020	EN	756000528	756000528	CDBG	Y	\$5,523.48
6552537	1	8	7588	10/12/2021	Completed	10/16/2021	10/15/2021	B20MW480010	CARES	2020	EN	756000528	756000528	CDBG-CV	Y	\$12,861.25
6552544	1	9	7593	10/12/2021	Completed	10/16/2021	10/15/2021	B20MW480010	CARES	2020	EN	756000528	756000528	CDBG-CV	Y	\$405.81
6552546	1	9	7592	10/12/2021	Completed	10/16/2021	10/15/2021	B20MW480010	CARES	2020	EN	756000528	756000528	CDBG-CV	Y	\$3,849.44
6552549	1	9	7587	10/12/2021	Completed	10/16/2021	10/15/2021	B20MW480010	CARES	2020	EN	756000528	756000528	CDBG-CV	Y	\$18,702.37
6552551	1	9	7587	10/12/2021	Completed	10/16/2021	10/15/2021	B20MW480010	CARES	2020	EN	756000528	756000528	CDBG-CV	Y	\$15,769.01
6552579	1	13	7496	10/12/2021	Completed	10/16/2021	10/15/2021	E20MC480010		2020	EN	756000528	756000528	HESG		\$13,396.47

PR07 - Drawdown Report by Voucher Number - Vouchers Submitted to Loccs

Voucher Number	Line Item	IDIS Project ID	IDIS Act ID	Voucher Created	Voucher Status	Status Date	LOCCS Send Date	Grant Number	CARES Act	Grant Year	Fund Type	Recipient TIN	Payee TIN	Program	PY	Drawn Amount
6552582	1	13	7496	10/12/2021	Completed	10/16/2021	10/15/2021	E20MW480010	CARES	2020	EN	756000528	756000528	HESG-CV		\$18,304.88
6552583	1	13	7496	10/12/2021	Completed	10/16/2021	10/15/2021	E20MW480010	CARES	2020	EN	756000528	756000528	HESG-CV		\$13,256.35
6552593	1	13	7493	10/12/2021	Completed	10/16/2021	10/15/2021	E20MW480010	CARES	2020	EN	756000528	756000528	HESG-CV		\$26,046.11
6552596	1	13	7493	10/12/2021	Completed	10/16/2021	10/15/2021	E20MW480010	CARES	2020	EN	756000528	756000528	HESG-CV		\$8,021.23
6552601	1	13	7493	10/12/2021	Completed	10/16/2021	10/15/2021	E20MW480010	CARES	2020	EN	756000528	756000528	HESG-CV		\$6,722.30
6552602	1	13	7496	10/12/2021	Completed	10/16/2021	10/15/2021	E20MC480010		2020	EN	756000528	756000528	HESG		\$2,770.16
6552605	1	13	7496	10/12/2021	Completed	10/16/2021	10/15/2021	E20MC480010		2020	EN	756000528	756000528	HESG		\$21,564.48
6556505	1	3	7529	10/21/2021	Completed	11/13/2021	11/11/2021	B20MC480010		2020	EN	756000528	756000528	CDBG	Y	\$15,000.00
6556508	1	3	7529	10/21/2021	Completed	11/13/2021	11/11/2021	B20MC480010		2020	EN	756000528	756000528	CDBG	Y	\$6,955.06
6556510	1	3	7581	10/21/2021	Completed	11/13/2021	11/11/2021	B20MW480010	CARES	2020	EN	756000528	756000528	CDBG-CV	Y	\$29,506.84
6556512	1	3	7383	10/21/2021	Completed	11/13/2021	11/11/2021	B19MC480010		2019	EN	756000528	756000528	CDBG	Y	\$7,917.06
6556514	1	3	7383	10/21/2021	Completed	11/13/2021	11/11/2021	B19MC480010		2019	EN	756000528	756000528	CDBG	Y	\$14,856.00
6557059	1	7	7538	10/22/2021	Completed	10/27/2021	10/26/2021	B20MC480010		2020	EN	756000528	756000528	CDBG	Y	\$8,585.84
6557061	1	7	7538	10/22/2021	Completed	10/27/2021	10/26/2021	B20MC480010		2020	EN	756000528	756000528	CDBG	Y	\$7,182.07
6557063	1	7	7538	10/22/2021	Completed	10/27/2021	10/26/2021	B20MC480010		2020	EN	756000528	756000528	CDBG	Y	\$9,479.17
6557065	1	20	7477	10/22/2021	Completed	10/27/2021	10/26/2021	B20MW480010	CARES	2020	EN	756000528	756000528	CDBG-CV	Y	\$31,659.04
6557067	1	20	7481	10/22/2021	Completed	10/27/2021	10/26/2021	B20MW480010	CARES	2020	EN	756000528	756000528	CDBG-CV	Y	\$46,745.85
6557070	1	20	7477	10/22/2021	Completed	10/27/2021	10/26/2021	B20MW480010	CARES	2020	EN	756000528	756000528	CDBG-CV	Y	\$44,940.34
6557071	1	20	7477	10/22/2021	Completed	10/27/2021	10/26/2021	B20MW480010	CARES	2020	EN	756000528	756000528	CDBG-CV	Y	\$26,670.00
6557073	1	20	7477	10/22/2021	Completed	10/27/2021	10/26/2021	B20MW480010	CARES	2020	EN	756000528	756000528	CDBG-CV	Y	\$12,877.27
6557077	1	6	7534	10/22/2021	Completed	10/27/2021	10/26/2021	B20MC480010		2020	EN	756000528	756000528	CDBG	Y	\$3,645.75
6557079	1	6	7534	10/22/2021	Completed	10/27/2021	10/26/2021	B20MC480010		2020	EN	756000528	756000528	CDBG	Y	\$4,232.63
6557080	1	6	7534	10/22/2021	Completed	10/27/2021	10/26/2021	B20MC480010		2020	EN	756000528	756000528	CDBG	Y	\$4,299.90
6557082	1	6	7534	10/22/2021	Completed	10/27/2021	10/26/2021	B20MC480010		2020	EN	756000528	756000528	CDBG	Y	\$4,442.59
6557084	1	12	7547	10/22/2021	Completed	10/27/2021	10/26/2021	B20MC480010		2020	EN	756000528	756000528	CDBG	Y	\$9,795.24
6557090	1	9	7543	10/22/2021	Completed	10/27/2021	10/26/2021	B20MC480010		2020	EN	756000528	756000528	CDBG	Y	\$6,563.89

PR07 - Drawdown Report by Voucher Number - Vouchers Submitted to Loccs

Voucher Number	Line Item	IDIS Project ID	IDIS Act ID	Voucher Created	Voucher Status	Status Date	LOCCS Send Date	Grant Number	CARES Act	Grant Year	Fund Type	Recipient TIN	Payee TIN	Program	PY	Drawn Amount
6557160	1	18	7484	10/22/2021	Completed	10/27/2021	10/26/2021	B20MW480010	CARES	2020	EN	756000528	756000528	CDBG-CV	Y	\$450.45
6557161	1	18	7484	10/22/2021	Completed	10/27/2021	10/26/2021	B20MW480010	CARES	2020	EN	756000528	756000528	CDBG-CV	Y	\$485.78
6557164	1	18	7484	10/22/2021	Completed	10/27/2021	10/26/2021	B20MW480010	CARES	2020	EN	756000528	756000528	CDBG-CV	Y	\$408.48
6557165	1	18	7482	10/22/2021	Completed	10/27/2021	10/26/2021	B20MW480010	CARES	2020	EN	756000528	756000528	CDBG-CV	Y	\$6,514.38
6557166	1	18	7478	10/22/2021	Completed	10/27/2021	10/26/2021	B20MW480010	CARES	2020	EN	756000528	756000528	CDBG-CV	Y	\$3,102.55
6557167	1	18	7478	10/22/2021	Completed	10/27/2021	10/26/2021	B20MW480010	CARES	2020	EN	756000528	756000528	CDBG-CV	Y	\$694.04
6557169	1	18	7478	10/22/2021	Completed	10/27/2021	10/26/2021	B20MW480010	CARES	2020	EN	756000528	756000528	CDBG-CV	Y	\$376.91
6557171	1	18	7478	10/22/2021	Completed	10/27/2021	10/26/2021	B20MW480010	CARES	2020	EN	756000528	756000528	CDBG-CV	Y	\$305.96
6557173	1	18	7478	10/22/2021	Completed	10/27/2021	10/26/2021	B20MW480010	CARES	2020	EN	756000528	756000528	CDBG-CV	Y	\$265.95
6557179	1	19	7480	10/22/2021	Completed	10/27/2021	10/26/2021	B20MW480010	CARES	2020	EN	756000528	756000528	CDBG-CV	Y	\$20,341.37
6557187	1	19	7480	10/22/2021	Completed	10/27/2021	10/26/2021	B20MW480010	CARES	2020	EN	756000528	756000528	CDBG-CV	Y	\$5,253.14
6557215	1	7	7538	10/22/2021	Completed	10/27/2021	10/26/2021	B20MC480010		2020	EN	756000528	756000528	CDBG	Y	\$8,932.42
6557217	1	7	7538	10/22/2021	Completed	10/27/2021	10/26/2021	B20MC480010		2020	EN	756000528	756000528	CDBG	Y	\$20,029.81
6557220	1	7	7538	10/22/2021	Completed	10/27/2021	10/26/2021	B20MC480010		2020	EN	756000528	756000528	CDBG	Y	\$8,734.17
6557224	1	7	7474	10/22/2021	Completed	10/27/2021	10/26/2021	B20MW480010	CARES	2020	EN	756000528	756000528	CDBG-CV	Y	\$2,675.34
6557377	1	8	7583	10/22/2021	Completed	10/27/2021	10/26/2021	B20MW480010	CARES	2020	EN	756000528	756000528	CDBG-CV	Y	\$7,617.39
6557378	1	8	7583	10/22/2021	Completed	10/27/2021	10/26/2021	B20MW480010	CARES	2020	EN	756000528	756000528	CDBG-CV	Y	\$13,096.91
6557380	1	9	7584	10/22/2021	Completed	10/27/2021	10/26/2021	B20MW480010	CARES	2020	EN	756000528	756000528	CDBG-CV	Y	\$4,621.77
6557382	1	9	7591	10/22/2021	Completed	10/27/2021	10/26/2021	B20MW480010	CARES	2020	EN	756000528	756000528	CDBG-CV	Y	\$4,172.00
6557388	1	9	7591	10/22/2021	Completed	10/27/2021	10/26/2021	B20MW480010	CARES	2020	EN	756000528	756000528	CDBG-CV	Y	\$7,675.25

PR07 - Drawdown Report by Voucher Number - Vouchers Submitted to Loccs

Voucher Number	Line Item	IDIS Project ID	IDIS Act ID	Voucher Created	Voucher Status	Status Date	LOCCS Send Date	Grant Number	CARES Act	Grant Year	Fund Type	Recipient TIN	Payee TIN	Program	PY	Drawn Amount
6557399	1	13	7493	10/22/2021	Completed	10/26/2021	10/25/2021	E20MW480010	CARES	2020	EN	756000528	756000528	HESG-CV		\$23,886.05
6557403	1	13	7493	10/22/2021	Completed	10/26/2021	10/25/2021	E20MW480010	CARES	2020	EN	756000528	756000528	HESG-CV		\$4,188.38
6557404	1	13	7493	10/22/2021	Completed	10/26/2021	10/25/2021	E20MW480010	CARES	2020	EN	756000528	756000528	HESG-CV		\$21,848.90
6557407	1	13	7496	10/22/2021	Completed	10/26/2021	10/25/2021	E20MW480010	CARES	2020	EN	756000528	756000528	HESG-CV		\$4,422.04
6557409	1	13	7580	10/22/2021	Completed	10/26/2021	10/25/2021	E20MW480010	CARES	2020	EN	756000528	756000528	HESG-CV		\$15,362.84
6557411	1	13	7580	10/22/2021	Completed	10/26/2021	10/25/2021	E20MW480010	CARES	2020	EN	756000528	756000528	HESG-CV		\$16,062.43
6557413	1	13	7580	10/22/2021	Completed	10/26/2021	10/25/2021	E20MW480010	CARES	2020	EN	756000528	756000528	HESG-CV		\$11,076.07
6557416	1	13	7496	10/22/2021	Completed	10/26/2021	10/25/2021	E20MW480010	CARES	2020	EN	756000528	756000528	HESG-CV		\$12,476.11
6557418	1	13	7493	10/22/2021	Completed	10/26/2021	10/25/2021	E20MW480010	CARES	2020	EN	756000528	756000528	HESG-CV		\$20,404.25
6557425	1	13	7493	10/22/2021	Completed	10/26/2021	10/25/2021	E20MC480010		2020	EN	756000528	756000528	HESG		\$4,173.30
6557426	1	13	7493	10/22/2021	Completed	10/26/2021	10/25/2021	E20MC480010		2020	EN	756000528	756000528	HESG		\$4,642.24
6557429	1	13	7493	10/22/2021	Completed	10/26/2021	10/25/2021	E20MC480010		2020	EN	756000528	756000528	HESG		\$4,503.46
6559932	1	24	7161	10/29/2021	Completed	11/11/2021	11/10/2021	B17MC480010		2017	EN	756000528	756000528	CDBG	Y	\$48,826.46
6560801	1	7	7616	11/1/2021	Completed	11/03/2021	11/2/2021	M20MC480204		2020	EN	756000528	756000528	HOME		\$14,999.00
6560803	1	7	7625	11/1/2021	Completed	11/03/2021	11/2/2021	M20MC480204		2020	EN	756000528	756000528	HOME		\$14,999.00
6560805	1	7	7617	11/1/2021	Completed	11/03/2021	11/2/2021	M19MC480204		2019	EN	756000528	756000528	HOME		\$14,999.00
6561158	1	1	7548	11/2/2021	Completed	11/03/2021	11/2/2021	M20MC480204		2020	AD	756000528	756000528	HOME		\$17,337.35
	2	1	7548	11/2/2021	Completed	11/03/2021	11/2/2021	M20MC480204		2020	PA	756000528	756000528	HOME		\$303.52
6563852	1	7	7618	11/9/2021	Completed	11/11/2021	11/10/2021	M20MC480204		2020	EN	756000528	756000528	HOME		\$14,999.00
6563853	1	7	7627	11/9/2021	Completed	11/11/2021	11/10/2021	M20MC480204		2020	EN	756000528	756000528	HOME		\$14,999.00
6563854	1	7	7619	11/9/2021	Completed	11/11/2021	11/10/2021	M20MC480204		2020	EN	756000528	756000528	HOME		\$20,000.00
6566178	1	7	7621	11/16/2021	Completed	11/19/2021	11/18/2021	M20MC480204		2020	EN	756000528	756000528	HOME		\$14,999.00
6566179	1	1	7548	11/16/2021	Completed	11/19/2021	11/18/2021	M20MC480204		2020	AD	756000528	756000528	HOME		\$15,981.61
6566720	1	1	7548	11/18/2021	Completed	11/19/2021	11/18/2021	M20MC480204		2020	AD	756000528	756000528	HOME		\$15,578.16
6566722	1	7	7628	11/18/2021	Completed	11/19/2021	11/18/2021	M20MC480204		2020	EN	756000528	756000528	HOME		\$14,999.00
6566723	1	7	7624	11/18/2021	Completed	11/19/2021	11/18/2021	M20MC480204		2020	EN	756000528	756000528	HOME		\$14,999.00
6567331	1	1	7522	11/19/2021	Completed	11/20/2021	11/19/2021	B20MC480010		2020	AD	756000528	756000528	CDBG	Y	\$6,484.96
6567336	1	1	7523	11/19/2021	Completed	11/20/2021	11/19/2021	B20MC480010		2020	AD	756000528	756000528	CDBG	Y	\$3,593.30

PR07 - Drawdown Report by Voucher Number - Vouchers Submitted to Loccs

Voucher Number	Line Item	IDIS Project ID	IDIS Act ID	Voucher Created	Voucher Status	Status Date	LOCCS Send Date	Grant Number	CARES Act	Grant Year	Fund Type	Recipient TIN	Payee TIN	Program	PY	Drawn Amount
6567337	1	1	7524	11/19/2021	Completed	11/20/2021	11/19/2021	B20MC480010		2020	AD	756000528	756000528	CDBG	Y	\$28,464.94
6567340	1	1	7525	11/19/2021	Completed	11/20/2021	11/19/2021	B20MC480010		2020	AD	756000528	756000528	CDBG	Y	\$42,447.42
6567341	1	2	7527	11/19/2021	Completed	11/20/2021	11/19/2021	B20MC480010		2020	EN	756000528	756000528	CDBG	Y	\$9,827.30
6567342	1	2	7528	11/19/2021	Completed	11/20/2021	11/19/2021	B20MC480010		2020	EN	756000528	756000528	CDBG	Y	\$39,851.23
6567346	1	25	7492	11/19/2021	Completed	11/20/2021	11/19/2021	B20MW480010	CARES	2020	AD	756000528	756000528	CDBG-CV	Y	\$6,723.56
6567350	1	1	7573	11/19/2021	Completed	11/20/2021	11/19/2021	B20MW480010	CARES	2020	AD	756000528	756000528	CDBG-CV	Y	\$20,928.70
6567352	1	13	7495	11/19/2021	Completed	11/20/2021	11/19/2021	E20MW480010	CARES	2020	AD	756000528	756000528	HESG-CV		\$3,537.88
6567357	1	13	7495	11/19/2021	Completed	11/20/2021	11/19/2021	E20MW480010	CARES	2020	AD	756000528	756000528	HESG-CV		\$4,174.49
6567360	1	18	7494	11/19/2021	Completed	11/20/2021	11/19/2021	TXH20FW002	CARES	2020	AD	756000528	756000528	HOPWA-CV		\$274.19
6567722	1	8	7540	11/19/2021	Completed	11/23/2021	11/22/2021	B20MC480010		2020	EN	756000528	756000528	CDBG	Y	\$4,828.08
6567725	1	8	7588	11/19/2021	Completed	11/23/2021	11/22/2021	B20MW480010	CARES	2020	EN	756000528	756000528	CDBG-CV	Y	\$20,847.75
6567726	1	20	7597	11/19/2021	Completed	11/23/2021	11/22/2021	B20MW480010	CARES	2020	EN	756000528	756000528	CDBG-CV	Y	\$3,469.95
6567727	1	20	7597	11/19/2021	Completed	11/23/2021	11/22/2021	B20MW480010	CARES	2020	EN	756000528	756000528	CDBG-CV	Y	\$6,074.65
6567729	1	20	7597	11/19/2021	Completed	11/23/2021	11/22/2021	B20MW480010	CARES	2020	EN	756000528	756000528	CDBG-CV	Y	\$3,879.72
6567730	1	20	7597	11/19/2021	Completed	11/23/2021	11/22/2021	B20MW480010	CARES	2020	EN	756000528	756000528	CDBG-CV	Y	\$952.61
6567732	1	18	7595	11/19/2021	Completed	11/23/2021	11/22/2021	B20MW480010	CARES	2020	EN	756000528	756000528	CDBG-CV	Y	\$11,196.66
6567733	1	18	7595	11/19/2021	Completed	11/23/2021	11/22/2021	B20MW480010	CARES	2020	EN	756000528	756000528	CDBG-CV	Y	\$9,131.32
6567734	1	18	7595	11/19/2021	Completed	11/23/2021	11/22/2021	B20MW480010	CARES	2020	EN	756000528	756000528	CDBG-CV	Y	\$8,521.20
6567735	1	18	7595	11/19/2021	Completed	11/23/2021	11/22/2021	B20MW480010	CARES	2020	EN	756000528	756000528	CDBG-CV	Y	\$7,513.08
6567736	1	20	7597	11/19/2021	Completed	11/23/2021	11/22/2021	B20MW480010	CARES	2020	EN	756000528	756000528	CDBG-CV	Y	\$241.45
6567925	1	9	7591	11/22/2021	Completed	11/23/2021	11/22/2021	B20MW480010	CARES	2020	EN	756000528	756000528	CDBG-CV	Y	\$2,100.00

PR07 - Drawdown Report by Voucher Number - Vouchers Submitted to Loccs

Voucher Number	Line Item	IDIS Project ID	IDIS Act ID	Voucher Created	Voucher Status	Status Date	LOCCS Send Date	Grant Number	CARES Act	Grant Year	Fund Type	Recipient TIN	Payee TIN	Program	PY	Drawn Amount
6567927	1	8	7583	11/22/2021	Completed	11/23/2021	11/22/2021	B20MW480010	CARES	2020	EN	756000528	756000528	CDBG-CV	Y	\$6,955.41
6567929	1	20	7597	11/22/2021	Completed	11/23/2021	11/22/2021	B20MW480010	CARES	2020	EN	756000528	756000528	CDBG-CV	Y	\$2,353.17
6567930	1	20	7477	11/22/2021	Completed	11/23/2021	11/22/2021	B20MW480010	CARES	2020	EN	756000528	756000528	CDBG-CV	Y	\$17,651.08
6567931	1	20	7487	11/22/2021	Completed	11/23/2021	11/22/2021	B20MW480010	CARES	2020	EN	756000528	756000528	CDBG-CV	Y	\$34,535.83
6567932	1	20	7487	11/22/2021	Completed	11/23/2021	11/22/2021	B20MW480010	CARES	2020	EN	756000528	756000528	CDBG-CV	Y	\$3,073.27
6567934	1	18	7489	11/22/2021	Completed	11/23/2021	11/22/2021	B20MW480010	CARES	2020	EN	756000528	756000528	CDBG-CV	Y	\$22,348.00
6567938	1	18	7478	11/22/2021	Completed	11/23/2021	11/22/2021	B20MW480010	CARES	2020	EN	756000528	756000528	CDBG-CV	Y	\$29,601.44
6567939	1	18	7478	11/22/2021	Completed	11/23/2021	11/22/2021	B20MW480010	CARES	2020	EN	756000528	756000528	CDBG-CV	Y	\$3,863.13
6567940	1	18	7482	11/22/2021	Completed	11/23/2021	11/22/2021	B20MW480010	CARES	2020	EN	756000528	756000528	CDBG-CV	Y	\$6,419.23
6567941	1	7	7538	11/22/2021	Completed	11/23/2021	11/22/2021	B20MC480010		2020	EN	756000528	756000528	CDBG	Y	\$7,720.85
6567942	1	7	7538	11/22/2021	Completed	11/23/2021	11/22/2021	B20MC480010		2020	EN	756000528	756000528	CDBG	Y	\$8,017.36
6567944	1	7	7538	11/22/2021	Completed	11/23/2021	11/22/2021	B20MC480010		2020	EN	756000528	756000528	CDBG	Y	\$8,234.42
6567945	1	7	7538	11/22/2021	Completed	11/23/2021	11/22/2021	B20MC480010		2020	EN	756000528	756000528	CDBG	Y	\$14,045.03
6567949	1	8	7542	11/22/2021	Completed	11/23/2021	11/22/2021	B20MC480010		2020	EN	756000528	756000528	CDBG	Y	\$2,201.89
6567950	1	10	7546	11/22/2021	Completed	11/23/2021	11/22/2021	B20MC480010		2020	EN	756000528	756000528	CDBG	Y	\$5,523.48
6567964	1	8	7539	11/22/2021	Completed	11/23/2021	11/22/2021	B20MC480010		2020	EN	756000528	756000528	CDBG	Y	\$520.00
6567966	1	6	7536	11/22/2021	Completed	11/23/2021	11/22/2021	B20MC480010		2020	EN	756000528	756000528	CDBG	Y	\$4,202.16
6567967	1	6	7536	11/22/2021	Completed	11/23/2021	11/22/2021	B20MC480010		2020	EN	756000528	756000528	CDBG	Y	\$2,902.90
6568454	1	3	7383	11/23/2021	Completed	11/24/2021	11/23/2021	B19MC480010		2019	EN	756000528	756000528	CDBG	Y	\$985.00
6568455	1	3	7581	11/23/2021	Completed	11/24/2021	11/23/2021	B20MW480010	CARES	2020	EN	756000528	756000528	CDBG-CV	Y	\$12,284.96
6568457	1	3	7581	11/23/2021	Completed	11/24/2021	11/23/2021	B20MW480010	CARES	2020	EN	756000528	756000528	CDBG-CV	Y	\$22,408.32
6568460	1	3	7529	11/23/2021	Completed	11/24/2021	11/23/2021	B20MC480010		2020	EN	756000528	756000528	CDBG	Y	\$245,591.06
6568463	1	3	7382	11/23/2021	Completed	11/24/2021	11/23/2021	B19MC480010		2019	EN	756000528	756000528	CDBG	Y	\$11,474.58
6568465	1	3	7382	11/23/2021	Completed	11/24/2021	11/23/2021	B19MC480010		2019	EN	756000528	756000528	CDBG	Y	\$24,044.98
6568468	1	3	7530	11/23/2021	Completed	11/24/2021	11/23/2021	B20MC480010		2020	EN	756000528	756000528	CDBG	Y	\$173,718.68
6568471	1	1	7526	11/23/2021	Completed	11/24/2021	11/23/2021	B20MC480010		2020	AD	756000528	756000528	CDBG	Y	\$32,289.87

PR07 - Drawdown Report by Voucher Number - Vouchers Submitted to Loccs

Voucher Number	Line Item	IDIS Project ID	IDIS Act ID	Voucher Created	Voucher Status	Status Date	LOCCS Send Date	Grant Number	CARES Act	Grant Year	Fund Type	Recipient TIN	Payee TIN	Program	PY	Drawn Amount
6568473	1	5	7533	11/23/2021	Completed	11/24/2021	11/23/2021	B20MC480010		2020	EN	756000528	756000528	CDBG	Y	\$5,967.50
6568475	1	5	7533	11/23/2021	Completed	11/24/2021	11/23/2021	B20MC480010		2020	EN	756000528	756000528	CDBG	Y	\$20,568.00
6568477	1	5	7533	11/23/2021	Completed	11/24/2021	11/23/2021	B20MC480010		2020	EN	756000528	756000528	CDBG	Y	\$13,154.50
TOTAL DRAWS:																\$16,640,088.69

HOME MATCH LOG FY 2020 - 2021

Project Number (1)	Date Project Committed (2)	Project Address (3)	Project Type (4)	HOME Funds Expended (5)	Date HOME \$ Expended (6)	Amount of Match Liability Incurred (7)	Value of Match Contribution (8)	Type of Match (9)	Date Match Recognized (10)	Balance After MATCH Applied
		Balance from L/Y								\$ 1,578,743.27
										\$ 1,578,743.27
										\$ 1,578,743.27
							612,711.19	PV of Yield forgone -Habitat Loan	8/10/2021	\$ 2,191,454.46
							299,000.00	Palladium- Fr. G. Fund	9/28/2021	\$ 2,490,454.46
							21,551.00	HAP-Fr. G. Fund	9/30/2021	\$ 2,512,005.46
7212	06/27/18	Sphinx at Sierra Vista		2,500.00	04/01/21	\$625.00				\$ 2,511,380.46
7354	09/26/19	Columbia II at 3801 W Daniels Dr		25,000.00	08/18/21	\$6,250.00				\$ 2,505,130.46
7355	09/26/19	217 Paradise Street		372.45	12/05/20	\$93.11				\$ 2,505,037.35
7355	09/26/19	217 Paradise Street		3,889.33	12/05/20	\$972.33				\$ 2,504,065.02
7355	09/26/19	217 Paradise Street		2,511.09	02/01/21	\$627.77				\$ 2,503,437.24
7355	09/26/19	217 Paradise Street		3,210.69	02/01/21	\$802.67				\$ 2,502,634.57
7355	09/26/19	217 Paradise Street		19,690.53	02/01/21	\$4,922.63				\$ 2,497,711.94
7355	09/26/19	217 Paradise Street		3,210.69	02/01/21	\$802.67				\$ 2,496,909.27
7356	09/26/19	1003 Baurline Street		4,808.71	11/09/20	\$1,202.18				\$ 2,495,707.09
7356	09/26/19	1003 Baurline Street		10,620.46	04/01/21	\$2,655.12				\$ 2,493,051.97
7356	09/26/19	1003 Baurline Street		22,314.75	04/01/21	\$5,578.69				\$ 2,487,473.29
7356	09/26/19	1003 Baurline Street		10,190.29	11/09/20	\$2,547.57				\$ 2,484,925.71
7357	09/26/19	2612 LaSalle Street		21,561.60	04/07/21	\$5,390.40				\$ 2,479,535.31
7357	09/26/19	2612 LaSalle Street		10,376.31	04/07/21	\$2,594.08				\$ 2,476,941.24
7358	09/26/19	2614 LaSalle Street		22,619.97	02/10/21	\$5,654.99				\$ 2,471,286.24
7358	09/26/19	2614 LaSalle Street		6,795.03	02/10/21	\$1,698.76				\$ 2,469,587.49
7359	09/26/19	2712 LaSalle Street		5,778.63	11/13/20	\$1,444.66				\$ 2,468,142.83
7359	09/26/19	2712 LaSalle Street		11,360.45	04/01/21	\$2,840.11				\$ 2,465,302.72
7359	09/26/19	2712 LaSalle Street		21,404.83	04/01/21	\$5,351.21				\$ 2,459,951.51
7359	09/26/19	2712 LaSalle Street		9,220.37	10/21/20	\$2,305.09				\$ 2,457,646.42
7466	06/27/20	1801 8th Avenue-Everyly Plaza		25,000.00	12/18/20	\$6,250.00				\$ 2,451,396.42
7466	06/27/20	1801 8th Avenue-Everyly Plaza		25,000.00	04/13/21	\$6,250.00				\$ 2,445,146.42
7466	06/27/20	1801 8th Avenue-Everyly Plaza		50,000.00	07/21/21	\$12,500.00				\$ 2,432,646.42
7469	07/14/20	8320 High Garden St		14,999.00	11/06/20	\$3,749.75				\$ 2,428,896.67
7470	07/17/20	1257 Marion Ave		19,500.00	12/09/20	\$4,875.00				\$ 2,424,021.67
7473	07/21/20	1324 Stewart St		20,000.00	11/06/20	\$5,000.00				\$ 2,419,021.67
7497	08/17/20	1035 E MAGNOLIA		14,999.00	10/20/20	\$3,749.75				\$ 2,415,271.92
7499	08/20/20	928 E. Myrtle		20,000.00	11/06/20	\$5,000.00				\$ 2,410,271.92
7502	08/21/20	1005 E Maddox ave		14,999.00	12/09/20	\$3,749.75				\$ 2,406,522.17
7503	09/09/20	1011 E. Magnolia		19,359.00	10/27/20	\$4,839.75				\$ 2,401,682.42
7508	09/16/20	4219 Christine		13,992.00	11/21/20	\$3,498.00				\$ 2,398,184.42
7509	09/16/20	1408 Yorkshire		14,999.00	10/27/20	\$3,749.75				\$ 2,394,434.67
7510	09/22/20	4444 Quail Trail-Apartment		297,000.00	09/29/21	\$74,250.00				\$ 2,320,184.67
7511	09/22/20	9757 Mint Hill Dr		14,999.00	11/21/20	\$3,749.75				\$ 2,316,434.92
7512	09/29/20	929 E. Madox		14,999.00	11/21/20	\$3,749.75				\$ 2,312,685.17
7513	09/30/20	1253 New York Ave		14,999.00	12/05/20	\$3,749.75				\$ 2,308,935.42
7514	10/02/20	2232 Denmark Ln		14,999.00	11/21/20	\$3,749.75				\$ 2,305,185.67
7515	10/05/20	5724 Houghton Ave.		14,999.00	11/21/20	\$3,749.75				\$ 2,301,435.92
7517	10/14/20	5330 Blackmore Ave		14,999.00	12/05/20	\$3,749.75				\$ 2,297,686.17
7519	11/04/20	3520 May St		14,999.00	12/05/20	\$3,749.75				\$ 2,293,936.42
7520	11/20/20	5720 Brahma Tr		14,580.00	01/09/21	\$3,645.00				\$ 2,290,291.42

Project Number (1)	Date Project Committed (2)	Project Address (3)	Project Type (4)	HOME Funds Expended (5)	Date HOME \$ Expended (6)	Amount of Match Liability Incurred (7)	Value of Match Contribution (8)	Type of Match (9)	Date Match Recognized (10)	Balance After MATCH Applied
7521	11/20/20	1462 Creekview Ct		14,999.00	01/09/21	\$3,749.75				\$ 2,286,541.67
7563	01/06/21	1265 New York Ave		1,495.37	02/23/21	\$373.84				\$ 2,286,167.82
7564	01/11/21	1017 E Magnolia Ave		14,999.00	03/06/21	\$3,749.75				\$ 2,282,418.07
7565	01/13/21	1029 E Magnolia		20,000.00	04/01/21	\$5,000.00				\$ 2,277,418.07
7566	01/15/21	2208 Bonnie Brae Ave		14,999.00	04/01/21	\$3,749.75				\$ 2,273,668.32
7567	01/29/21	4933 Stanley Ave		12,950.00	03/12/21	\$3,237.50				\$ 2,270,430.82
7568	02/05/21	4201 5th Ave		14,999.00	03/06/21	\$3,749.75				\$ 2,266,681.07
7569	02/04/21	4225 Wiman Dr		14,533.00	04/01/21	\$3,633.25				\$ 2,263,047.82
7572	03/29/21	5737 Whittlesey Rd		14,999.00	05/15/21	\$3,749.75				\$ 2,259,298.07
7574	05/04/21	5105 Blackmore Ave		14,999.00	06/23/21	\$3,749.75				\$ 2,255,548.32
7575	05/10/21	3825 Ave H		14,999.00	07/23/21	\$3,749.75				\$ 2,251,798.57
7576	05/13/21	5225 Helmick Ave		14,999.00	08/18/21	\$3,749.75				\$ 2,248,048.82
7577	05/17/21	5721 Whittlesey Rd		14,999.00	06/26/21	\$3,749.75				\$ 2,244,299.07
7578	05/19/21	1013 E MAGNOLIA		14,999.00	05/27/21	\$3,749.75				\$ 2,240,549.32
7598	05/19/21	1013 E MAGNOLIA		1,000.00	09/29/21	\$250.00				\$ 2,240,299.32
7599	06/18/21	5213 Helmick Ave		14,999.00	07/30/21	\$3,749.75				\$ 2,236,549.57
7600	06/22/21	1416 New York Ave		20,000.00	08/18/21	\$5,000.00				\$ 2,231,549.57
7601	06/25/21	5221 Helmick Ave		20,000.00	08/18/21	\$5,000.00				\$ 2,226,549.57
7604	07/13/21	3634 Chenault Dr		14,999.00	08/18/21	\$3,749.75				\$ 2,222,799.82
7605	07/23/21	604 S. Oakland Blvd.		11,622.00	08/18/21	\$2,905.50				\$ 2,219,894.32
7607	08/03/21	5131 Blackmore Ave		20,000.00	09/29/21	\$5,000.00				\$ 2,214,894.32
7612	08/05/21	5110 Blackmore Ave		1,000.00	09/29/21	\$250.00				\$ 2,214,644.32
7613	08/10/21	5128 Blackmore Ave		7,447.00	09/28/21	\$1,861.75				\$ 2,212,782.57
7614	08/11/21	3301 Green Ridge St		14,999.00	09/29/21	\$3,749.75				\$ 2,209,032.82
						\$0.00				\$ 2,209,032.82
		Subtotal		\$1,211,890.55		\$ 302,972.64	\$ 933,262.19			
		Balance Forward		\$ -		\$ -	\$ 1,578,743.27			
		Total		\$ 1,211,890.55		\$ 302,972.64	\$ 2,512,005.46			
Balance as of 10/01/21							\$ 2,209,032.82			



CITY OF FORT WORTH
NEIGHBORHOOD SERVICES DEPARTMENT

NOTICE OF PUBLIC HEARING

AND
NOTICE OF PUBLIC COMMENT PERIOD

REGARDING THE

**2019-2020 CONSOLIDATED ANNUAL PERFORMANCE AND
EVALUATION REPORT (CAPER)**

**FOR USE OF FEDERAL FUNDS UNDER THE FOLLOWING
PROGRAMS:**

**COMMUNITY DEVELOPMENT BLOCK GRANT (CDBG)
HOME INVESTMENT PARTNERSHIPS (HOME) EMERGENCY
SOLUTIONS GRANT (ESG)
HOUSING OPPORTUNITIES FOR PERSONS
WITH AIDS (HOPWA)**

Publication Date: December 1, 2021

Public Hearing Date: December 8, 2020 Public

Comment Period: December 1, 2021 through
December 15, 2021

Each year the City of Fort Worth receives federal grant funds from the U.S. Department of Housing and Urban Development (HUD) to promote affordable housing, suitable living environments, and to expand economic opportunities for persons with low and moderate incomes. The City reports on the use of these funds through the annual submission of the Consolidated Annual Performance and Evaluation Report (CAPER). This Report's primary purpose is to inform the citizens of Fort Worth and HUD where and how federal dollars are being spent, by whom, and how the citizens are served with these funds.

In accordance with federal regulations at 24 CFR 91, the City of Fort Worth will be soliciting comments and public review of the 2019-2020 CAPER, covering investment and expenditure of CDBG, HOME, ESG and HOPWA funds for the period from October 1, 2020 to September 30, 2021. A description of each activity, along with the accomplishments achieved, will be provided in the CAPER. The Fort Worth Community Development Council will conduct a public hearing on the CAPER on Wednesday, December 8, 2021 6:30 pm at City Hall, Council Conference Room 2020: 200 Texas Street, Fort Worth, TX 76102 to solicit public comment on this Report prior to its submission to HUD. This hearing is proposed to be held at 6:30 p.m. Beginning November 30, 2021, the draft CAPER will be available on the City's website at <http://www.fortworthtexas.gov/neighborhoods/grants/>. Copies will also be available for public review at the following locations:

Neighborhood Services Department
City Hall Annex, 3rd Floor
908 Monroe Street
Fort Worth, Texas 76102

Andrew 'Doc' Session Community Center
201 South Sylvania Avenue
Fort Worth, Texas 76111

Como Community Center
4660 Horne Street
Fort Worth, Texas 76107

Martin Luther King Jr. Community Center
5565 Truman Drive
Fort Worth, Texas 76112

North Tri-Ethnic Community Center
2950 Roosevelt Avenue
Fort Worth, Texas 76106

Northside Community Center
1100 Northwest 18th Street
Fort Worth, Texas 76164

Southside Community Center
959 East Rosedale Street
Fort Worth, Texas 76104

Worth Heights Community Center
3551 New York Avenue
Fort Worth, Texas 76110

East Regional Library
6301 Bridge Street
Fort Worth, Texas 76112

Southwest Regional Library
4001 Library Lane
Fort Worth, Texas 76109

A fifteen-day public review and comment period will commence on Wednesday, December 1, 2021. All comments must be received no later than 5:00 pm on Wednesday, December 15, 2021. To submit comments or request additional information, please contact Sharon A. Burkley, Senior Planner, City of Fort Worth Neighborhood Services Department, 908 Monroe Street, Fort Worth, Texas 76102, or call Ms. Burkley at (817) 392-5785 or email at Sharon.Burkley@fortworthtexas.gov. Written comments may also be faxed to Ms. Burkley at (817) 392-7328.

Ayuda en español: para que le interpreten el anuncio en español, llame al (817) 392-2660.

CIUDAD DE FORT WORTH DEPARTAMENTO DE SERVICIOS
PARA VECINDAD

AVISO DE AUDICIÓN PÚBLICA

y

**ANUNCIO DE PERÍODO DE COMENTARIO PÚBLICO
CON RESPECTO AL**

**2019-2020 INFORME CONSOLIDADO DE EVALUACIÓN Y
RENDIMIENTO ANUAL (CAPER por sus siglas en inglés)**

**PARA EL USO DE FONDOS FEDERALES BAJO LOS
SIGUIENTES PROGRAMAS:**

**SUBVENCIÓN EN BLOQUE PARA EL DESARROLLO
COMUNITARIO (CDBG por sus siglas en inglés)
ASOCIACIONES DE INVERSIÓN DE VIVIENDA**

(el programa HOME en inglés)

**SUBVENCIÓN DE SOLUCIONES DE EMERGENCIA
(ESG por sus siglas en inglés)**

**OPORTUNIDADES DE VIVIENDA PARA PERSONAS CON SIDA
(HOPWA por sus siglas en inglés)**

Fecha de Publicación: 29 de diciembre 2021

Fecha de Audición Pública: 8 de diciembre 2021

Período de Comentario Público: 1 de diciembre 2021
hasta el 15 de diciembre 2021

Cada año la Ciudad de Fort Worth recibe fondos federales del Departamento de Vivienda y Desarrollo Urbano de EE.UU. (HUD por sus siglas en inglés) para promover el costo de vivienda razonable, ambientes convenientes de vida y para promover oportunidades económicas para personas con ingresos bajos y moderados. La Ciudad quiere informarle sobre el uso de estos fondos por medio de una sumisión anual del Informe Consolidado de Evaluación y Rendimiento Anual (CAPER por sus siglas en inglés). El propósito principal del documento es de informar a los ciudadanos de Fort Worth y a HUD en dónde y en qué se gastaron los dólares federales, y cómo son servidos los ciudadanos con estos fondos.

De acuerdo con Los Códigos de Reglamentos Federales en 24 CFR 91, la Ciudad de Fort Worth estará solicitando comentarios sobre el Informe CAPER 2019-2020, el cual cubre gastos sobre los programas de CDBG, HOME, ESG y fondos de HOPWA sobre el período del 1 de octubre 2020 hasta 30 de septiembre 2021. Una descripción de cada actividad, junto con los logros, será proporcionada en el Informe CAPER. El Concilio de Desarrollo Comunitario (CDC por sus siglas en inglés) de Fort Worth realizará una audición pública sobre el Informe CAPER el 8 de diciembre 2021, antes de entregar este informe a HUD. Esta audición se llevará a cabo a las 6:30 de la tarde, miércoles 8 de diciembre 2021, a las 6:30 p.m. en la siguiente localización: Ayuntamiento de La Ciudad de Fort Worth - Salón del Concejo Municipal - salón número 2020 - 200 Texas Street, Fort Worth, TX 76102. A partir del 30 de noviembre 2021, la versión preliminar del CAPER estará disponible en el sitio Web de la Ciudad en <http://www.fortworthtexas.gov/neighborhoods/grants/>. Copias también estarán disponibles para examen público en las siguientes ubicaciones municipales:

Neighborhood Services Department
City Hall Annex, 3rd Floor
908 Monroe Street
Fort Worth, Texas 76102

Andrew 'Doc' Session Community Center
201 South Sylvania Avenue
Fort Worth, Texas 76111

Como Community Center 4660
Horne Street
Fort Worth, Texas 76107

Martin Luther King Jr. Community Center
5565 Truman Drive
Fort Worth, Texas 76112

North Tri-Ethnic Community Center
2950 Roosevelt Avenue Fort
Worth, Texas 76106

Northside Community Center 1100
Northwest 18th Street
Fort Worth, Texas 76164

Southside Community Center
959 East Rosedale Street Fort
Worth, Texas 76104

Worth Heights Community Center
3551 New York Avenue Fort
Worth, Texas 76110

East Regional Library
6301 Bridge Street
Fort Worth, Texas 76112

Southwest Regional Library
4001 Library Lane
Fort Worth, Texas 76109

Los períodos de revisión pública y comentario de quince días comenzarán el miércoles, 1 de diciembre 2021. Todos los comentarios se deben recibir no más tarde que las 5:00 P.M. el miércoles, 15 de diciembre 2021. Para someter comentarios, solicitar información adicional, o pedir una copia, escriba por favor a Sharon A. Burkley, Planificador Senior, City of Fort Worth Neighborhood Services Department, 908 Monroe Street, Fort Worth, Texas 76102. Llame a Sharon A. Burkley al (817) 392-5785 o por correo electrónico a Sharon.Burkley@fortworthtexas.gov. Comentarios por escrito se pueden enviar por fax al (817) 392-7328.

Ayuda en español: para más información en español, llame al (817) 392-2660.