



# 2026 Bond Special Called Work Session

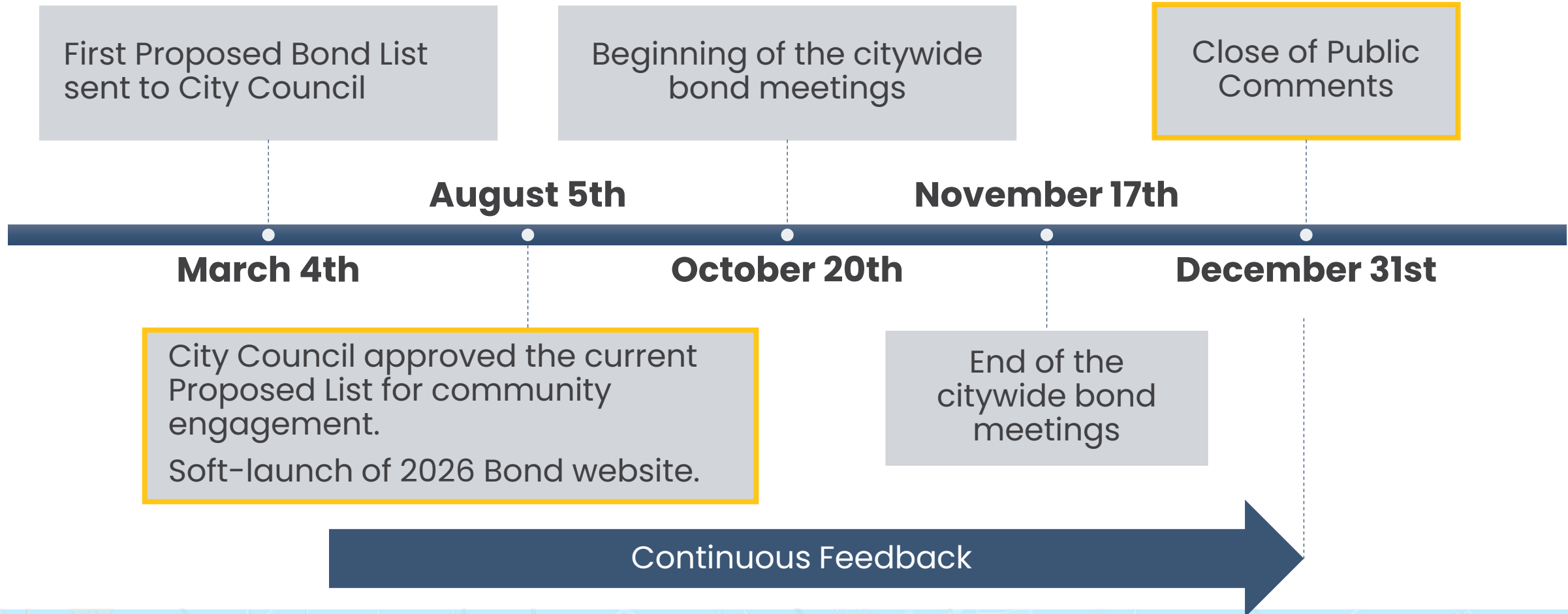
January 13, 2026

# Agenda

- **Engagement Numbers**
- **Demographics in BalancingAct**
- **Submitted Comments by Proposition**
- **Data Insight from BalancingAct Submissions**
- **Council Feedback**

# Engagement Numbers

# 2025 Timeline Recap



# Engagement Methods

## Online Webpages

- Inform the public and connect them to future engagement opportunities.
- Created an interactive ArcGIS Storymap to help inform and give details on specific projects within each community. Pushed the public to utilize the BalancingAct tool.

## District Meetings

- Hybrid meetings at each council district to inform the public and get them engaged.

## Submitted Comments to Staff

- Public provided direct feedback to city staff on projects they care about.

## BalancingAct

- Interactive budget tool to allow the public to create their own custom Bond Program.
- Data helps staff determine what propositions or individual projects that the public cared about.

# Quick Engagement Numbers

 18,220 Website Views (ConnectFW, Balancing Act, StoryMap, City Webpage)

 260 Resident Attendees In-Person Across 11 District Meetings

 1,109 YouTube Views; 13,758 YouTube Impressions

 177 BalancingAct Submissions

 329 Submitted Comments (141 In-Person + Email; 188 Balancing Act)

## Welcome to Balancing Act!



We're excited to introduce this interactive experience that gives you the opportunity to explore how our City's finances work, understand the trade-offs involved in budgeting, and share your vision for a happier, healthier community.



### Learn & Explore

Dive into the details of how public funds are allocated and gain a clearer understanding of the tough decisions that go into balancing priorities like public safety, education, infrastructure, and more.

### Make the Tough Choices

Our simulation lets you see the impact of your decisions in real-time. How will you balance investing in new programs while maintaining essential services?

### Have Your Say

Submit your own budget proposal to share your priorities and ideas for how we can best allocate resources to meet the needs of our growing and vibrant community.

Together, we can work toward a future that reflects the shared values and aspirations of all residents. **Ready to get started?**

[Help & Tips](#)

☐ Don't show this again

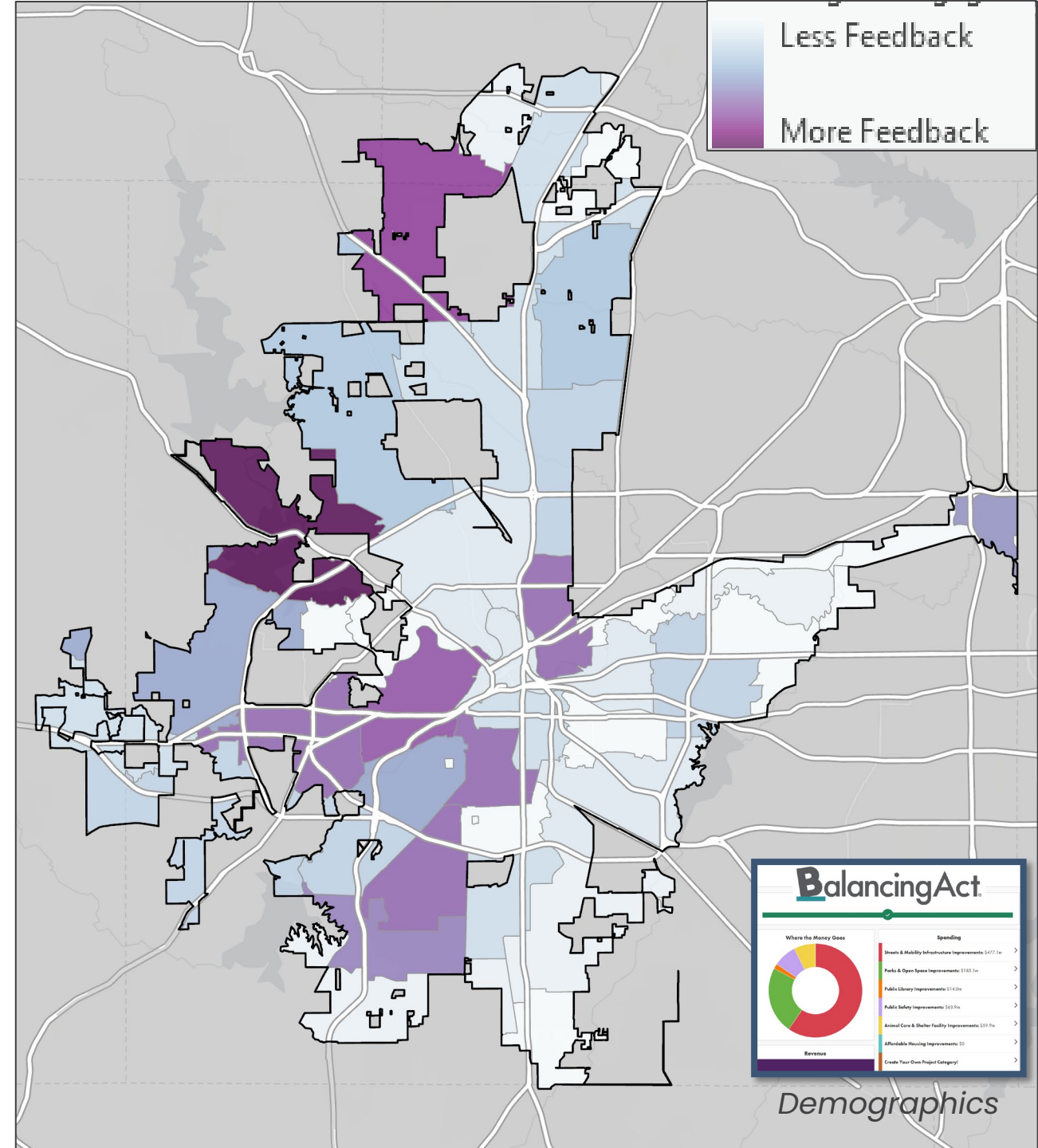
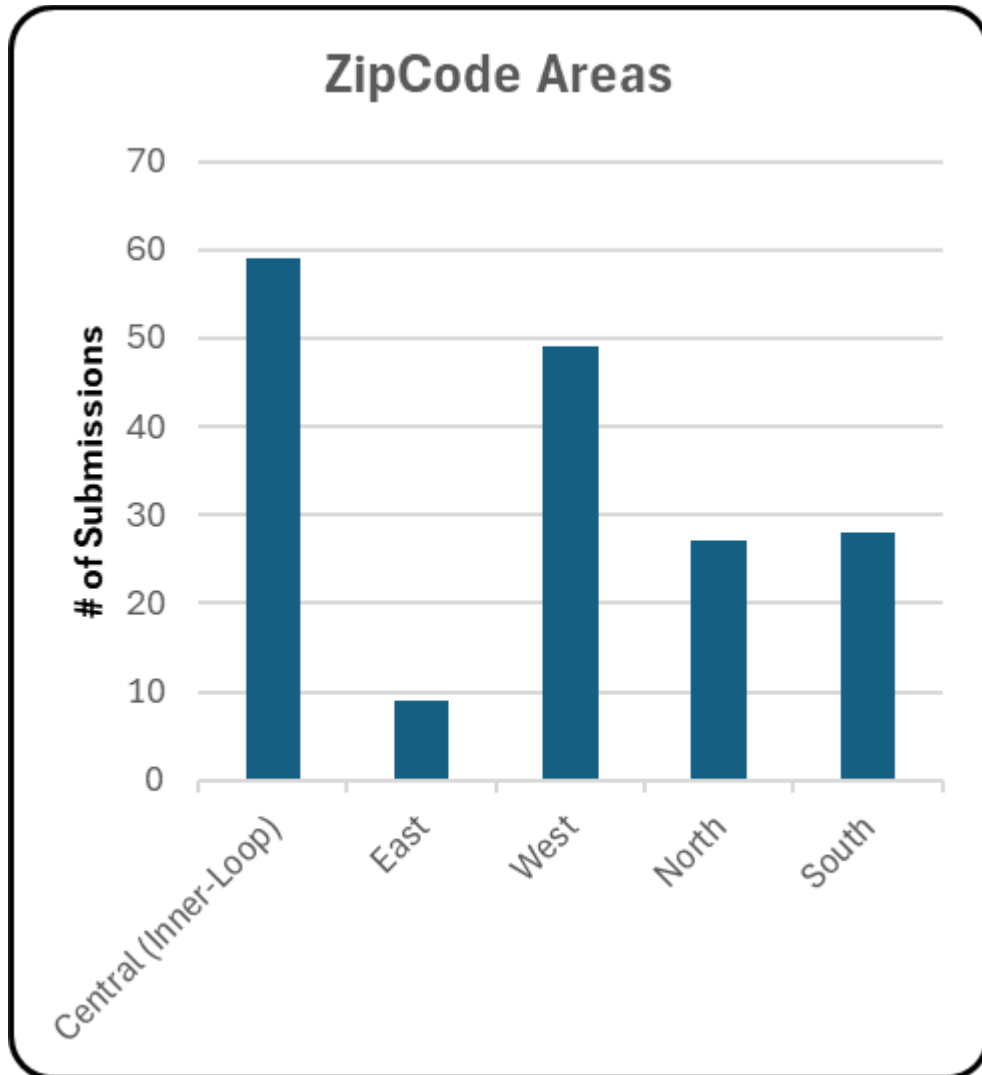
[Continue](#)

# Demographics in Balancing Act

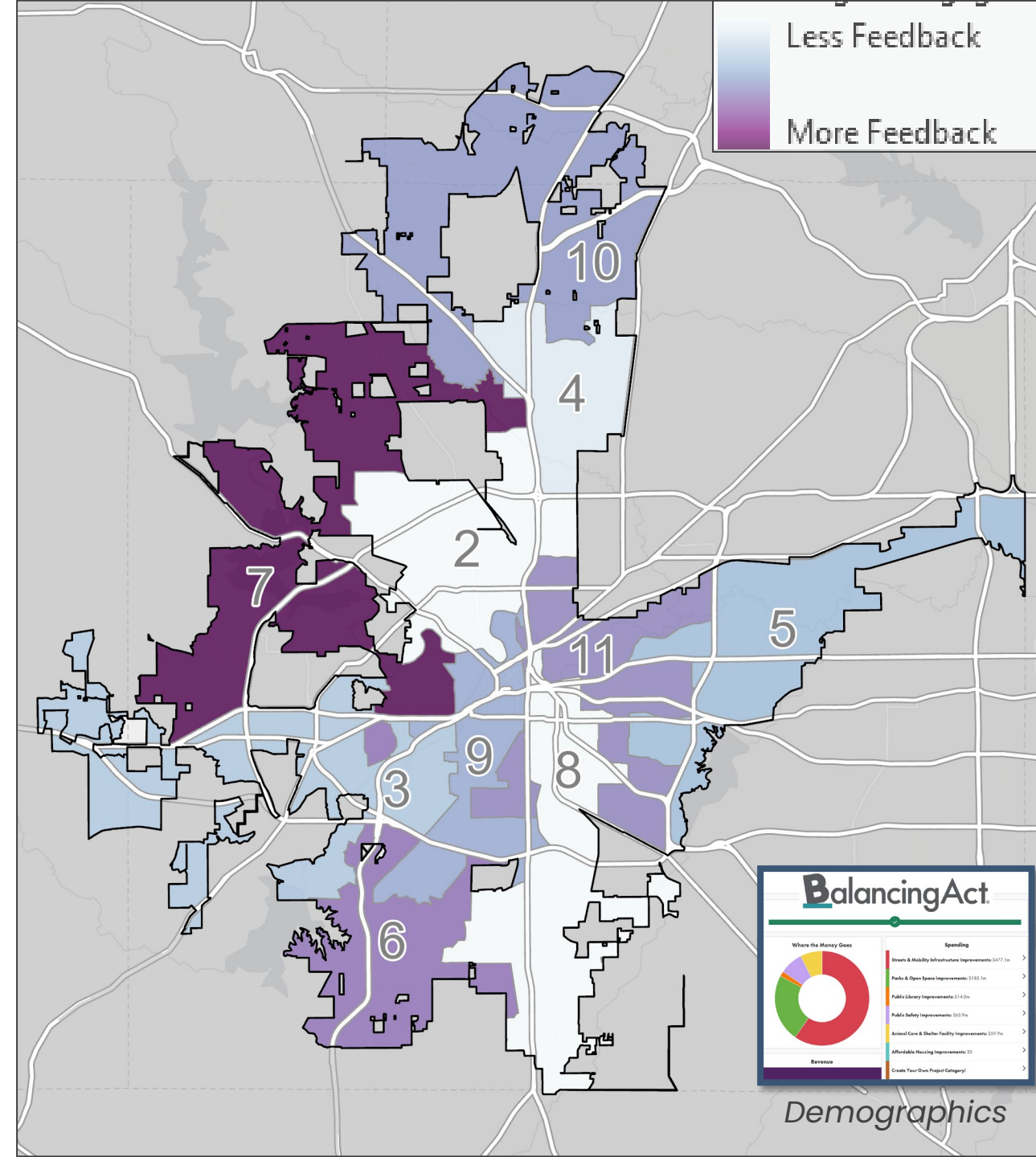
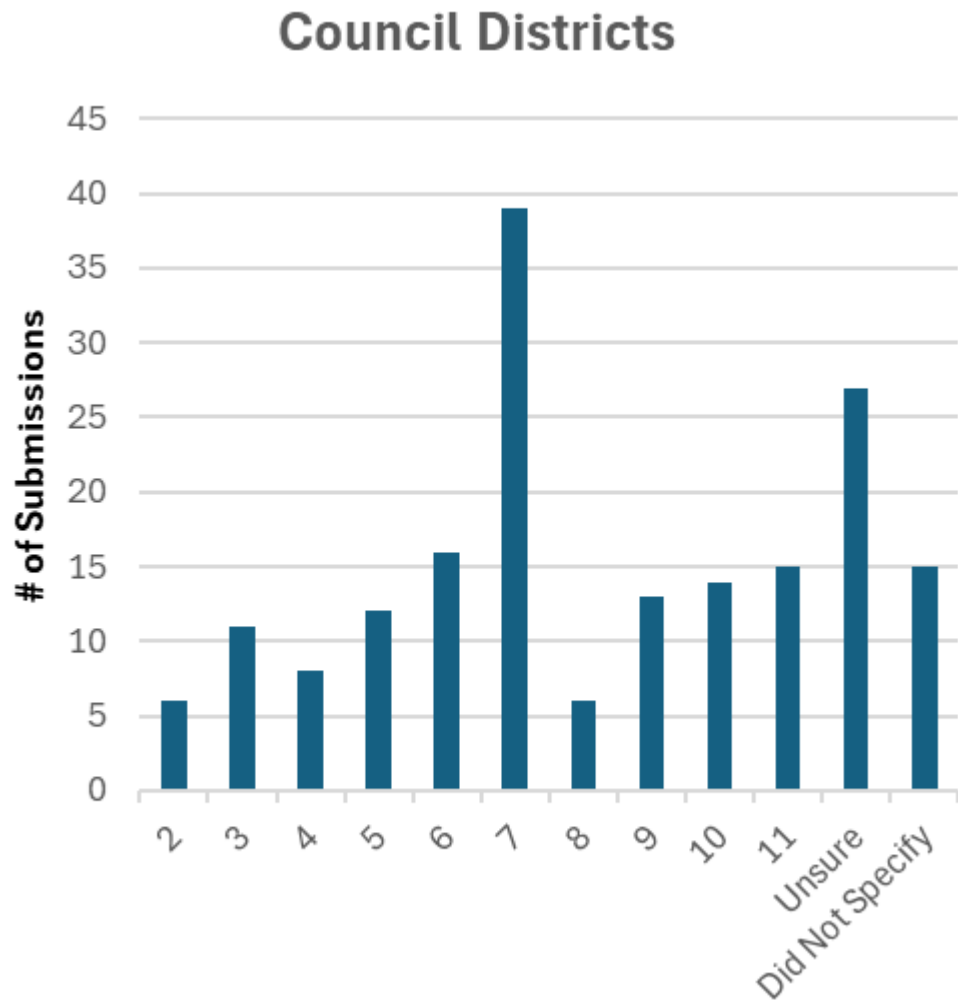
*177 Submissions*



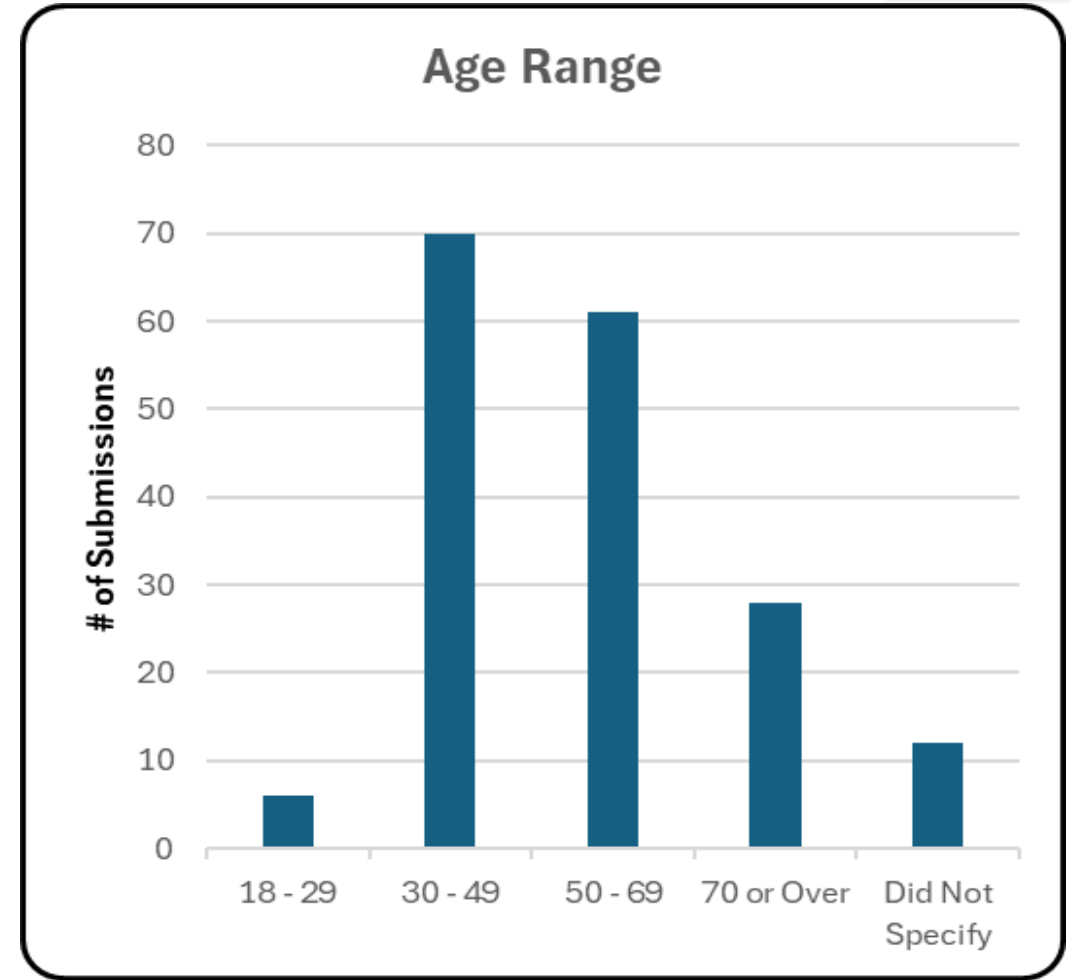
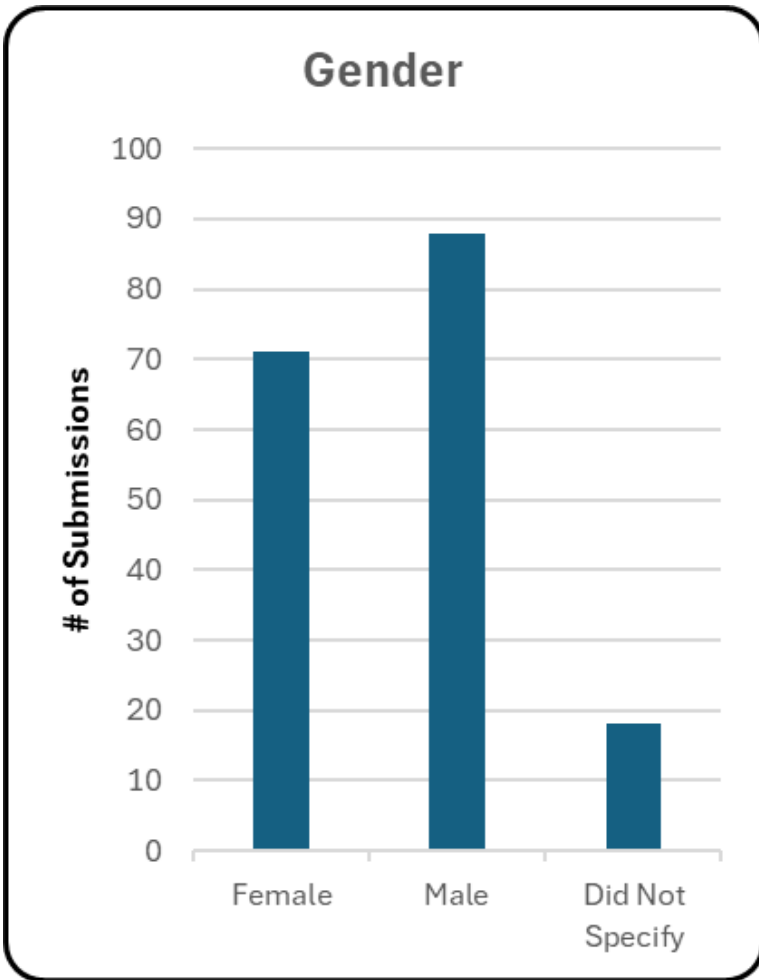
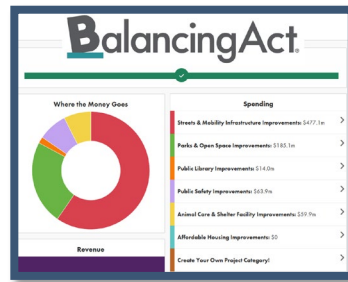
# Engagement by Zip Code



# Engagement by District



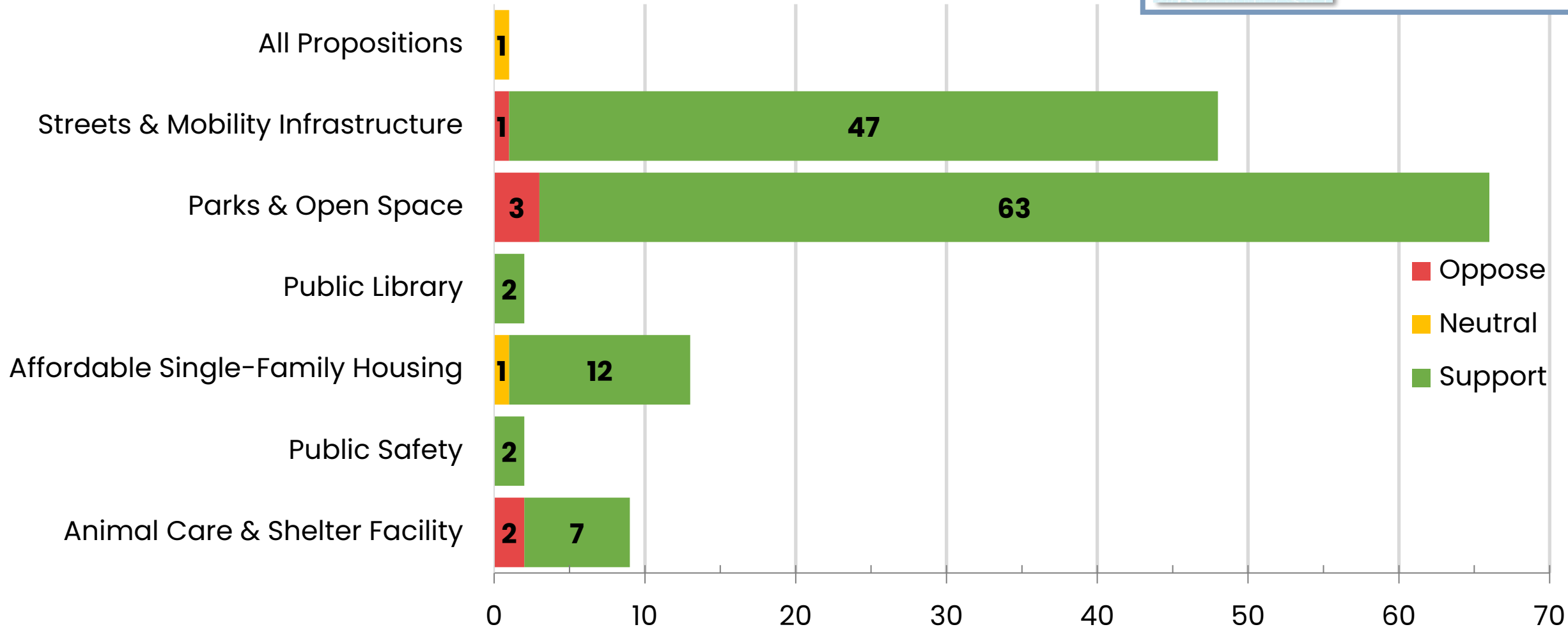
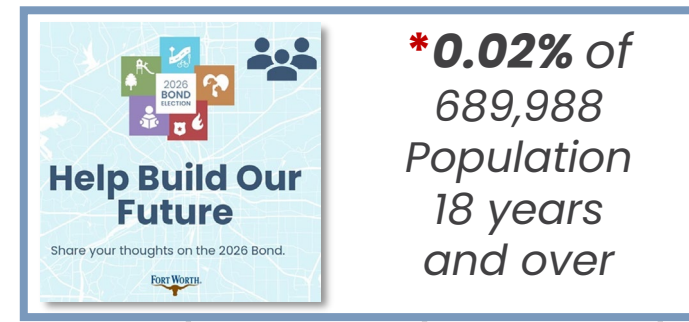
# Other Demographics



# Submitted Comments

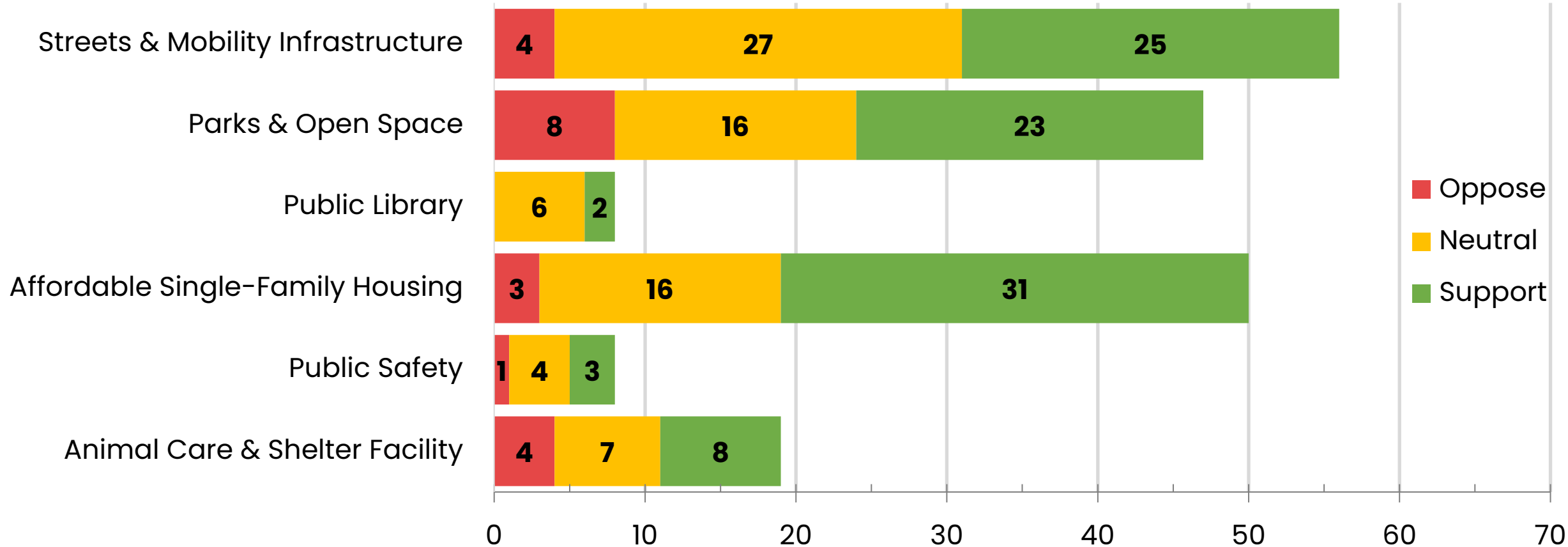
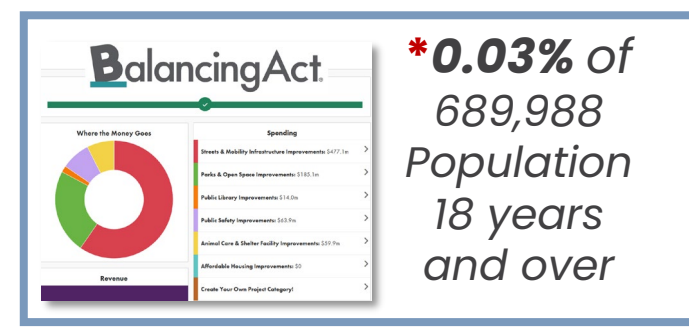
# Responses by Proposition

**141\*** Total Comments from Emails & Bond Meetings



# Responses by Proposition

188\* Total Comments from BalancingAct Submissions



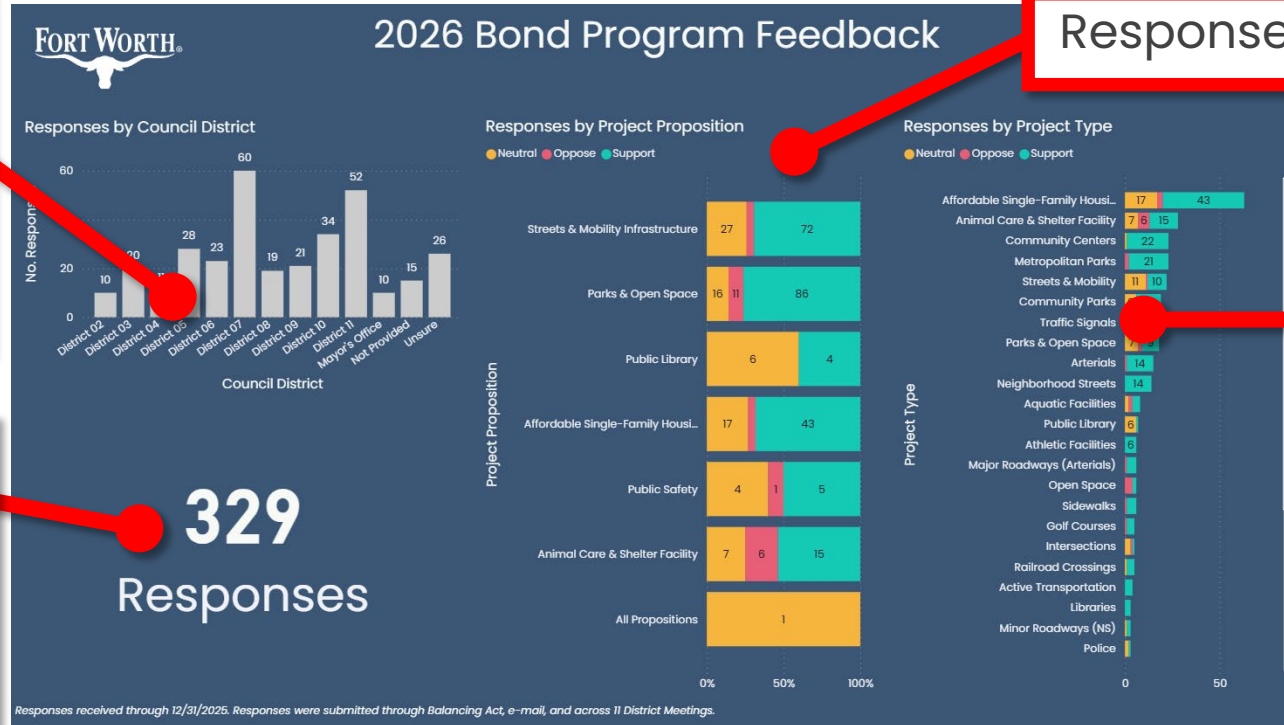


# Online Dashboard

## 2026 Bond Program Feedback

Select by District to highlight responses by bond proposition and project type

Dynamic Counter will auto-populate based on selected bar chart



Response by Project Proposition

Response by Project Type

Examples  
*Community Parks*  
*Traffic Signals*  
*Open Space*  
*Arterials*  
*Affordable Housing*

# Online Dashboard

## 2026 Bond Program Feedback

### Drop Down to Filter By

- *Council District*
- *Resident Provided Priority Level*
- *Project Proposition*
- *New Bond Project Suggestion*

**FORT WORTH** 2026 Bond Program Feedback 329 Responses

Is this a New Bond Project Idea or a Comment on a Listed Bond Project?  Rate your suggested Priority level for the project:  Council District:  Project Proposition:

Project Proposition	What project(s) are you providing feedback on?	Additional Feedback
Affordable Single-Family Housing	Affordable housing	Increase funding
Parks & Open Space	Gateway Park	Increase Affordable Housing to \$10m for HOME OWNERSHIP. Decrease animal shelter by \$5m to balance. Homeless and poor housing for people are more important problems than animal shelters.
Affordable Single-Family Housing	Did Not Provide	In his reasoning he referenced the 4 schools in the area, the historical lack of investment in the Eastside, along with not having a community center or park.
Parks & Open Space	New Meadowbrook Community Center/Park	In addition to that - I would recommend the city to PLEASE repave John Day road that extends all the way out to I14!! This road is FULL of potholes and very unsafe for driving. PATCHING THESE POTHOLES IS NO LONGER SAFE. If it was repaved/resurfaced, more of the residential traffic could use this back road as a way to get to I14 efficiently without having to worry about waiting on a train at Avondale Haslet road or the new traffic pattern on Keller Haslet Road to I56.
Streets & Mobility Infrastructure	John Day Road	Improve existing facilities prior to constructing new ones, particularly in the core of Fort Worth (e.g., the Stockyards).
Public Safety	Did Not Provide	I'm following up on our meeting from last Thursday. As discussed, residents have brought to our attention the urgent need for street repairs on E. Morphy St. in Fort Worth. The condition of the street has significantly deteriorated, and I've included photos below for your reference. Specifically, please note the area from 1471 E. Morphy St., Fort Worth, TX 76104, all the way down to the train tracks. The street presents issues including missing curbs, the lack of sidewalks, extensive pavement cracking, and numerous potholes. Could you please advise on the possibility of including E. Morphy St. in the Bond 2026 projects? If this is not feasible, I would appreciate information on any alternative funding sources that could be considered.
Streets & Mobility Infrastructure	Neighborhood Streets: E Morphy	I've been a resident of Fort Worth for 2 years and after multiple requests and at least one citizen petition that I'm aware of, I'm contacting you directly to request the installation of a traffic signal at the intersection of Risinger Rd. and Summer Creek Dr. Despite moving here only recently, the number of car accidents and near misses I have witnessed at this intersection is astounding. The amount of traffic here desperately needs more than stop signs for the facilitation of traffic flow, particularly during morning/evening commutes and school release times. Please, please do something! It's been a while now before yet another fatal collision takes place.
Streets & Mobility Infrastructure	Traffic Signal at Summer Creek and Risinger	I'm writing to express my strong support for including funding for a city-funded youth sports complex in the upcoming 2026 Bond Program. We are advocating for a complex located west of I-35 and south of 820 to accommodate the thousands of youth athletes in this area who currently lack appropriate fields. Our city's young athletes and families need accessible, high-quality sports facilities that reflect Fort Worth's growth and community spirit. A modern complex would provide safe, well-maintained fields for soccer, baseball, and other youth sports. Support local programs that keep kids active and engaged. Attract tournaments and events that benefit local businesses. Strengthen community connections across all parts of Fort Worth. Investing in a youth

Responses received through 12/31/2025. Responses were submitted through Balancing Act, e-mail, and across 11 District Meetings.

Dynamic Counter will auto-populate based on selected filter criteria

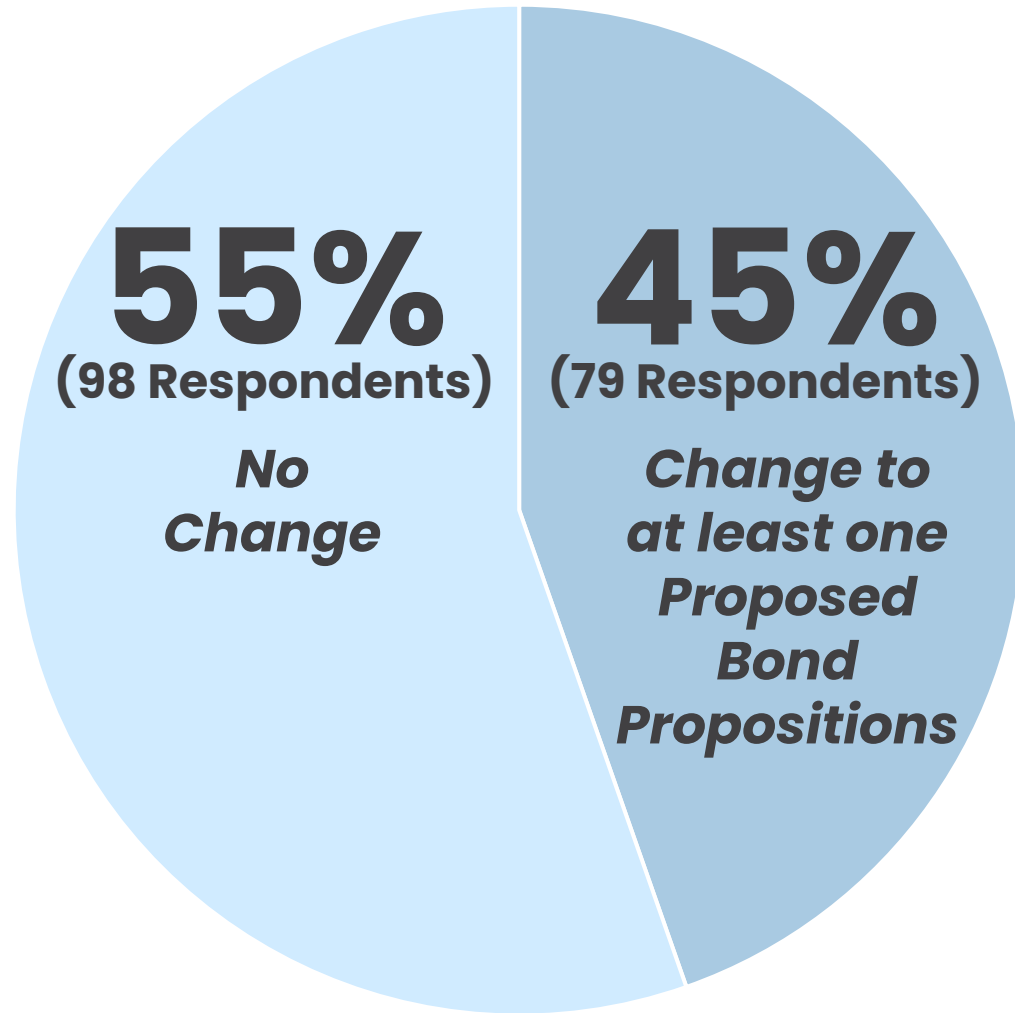
Comments submitted through balancing act, email, and bond meeting



# Data Insights from Balancing Act

*177 Submissions*








# Balancing Act Submissions



**177 Submissions**  
representing  
**0.03 %** of the  
689,988 Population  
18 years and older








# Balancing Act Submissions

**177 Total**  
Submissions  
-----  
**0.03%** of 689,988  
Population  
18 years and over

Proposition	Project	Funding Change	Respondents	Description
<b>Streets and Mobility</b>	Sidewalks		Average	Increased in funding, on average (\$2M)
	School Safety		Average	Increased in funding, on average (\$0.6M)
	Vision Zero		Average	Increased in funding, on average (\$0.4M)
	Streetlights		Average	Increased in funding, on average (\$0.3M)
	Major Roadways		Average	Decreased in funding, on average (\$12M)
<b>Parks and Open Space</b>	Meadowbrook Golf Course		138	Unmodified funding
			39	Redirected funding to other categories/propositions
	Atatiana Carr-Jefferson		160	Unmodified funding
			17	Redirected funding to other categories/propositions
	Park Infrastructure & Drainage		33	Selected Funding Park Infrastructure & Drainage

# Balancing Act Submissions

**177 Total**  
Submissions  
-----  
**0.03%** of 689,988  
Population  
18 years and over



Proposition	Project	Funding Change	Respondents	Description
Public Library	History Center		167	Unmodified funding
			10	Redirected funding to other categories/propositions
	Diamond Hill		166	Unmodified funding
			11	Redirected funding to other categories/propositions
	Southwest Regional		164	Unmodified funding
			13	Redirected funding to other categories/propositions
	East Berry Renovation		18	Selected Funding the East Berry Library Renovation
	New Far West		13	Selected Funding the New Far West Library

# Balancing Act Submissions

**177 Total**  
Submissions

-----  
**0.03%** of 689,988  
Population  
18 years and over

## Submissions








Proposition	Funding Change	Respondents	Description
Affordable Single Family Housing		156	Unmodified Funding
		21	Redirect Funding to Other Propositions

## Comments (51)

Proposition	Response	Respondents	Comments
Affordable Single-Family Housing	Oppose	3	<ul style="list-style-type: none"><li>➤ 23 respondents proposed to increase to \$10M Total</li><li>➤ Respondents indicated funds should be specifically designated for homeownership.</li><li>➤ Respondents indicated funds should come from adjustments within the overall bond program, indicating lower-priority capital initiatives, Animal Shelter, or Open Space as potential options.</li></ul>
	Neutral	16	
	Support	31	

# Balancing Act Submissions

**177 Total**  
Submissions  
-----  
**0.03%** of 689,988  
Population  
18 years and over



Proposition	Project	Funding Change	Respondents	Description
Public Safety	911 Call Center		172	Unmodified funding
			5	Redirected funding to other categories/propositions
	Fire Station 46		172	Unmodified funding
			5	Redirected funding to other categories/propositions
	Fire Station 40		168	Unmodified funding
			9	Redirected funding to other categories/propositions
	Fire Station 12		19	Selected Funding to Fire Station 12 project
	Police Central Division		21	Selected Funding to New Police Central Division Land Acquisition & Design

# Balancing Act Submissions

**177 Total**  
Submissions

-----  
**0.03%** of 689,988  
Population  
18 years and over

## Submissions

Proposition	Funding Change	Respondents	Description
Animal Care & Shelter Facility		148	Unmodified Funding
		29	Redirected Funding to Other Propositions

## Comments (19)

Proposition	Response	Respondents	Comments
Animal Care & Shelter Facility	Oppose	4	<ul style="list-style-type: none"><li>➤ Respondents in support of proposition funding cited animal welfare, public service value, and the need for improved shelter capacity and services.</li><li>➤ Respondents in opposition cited magnitude of cost, expressed frustration with all-or-nothing funding option, and compared to affordable single-family housing proposition.</li></ul>
	Neutral	7	
	Support	8	

# Council Feedback



# 2026 Bond Election Schedule

Date	Item
<b>Tuesday, January 13, 2026</b>	Special Called Bond Meeting <ul style="list-style-type: none"><li>• <i>Council Finalize Bond Program Allocation</i></li></ul>
<b>Tuesday, January 27, 2026</b>	<b>OPTIONAL</b> Follow-up: Special Called Bond Meeting <ul style="list-style-type: none"><li>• <i>Placeholder, if needed</i></li></ul>
<b>Tuesday, February 10, 2026</b>	Council Meeting to Order Bond Election
<b>Friday, February 13, 2026</b>	Last Day to Order General Election or Special Election on a Measure
<b>End of March–Mid April 2026</b>	Community Engagement Events: ~4 weeks <ul style="list-style-type: none"><li>• <i>Monday, March 23, 2026 to Friday, April 17, 2026</i></li></ul>
<b>April 2, 2026</b>	Last Day to Register to Vote
<b>April 20 – April 28, 2026</b>	Early Voting
<b>Saturday, May 2, 2026</b>	Bond Election

# 2026 Bond Program

*Reference*

Proposition	Name	2026 Proposed Funding	2026 Proposed Ratios	2018 & 2022 Bond Average Funding Ratios
A	Streets & Mobility Infrastructure Improvements	\$511.5 M	60.9%	65.7%
B	Parks & Open Space Improvements	\$185.1 M	22.0%	22.9%
C	Public Library Improvements	\$14.6 M	1.7%	2.4%
D	Affordable Single-Family Housing	\$5.0 M	0.6%	–
E	Public Safety Improvements	\$63.9 M	7.6%	7.3%
F	Animal Care & Shelter Facility Improvements	\$59.9 M	7.1%	1.7%
<b>TOTAL</b>		<b>\$840 M</b>	<b>100%</b>	

# Thank you!