

Property Overview

Jan 1 - Dec 31, 2023

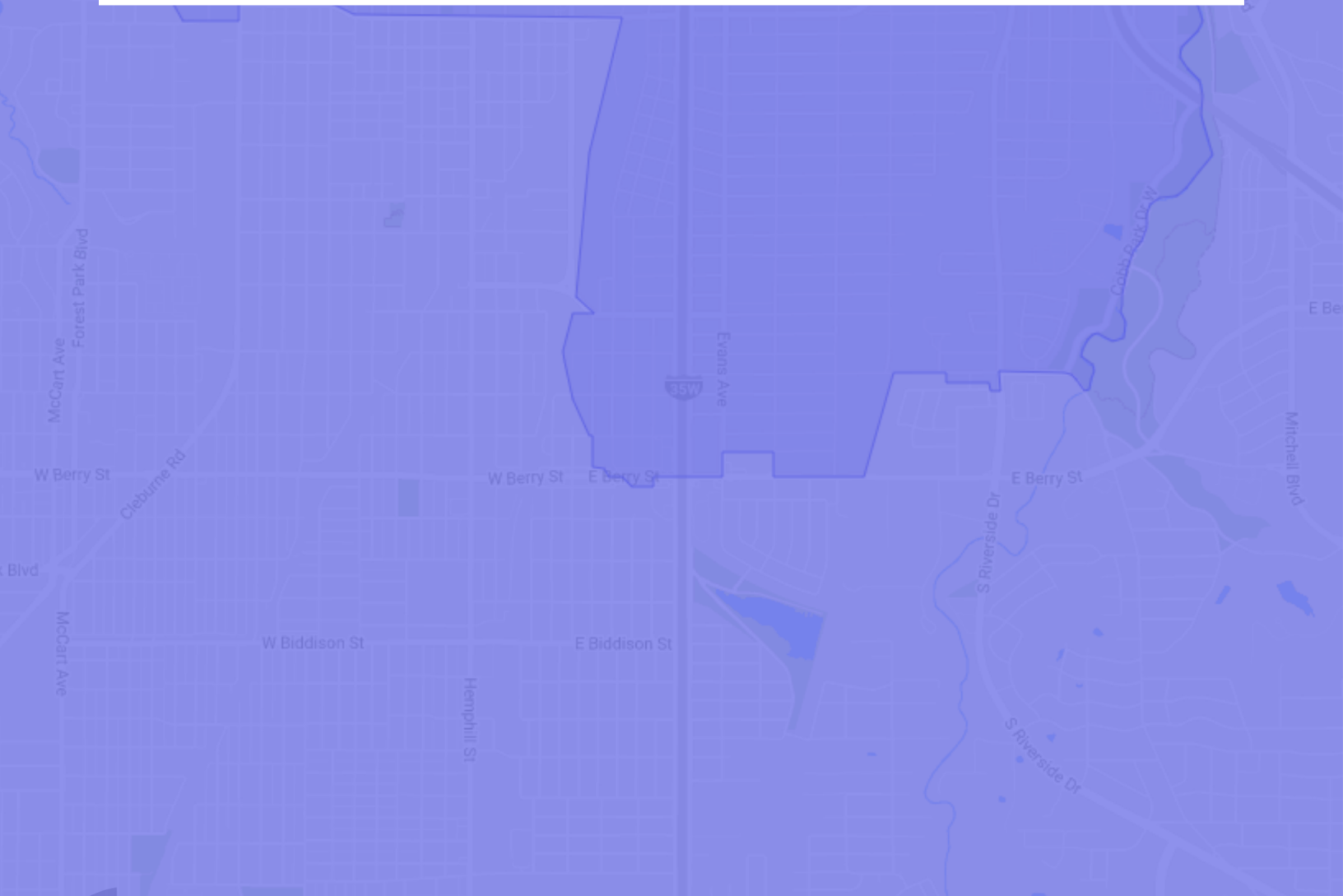
Properties:

ZC **Zip Code 76104**
Fort Worth, Texas, United States

ER **Evans & Rosedale**
Fort Worth, Texas, United States

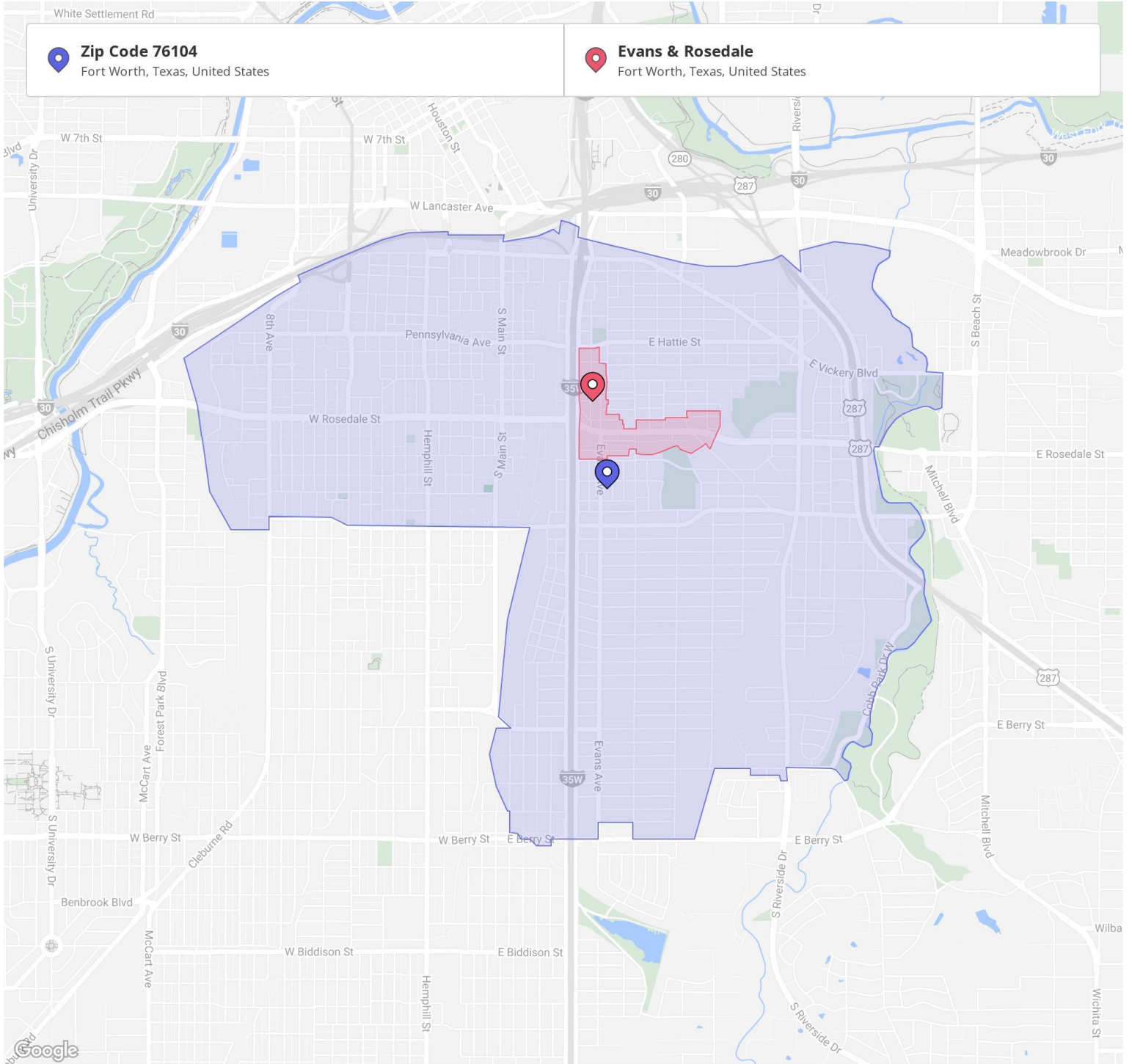
Applied Filters:

Audience Type: Visitors, Employees, Residents



Property Overview

Jan 1 - Dec 31, 2023



Zip Code 76104
Fort Worth, Texas, United States

Evans & Rosedale
Fort Worth, Texas, United States

Property Overview

Jan 1 - Dec 31, 2023



Metrics

Metric Name	Zip Code 76104 Fort Worth, TX	Evans & Rosedale Fort Worth, TX
Visits	40.6M	452.6K
Audience	3.1M	118.7K
Visit Frequency	12.91	3.81
Avg. Dwell Time	369 min	204 min
Panel Visits	2.1M	19.9K
Visits YoY	+4.6%	-7.1%
Visits Yo2Y	+10.3%	+11.5%
Visits Yo3Y	+18.8%	+26.1%

Jan 1st, 2023 - Dec 31st, 2023
Data provided by Placer Labs Inc. (www.placer.ai)



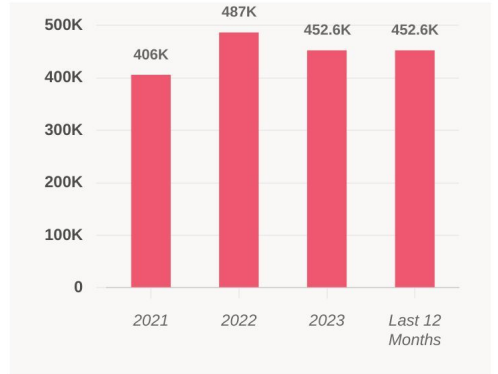
Property Overview

Jan 1 - Dec 31, 2023



Visits Trend

● **Evans & Rosedale**
Fort Worth, TX



Daily | Visits | Jan 1st, 2023 - Dec 31st, 2023
Data provided by Placer Labs Inc. (www.placer.ai)





Property Overview

Jan 1 - Dec 31, 2023



Audience Overview

Summary

Properties	Median Household Income	Bachelor's Degree or Higher	Median Age	Most Common Ethnicity	Persons per Household
 Zip Code 76104 Fort Worth, TX	\$66.8K	27.6%	33.9	White (42.2%)	2.70
 Evans & Rosedale Fort Worth, TX	\$54.7K	19.7%	32.9	Hispanic (Ethnic) (44.3%)	2.83

Jan 1st, 2023 - Dec 31st, 2023 | Data Source: STI: Popstats
Data provided by Placer Labs Inc. (www.placer.ai)

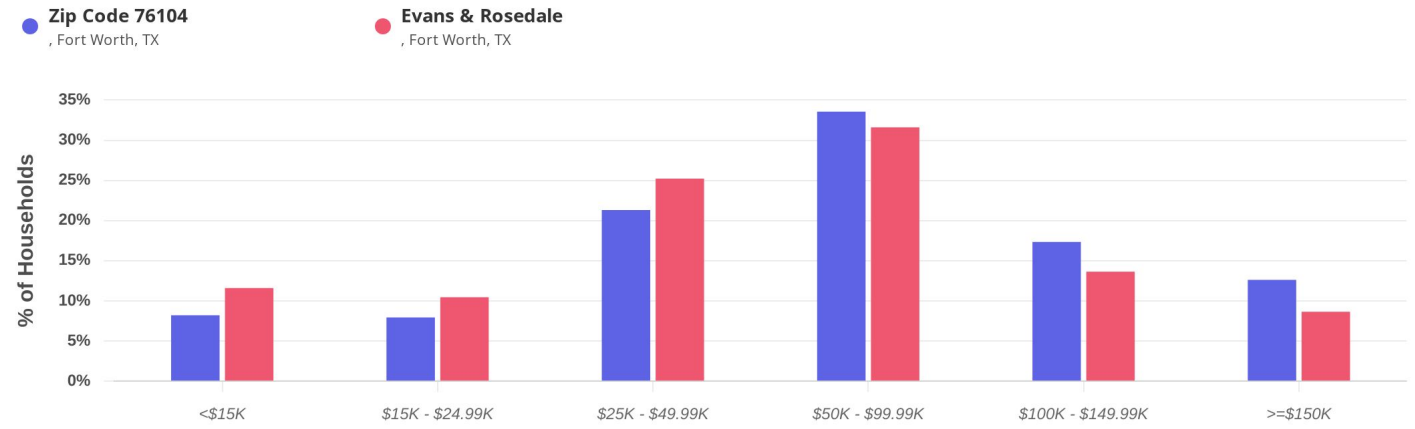


Property Overview

Jan 1 - Dec 31, 2023



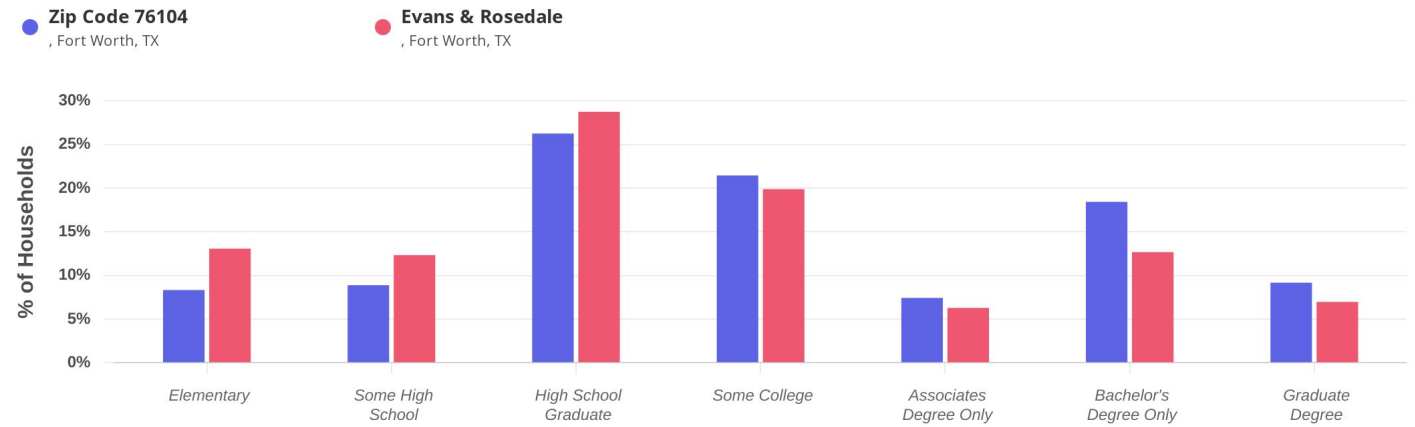
Household Income



Jan 1st, 2023 - Dec 31st, 2023 | Data Source: STI: Popstats
Data provided by Placer Labs Inc. (www.placer.ai)



Education



Jan 1st, 2023 - Dec 31st, 2023 | Data Source: STI: Popstats
Data provided by Placer Labs Inc. (www.placer.ai)

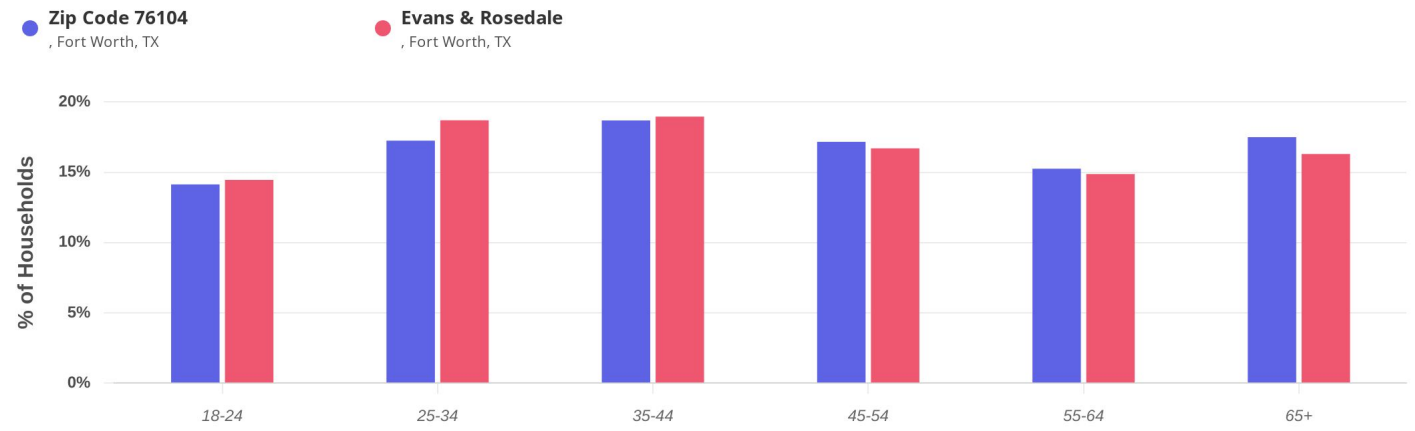


Property Overview

Jan 1 - Dec 31, 2023



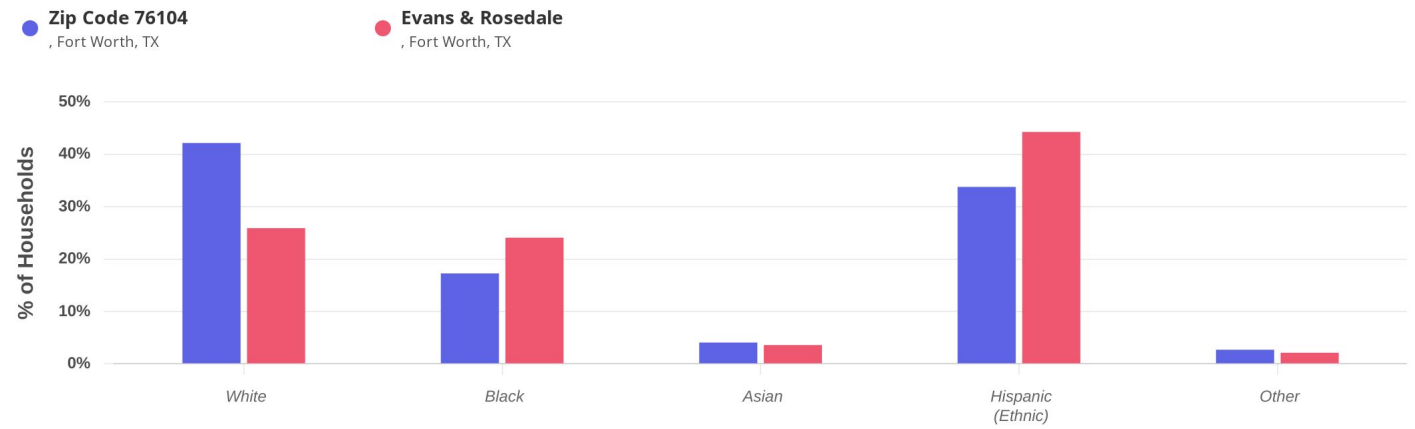
Age



Jan 1st, 2023 - Dec 31st, 2023 | Data Source: STI: Popstats
Data provided by Placer Labs Inc. (www.placer.ai)



Ethnicity



Jan 1st, 2023 - Dec 31st, 2023 | Data Source: STI: Popstats
Data provided by Placer Labs Inc. (www.placer.ai)

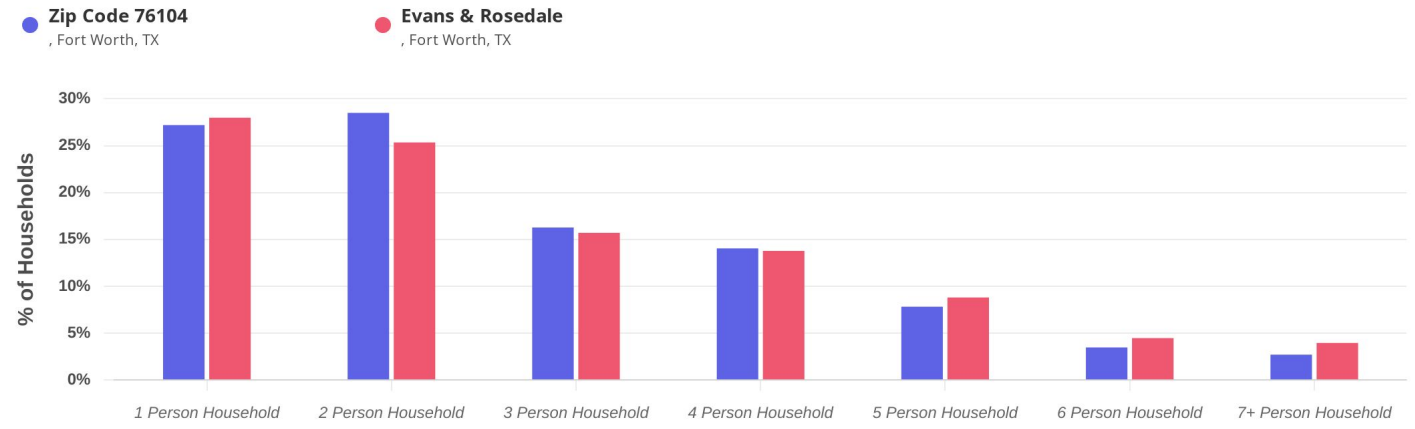


Property Overview

Jan 1 - Dec 31, 2023



Household Size



Jan 1st, 2023 - Dec 31st, 2023 | Data Source: STI: Popstats
Data provided by Placer Labs Inc. (www.placer.ai)

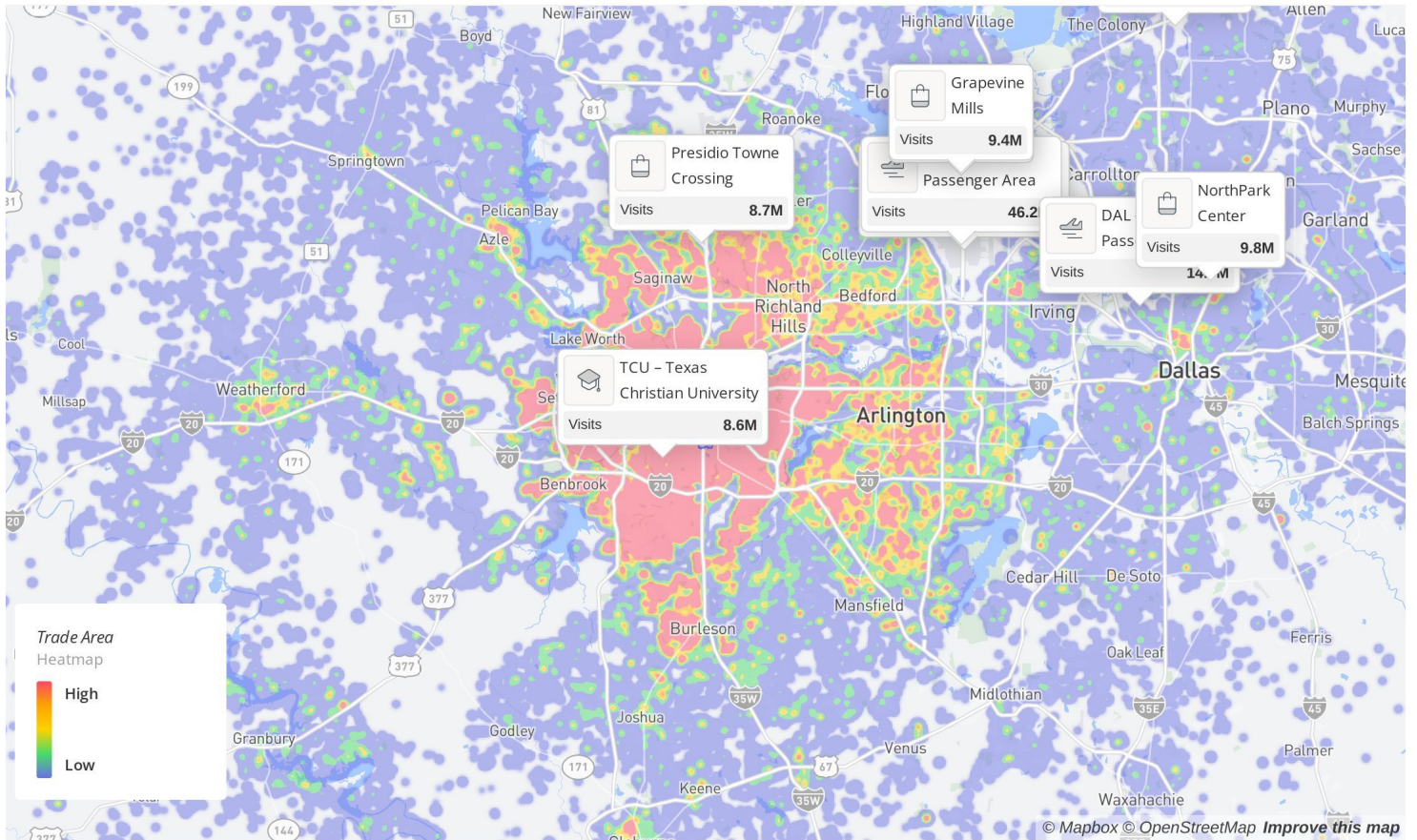


Property Overview

Jan 1 - Dec 31, 2023



Market Landscape



Home locations are obfuscated for privacy and randomly placed within a census block. They do not represent actual home addresses.

Jan 1st, 2023 - Dec 31st, 2023

Data provided by Placer Labs Inc. (www.placer.ai)

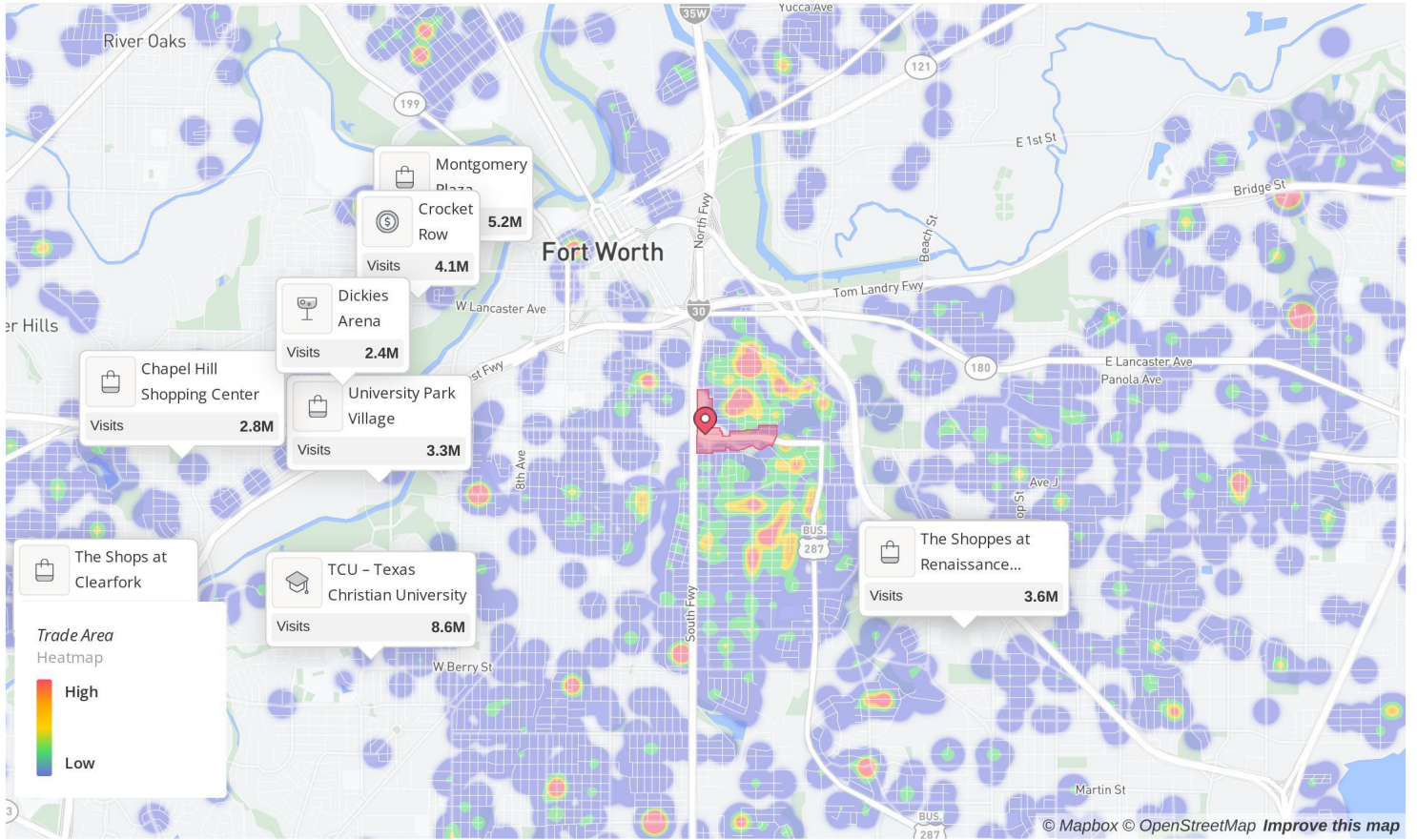


Property Overview

Jan 1 - Dec 31, 2023



Market Landscape



Home locations are obfuscated for privacy and randomly placed within a census block. They do not represent actual home addresses.

Jan 1st, 2023 - Dec 31st, 2023
Data provided by Placer Labs Inc. (www.placer.ai)



Property Overview

Jan 1 - Dec 31, 2023



Ranking Overview

● Zip Code 76104
Fort Worth, TX



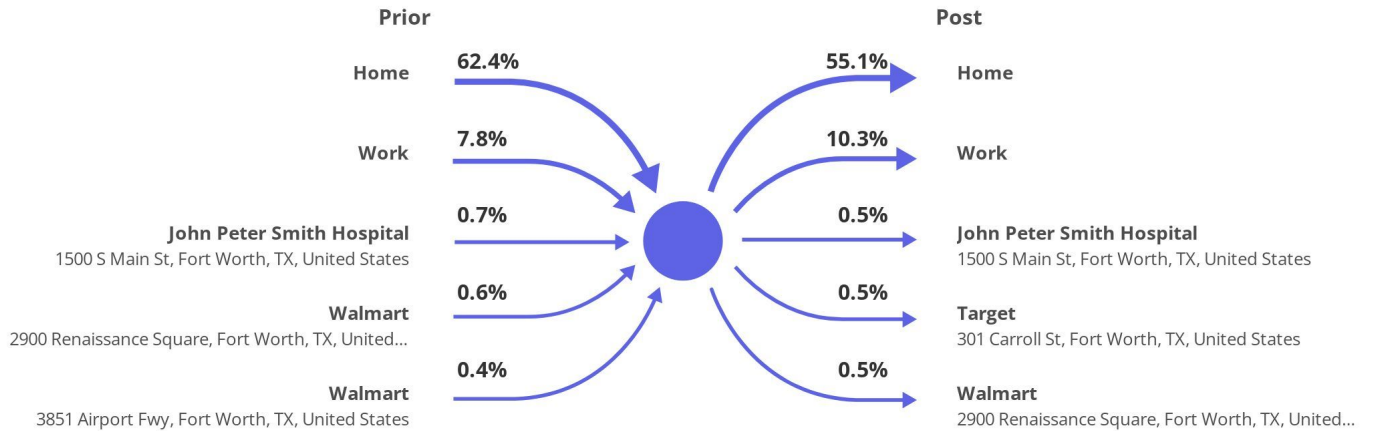
* Ranking only supports 'full-months' - filters and custom dates are ignored.

Category: Region | Visits | Jan 1st, 2023 - Dec 31st, 2023
Data provided by Placer Labs Inc. (www.placer.ai)



Visitor Journey

● Zip Code 76104
Fort Worth, TX



Show by: | Jan 1st, 2023 - Dec 31st, 2023
Data provided by Placer Labs Inc. (www.placer.ai)



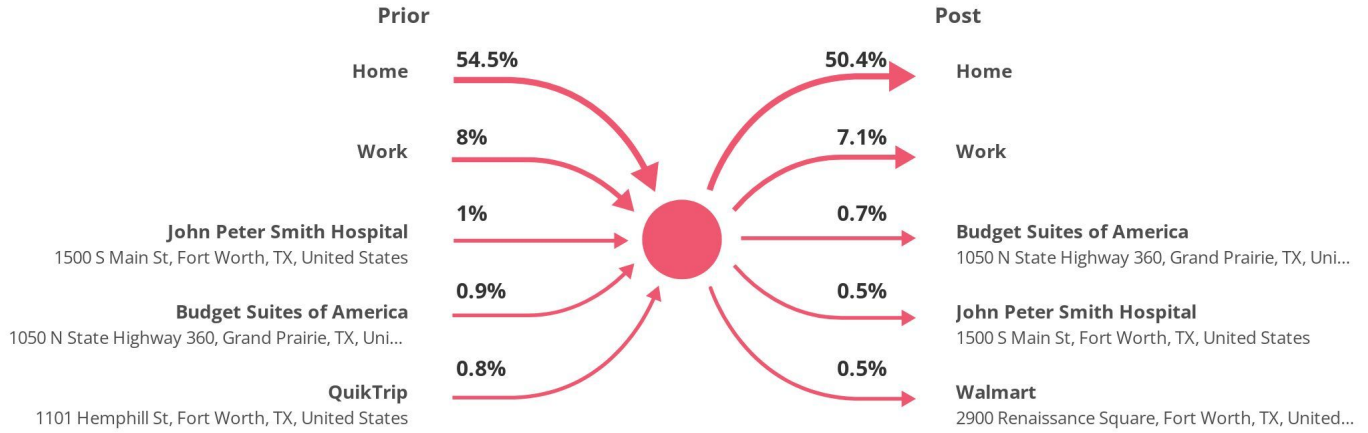
Property Overview

Jan 1 - Dec 31, 2023



Visitor Journey

● **Evans & Rosedale**
Fort Worth, TX



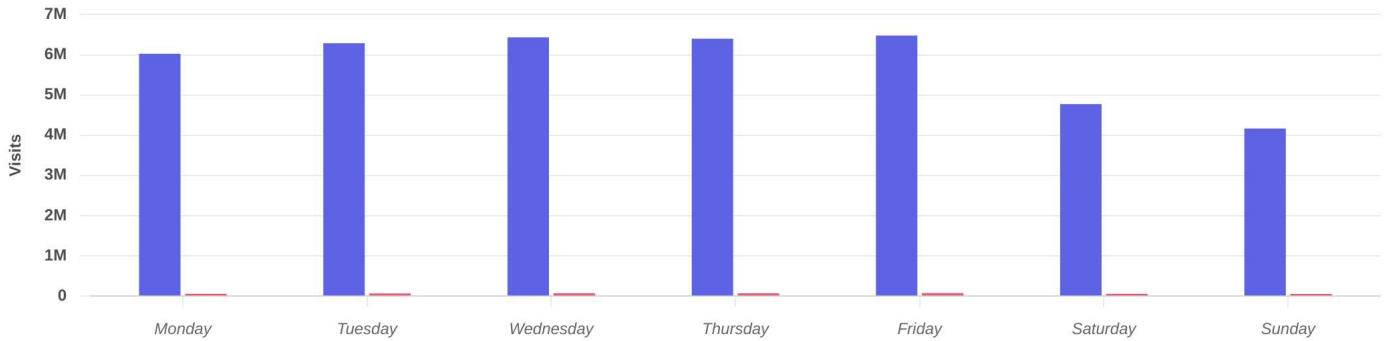
Show by: | Jan 1st, 2023 - Dec 31st, 2023
Data provided by Placer Labs Inc. (www.placer.ai)



Daily Visits

● **Zip Code 76104**
Fort Worth, TX

● **Evans & Rosedale**
Fort Worth, TX



Visits | Jan 1st, 2023 - Dec 31st, 2023
Data provided by Placer Labs Inc. (www.placer.ai)

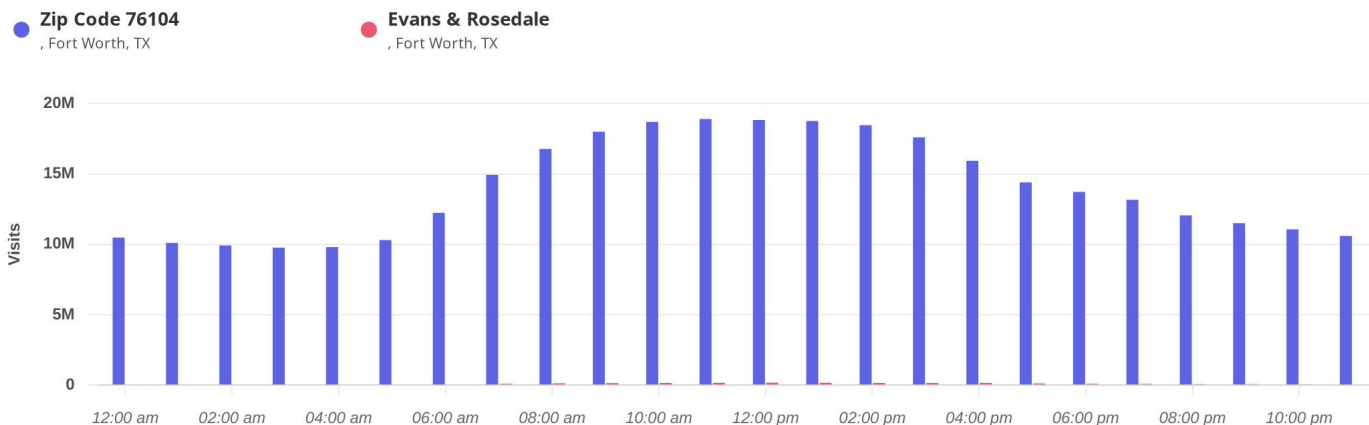


Property Overview

Jan 1 - Dec 31, 2023



Hourly Visits



Visits | Jan 1st, 2023 - Dec 31st, 2023
Data provided by Placer Labs Inc. (www.placer.ai)



Favorite Places

Zip Code 76104 / Fort Worth, TX

Rank	Name	Distance	Visitors
1	Dallas-Fort Worth International Airport / 2400 Aviation Drive, Dallas, TX 75261	20.1 mi	1.4M (43.1%)
2	Fort Worth Stockyards Station / 140 E Exchange Ave, Fort Worth, TX 76164	4.6 mi	835K (26.6%)
3	Montgomery Plaza / 2600 W 7th St, Fort Worth, TX 76107	2.7 mi	661.5K (21.1%)
4	The Parks Mall at Arlington / 3811 S Cooper St, Arlington, TX 76015	11.3 mi	581.4K (18.5%)
5	Grapevine Mills / 3000 Grapevine Mills Pkwy, Grapevine, TX 76051	23 mi	574.4K (18.3%)
6	The Shops at Clearfork / 5188 Monahans Ave, Fort Worth, TX 76109	4.9 mi	548K (17.4%)
7	Presidio Town Crossing / 2008 Presidio Vista Dr, Fort Worth, TX 76177	12 mi	536.3K (17.1%)
8	North East Mall / 1101 Melbourne Rd, Hurst, TX 76053	9.7 mi	529.9K (16.9%)
9	Hulen Mall / 4800 S Hulen St, Fort Worth, TX 76132	5.9 mi	508.4K (16.2%)
10	Cityview Centre I / 4750 Bryant Irvin Rd #4608, Fort Worth, TX 76132	6.6 mi	506.2K (16.1%)

Category: All Categories | Min. Visits: 1 | Jan 1st, 2023 - Dec 31st, 2023
Data provided by Placer Labs Inc. (www.placer.ai)



Property Overview

Jan 1 - Dec 31, 2023



Favorite Places

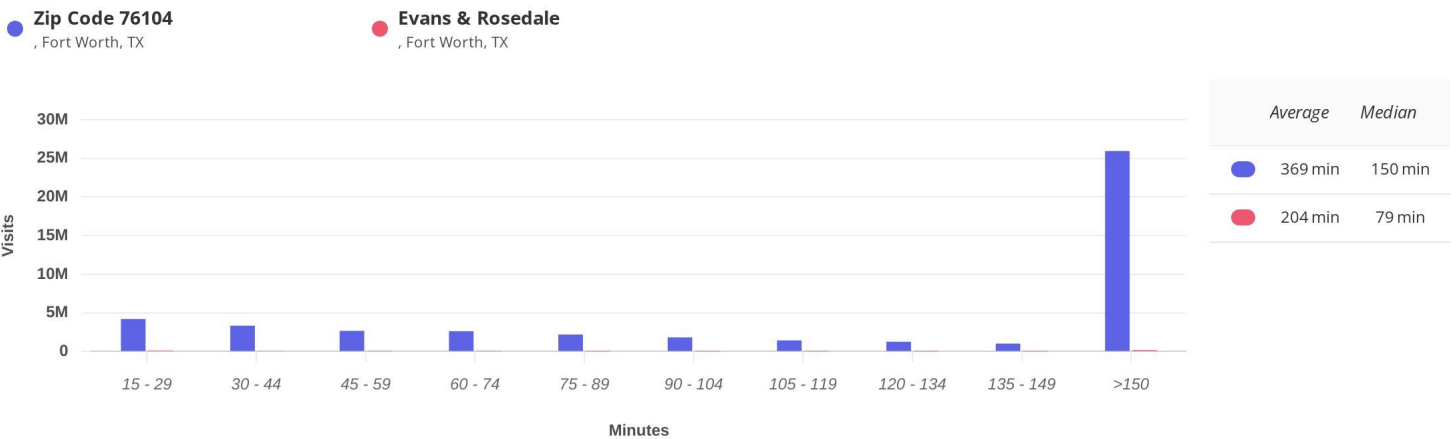
Evans & Rosedale / Fort Worth, TX

Rank	Name	Distance	Visitors
1	La Gran Plaza de Fort Worth / 4200 South Fwy, Fort Worth, TX 76115	3.3 mi	52.2K (43.9%)
2	The Shoppes at Renaissance Square / 2700 Renaissance Dr, Fort Worth, TX 76105	2.5 mi	47.8K (40.3%)
3	Montgomery Plaza / 2600 W 7th St, Fort Worth, TX 76107	2.4 mi	44.5K (37.5%)
4	Jack in the Box / 1001 South Fwy, Fort Worth, TX 76104	0.1 mi	44.3K (37.3%)
5	Hulen Mall / 4800 S Hulen St, Fort Worth, TX 76132	6.1 mi	39.9K (33.6%)
6	Dallas-Fort Worth International Airport / 2400 Aviation Drive, Dallas, TX 75261	20 mi	37.8K (31.8%)
7	The Parks Mall at Arlington / 3811 S Cooper St, Arlington, TX 76015	11.5 mi	36.9K (31.1%)
8	Walmart / 2900 Renaissance Square, Fort Worth, TX 76105	2.6 mi	35.6K (30%)
9	Cityview Centre I / 4750 Bryant Irvin Rd #4608, Fort Worth, TX 76132	6.8 mi	35.3K (29.7%)
10	Fort Worth Stockyards Station / 140 E Exchange Ave, Fort Worth, TX 76164	4.2 mi	34.8K (29.3%)

Category: All Categories | Min. Visits: 1 | Jan 1st, 2023 - Dec 31st, 2023
Data provided by Placer Labs Inc. (www.placer.ai)



Length of Stay



Visits | Jan 1st, 2023 - Dec 31st, 2023
Data provided by Placer Labs Inc. (www.placer.ai)

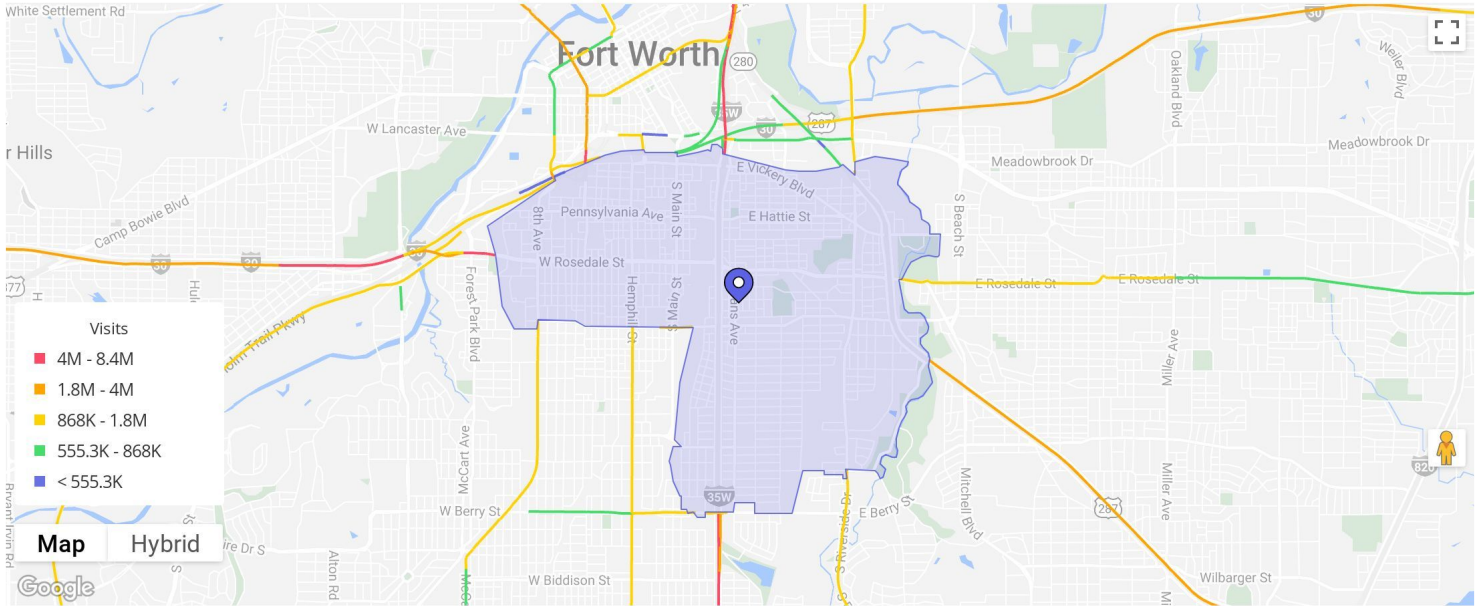


Property Overview

Jan 1 - Dec 31, 2023



Visitor Journey - Routes

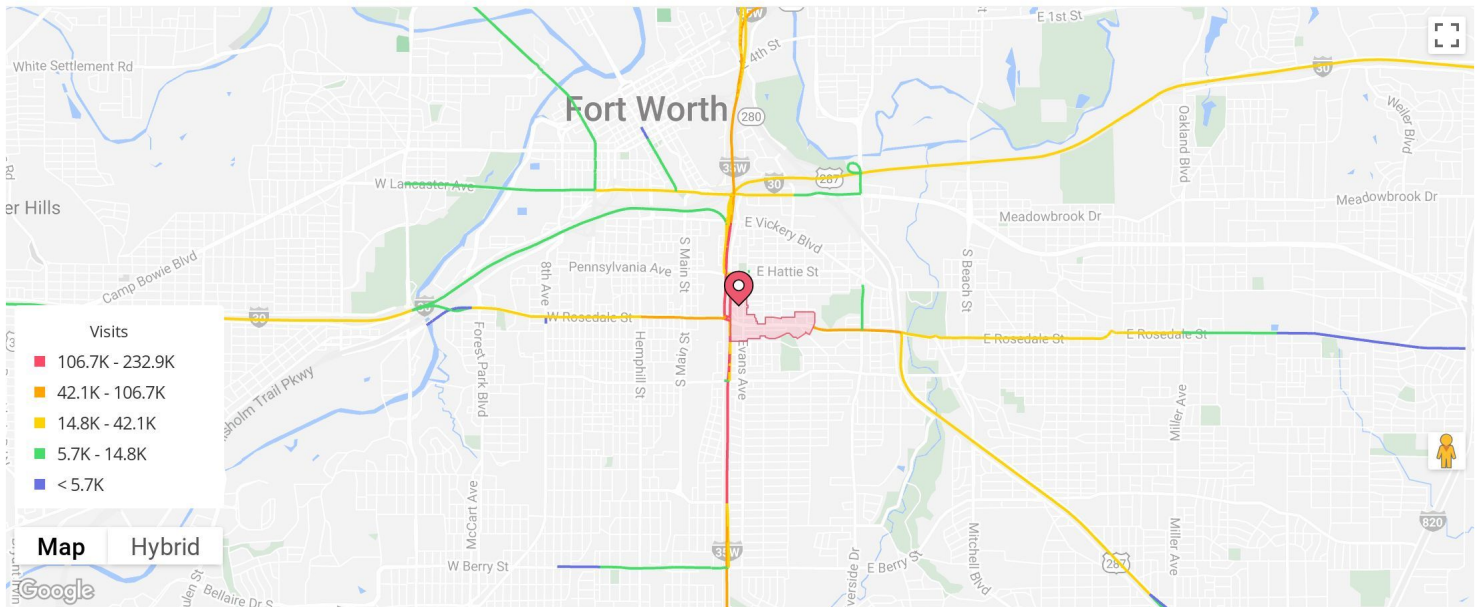


To protect individual privacy, the beginning points shown for each route are approximations and do not represent actual home locations.

Journey Direction: To Property | Jan 1st, 2023 - Dec 31st, 2023
Data provided by Placer Labs Inc. (www.placer.ai)



Visitor Journey - Routes



To protect individual privacy, the beginning points shown for each route are approximations and do not represent actual home locations.

Journey Direction: To Property | Jan 1st, 2023 - Dec 31st, 2023
Data provided by Placer Labs Inc. (www.placer.ai)



Property Overview

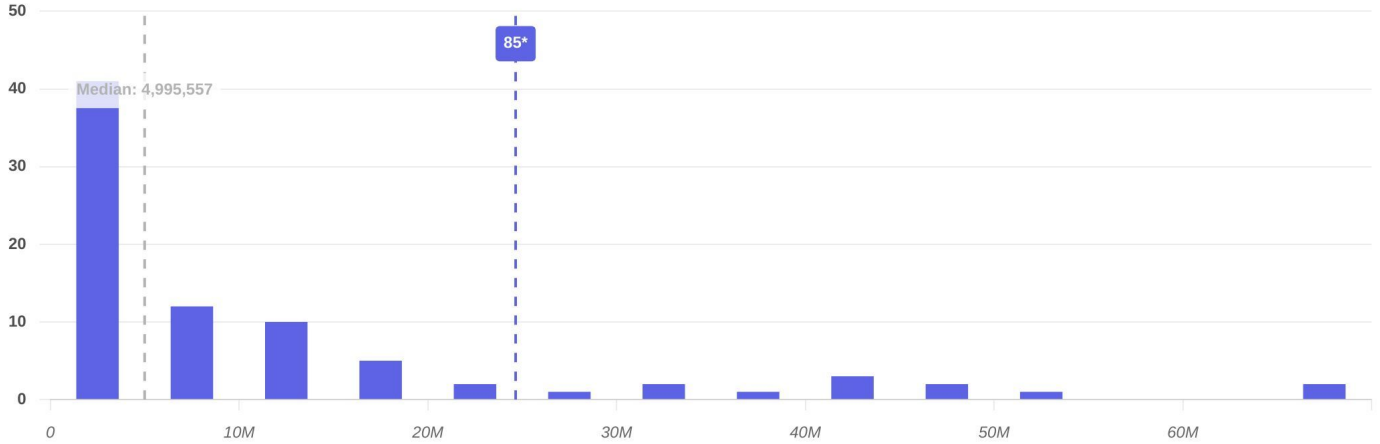
Jan 1 - Dec 31, 2023



Percentile Rank

● Zip Code 76104
Fort Worth, TX

of Properties: 82



* Ranking only supports 'full-months' - filters and custom dates are ignored.

* Unverified properties can only show estimated ranking.

Category: Region | Nationwide | Visits | Jan 1st, 2023 - Dec 31st, 2023
Data provided by Placer Labs Inc. (www.placer.ai)



Property Overview

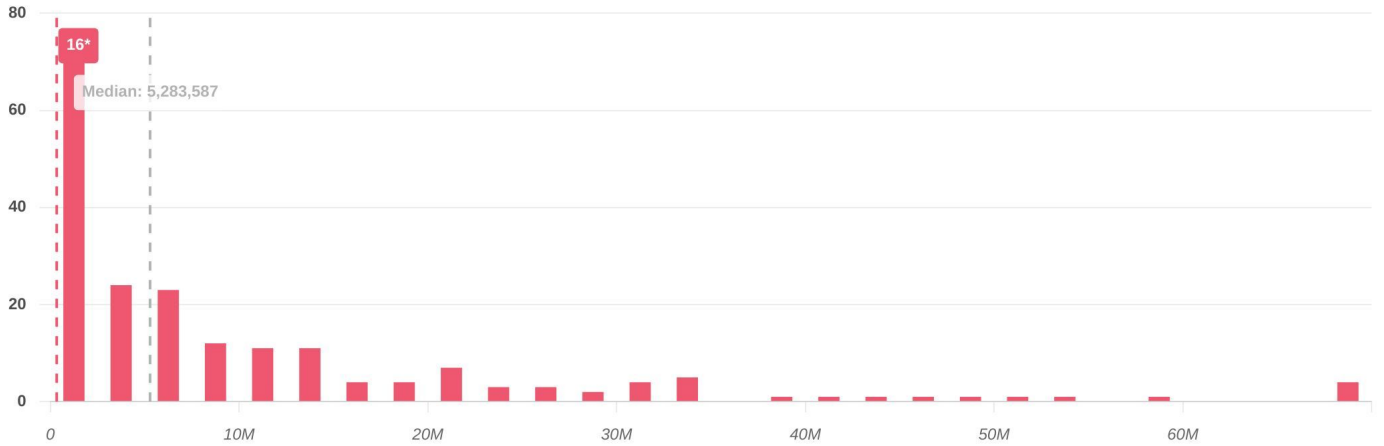
Jan 1 - Dec 31, 2023



Percentile Rank

● **Evans & Rosedale**
Fort Worth, TX

of Properties: 199



* Ranking only supports 'full-months' - filters and custom dates are ignored.

* Unverified properties can only show estimated ranking.

Category: Neighborhood | Nationwide | Visits | Jan 1st, 2023 - Dec 31st, 2023
Data provided by Placer Labs Inc. (www.placer.ai)



Property Overview

Jan 1 - Dec 31, 2023



Ranking Index

● **Zip Code 76104**
Fort Worth, TX

of Properties: 82

Rank	Name	Visits
1	Las Vegas Strip / Las Vegas, NV	141.7M
2	New York, NY 10003 / 1st Ave, New York, NY	67.3M
3	Downtown Denver / Denver, CO	51.76M
4	New York, NY 10022 / 3rd Ave, New York, NY	49.12M
5	South Walton without Destin / Seagrove Beach, FL	48.89M
6	Miami Beach, FL 33139 / Ocean Dr, Miami Beach, FL	42.46M
7	Downtown Detroit / Brush St, Detroit, MI	41.35M
8	Washington, DC 20001 / 7th St NW, Washington, DC	40.53M
9	Central Business Improvement District - Nashville, TN / Commerce St., Nashville, TN	37.25M
10	Austin, TX 78758 / Rock Rose Ave, Austin, TX	31.77M
11	Bloomington, MN 55425 / East Broadway, Bloomington, MN	30.58M
12	Lake Elsinore / Central Ave, Lake Elsinore, CA	27.53M
13*	Zip Code 76104 / Fort Worth, TX ⓘ	24.65M
13	Seattle, WA 98109 / 4th Avenue, Seattle, WA	24.03M
14	Cambridge, MA 02138 / Cambridge, MA	20.66M
15	Gulf Stream, FL 33483 / S Federal Hwy, Boynton Beach, FL	19.79M
16	Washington St & Winter St, Boston / Tremont St, Boston, MA	16.87M
17	San Francisco, CA 94108 / Post St, San Francisco, CA	16.47M

Property Overview

Jan 1 - Dec 31, 2023



Rank	Name	Visits
18	Moore County, NC / Pleasantville, NC	16.44M
19	Washington St & Winter St, Boston V2 (Include Home/Work) / Washington St, Boston, MA	16.38M
20*	Zip Code 76119 / Forest Hill, TX ⓘ	14.56M
20	Kalispell - Whitefish / Hutton Ranch Rd, Kalispell, MT	14.4M
21	Eagle-Vail, CO / US-6, Wolcott, CO	14.36M
22	Hingham, MA 02043 / Derby Street, Hingham, MA	13.72M
23	Washington St & Winter St, Boston V2 (Exclude Home/Work) / Washington St, Boston, MA	13.15M
24	Makiki/Lower/Punchbowl/Tantalus / Honolulu, HI	12.79M
25*	Zip Code 76111 / Fort Worth, TX ⓘ	11.93M
25	South Padre Island / Gulf Blvd, South Padre Island, TX	11.65M
26	Alamo / W Frontage Rd, Alamo, TX	11.25M
27	Downtown State College Improvement District / State College, PA	11.13M
28	Portland, OR 97205 / SW Morrison St, Portland, OR	11.11M
29	Breckenridge, CO / Breckenridge, CO	10.21M
30*	Zip Code 76105 / Fort Worth, TX ⓘ	9.49M
30	Marco Island, FL / Marco Island, FL	9.25M
31	North End / Boston, MA	8.95M
32	St. Simons Island, GA / Harrington, GA	7.88M



Property Overview

Jan 1 - Dec 31, 2023



Rank	Name	Visits
33	Southside Area / Chattanooga, TN	7.84M
34	Aspen-Snowmass, CO / Prospector Rd, Aspen, CO	7.82M
35	Woodford County, Kentucky / Kroger Way, Versailles, KY	7.58M
36	Jackson, WY / W Snow King Ave, Jackson, WY	7.36M
37	133 Water St, DC Area (Exclude Home/Work) / M St SE, Washington, DC	6.98M
38	Northlake, TX (Inc. Home/Work) / I-35W, Northlake, TX	6.94M
39*	West Camp Bowie / W Loop 820 S, Fort Worth, TX ⓘ	6.89M
39	Spencer County, IN / N Conner Ct, Dale, IN	6.36M
40	Village of Channahon / Divine, IL	6.31M
41*	East Berry / Renaissance Dr, Fort Worth, TX ⓘ	5.56M
41	Dukes County, MA / West Tisbury, MA	5.09M
42*	East Lancaster / E. LANCASTER AVE, Fort Worth, TX ⓘ	4.91M
42	Weston, MA / Newton St, Weston, MA	4.9M
43	East Hampton / Village of East Hampton, NY	4.86M
44	Wayland, MA / Boston Post Rd, Wayland, MA	4.69M
45	South Street Headhouse District / Philadelphia, PA	4.68M
46	Downtown Lexington / Lexington, SC	4.62M
47	Downtown, Arlington Heights, IL / Arlington Heights, IL	4M

Property Overview

Jan 1 - Dec 31, 2023



Rank	Name	Visits
48*	Polytechnic / Fort Worth, TX ⓘ	3.66M
48	Pagosa Springs / Pagosa Springs, CO	3.57M
49	Pembroke Park / Pembroke Park, FL	3.42M
50	City Center Mankato / MN 56001, MN	3.39M
51	Chestnut Street - Divisadero to Fillmore / Chestnut St, San Francisco, CA	3.36M
52	Lake Junaluska / NC	3.29M
53	Jekyll Island, GA / Jekyll Island, GA	3.04M
54	Killington / The Woods, VT	2.89M
55	American Tobacco Campus / Willard, Durham, NC	2.62M
56	Iowa Events Center / 3rd St, Des Moines, IA	2.53M
57	Mackinac Island, MI / Mackinac Island, MI	2.37M
58	Aledo / Bailey Ranch Road, Aledo, TX	2.16M
59	Main Street Takoma Commercial District / Takoma Park, MD	1.92M
60	Lookout Mountain Attractions / Lookout Mountain, TN	1.75M
61	Village of Boonville / Boonville, NY	1.58M
62	Alcatraz Island / San Francisco, CA	1.4M
63	Lakeside, MT / Stoner Loop, Lakeside, MT	1.14M
64	Meta Campus / Constitution Dr, Menlo Park, CA	800.8K

Property Overview

Jan 1 - Dec 31, 2023



Rank	Name	Visits
65	Des Moines Dive Site / Federal Way, WA	576.9K
66	Encinitas Community Park / Santa Fe Dr, Encinitas, CA	514.3K
67	Oregon / IL	504.5K
68	Lanesboro, DT / Ashburn St E, Lanesboro, MN	353K
69	Martin Luther King Promenade / W Harbor Dr, San Diego, CA	348.9K
70	Barkley Ranch Park / W 28th St & S Avenue, Yuma, AZ	326.7K
71	National Seashore / Provincetown, MA	306.8K
72	Town of Herreid, SD / Herreid, SD	191.9K
73	Old School Square / N Swinton Ave, Delray Beach, FL	168K
74	Main Street / Belton, MO	138K
75	Fishers Island / Fishers Island, NY	124.1K
76	The Alley / Aiken, SC	114.5K
77	Doña Ana County, NM / Tortugas, NM	102.8K
78	Glen Arbor & Glen Haven Historic Village / Glen Haven Rd, Glen Arbor, MI	92.4K
79	Ashton / Ashton, IL	73.2K
80	Rio Verde Country Club / E 4 Peaks Blvd, Rio Verde, AZ	67K
81	Leather & LGBTQ First Saturdays / San Francisco, CA	58.8K
82	Area at 10 Bridgestone Park / Bridgestone Park, Nashville, TN	271

* Ranking only supports 'full-months' - filters and custom dates are ignored.

Category: Region | Nationwide | Visits | Jan 1st, 2023 - Dec 31st, 2023
Data provided by Placer Labs Inc. (www.placer.ai)

