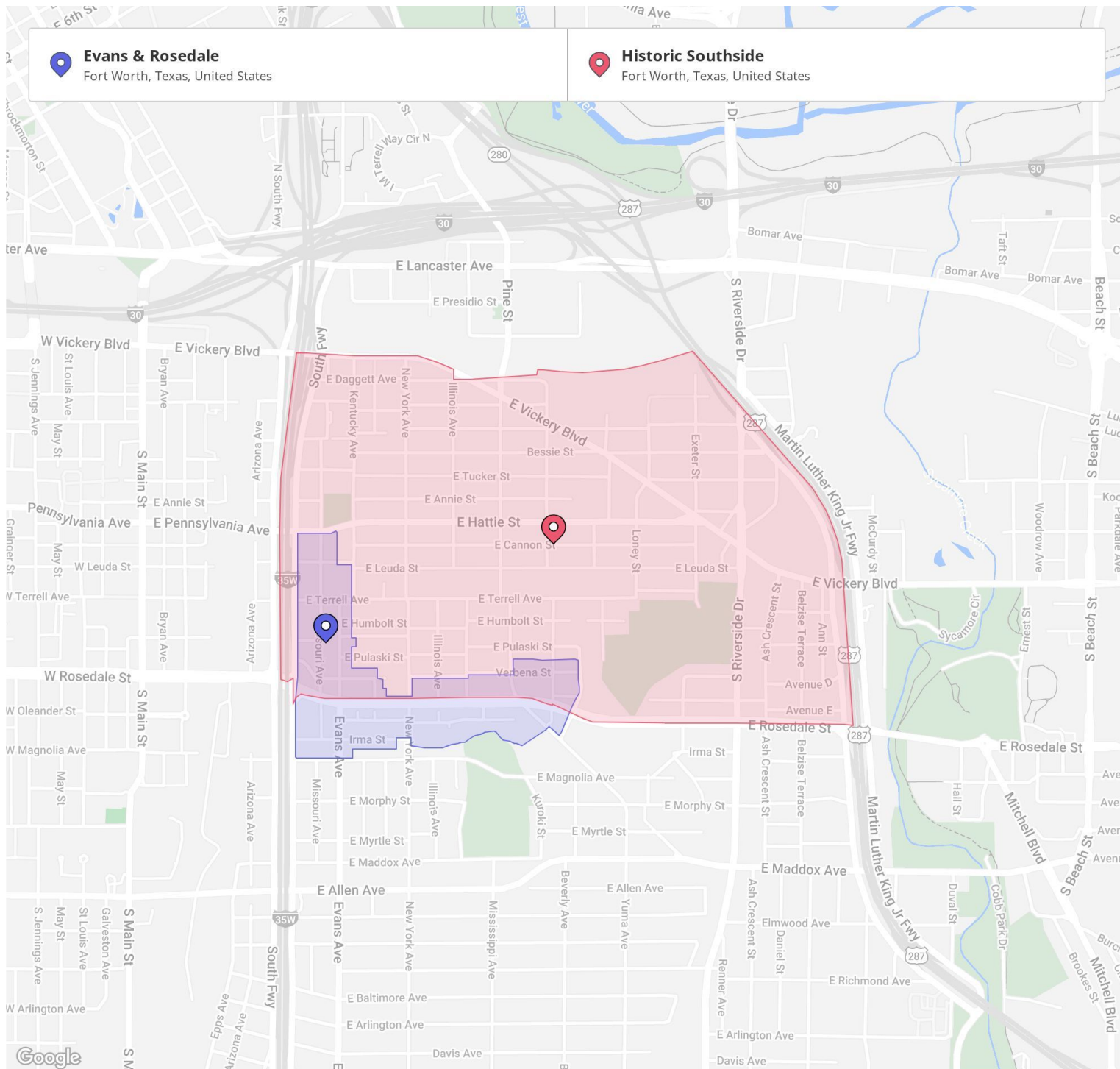


Property Overview

Jan 1 - Dec 31, 2023



Evans & Rosedale
Fort Worth, Texas, United States

Historic Southside
Fort Worth, Texas, United States

Property Overview

Jan 1 - Dec 31, 2023



Metrics

Metric Name	Evans & Rosedale Fort Worth, TX	Historic Southside Fort Worth, TX
Visits	452.6K	2.3M
Audience	118.7K	234.8K
Visit Frequency	3.81	9.71
Avg. Dwell Time	204 min	429 min
Panel Visits	19.9K	97.7K
Visits YoY	-7.1%	+3.9%
Visits Yo2Y	+11.5%	+17.9%
Visits Yo3Y	+26.1%	+12.7%

Jan 1st, 2023 - Dec 31st, 2023
Data provided by Placer Labs Inc. (www.placer.ai)



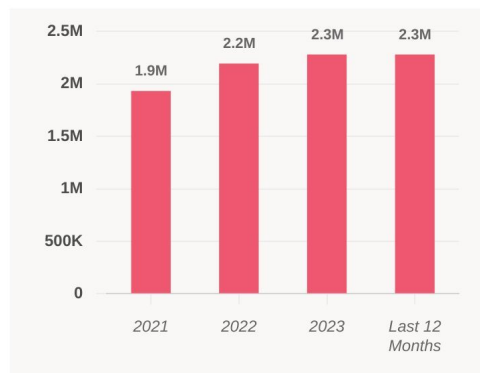
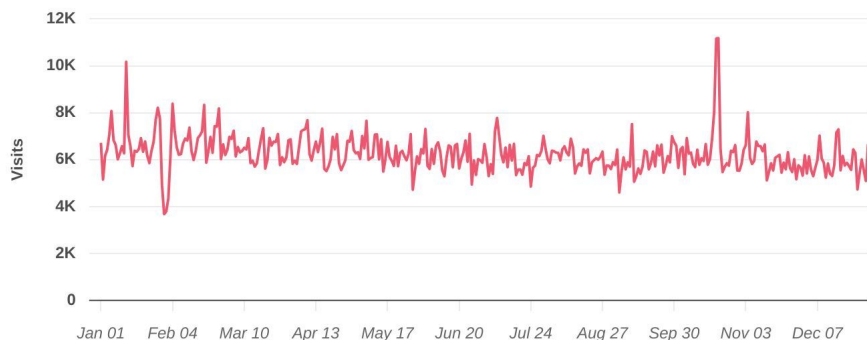
Property Overview

Jan 1 - Dec 31, 2023



Visits Trend

● **Historic Southside**
Fort Worth, TX



Daily | Visits | Jan 1st, 2023 - Dec 31st, 2023
Data provided by Placer Labs Inc. (www.placer.ai)





Property Overview

Jan 1 - Dec 31, 2023



Audience Overview

Summary

Properties	Median Household Income	Bachelor's Degree or Higher	Median Age	Most Common Ethnicity	Persons per Household
 Evans & Rosedale Fort Worth, TX	\$54.7K	19.7%	32.9	Hispanic (Ethnic) (44.3%)	2.83
 Historic Southside Fort Worth, TX	\$50.7K	16.4%	32.3	Hispanic (Ethnic) (47.2%)	2.89

Jan 1st, 2023 - Dec 31st, 2023 | Data Source: STI: Popstats
Data provided by Placer Labs Inc. (www.placer.ai)

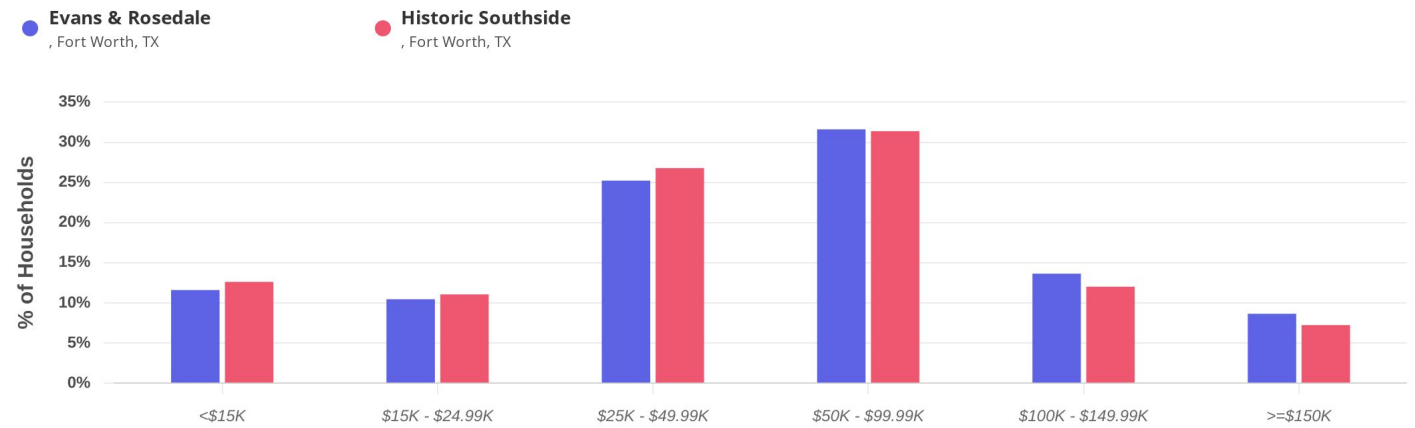


Property Overview

Jan 1 - Dec 31, 2023



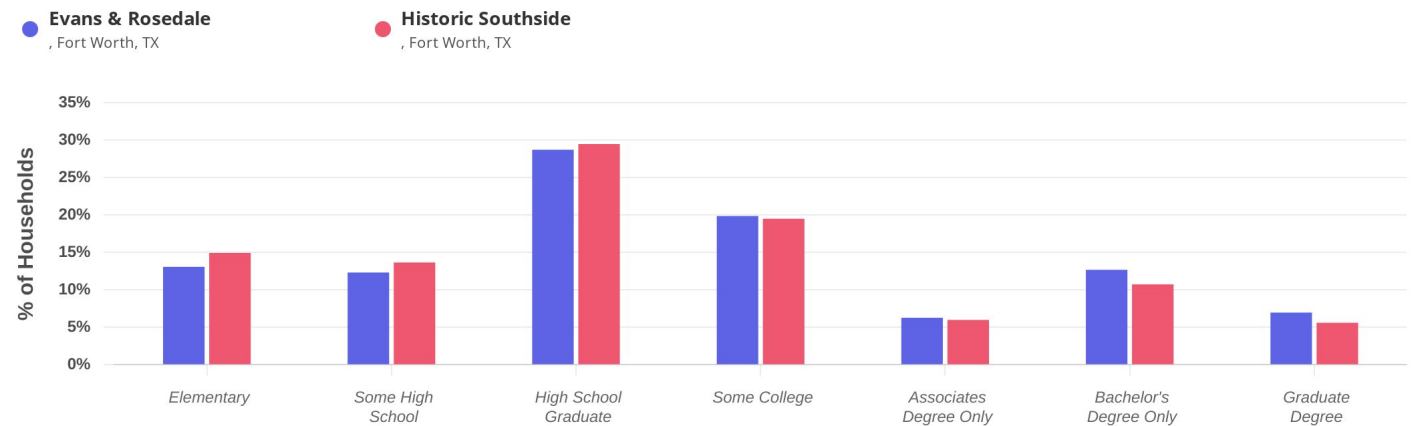
Household Income



Jan 1st, 2023 - Dec 31st, 2023 | Data Source: STI: Popstats
Data provided by Placer Labs Inc. (www.placer.ai)



Education



Jan 1st, 2023 - Dec 31st, 2023 | Data Source: STI: Popstats
Data provided by Placer Labs Inc. (www.placer.ai)

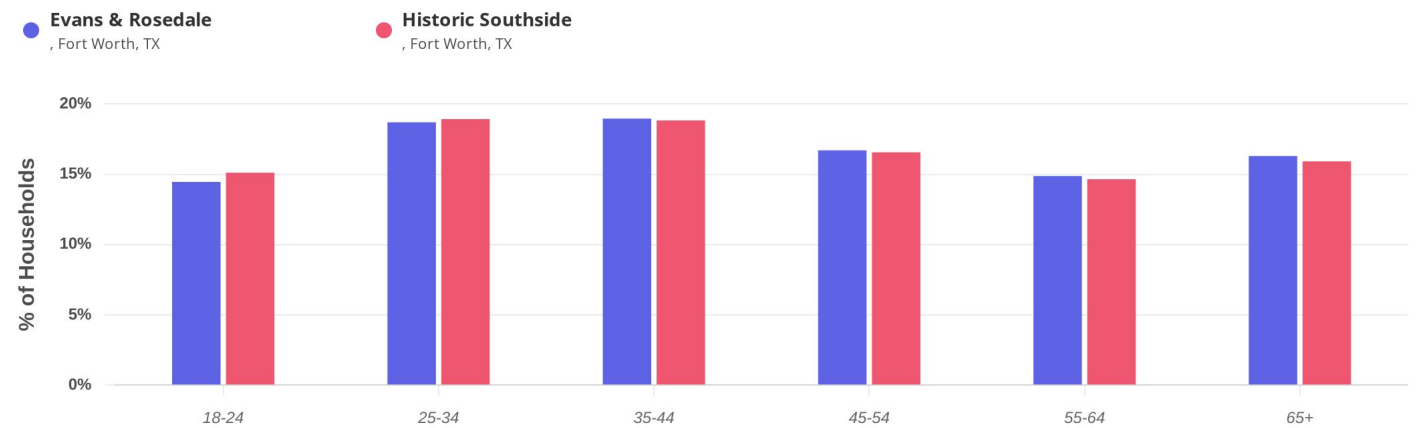


Property Overview

Jan 1 - Dec 31, 2023



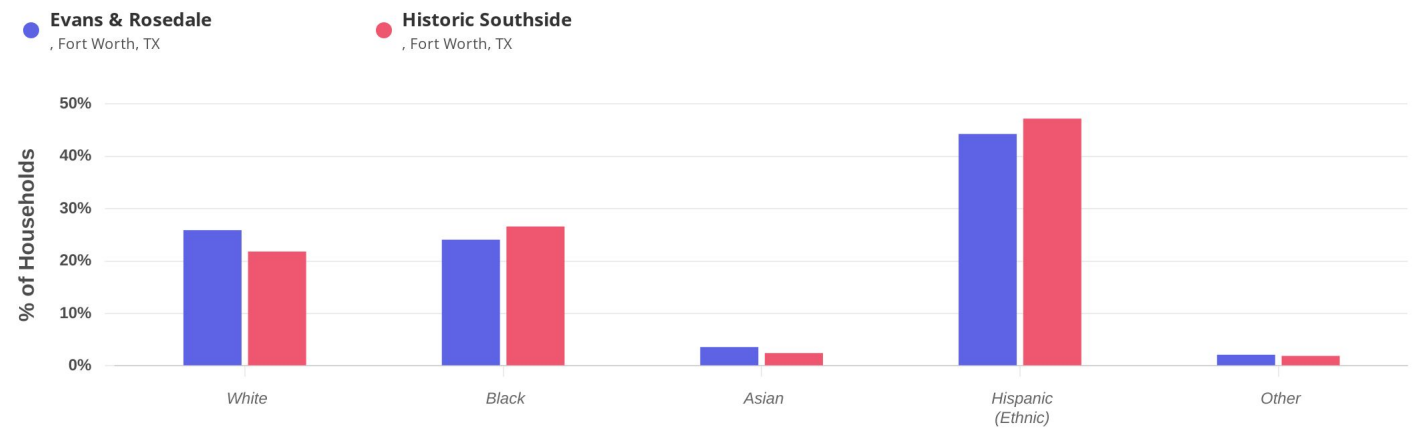
Age



Jan 1st, 2023 - Dec 31st, 2023 | Data Source: STI: Popstats
Data provided by Placer Labs Inc. (www.placer.ai)



Ethnicity



Jan 1st, 2023 - Dec 31st, 2023 | Data Source: STI: Popstats
Data provided by Placer Labs Inc. (www.placer.ai)

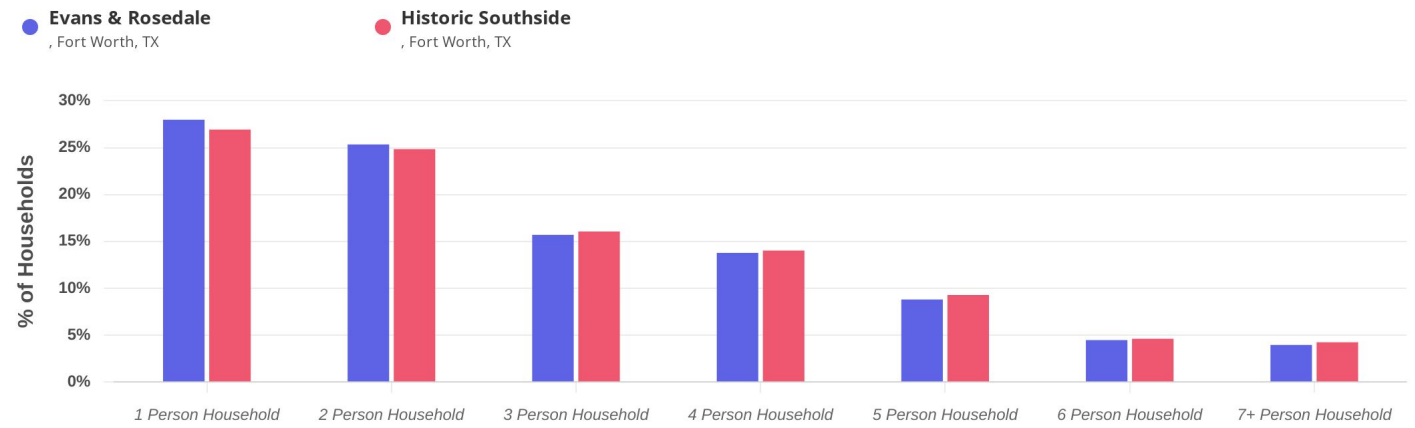


Property Overview

Jan 1 - Dec 31, 2023



Household Size



Jan 1st, 2023 - Dec 31st, 2023 | Data Source: STI: Popstats
Data provided by Placer Labs Inc. (www.placer.ai)

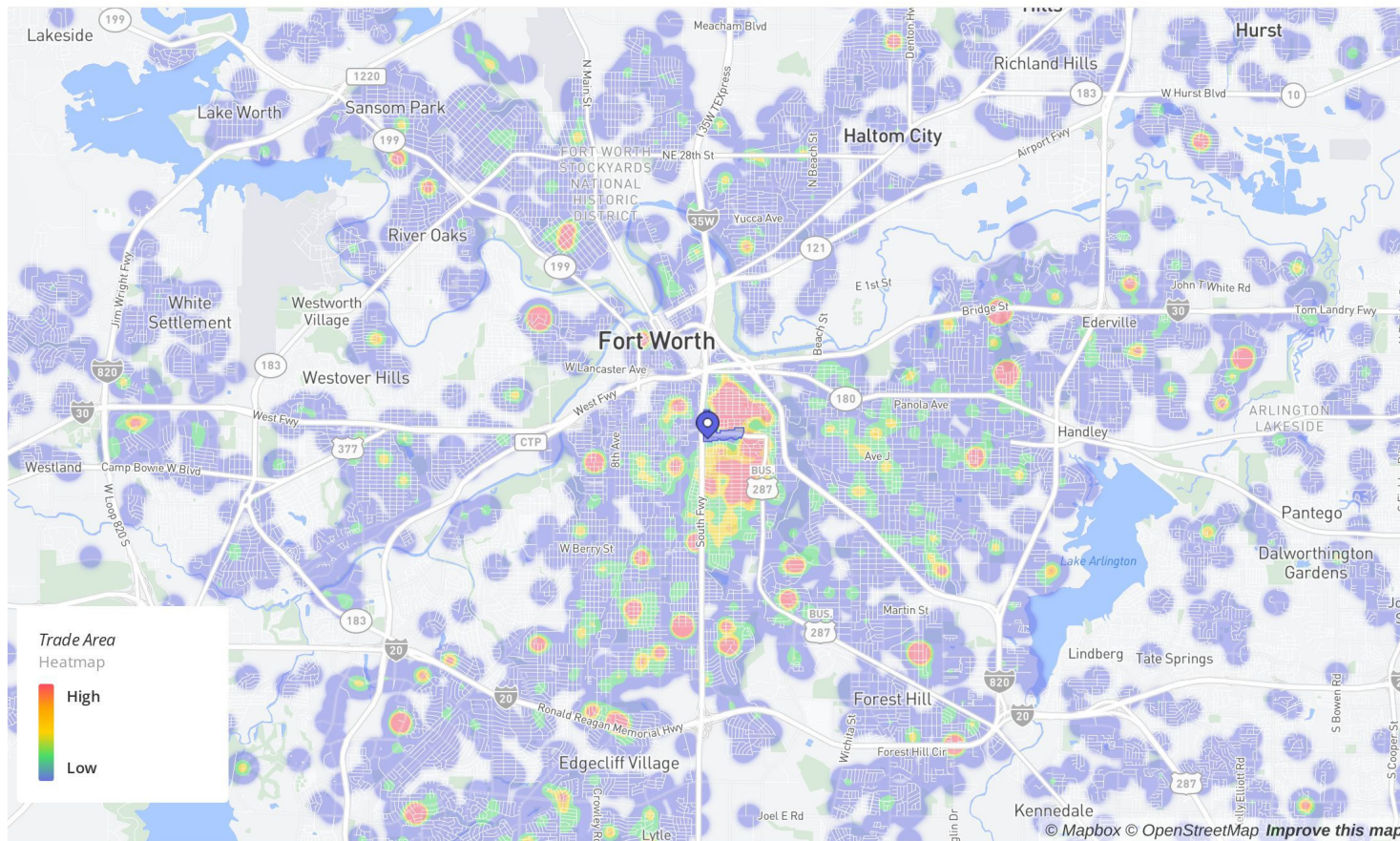


Property Overview

Jan 1 - Dec 31, 2023



Market Landscape



Home locations are obfuscated for privacy and randomly placed within a census block. They do not represent actual home addresses.

Jan 1st, 2023 - Dec 31st, 2023

Data provided by Placer Labs Inc. (www.placer.ai)

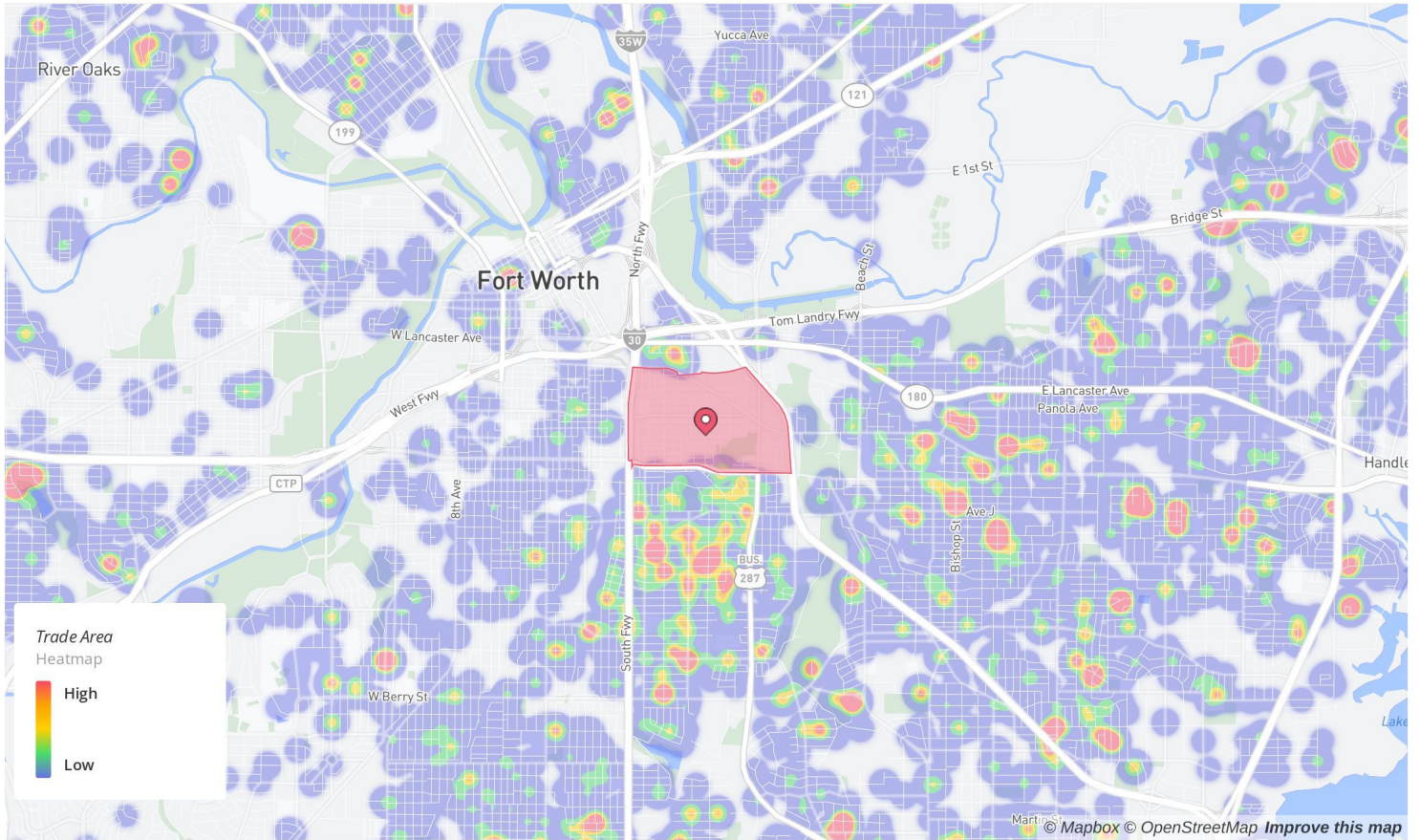


Property Overview

Jan 1 - Dec 31, 2023



Market Landscape



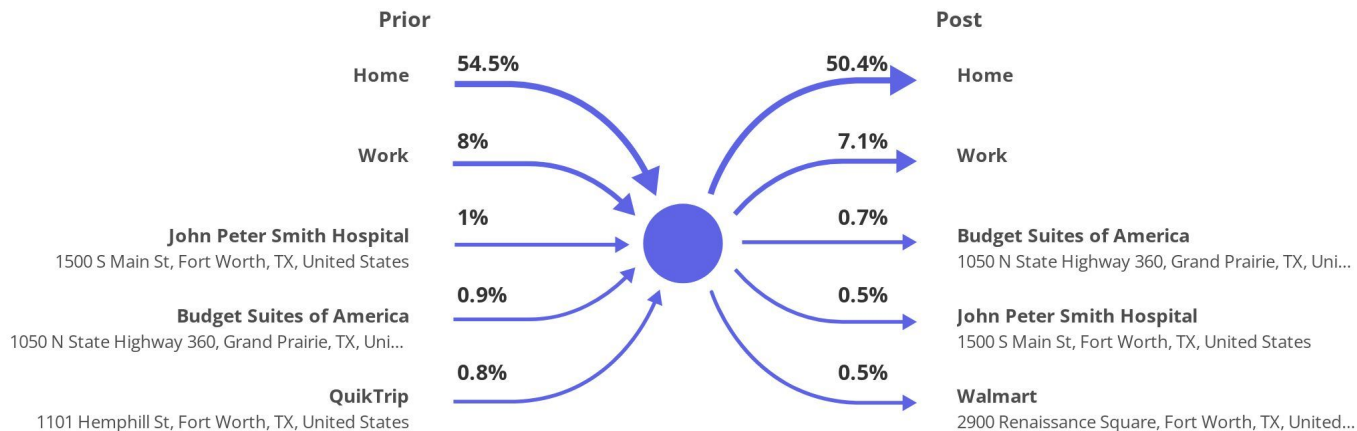
Home locations are obfuscated for privacy and randomly placed within a census block. They do not represent actual home addresses.

Jan 1st, 2023 - Dec 31st, 2023
Data provided by Placer Labs Inc. (www.placer.ai)



Visitor Journey

● **Evans & Rosedale**
Fort Worth, TX

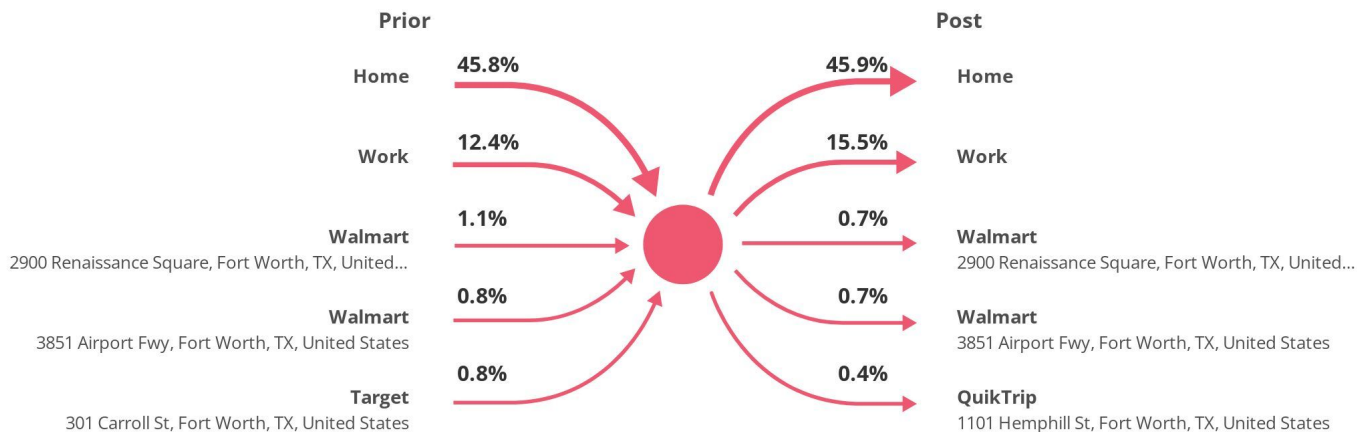


Show by: | Jan 1st, 2023 - Dec 31st, 2023
Data provided by Placer Labs Inc. (www.placer.ai)



Visitor Journey

● **Historic Southside**
Fort Worth, TX



Show by: | Jan 1st, 2023 - Dec 31st, 2023
Data provided by Placer Labs Inc. (www.placer.ai)

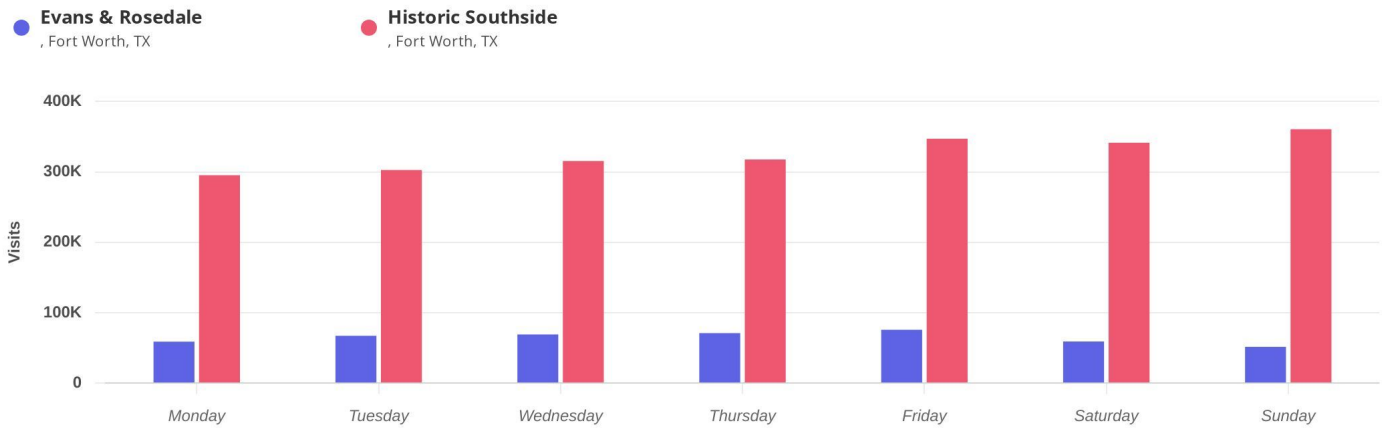


Property Overview

Jan 1 - Dec 31, 2023



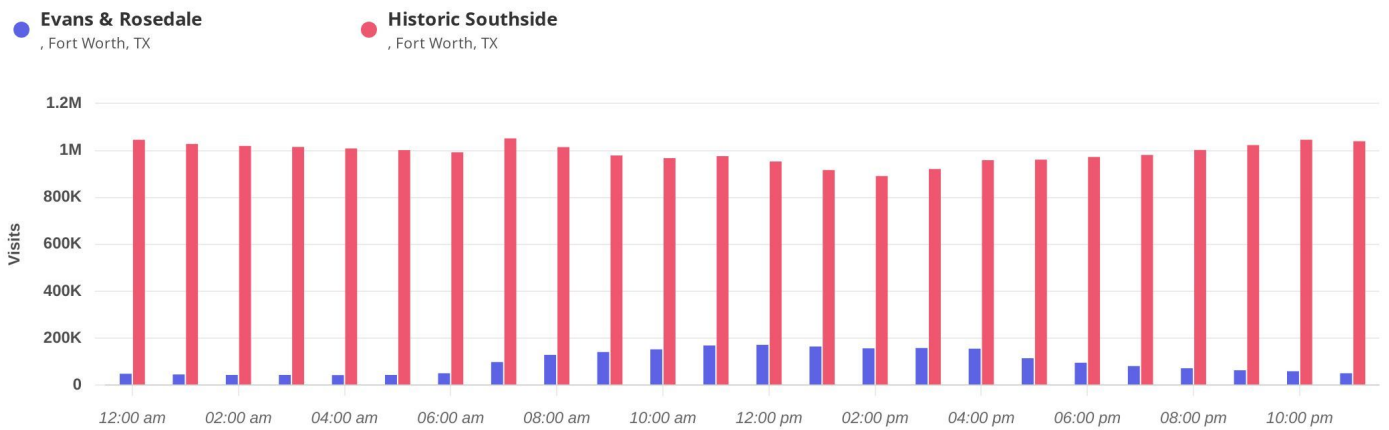
Daily Visits



Visits | Jan 1st, 2023 - Dec 31st, 2023
Data provided by Placer Labs Inc. (www.placer.ai)



Hourly Visits



Visits | Jan 1st, 2023 - Dec 31st, 2023
Data provided by Placer Labs Inc. (www.placer.ai)



Property Overview

Jan 1 - Dec 31, 2023



Favorite Places

Evans & Rosedale / Fort Worth, TX

Rank	Name	Distance	Visitors
1	La Gran Plaza de Fort Worth / 4200 South Fwy, Fort Worth, TX 76115	3.3 mi	52.2K (43.9%)
2	The Shoppes at Renaissance Square / 2700 Renaissance Dr, Fort Worth, TX 76105	2.5 mi	47.8K (40.3%)
3	Montgomery Plaza / 2600 W 7th St, Fort Worth, TX 76107	2.4 mi	44.5K (37.5%)
4	Jack in the Box / 1001 South Fwy, Fort Worth, TX 76104	0.1 mi	44.3K (37.3%)
5	Hulen Mall / 4800 S Hulen St, Fort Worth, TX 76132	6.1 mi	39.9K (33.6%)
6	Dallas-Fort Worth International Airport / 2400 Aviation Drive, Dallas, TX 75261	20 mi	37.8K (31.8%)
7	The Parks Mall at Arlington / 3811 S Cooper St, Arlington, TX 76015	11.5 mi	36.9K (31.1%)
8	Walmart / 2900 Renaissance Square, Fort Worth, TX 76105	2.6 mi	35.6K (30%)
9	Cityview Centre I / 4750 Bryant Irvin Rd #4608, Fort Worth, TX 76132	6.8 mi	35.3K (29.7%)
10	Fort Worth Stockyards Station / 140 E Exchange Ave, Fort Worth, TX 76164	4.2 mi	34.8K (29.3%)

Category: All Categories | Min. Visits: 1 | Jan 1st, 2023 - Dec 31st, 2023
Data provided by Placer Labs Inc. (www.placer.ai)



Property Overview

Jan 1 - Dec 31, 2023



Favorite Places

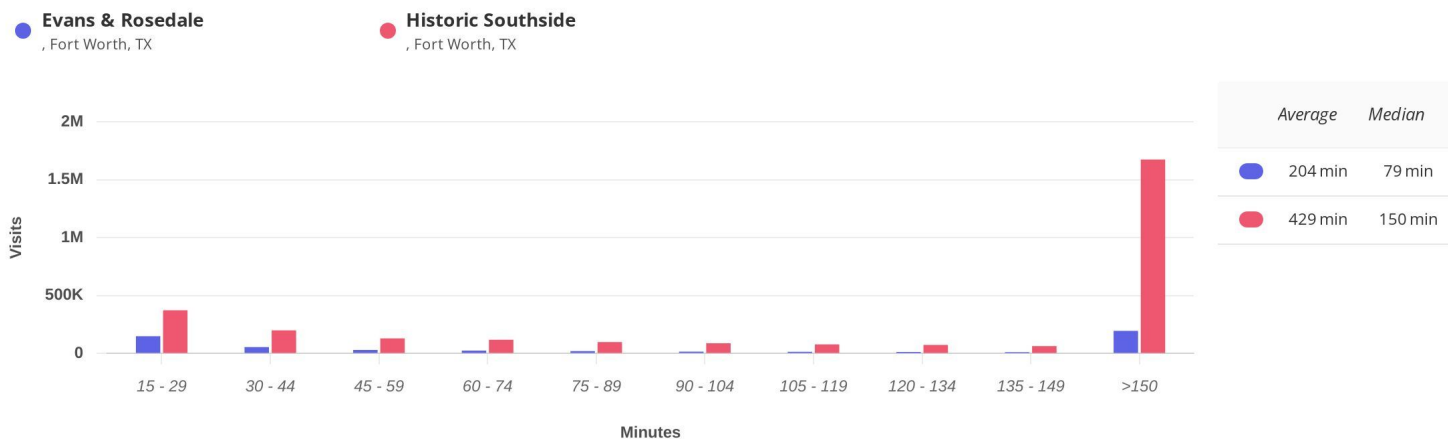
Historic Southside / Fort Worth, TX

Rank	Name	Distance	Visitors
1	La Gran Plaza de Fort Worth / 4200 South Fwy, Fort Worth, TX 76115	3.6 mi	81.1K (34.5%)
2	Dallas-Fort Worth International Airport / 2400 Aviation Drive, Dallas, TX 75261	19.4 mi	76.3K (32.5%)
3	The Shoppes at Renaissance Square / 2700 Renaissance Dr, Fort Worth, TX 76105	2.3 mi	76K (32.4%)
4	Fort Worth Stockyards Station / 140 E Exchange Ave, Fort Worth, TX 76164	4.2 mi	72.9K (31%)
5	Hulen Mall / 4800 S Hulen St, Fort Worth, TX 76132	6.6 mi	67.3K (28.7%)
6	Montgomery Plaza / 2600 W 7th St, Fort Worth, TX 76107	2.7 mi	66.7K (28.4%)
7	The Parks Mall at Arlington / 3811 S Cooper St, Arlington, TX 76015	11.1 mi	60.2K (25.6%)
8	North East Mall / 1101 Melbourne Rd, Hurst, TX 76053	9 mi	59.9K (25.5%)
9	Walmart / 2900 Renaissance Square, Fort Worth, TX 76105	2.4 mi	50.7K (21.6%)
10	Cityview Centre I / 4750 Bryant Irvin Rd #4608, Fort Worth, TX 76132	7.3 mi	50.7K (21.6%)

Category: All Categories | Min. Visits: 1 | Jan 1st, 2023 - Dec 31st, 2023
Data provided by Placer Labs Inc. (www.placer.ai)



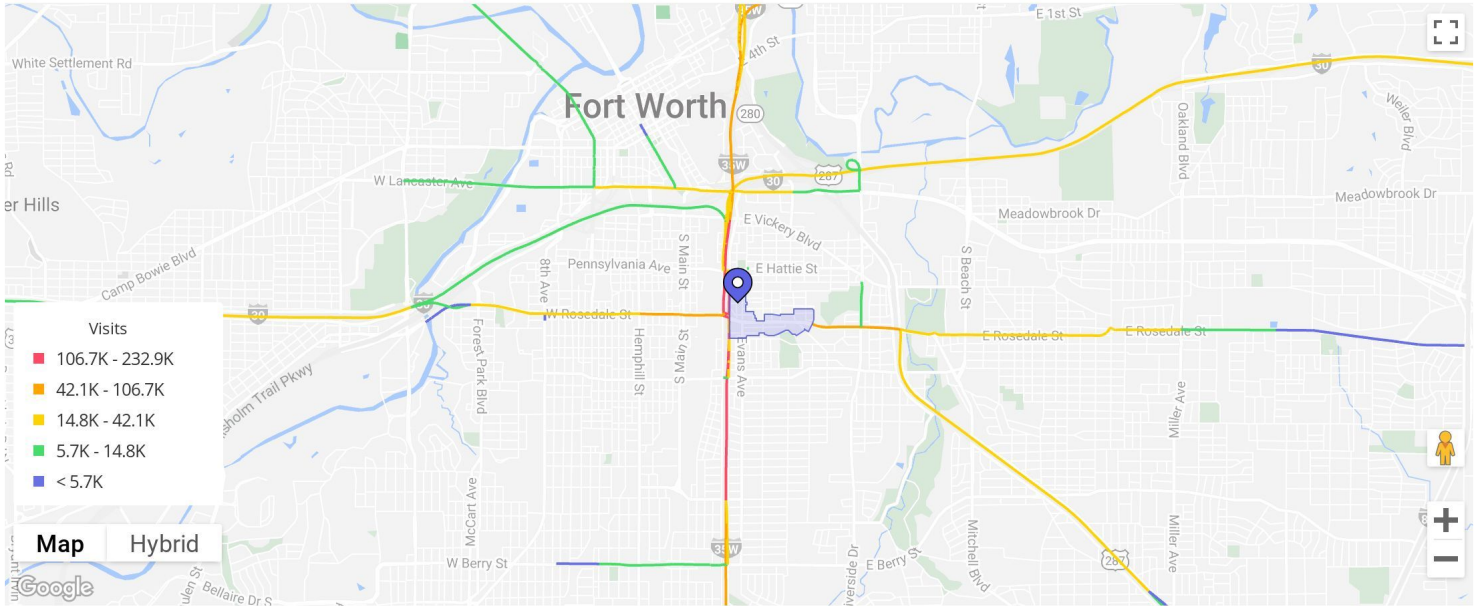
Length of Stay



Visits | Jan 1st, 2023 - Dec 31st, 2023
Data provided by Placer Labs Inc. (www.placer.ai)



Visitor Journey - Routes

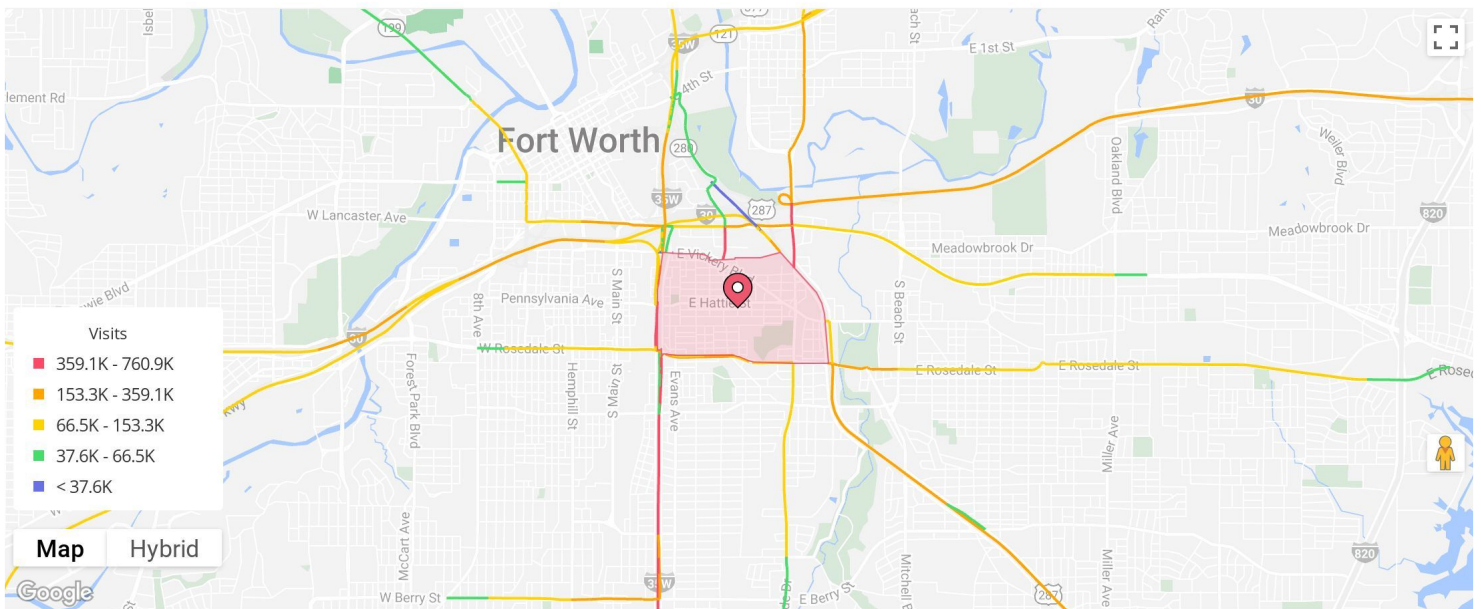


To protect individual privacy, the beginning points shown for each route are approximations and do not represent actual home locations.

Journey Direction: To Property | Jan 1st, 2023 - Dec 31st, 2023
Data provided by Placer Labs Inc. (www.placer.ai)



Visitor Journey - Routes



To protect individual privacy, the beginning points shown for each route are approximations and do not represent actual home locations.

Journey Direction: To Property | Jan 1st, 2023 - Dec 31st, 2023
Data provided by Placer Labs Inc. (www.placer.ai)



Property Overview

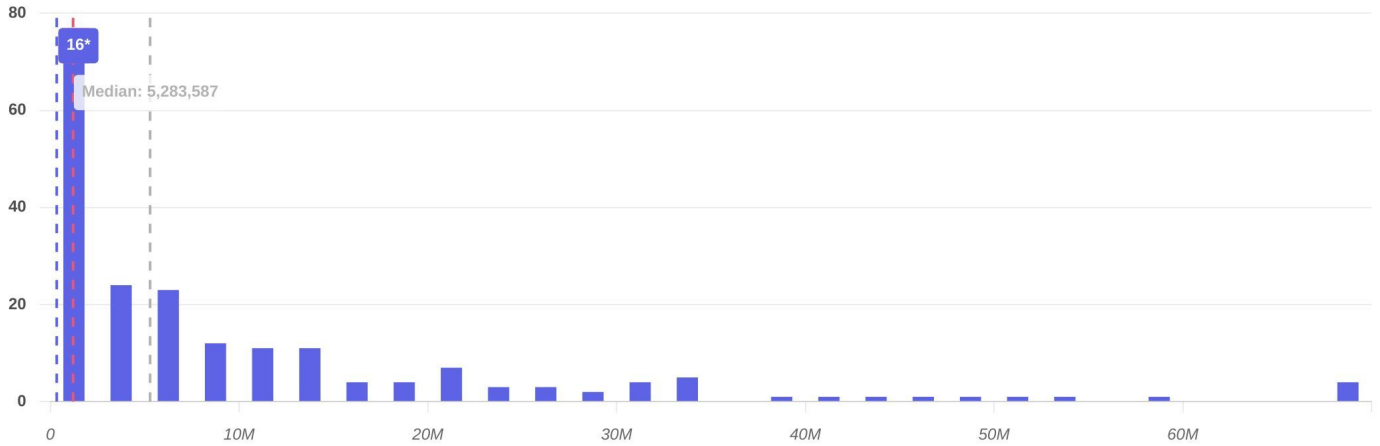
Jan 1 - Dec 31, 2023



Percentile Rank

- **Evans & Rosedale**, Fort Worth, TX
- **Historic Southside**, Fort Worth, TX

of Properties: 199



* Ranking only supports 'full-months' - filters and custom dates are ignored.

* Unverified properties can only show estimated ranking.

Category: Neighborhood | Nationwide | Visits | Jan 1st, 2023 - Dec 31st, 2023
Data provided by Placer Labs Inc. (www.placer.ai)



Property Overview

Jan 1 - Dec 31, 2023

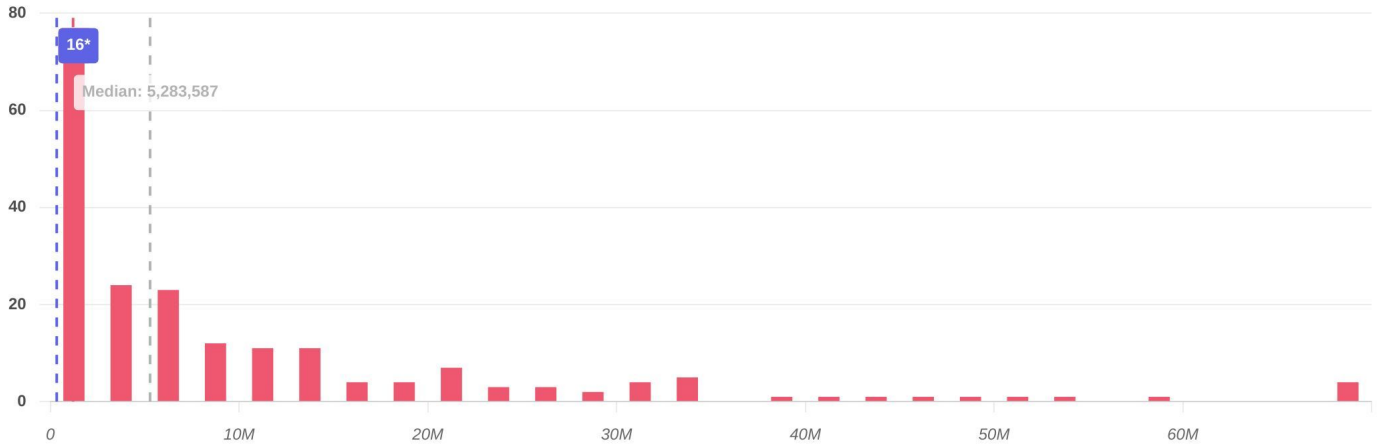


Percentile Rank

● **Evans & Rosedale**
Fort Worth, TX

● **Historic Southside**
Fort Worth, TX

of Properties: 199



* Ranking only supports 'full-months' - filters and custom dates are ignored.

* Unverified properties can only show estimated ranking.

Category: Neighborhood | Nationwide | Visits | Jan 1st, 2023 - Dec 31st, 2023
Data provided by Placer Labs Inc. (www.placer.ai)

