



Neighborhood  
Services

**FINAL**

DECEMBER  
2025



# CONSOLIDATED ANNUAL PERFORMANCE AND EVALUATION REPORT (CAPER) **2024-2025**

Greetings,

The City of Fort Worth is pleased to present the 2024–2025 Consolidated Annual Performance and Evaluation Report (CAPER). This report summarizes the City's accomplishments in carrying out Community Development Block Grant (CDBG), HOME Investment Partnerships Program (HOME), Emergency Solutions Grant (ESG), and Housing Opportunities for Persons with AIDS (HOPWA) activities during the program year.

Throughout 2024–2025, the City continued to make meaningful progress toward the goals outlined in the 2023–2027 Consolidated Plan. The CAPER highlights key achievements, including expanded access to affordable housing, increased support for vulnerable residents through public service programs, improvements in neighborhood infrastructure, and strategic investments that strengthened community resilience. The report also documents the City's commitment to compliance, responsible stewardship of federal funds, and ongoing collaboration with nonprofit partners and service providers.

We invite residents, stakeholders, and partner organizations to review the final CAPER and gain a comprehensive understanding of the City's progress over the past year. Your continued engagement supports our shared mission to build stronger neighborhoods, expand opportunities, and improve quality of life for all Fort Worth residents.

For more information, join our email list, or find out how you and/or your organization can get involved please reach out to Alison Villasana at [alison.villasana@fortworthtexas.gov](mailto:alison.villasana@fortworthtexas.gov).

Thank you for your interest and participation.



## **CR-05 - Goals and Outcomes**

### **Progress the jurisdiction has made in carrying out its strategic plan and its action plan. 91.520(a)**

This could be an overview that includes major initiatives and highlights that were proposed and executed throughout the program year.

The 2024-2025 Consolidated Annual Performance and Evaluation Report (CAPER) summarizes how the City of Fort Worth (City) spent federal funds for housing and community development and reports the City's progress in meeting its goals for the reporting period October 1, 2024, through September 30, 2025. The CAPER includes activities funded by the Community Development Block Grant (CDBG), Emergency Solutions Grant (ESG), HOME Investment Partnerships Program (HOME), and Housing Opportunities for Persons with AIDS (HOPWA) grants. The following is a summary of City progress in meeting goals:

1. **Rental Housing:** The Camp Bowie Apartment Complex is a deeply affordable development in Fort Worth that is scheduled to be completed during the 2025-2026 program year. Camp Bowie will consist of 48 units set aside as permanent Supportive Housing (PSH) units. A total of 4 units will be made accessible in accordance with Section 504 requirements, 3 units will be designated for mobility impairments and 1 for visual or hearing impairments. The 48 units will be available to a Qualifying Population or Low-Income housing units. Journey Home Housing Apartments will also be completed next year. The project will consist of 96 units set aside as Permanent Supportive Housing (PSH) units. A total of 7 units will be made accessible in accordance with Section 504 requirements; 5 units will be designated for mobility impairments and 2 for visual or hearing impairments. The 96 units will be available to a Qualifying Population or Low-Income housing units.
2. **Single-Family Construction:** Four (4) single-family homes in the Polytechnic Heights Neighborhood have been developed by the City's nonprofit partner, Development Corporation of Tarrant County. All four homes were sold to HOME- eligible buyers at or below the 80% AMI as set by the U.S. Department of Housing and Urban Development (HUD), with the last home being sold in September 2025.
3. **Homeownership:** 39 homebuyers received down payment and closing cost assistance and 244 households received homeownership training.
4. **Housing Rehabilitation:** 422 low- and moderate-income homeowners received repairs to their homes through the Cowtown Brush Up Program, Priority Repair Program, and Lead Safe Program. Also, 21 income-eligible homeowners received accessibility improvements through REACH.

5. Homeless Housing and Service Activities: 71 persons at risk of becoming homeless were provided with Homelessness Prevention assistance (TSA); 20 households experiencing homelessness received Rapid Rehousing rental assistance (CTL); 9,562 individuals experiencing homelessness received outreach, case management, and emergency shelter services.
6. Public Service Activities: 1,262 low-income youth received reading, STEM, coaching, mentoring, counseling and other support services; 341 low-income persons received economic empowerment and financial resilience services; 516 low income persons with special needs received supportive services, and/ or housing support services (CFW,TCSH,AOC) 417 low-income seniors received financial exploitation prevention services, and 190 low-income, disabled, food-insecure and/or homebound senior citizens received congregate meals delivered to their home.

**Comparison of the proposed versus actual outcomes for each outcome measure submitted with the consolidated plan and explain, if applicable, why progress was not made toward meeting goals and objectives. 91.520(g)**

Categories, priority levels, funding sources and amounts, outcomes/objectives, goal outcome indicators, units of measure, targets, actual outcomes/outputs, and percentage completed for each of the grantee's program year goals.

Goal	Category	Source / Amount	Indicator	Unit of Measure	Expected – Strategic Plan	Actual – Strategic Plan	Percent Complete	Expected – Program Year	Actual – Program Year	Percent Complete
Accessibility Improvements	Non-Homeless Special Needs	CDBG: \$	Homeowner Housing Rehabilitated	Household Housing Unit	410	149	36%	145	101	70%
Affordable Housing (Renters and Owners)	Affordable Housing	CDBG: \$ / HOME: \$	Public service activities for Low/Moderate Income Housing Benefit	Households Assisted	1200	523	44%	240	244	101.67%



Affordable Housing (Renters and Owners)	Affordable Housing	CDBG: \$ / HOME: \$	Rental units constructed	Household Housing Unit	900	229	25%	402	0	0%
Affordable Housing (Renters and Owners)	Affordable Housing	CDBG: \$ / HOME: \$	Homeowner Housing Added	Household Housing Unit	240	3	1%	240	3	1%
Affordable Housing (Renters and Owners)	Affordable Housing	CDBG: \$ / HOME: \$	Direct Financial Assistance to Homebuyers	Households Assisted	100	73	73%	3	39	1300%
Aging-In-Place	Non-Homeless Special Needs	CDBG: \$	Public service activities other than Low/Moderate Income Housing Benefit	Persons Assisted	16925	814	5%	874	417	48%
Children/ Youth Services	Non-Housing Community Development	CDBG: \$	Public service activities other than Low/Moderate Income Housing Benefit	Persons Assisted	12500	2486	20%	1194	1262	106%

Economic Empowerment and Financial Resilience	Non-Housing Community Development	CDBG: \$	Public service activities other than Low/Moderate Income Housing Benefit	Persons Assisted	1940	784	40%	440	341	77.5%
Healthy Living and Wellness	Non-Housing Community Development	CDBG: \$	Public service activities other than Low/Moderate Income Housing Benefit	Persons Assisted	19000	293	2%	190	190	100%
Homelessness Prevention and Special Needs Support	Homeless	CDBG: \$ HOPWA: \$ / ESG: \$	Public service activities other than Low/Moderate Income Housing Benefit	Persons Assisted	0	491	0%	0	245	0%
Homelessness Prevention and Special Needs Support	Homeless	CDBG: \$ / HOPWA: \$ / ESG: \$	Public service activities for Low/Moderate Income Housing Benefit	Households Assisted	730	130	18%	90	49	54%
Homelessness Prevention and Special Needs Support	Homeless	CDBG: \$ / HOPWA: \$ / ESG: \$	Tenant-based rental assistance / Rapid Rehousing	Households Assisted	565	273	48%	141	136	96%



Homelessness Prevention and Special Needs Support	Homeless	CDBG: \$ / HOPWA: \$ / ESG: \$	Homeless Person Overnight Shelter	Persons Assisted	29280	18283	62%	5856	9562	163%
Homelessness Prevention and Special Needs Support	Homeless	CDBG: \$ / HOPWA: \$ / ESG: \$	Homelessness Prevention	Persons Assisted	625	131	21%	75	71	95%
Homelessness Prevention and Special Needs Support	Homeless	CDBG: \$ / HOPWA: \$ / ESG: \$	HIV/AIDS Housing Operations	Household Housing Unit	300	187	62%	60	106	177%
Housing Preservation and Rehabilitation	Affordable Housing	CDBG: \$ / HOME: \$	Rental units rehabilitated	Household Housing Unit	116	0	0%	0	0	0%
Housing Preservation and Rehabilitation	Affordable Housing	CDBG: \$ / HOME: \$	Homeowner Housing Rehabilitated	Household Housing Unit	1650	688	42%	527	422	80%

Neighborhood Improvement and Revitalization	Non-Housing Community Development	CDBG: \$	Public Facility or Infrastructure Activities other than Low/Moderate Income Housing Benefit	Persons Assisted	10000	0	0%			
---	-----------------------------------	----------	---	------------------	-------	---	----	--	--	--

**Table 1 - Accomplishments – Program Year & Strategic Plan to Date**

**Assess how the jurisdiction’s use of funds, particularly CDBG, addresses the priorities and specific objectives identified in the plan, giving special attention to the highest priority activities identified.**

Goals for the 2024-2025 Action Plan year were met in the following areas, thus addressing the priorities and needs identified in the Consolidated Plan:

- Homelessness Prevention and Special Needs Support
  - HIV/AIDS Housing Operations
    - Facility-Based Operations and services provided by Tarrant County Samaritan Housing
  - Homeless Person Overnight Shelter
    - True Worth Place, Presbyterian Night Shelter, and Safe Haven
  - Public Services OTHER than Low/Moderate Income Housing Benefit
    - Supportive Services to residents living with HIV/AIDS provided by Tarrant County Samaritan Housing, AIDS Outreach Center and the City of Fort Worth’s internal HOPWA Program
- Healthy Living and Wellness
  - Meals on Wheels
- Children and Youth Services
  - United Community Center
  - Boys and Girls Club
  - Junior Achievement of the Chisholm Trail



- Girls Inc.
- Affordable Housing (Renter and Owner)
  - Direct Financial Assistance to Homebuyers
    - Homebuyers Assistance Program (HAP)
  - Public service activities for Low/Moderate Income Housing Benefit
    - This activity consisted of Homebuyer classes for residents buying homes. (Housing Channel)

Goals for the 2024-2025 Action Plan year were NOT met in the following areas (and sub-categories NOT listed above):

- Accessibility Improvements
  - Due to several staff changes both on the contracted agency and the City's side, processing for accessibility improvements for homeowners was delayed. The City will continue providing technical assistance to the agency to assist with the delays and has hired new staff members to address delays on processing the needed approvals for the improvements to begin.
- Affordable Housing:
  - Rental Units Constructed- All rental unit construction projects are currently underway and expected to be completed and closed out by the end of the Consolidated Plan term. At least three rental unit construction projects will be complete during the 2025-2026 program year- Hughes House II, Journey Home, and Camp Bowie.
  - Homeowner Housing added-project is currently underway (Mason Heights)
- Aging in Place; Economic Empowerment and Financial Resilience; Homelessness Prevention and Special Needs Support (Homelessness Prevention, Rental Assistance/Rapid Rehousing, Services for Low/Moderate Income Housing Benefit); Homeowner Housing Preservation and Rehabilitation:
  - External factors affected the ability of partners to reach this goal. The City will provide ongoing technical assistance for agencies under this category as well as seek out additional partners to provide services in these categories.

The areas where goals were not met will be approached as high-priority areas of focus during the upcoming year. Part of the plan to address the deficit includes prioritizing programs and projects whose outcomes align with these areas by awarding extra points to their 2026-2027 Request for Proposal Application and/or setting aside more money to fund these projects.

## CR-10 - Racial and Ethnic composition of families assisted

Describe the families assisted (including the racial and ethnic status of families assisted). 91.520(a)

<u>RACE</u>	CDBG	HOME	ESG	HOPWA	TOTAL
White	1349	48	0	0	1397
Black/African American	1117	46	0	0	1163
Asian	30	14	0	0	44
American Indian or American Native	14	0	0	0	14
Native Hawaiian or other Pacific Islander	0	0	0	0	0
TOTAL	2510	108	0	00	2618
<u>ETHNICITY</u>	CDBG	HOME	ESG	HOPWA	TOTAL
Hispanic	844	44			888
Not Hispanic	1666	64			1730

Table 2 – Table of assistance to racial and ethnic populations by source of funds

### Narrative

City-funded programs have continued to be effective in reaching a diverse population throughout Fort Worth, including low-income individuals, seniors, racially and ethnically minorities, persons with mobility impairments, and those experiencing homelessness. This includes all the programs/services offered throughout the Neighborhood Services Department and/or its subrecipient agency partners - Homebuyer Assistance Program, Priority Repair Program, Cowtown Brushup, Lead Hazard Reduction Program, REACH Project Ramp, and homeless services provided through partner agencies. Although not reflected in the chart above, both ESG and HOPWA programs service diverse populations. These numbers are reported in SAGE for ESG, and through Cloudburst Group for HOPWA.



## CR-15 - Resources and Investments 91.520(a)

### Identify the resources made available

Source of Funds	Source	Resources Made Available	Amount Expended During Program Year
CDBG	public - federal	\$7,006,875.00	\$9,472,524.00
HOME	public - federal	\$2,763,143.59	\$1,039,497.45
HOPWA	public - federal	\$2,651,960.00	\$3,408,517.43
ESG	public - federal	\$614,768.00	\$738,363.16

**Table 3 - Resources Made Available**

### Narrative

The above resources made available include all funds allocated for the 2024-2025 program year and anticipated program income. The expenditures include funds from both current and prior years, as well as expenditures of program income received during the year. Many projects, such as public facilities or affordable housing development, take more than one year to complete. During the reporting period, the following Federal Program Administration requirements were met:

- CDBG: 100% of CDBG funds spent were dedicated to activities that benefited low- and moderate-income individuals, thus exceeding the 70% minimum standard for overall program benefits. 20% of the CDBG funds expended were spent on planning and administration, thus complying with the 20% cap for administration. 15% of the CDBG funds were spent on public service activities, thus complying with the 15% cap for public service activities.
- Timeliness Test: The City expended CDBG funds in a timely manner in accordance with HUD regulations, which require that a grantee not have more than 1.5 times its prior year grant amount on hand, 60 days before the end of its program year.
- HOME: HOME funds spent on planning and administration were less than the 10% cap for administration. The funds expended included Program Income from loan repayments received during the year. The City met the statutory 24-month total commitment and CHDO reservation deadline for its FY2022 HOME allocation, as well as the statutory 8-year expenditure requirement for its FY 2016 HOME allocation.

### Identify the geographic distribution and location of investments

Target Area	Planned Percentage of Allocation	Actual Percentage of Allocation	Narrative Description
Citywide	100	100	Comprehensive

**Table 4 – Identify the geographic distribution and location of investments**

## **Narrative**

Though most HUD-funded programs are geographically distributed citywide, and the Consolidated Plan does not designate particular target area goals, the City also funded some projects in targeted areas during the program year.

**Citywide Programs:** Rehabilitation and homebuyer assistance programs are offered citywide, with all residents eligible to apply based on income and other program requirements. These include the Cowtown Brush Up, Lead Safe, REACH, and Priority Repair programs which offer housing rehabilitation assistance to low- and moderate-income homeowners citywide. However, based on the age of housing stock and the residency pattern of lower-income homeowners, the majority of homes completed for these housing rehabilitation programs are located in central city areas as shown on the attached maps. The Homebuyer Assistance Program (HAP) provided down payment and closing cost assistance to income-eligible applicants on a citywide basis. The attached map shows the geographic distribution and location of investments for the HAP program.

**Target Projects:** Some federal funds have been allocated to targeted areas to revitalize neighborhoods. The City also works with various Community Housing Development Organizations (CHDOs) and housing developers to construct infill housing in targeted neighborhoods. During the program year, HUD grant funds were provided to developers building single family and multifamily housing in the Renaissance Heights neighborhood.

## **Leveraging**

**Explain how federal funds leveraged additional resources (private, state and local funds), including a description of how matching requirements were satisfied, as well as how any publicly owned land or property located within the jurisdiction that was used to address the needs identified in the plan.**

Private and local funds are leveraged by both housing and public service activities. For public services, CDBG, ESG, and HOPWA subrecipient non-profit agencies documented leveraged funds from additional private and public, non-HUD resources. The statutory ESG match requirements were met by each of the five (5) subrecipient agencies as outlined below.

**Center for Transforming Lives** met the ESG match requirement through the leveraging of donations and grants received from Tarrant County, City of Arlington, and Continuum of Care. These leveraged funds were used to cover staff salaries and fringe benefits, utilities, operation expenses, and rental assistance/security deposits for clients.

**Presbyterian Night Shelter** met the ESG match requirement through the leveraging of private fundraising, donations from Tarrant County ESG, and FEMA Emergency Food & Shelter Program. Leveraged funds were used to cover the costs of staff salaries, fringe benefits, utilities, operation expenses and meals served to shelter clients.

**The Salvation Army** met the ESG match requirement through the leveraging of private fundraising, Directions Home grant, TDHCA ESG, and unrestricted general donations. Leveraged funds were used to pay staff salaries, fringe benefits, and rental assistance to clients.

**SafeHaven of Tarrant County** met the ESG match requirement through the leveraging of private donations from the Fort Worth Foundation and Tarrant County ESG. Leveraged funds were used to cover costs for staff salaries, fringe benefits, utilities, maintenance, and program supplies.

For HOPWA, the two project sponsors (AIDS Outreach Center, Tarrant County Samaritan Housing), leveraged funds from fundraising, private donations, Tarrant County Public Health Department, Tarrant County Community Development, and other federal resources including Ryan White HIV/AIDS program funds.

The Homebuyer Assistance Program (HAP) leveraged **\$8,389,155.90** in funds from home mortgages made by private lenders.

HOME-funded multifamily developments leverage significant amounts of private lenders. HOME match obligations were met through the leverage of waived interest from 11 Trinity Habitat for Humanity home loans.

<b>Fiscal Year Summary – HOME Match</b>	
1. Excess match from prior Federal fiscal year	3,006,656.15
2. Match contributed during current Federal fiscal year	829,779.18
3. Total match available for current Federal fiscal year (Line 1 plus Line 2)	3,836,435.33
4. Match liability for current Federal fiscal year	258,073.69
5. Excess match carried over to next Federal fiscal year (Line 3 minus Line 4)	3,578.361.64

**Table 5 – Fiscal Year Summary - HOME Match Report**



Match Contribution for the Federal Fiscal Year								
Project No. or Other ID	Date of Contribution	Cash (non-Federal sources)	Foregone Taxes, Fees, Charges	Appraised Land/Real Property	Required Infrastructure	Site Preparation, Construction Materials, Donated labor	Bond Financing	Total Match
Present value of yield foregone - Trinity Habitat for Humanity - Homebuyer Assistance Program	9/30/2025	0	829,779.18	0	0	0	0	829,779.18

**Table 6 – Match Contribution for the Federal Fiscal Year**

**HOME MBE/WBE report**

Program Income – Enter the program amounts for the reporting period				
Balance on hand at beginning of reporting period \$	Amount received during reporting period \$	Total amount expended during reporting period \$	Amount expended for TBRA \$	Balance on hand at end of reporting period \$
551.77	104,209.24	0	0	104,761.01

**Table 7 – Program Income**

Minority Business Enterprises and Women Business Enterprises – Indicate the number and dollar value of contracts for HOME projects completed during the reporting period						
	Total	Minority Business Enterprises				White Non-Hispanic
		Alaskan Native or American Indian	Asian or Pacific Islander	Black Non-Hispanic	Hispanic	
Contracts						
Number	0	0	0	0	0	0
Dollar Amount	0	0	0	0	0	0
Sub-Contracts						
Number	0	0	0	0	0	0
Dollar Amount	0	0	0	0	0	0
	Total	Women Business Enterprises		Male		
Contracts						
Number	0	0		0		
Dollar Amount	0	0		0		
Sub-Contracts						
Number	0	0		0		
Dollar Amount	0	0		0		

**Table 8 - Minority Business and Women Business Enterprises**

<b>Minority Owners of Rental Property – Indicate the number of HOME assisted rental property owners and the total amount of HOME funds in these rental properties assisted</b>						
	<b>Total</b>	<b>Minority Property Owners</b>				<b>White Non-Hispanic</b>
		<b>Alaskan Native or American Indian</b>	<b>Asian or Pacific Islander</b>	<b>Black Non-Hispanic</b>	<b>Hispanic</b>	
Number	0	0	0	0	0	0
Dollar Amount	0	0	0	0	0	0

**Table 9 – Minority Owners of Rental Property**

<b>Relocation and Real Property Acquisition</b> – Indicate the number of persons displaced, the cost of relocation payments, the number of parcels acquired, and the cost of acquisition						
Parcels Acquired		0		0		
Businesses Displaced		0		0		
Nonprofit Organizations Displaced		0		0		
Households Temporarily Relocated, not Displaced		0		0		
Households Displaced	Total	Minority Property Enterprises				White Non-Hispanic
		Alaskan Native or American Indian	Asian or Pacific Islander	Black Non-Hispanic	Hispanic	
Number	0	0	0	0	0	0
Cost	0	0	0	0	0	0

**Table 10 – Relocation and Real Property Acquisition**

## CR-20 - Affordable Housing 91.520(b)

**Evaluation of the jurisdiction's progress in providing affordable housing, including the number and types of families served, the number of extremely low-income, low-income, moderate-income, and middle-income persons served.**

	One-Year Goal	Actual
Number of Homeless households to be provided affordable housing units	25	20
Number of Non-Homeless households to be provided affordable housing units	1195	461
Number of Special-Needs households to be provided affordable housing units	244	243
<b>Total</b>	<b>1464</b>	<b>724</b>

**Table 11 – Number of Households**

	One-Year Goal	Actual
Number of households supported through Rental Assistance	199	242
Number of households supported through The Production of New Units	650	0
Number of households supported through Rehab of Existing Units	612	443
Number of households supported through Acquisition of Existing Units	3	39
<b>Total</b>	<b>1464</b>	<b>724</b>

**Table 12 – Number of Households Supported**

**Discuss the difference between goals and outcomes and problems encountered in meeting these goals.**

Table 11 summarizes housing activities by household type, while Table 12 provides the same information but is summarized by assistance type. This section is a break down of the outcomes based on the goals set in AP-55 of the 2024-2025 Action Plan, along with the goals set for the City's LEAD Abatement program.

The number of homeless persons provided housing includes Rapid Rehousing activities performed by the Center for Transforming Lives, a subrecipient of ESG.

The number of non-homeless provided with affordable housing includes the rehabilitation programs (with the exception of REACH), the acquisition of existing units, and the new production of units, as summarized above. This goal (along with the production of new units

goal) has not yet been met due to the production of the remaining units still being under construction. This number includes the housing construction projects for units under the Hughes House II, Mason Heights, Columbia Renaissance projects. Hughes House II is at least 90% complete, while the other two projects are well under way and expected to be completed prior to the end of the current Consolidated Plan.

The number of special needs persons to be provided with affordable housing includes HOPWA TBRA, HOPWA Facility Based, and the REACH accessibility rehab program.

The number of households to be assisted with Rental Assistance includes HOPWA TBRA clients, Rapid Rehousing clients, and HOPWA Facility Based Housing Assistance.

Rehabilitation of existing units includes the Priority Repair, Cowtown Brush Up, Lead Safe, and REACH accessibility programs. The City did not meet its goal here due to high staff turnover causing delays in approvals needed to begin the minor rehab projects.

The production of new units goal was not reached this year due to the construction of the homes still being under construction. This project is expected to be completed by the end of the current 2023-2027 Consolidated Plan.

**Discuss how these outcomes will impact future annual action plans.**

For Rental Assistance, the City will continue to explore opportunities to expand partnerships with existing or new providers through its annual Public Service Agency (PSA) Request for Proposals (RFP) process. As well as provide additional technical assistance to its partners to support the meeting of set goals.

**Include the number of extremely low-income, low-income, and moderate-income persons served by each activity where information on income by family size is required to determine the eligibility of the activity.**

<b>Number of Households Served</b>	<b>CDBG Actual</b>	<b>HOME Actual</b>
Extremely Low-income	276	6
Low-income	147	10
Moderate-income	60	23
<b>Total</b>	<b>483</b>	<b>39</b>

**Table 13 – Number of Households Served**

## **CR-25 - Homeless and Other Special Needs 91.220(d, e); 91.320(d, e); 91.520(c)**

**Evaluate the jurisdiction's progress in meeting its specific objectives for reducing and ending homelessness through:**

The City of Fort Worth is part of the TX-601 Fort Worth, Arlington/Tarrant County Continuum of Care. According to the 2025 Point in Time Count, there was an increase in homelessness from January 2024 to January 2025.

In the City of Fort Worth, homelessness overall increased 11% while unsheltered homelessness increased 7%, veteran homelessness increased 8% and family homelessness decreased 13%.

The City of Fort Worth uses approximately \$6.5 million in general funds to supplement federal and state funding for the homelessness system. The City primarily invests in diversion and rapid exit to quickly move households out of homelessness and into housing and also in permanent supportive housing, which supports the most vulnerable chronically homeless population.

The budget breakdown is shown in the table below.

Program	Description	Funding	FY 25 Goal	FY 25 Results
High ImpACT	Providing 40 slots of housing assistance and providing 80 clients with psychiatric and medical services for unsheltered severely mentally ill	\$2,178,303.00	80	80
Critical documents	Assists unsheltered clients obtain identification	\$150,000	At least 360	2,313 (Nature of program shifted from FY25 to FY26)
Street outreach	Assists unsheltered clients connect to services in specific areas of the city	\$457,316	At least 500	326
Permanent	Provides case	\$1,175,977	At least 275	300

Supportive Housing case management	management services to formerly chronically homeless clients			
Flexible Fund Administration	Oversees reimbursements to homeless service agencies for eligible costs such as diversion, one time housing expenses, cooling stations, cold weather family shelter etc	\$500,000	At least 850	689
Rapid exit	Provides one time assistance to employed homeless households	\$1,556,746.00	At least 360	410
Cold Weather Shelter	Provides staffing to run overflow cold weather shelter	\$200,000	At least 200	Highest night was 140

### **Reaching out to homeless persons (especially unsheltered persons) and assessing their individual needs**

Homeless Strategies, the City unit dedicated to reducing homelessness, conducted stakeholder meetings with approximately 300 people from four major groups: homeless service providers, City personnel (council members, department heads, Police), community (churches, neighborhood associations) and those with lived experience of homelessness.

Based on their input, the City shifted its general fund budget to focus on reducing unsheltered homelessness. Some programs were cut, and others were expanded to allow for larger focus on unsheltered homelessness.

The street outreach funding increased allowing 6 City funded street outreach workers with DRC-

Solutions. The High ImpACT program was funded at \$2.2 million annually to specifically house those living unsheltered with severe mental health needs.

Also as a result of stakeholder input, the City has preferences in other funded programs for those people experiencing unsheltered homelessness – such as the rapid exit program, permanent supportive housing and flexible funding.

The City's goal is to reduce unsheltered homelessness by quickly connecting households with permanent housing. The City encourages those living unsheltered to access emergency shelter – however that is not a requirement to access permanent housing. At times, there is no shelter capacity and even those who want to access shelter cannot do so.

Outreach teams are trained to help people acquire needed documents to either establish chronicity and/or disability. Outreach also works with people to obtain identification documents needed to apply for housing and employment.

Street outreach teams that serve the Fort Worth area: Acclaim Street Medicine, My Health, My Resources of Tarrant County, Veterans Administration, Endeavors, Seasons of Change, Transition Resource Action Center, DRC- Solutions, Love and Light Ministries and Hands of Hope. These outreach teams provide services to unsheltered homeless persons to connect them to stable housing. The outreach teams work individually with clients to conduct HUD and housing assessments in accordance with the CoC's Coordinated Assessment System.

In its **FY2026** budget, the City increased funding allocated to street outreach and now funds 6 street outreach workers with DRC-Solutions. These outreach workers work with neighborhood patrol officers to locate and offer services to unsheltered individuals in particular regions of the city.

### **Addressing the emergency shelter and transitional housing needs of homeless persons**

In order to better serve the unsheltered population, the City of Fort Worth ("City") through its general funds is providing cold weather emergency shelter overflow beds.

The City provides ESG Funding for emergency shelters and homeless service agencies to maintain the core safety net. Agencies receiving ESG funding for emergency shelter in the 2026-2026 Action Plan include the Presbyterian Night Shelter, The Archway (formerly Safe Haven of Tarrant County), and True Worth Place (day shelter).

**Helping low-income individuals and families avoid becoming homeless, especially extremely low-income individuals and families and those who are: likely to become homeless after being discharged from publicly funded institutions and systems of care (such as health care facilities, mental health facilities, foster care and other youth facilities, and corrections**



**programs and institutions); and, receiving assistance from public or private agencies that address housing, health, social services, employment, education, or youth needs**

With ESG funding, the City of Fort Worth provides funding for homelessness prevention through The Salvation Army. There is a preference for serving formerly homeless households. This is a best practice acknowledging the only predictor of homelessness is a prior episode of homelessness.

It is a City goal that any sub-recipient receiving federal funds to benefit homeless persons and persons at risk of homelessness will not discharge any person without conducting a risk assessment and making appropriate referrals to other community resources.

There is a quarterly discharge planning meeting hosted by Partnership Home (formerly Tarrant County Homeless Coalition) for homeless response agencies and local hospital staff to continue to solidify processes for discharge that best serve the community.

The hospital discharge committee meets quarterly to increase collaboration between shelters, outreach teams, and healthcare facilities to navigate discharges to homeless situations. This committee includes representatives from local shelters, outreach teams, Tarrant County, City of Fort Worth, the CoC Lead Agency, MHMR, Tarrant County Public Health, John Peter Smith Hospital, Texas Health Resources, Medstar, and Baylor Scott & White. This committee reviews mental health care cases that have had difficulty with placement and provides feedback and resources to local hospitals to avoid discharge to homelessness. Those with chronic health conditions are prioritized for Supportive Housing or assisted by Housing Placement Specialist to identify long term, rehab, or assisted living care.

The CoC encourages homeless service agencies and other organizations which serve homeless and at-risk populations to develop and implement discharge plans that comply with the following general guidelines:

- Clients exiting a shelter and/or transitional housing program should be exited to stable housing, meaning to a decent, safe, and sanitary place meant for human habitation with a rent or mortgage that is affordable for the client at the time of exit.
- For clients exiting the shelter and/or program due to program non-compliance, agency staff should make every effort to ensure that the client is not discharged into homelessness; documentation of efforts must be maintained in the HMIS system on a HUD Exit Assessment form or equivalent.
- For clients receiving financial assistance prior to exit, agency staff should complete an assessment based on currently available income data. The purpose of this assessment is to

determine whether stable housing will be maintained as a result of an income-producing job and/or other consistent financial resources. Fort Worth's HUD-funded homeless programs make every effort to comply with the above guidelines.

**Helping homeless persons (especially chronically homeless individuals and families, families with children, veterans and their families, and unaccompanied youth) make the transition to permanent housing and independent living, including shortening the period of time that individuals and families experience homelessness, facilitating access for homeless individuals and families to affordable housing units, and preventing individuals and families who were recently homeless from becoming homeless again**

### **Chronically homeless**

In October, 144 units of permanent supportive housing began leasing at two different projects that were largely ARPA funded but also had the City general funding, Fort Worth Housing Finance Corporation funding and private matching funds.

High ImpACT focuses on the intersection of homelessness and mental illness in seven target areas of the city. Neighborhood police officers have referred individuals who have either been homeless a long time or who they suspect have severe mental illness. The program has two parts – City funded housing assistance and also an Assertive Community Treatment Team made up of psychiatric and medical professionals to care for those with high needs.

Based on the success of a 17-month pilot, City Council voted to continue funding for the High ImpACT program. Specifically, 86% of referrals who were offered housing accepted housing. And 94% of those housed remained housed one year later. There was a significant increase in those receiving mental health services also.

### **Families**

In 2025, 410 households were diverted or rapidly exited through the City funded program.

### **Veterans**

The system continues to make progress in lowering veteran homelessness. As of October 2025, there were 77 homeless veterans in Tarrant and Parker counties. These veterans are mainly served through resources such as Veterans Affairs Supportive Housing program (VASH) and the Supportive Services for Veteran Families program (SSVF).

### **Unaccompanied Youth**

The City's Homeless Strategies unit oversees a grant specifically for youth ages 18-24 from Texas

Department of Housing and Community Affairs. This grant is used for rapid rehousing homeless youth. There is also a state grant for street outreach for unsheltered young people.

## **CR-30 - Public Housing 91.220(h); 91.320(j)**

### **Actions taken to address the needs of public housing**

The City will continue to provide certifications of consistency with the Consolidated Plan for Fort Worth Housing Solutions (FWHS) projects and proposals and will continue to support FWHS efforts to obtain funds to expand affordable housing options. In recent years, FWHS has used various strategies to reposition its public housing portfolio. These strategies include the Department of Housing and Urban Development's Rental Assistance Demonstration program, Section 18 Demolition, and a proposed Streamlined Voluntary Conversion (Section 22). This has allowed FWHS to move families from a public housing platform to other forms of HUD rental assistance, such as Project-Based Rental Assistance (PBRA) and Housing Choice Voucher (HCV) and disperse units into areas of higher opportunity. As a result of repositioning public housing to these alternative rental assistance programs, FWHS has been able to leverage public and private funding to increase the supply of affordable housing in the City of Fort Worth.

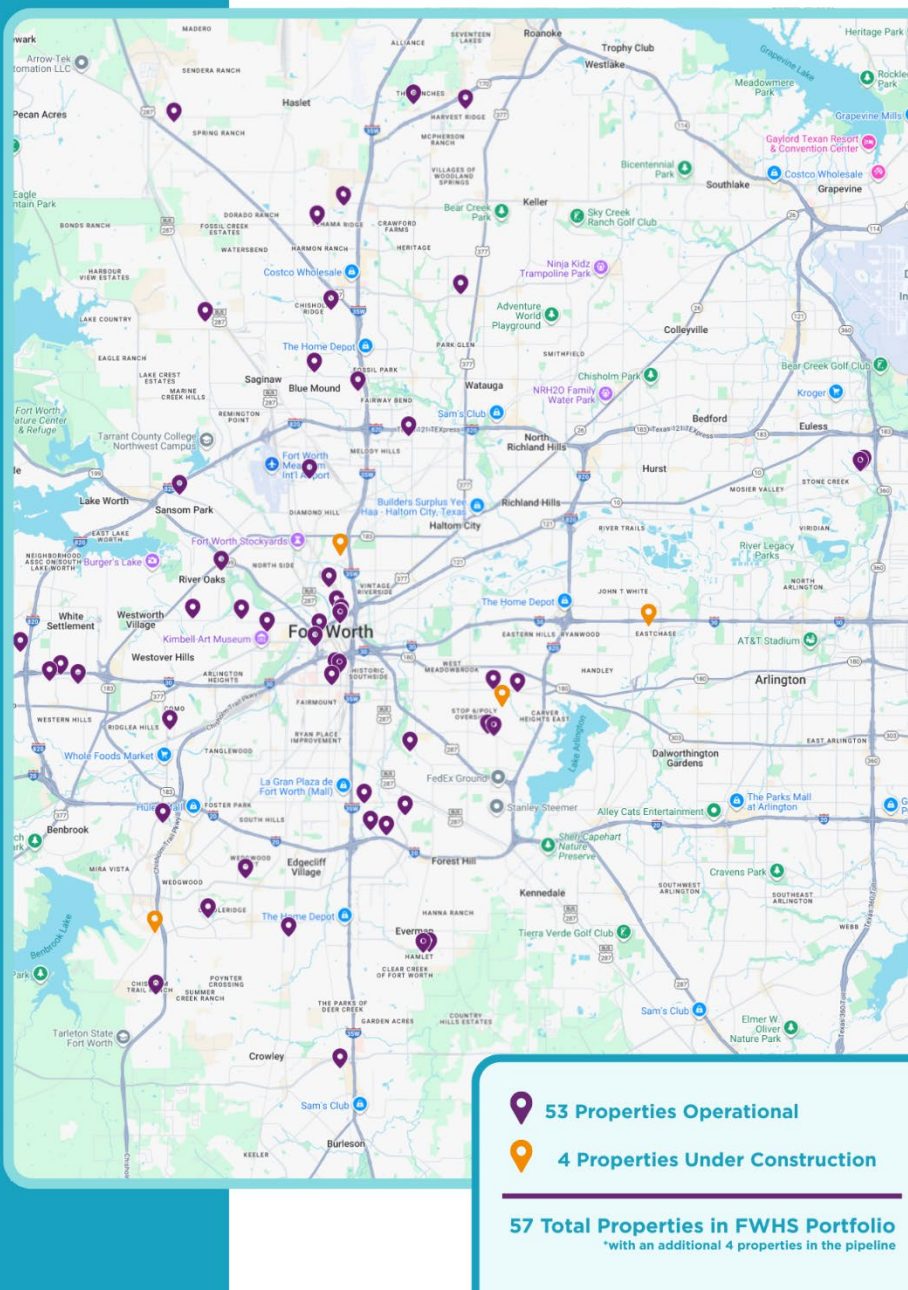
FWHS received approval of its Section 18 Demolition and Disposition application for the remaining 179 Butler public housing units from the Department of Housing and Urban Developments during the 3<sup>rd</sup> quarter of 2025. FWHS has 16 public housing units remaining and plans to close out of the public housing programs by the end of the 4th quarter of 2026.

Additionally, the City of Fort Worth continues to support FWHS revitalization efforts for the Stop Six Choice Neighborhood Transformation Plan, which includes adding an additional 900 affordable housing units that will be located on the former J.A. Cavile Place public housing site and the surrounding area. Of the 900 units, 300 former public housing units will be converted into a Project Based rental assistance platform and the remaining units will be Low-income Housing Tax Credits and Market Rate units. Participation in these projects supports the financial stability of FWHS and has provided assisted housing residents with more options and opportunities to locate affordable rental units in what is currently a highly competitive rental market.

Fort Worth Housing Solutions currently has 52 properties in their inventory as shown below:

# FWHS PORTFOLIO MAP

AS OF NOVEMBER 2025



## Actions taken to encourage public housing residents to become more involved in management and participate in homeownership

The City works closely with FWHS to provide homeownership programs for FWHS housing clients. Fort Worth's Neighborhood Services Department offers FWHS residents assistance through the Homebuyer Assistance Program as well as homeownership counseling.

### **Actions taken to provide assistance to troubled PHAs**

Fort Worth Housing Solutions is not designated as troubled; therefore, this section does not apply.

## **CR-35 - Other Actions 91.220(j)-(k); 91.320(i)-(j)**

**Actions taken to remove or ameliorate the negative effects of public policies that serve as barriers to affordable housing such as land use controls, tax policies affecting land, zoning ordinances, building codes, fees and charges, growth limitations, and policies affecting the return on residential investment. 91.220 (j); 91.320 (i)**

Fort Worth maintains its commitment to preserve and maintain the existing stock of affordable housing. In addition, the City is committed to increasing the stock of affordable housing. Due to the of rising construction costs, the ability to finance developments that would serve families with incomes of less than 80 percent of AMI is becoming increasingly difficult, which continues to be a challenge currently. Most of these projects require assistance either through federal funds or low-income housing tax credits, and the competition for these dollars is becoming more competitive. In addition, the lack of efficient public transportation throughout the city limits the ability to develop affordable housing in all areas of the city without also increasing barriers to employment opportunities for protected classes.

In accordance with commitments made in its Consolidated Plan, the City of Fort Worth continues to implement measures to make housing more affordable and minimize any cost-increasing effects of regulatory policies through maintaining local Neighborhood Empowerment Zones as authorized by Texas state law where incentives including tax abatement and development fee waivers can be offered to developers to promote affordable housing and economic development.

The City Council has adopted an amendment to its incentive policy to require that all developments that contain rental housing have at least 20% affordable units.

City staff participated in numerous housing fairs, open houses, resource fairs, and forums to provide information to the community.

The City also received additional funding sources for housing rehabilitation through the state Weatherization Assistance Program, the HUD Lead Hazard Reduction Grant Program, and the Low-Income Housing Tax Credit Program.

**Actions taken to address obstacles to meeting underserved needs. 91.220(k); 91.320(j)**

The primary obstacle to meeting underserved needs is limited federal and local funding. The needs of the community are greater than the available local and federal funds. This challenge is growing as the City grows in population and market forces decrease the availability of affordable housing units. The City has developed partnerships and will continue to seek partnerships with developers in order to apply for more tax credit applications and other

grants. The City required sub-recipients of grant funds to leverage funds from other funding sources for their eligible projects and programs in order to help the federal dollars touch more projects. The City continued to fund the Resource Center on Independent Living (REACH Project Ramp) program which provides ramps and grab bars to low- and moderate-income residents. The City has also utilized its Community Action Partners (CAP) to further reach and inform target populations of all services provided through Federal and State funding. In addition, the City required projects that received residential accessibility concerns through its Reasonable Accommodation Ordinance, which lays out specific procedures by which disabled persons can request reasonable accommodation when seeking land use or development permits.

### **Community Development Block Grant – Disaster Recovery (CDBG-DR)**

The City of Fort Worth was awarded a total of \$27,472,000.00 in CDBG-DR funds in March 2022 (\$16,614,000.00) and November 2022 (\$10,858,000.00). These funds were in response to the 2021 Winter Storm Uri and are to address unmet needs of Fort Worth low- to moderate-income residents and property owners. In addition, funds were allocated for mitigation to address potential hazards that the city is susceptible to, enhancing its resilience in the face of adversity. The City Council approved the CDBG-DR Action Plan on February 14, 2023, and a Substantial Amendment to this Action Plan was approved on January 28, 2025.

The City began accepting applications for the Homeowner Assistance Repairs and Rehabilitation Program in March 2025, and is in the process of reviewing responses to the Notice of Funding Availability for the Multifamily Housing Recovery Program.

Funds are anticipated to be used as follows:

- |   |                 |
|---|-----------------|
| • Administration  | \$1,373,600.00  |
| • Planning  | \$ 220,000.00   |
| • Mitigation  | \$4,083,000.00  |
| • Single-Family Homeowner Assistance Repairs and Rehabilitation Program (HARRP) | \$6,795,400.00  |
| • Multifamily Affordable Rental Housing   | \$15,000,000.00 |

### **Actions taken to reduce lead-based paint hazards. 91.220(k); 91.320(j)**

In October 2024, Fort Worth was awarded a fifth Lead Hazard Reduction Grant from the Office of Healthy Homes and Lead Hazard Control (OHHLHC) in the amount of \$5,000,000.00 of lead hazard control funds and \$700,000.00 of Healthy Homes Supplement Funds. The purpose of the grant is to identify and control lead-based paint hazards in eligible privately owned and rental housing. The award was matched with \$750,000.00 in CDBG funds. The resulting Lead Safe Program (LSP) focuses on prevention and reduction of childhood lead poisoning for low-income families with children under six years of age, living in pre-1978 housing. The City has



integrated the LSP into all of its housing rehabilitation activities. The program has set goals to clear lead hazards from 169 housing units (42 units per year). The program has set a goal of 169 inspections of housing units to determine the presence of lead-based paint hazards in the 4-year period of the grant.

**Actions taken to reduce the number of poverty-level families. 91.220(k); 91.320(j)**

The City focused efforts to address poverty by supporting employment, and training programs to improve the academic, basic, and technical skills of low-income persons so that they can find jobs or improve their earning capacity, such as the programs operated by Easter Seals North Texas, Safe City Commission, The Women's Center of Tarrant County, Taste Project, Your Harvest House and various non-profit organizations.

Throughout the Community Services Division of Neighborhood Services, the City provided emergency utility assistance to income-eligible families in financial stress and referred to qualifying families for Weatherization repairs on their homes to increase energy efficiency. The City used HUD grant funds to provide urgently needed home repairs such as water heater replacement, plumbing, or gas leak repair, and HVAC repair; and assisted with exterior paint on homes of the elderly, very low-income homeowners. Home repair services were provided by the city through construction contractors or through non-profit housing organizations.

**Actions taken to develop institutional structure. 91.220(k); 91.320(j)**

The Neighborhood Services Department administered grant-based programs aimed at strengthening Fort Worth neighborhoods through community development, affordable housing, and human capital development programs and projects. The City's Housing Finance Corporation continues to participate in the development of affordable housing by partnering with developers on multifamily projects that create more units of affordable workforce housing throughout the city, particularly in neighborhood revitalization or high opportunity areas.

**Certificates of Consistency:** During the 2024-2025 reporting period, the City did not receive or approve any Certificates of consistency, however the City affirms that all activities and projects began, continued, and/or completed during the 2024-2025 program year aligned with the City's 2023-2027 Consolidated Plan.

**Actions taken to enhance coordination between public and private housing and social service agencies. 91.220(k); 91.320(j)**

To enhance coordination between public and private housing and social service agencies, the City provided technical assistance to all public service subrecipients listed in each year's Action Plan projects summary, as well as to CHDOs under contract with the City, and to all existing

HOME-funded rental projects throughout their affordability periods. City representatives attend regular meetings of the Partnership Home and CoC and work with the FWHS and affordable housing developers on common projects.

**Identify actions taken to overcome the effects of any impediments identified in the jurisdictions analysis of impediments to fair housing choice. 91.520(a)**

The 2023-2027 Consolidated Plan was completed in August 2023 and included an updated Analysis of Impediments to Fair Housing.

In August 2023, NSD published the Fort Worth Neighborhood Conservation Plan and Housing Affordability Strategy. This plan provided stakeholders (city staff, leaders, residents, and partners) with an in-depth overview regarding the state of affordable housing in the City, highlighted areas of improvement and barriers to affordable housing in the City of Fort Worth and provided strategies to mitigate these issues. Twenty-three (23) housing affordability strategies were identified to help mitigate some of the concerns, and barriers to affordable housing. Among the strategies included were establishing a land bank, adopting a neighborhood pattern book of pre-approved housing designs, expanding mixed-use zoning, creating community land trusts, and funding a zoning and code review with the goal of eliminating any barriers found in the city's code and zoning policies.

In order to further its efforts to create more affordable housing and hopefully eliminate or decrease homelessness, the City of Fort Worth applied for the PRO-Housing Grant in November 2023. This grant is specifically aimed at funding projects that identify and remove barriers to affordable housing- something the City was already doing through the Affordable Housing Strategy and other projects listed in this report. In June 2024, the City was awarded a \$5,000,000.00 grant to address barriers to affordable housing. The PRO-Housing Action Plan was approved on September 30, 2025.

The City is currently in the process of implementing the activities such as the ones listed below. The City aims to include two more activities under this grant during the 2026-2026 program year.

**PRO Housing Activity #1:** Develop and Adopt a Neighborhood Pattern Book of Pre-Approved Housing Designs

**PRO Housing Activity #2:** Develop a Pool of Capital for Affordable Multifamily Housing in High Opportunity Index Areas

## **CR-40 - Monitoring 91.220 and 91.230**

**Describe the standards and procedures used to monitor activities carried out in furtherance of the plan and used to ensure long-term compliance with requirements of the programs involved, including minority business outreach and the comprehensive planning requirements**

During the reporting period, 17 on-site monitoring visits were conducted for public service subrecipients receiving CDBG, ESG, and HOPWA funds. Monthly desk reviews of performance and financial reports were conducted. Regulatory requirements were reviewed, including income eligibility, administrative and financial requirements, rents, and Fair Housing compliance. Housing Property Standards inspections were made at all homes participating in the Homebuyer Assistance Program and 10 HOME rental housing locations. 4 onsite interviews of construction workers were conducted on Davis-Bacon construction projects during the review period. Comprehensive Planning Requirements: All HUD funded projects must meet city planning and zone ordinance requirements in addition to federal standards, and no project is completed without getting appropriate local planning or building official approval.

## **Citizen Participation Plan 91.105(d); 91.115(d)**

**Describe the efforts to provide citizens with reasonable notice and an opportunity to comment on performance reports.**

A formal Citizen Participation Plan outlines how citizens provide their input on how federal funds are used for each year's CAPER. The Citizen Participation Plan was updated and approved in March 2025 and can be found on the City of Fort Worth NSD website at <http://www.fortworthtexas.gov/departments/neighborhoods/services/grants>. Citizens are able to provide their input at public meetings, public hearings, and during the public comment period.

The city provides notice to the public regarding the meeting and hearings through publication in the newspapers noted below. In addition, all public meetings are also posted on the city's website. The following opportunities for public comment were provided for this CAPER:

- Public Hearing regarding the Draft 2024-2025 Consolidated Annual Performance and Evaluation Report (CAPER) of CDBG, HOME, ESG and HOPWA funds: December 8, 2025
- Publication of Public Notice regarding the 15-day Public Comment Period on CAPER held from November 24, 2025, through December 12, 2025, including listing of all projects and programs performance
- Fort Worth Star-Telegram: November 19, 2025

- Weatherford Democrat- November 19, 2025
- Cleburne Times -November 19, 2025
- La Vida News Black Voice- November 20, 2025
- Wise County Messenger- November 20, 2025
- Hard copies of plans were delivered to two (2) City libraries - East Regional, and Southwest Regional - and the City of Fort Worth- Neighborhood Services Department office on December 22, 2025
- The 2024-2025 CAPER is available on the city website at <http://www.fortworthtexas.gov/departments/neighborhoods/services/grants>

Copies of public notices, public comments received, and relevant materials are attached to this document.

## **CR-45 - CDBG 91.520(c)**

**Specify the nature of, and reasons for, any changes in the jurisdiction's program objectives and indications of how the jurisdiction would change its programs as a result of its experiences.**

During this reporting period, the following Substantial Amendments were made:

- Reallocation of CDBG Funds-December 13, 2024
- Reallocation of CDBG-CV Funds – December 22, 2024
- Reallocation of CDBG Funds to Cowtown Brush-Up – January 10, 2025
- Reallocation of CDBG Funds to Affordable Housing Development Project– January 15, 2025
- Amendment to Citizen Participation Plan – January 15, 2025
- Reallocation to ESG Rapid Rehousing Program – February 5, 2025
- Reallocation of CDBG Funds to UCC Literacy Program / Agency Merger Adjustment – March 2, 2025
- Allocation of CDBG Funds to Healthy Homes for Heroes – March 2, 2025
- Reallocation of HOME funds to Journey Home Housing Development – April 30, 2025
- Reallocation of HOME Funds to Stop Six Development – June 1, 2025
- Matrix Code Change – Boys & Girls Club – June 11, 2025
- Additional Service Location – Junior Achievement – June 11, 2025
- Matrix Code Change and New Service Location – Girls Inc. – June 11, 2025
- Matrix Code Change – Boys & Girls Club – August 6, 2025

**Does this Jurisdiction have any open Brownfields Economic Development Initiative (BEDI) grants?**

No

**[BEDI grantees] Describe accomplishments and program outcomes during the last year.**

## CR-50 - HOME 91.520(d)

### **Include the results of on-site inspections of affordable rental housing assisted under the program to determine compliance with housing codes and other applicable regulations**

Please list those projects that should have been inspected on-site this program year based upon the schedule in §92.504(d). Indicate which of these were inspected and a summary of issues that were detected during the inspection. For those that were not inspected, please indicate the reason and how you will remedy the situation.

There were 10 HOME Property Inspections for the 2024-2025 program year. Per 24 CFR 92.504(d)(1), properties with 26 or more total units in the project are required to be inspected annually. This is not applicable to the projects monitored by the City of Fort Worth. Projects with 5-25 total units in the project are to be inspected every two years and those with 1-4 total units in the project every three years. Of the 10 projects currently in the affordability period, one has 1-4 units in the project and four have 5-8 units in the project. As such, the City of Fort Worth remains compliant with the requirements for HOME inspections of affordable rental housing.

	Site	Address	# of HOME Assisted units	# of Units Inspected	Comments
1	Columbia at Renaissance	3801 W. G. Daniels	9	4	All units passed 9/8/2025
2	Everly Plaza	1801 8th Ave.	6	4	All units passed 9/5/2025
3	Hometown @ Matador Ranch	8500 Crowley Rd	10	4	All units passed 8/25/2025
4	Hunter Plaza Apartments	605 W 1st St	14	4	re-inspection required; passed re-inspection 9/18/2025
5	Palladium Fain	1069 Kings Frway	6	4	All units passed 9/10/2025
6	Parker House/Lancaster	250 W Lancaster	11	4	re-inspection required; passed re-inspection 9/18/2025
7	<a href="#">Valley @ Cobb</a>	1704 Roberts	5	4	re-inspection required; passed re-

	<a href="#">Park</a>				inspection 10/7/2025
8	Race St Lofts	2901 Race St	19	4	re-inspection required; passed re-inspection 9/22/2025
9	Terrell Homes	Scattered Sites; office-1220 E Vickery	5	3	4 units scheduled, only 3 occupied; All units failed inspection 9/16/2025
10	Willow Bend Creek	3637 Williams Rd.	1	1	All units passed 8/25/2025

**Provide an assessment of the jurisdiction's affirmative marketing actions for HOME units. 92.351(b)**

There were 251 HOME-assisted units for the 2024-2025 program year.

For the 2024-2025 program year, 391 tenants in 251 HOME assisted units in the portfolio of 26 affordable housing projects that had previously received City development assistance were 49% African American, 12% Hispanic, and 23% white. Household income data showed that 35% of renters had households at or below 30% AMI, 36% were at or below 50% AMI, 11% were at or below 60% AMI, and 1% were at or below 80% AMI. These results indicate that the affirmative marketing actions by City HOME projects and programs are effective in serving Fort Worth's diverse population.

**Refer to IDIS reports to describe the amount and use of program income for projects, including the number of projects and owner and tenant characteristics**

The City did not use any program income this year for its Homebuyer Assistance Program. We received \$104,209.24 in program income this year, bringing our total available for us during the 2025-2026 program year to \$104,761.01.

**Describe other actions taken to foster and maintain affordable housing. 91.220(k) (STATES ONLY: Including the coordination of LIHTC with the development of affordable housing). 91.320(j)**

To foster and maintain existing affordable housing, the City actively partners with Fort Worth Housing Solutions and local housing non-profits on projects to increase the Housing Authority's portfolio of affordable and mixed-income developments. The City also seeks additional funding sources for housing rehabilitation and housing development through the HUD Lead Hazard Reduction Program and the Low-Income Housing Tax Credit Program. In addition, the City sells tax-foreclosed properties to CHDOs and to Habitat for Humanity to promote the development of



affordable housing.

## CR-55 - HOPWA 91.520(e)

### Identify the number of individuals assisted and the types of assistance provided

Table for report on the one-year goals for the number of households provided housing through the use of HOPWA activities for: short-term rent, mortgage, and utility assistance payments to prevent homelessness of the individual or family; tenant-based rental assistance; and units provided in housing facilities developed, leased, or operated with HOPWA funds.

<b>Number of Households Served Through:</b>	<b>One-year Goal</b>	<b>Actual</b>
Short-term rent, mortgage, and utility assistance to prevent homelessness of the individual or family	90	49
Tenant-based rental assistance	114	116
Units provided in permanent housing facilities developed, leased, or operated with HOPWA funds	60	106
Units provided in transitional short-term housing facilities developed, leased, or operated with HOPWA funds	0	0
<b>TOTAL</b>	264	271

**Table 14 – HOPWA Number of Households Served**

### Narrative

The City contracts with two sponsors to provide HOPWA services, in addition to administering its own HOPWA program that provides TBRA, PHP, and Supportive Services to residents living in Tarrant, Parker, Johnson, and Wise counties. AIDS Outreach Center (AOC) implements a Short-Term Rent, Mortgage, and Utility Assistance program (STRMU) for persons with AIDS that are at risk of homelessness. All clients receiving STRMU are also provided with case management and other supportive services such as meals/nutritional services, mental health services, and transportation. Additionally, AOC administers TBRA and provides supportive services to all clients participating in its program.

The second HOPWA project sponsor is Tarrant County Samaritan Housing, Inc. This agency receives HOPWA funds for Supportive Services and for Facility Based Housing Assistance. The agency operates a 60-unit Single Room Occupancy facility for homeless or at-risk persons with HIV/AIDS and operates a LIHTC apartment complex on behalf of households with HIV positive family members, as well as administering a variety of Tenant-Based Rental Assistance programs funded from sources other than the City of Fort Worth. All clients in city-assisted housing are provided with HOPWA funded supportive services, including personal assistance, housing counseling, case management, employment assistance and training, life skills management,

meals/nutritional services, and transportation. The Facility based housing subsidy program assisted 106 persons and supportive services were provided to 244 persons across all agency programs during the program year.

**CR-58 – Section 3****Identify the number of individuals assisted and the types of assistance provided**

<b>Total Labor Hours</b>	<b>CDBG</b>	<b>HOME</b>	<b>ESG</b>	<b>HOPWA</b>
Total Number of Activities	380	1	0	0
Total Labor Hours	1287			
Total Section 3 Worker Hours	228	60,122		
Total Targeted Section 3 Worker Hours	0	5,375.50		

**Table 15 – Total Labor Hours**

<b>Qualitative Efforts - Number of Activities by Program</b>	<b>CDBG</b>	<b>HOME</b>	<b>ESG</b>	<b>HOPWA</b>
Outreach efforts to generate job applicants who are Public Housing Targeted Workers				
Outreach efforts to generate job applicants who are Other Funding Targeted Workers.				
Direct, on-the job training (including apprenticeships).				
Indirect training such as arranging for, contracting for, or paying tuition for, off-site training.				
Technical assistance to help Section 3 workers compete for jobs (e.g., resume assistance, coaching).				
Outreach efforts to identify and secure bids from Section 3 business concerns.	4			
Technical assistance to help Section 3 business concerns understand and bid on contracts.	1			
Division of contracts into smaller jobs to facilitate participation by Section 3 business concerns.	3			
Provided or connected residents with assistance in seeking employment including drafting resumes, preparing for interviews, finding job opportunities, connecting residents to job placement services.				
Held one or more job fairs.				
Provided or connected residents with supportive services that can provide direct services or referrals.				
Provided or connected residents with supportive services that provide one or more of the following: work readiness health screenings, interview clothing, uniforms, test fees, transportation.				

Assisted residents with finding childcare.				
Assisted residents to apply for or attend community college or a four-year educational institution.				
Assisted residents to apply for or attend vocational/technical training.				
Assisted residents to obtain financial literacy training and/or coaching.				
Bonding assistance, guaranties, or other efforts to support viable bids from Section 3 business concerns.				
Provided or connected residents with training on computer use or online technologies.				
Promoting the use of a business registry designed to create opportunities for disadvantaged and small businesses.				
Outreach, engagement, or referrals with the state one-stop system, as designed in Section 121(e)(2) of the Workforce Innovation and Opportunity Act.				
Other.				

**Table 16 – Qualitative Efforts - Number of Activities by Program**

**CR-60 - ESG 91.520(g) (ESG Recipients only)**

**1. Recipient Information—All Recipients Complete**

**Basic Grant Information**

<b>Recipient Name</b>	FORT WORTH
<b>Organizational DUNS Number</b>	
<b>UEI</b>	ENS6MKS1ZL18
<b>EIN/TIN Number</b>	756000528
<b>Identify the Field Office</b>	FT WORTH
<b>Identify CoC(s) in which the recipient or subrecipient(s) will provide ESG assistance</b>	Fort Worth/Arlington/Tarrant County CoC

**ESG Contact Name**

<b>Prefix</b>	Ms.
<b>First Name</b>	Kacey
<b>Middle Name</b>	
<b>Last Name</b>	Thomas
<b>Suffix</b>	
<b>Title</b>	Director, Neighborhood Services Dept

**ESG Contact Address**

<b>Street Address 1</b>	100 Fort Worth Trl
<b>Street Address 2</b>	
<b>City</b>	Fort Worth
<b>State</b>	TX
<b>ZIP Code</b>	-
<b>Phone Number</b>	817-392-8187
<b>Extension</b>	
<b>Fax Number</b>	
<b>Email Address</b>	Kacey.Thomas@fortworthtexas.gov

**ESG Secondary Contact**

<b>Prefix</b>	Ms.
<b>First Name</b>	Juliet
<b>Last Name</b>	Moses
<b>Suffix</b>	
<b>Title</b>	Community Development Manager
<b>Phone Number</b>	817-392-6203
<b>Extension</b>	
<b>Email Address</b>	Juliet.Moses@fortworthtexas.gov

**2. Reporting Period—All Recipients Complete**

**Program Year Start Date** 10/01/2024  
**Program Year End Date** 09/30/2025

**3a. Subrecipient Form – Complete one form for each subrecipient**

**Subrecipient or Contractor Name:** FORT WORTH

**City:** Fort Worth

**State:** TX

**Zip Code:** 76102

**DUNS Number:**

**UEI:** ENS6MKS1ZL18

**Is subrecipient a victim services provider:** N

**Subrecipient Organization Type:** Unit of Government

**ESG Subgrant or Contract Award Amount:** \$46,107.60

**Subrecipient or Contractor Name:** PRESBYTERIAN NIGHT SHELTER

**City:** Fort Worth

**State:** TX

**Zip Code:** 76102, 6764

**DUNS Number:**

**UEI:**

**Is subrecipient a victim services provider:** N

**Subrecipient Organization Type:** Other Non-Profit Organization

**ESG Subgrant or Contract Award Amount:** \$127,345

**Subrecipient or Contractor Name:** Salvation Army - Fort Worth Mabee Center

**City:** Fort Worth

**State:** TX

**Zip Code:** 76103, 2123

**DUNS Number:** 124732699

**UEI:**

**Is subrecipient a victim services provider:** N

**Subrecipient Organization Type:** Faith-Based Organization

**ESG Subgrant or Contract Award Amount:** \$151,563.00

**Subrecipient or Contractor Name:** Lighthouse for the Homeless dba True Worth Place  
**City:** Fort Worth  
**State:** TX  
**Zip Code:** 76102, 6735  
**DUNS Number:**  
**UEI:**  
**Is subrecipient a victim services provider:** N  
**Subrecipient Organization Type:** Other Non-Profit Organization  
**ESG Subgrant or Contract Award Amount:** \$138,851.00

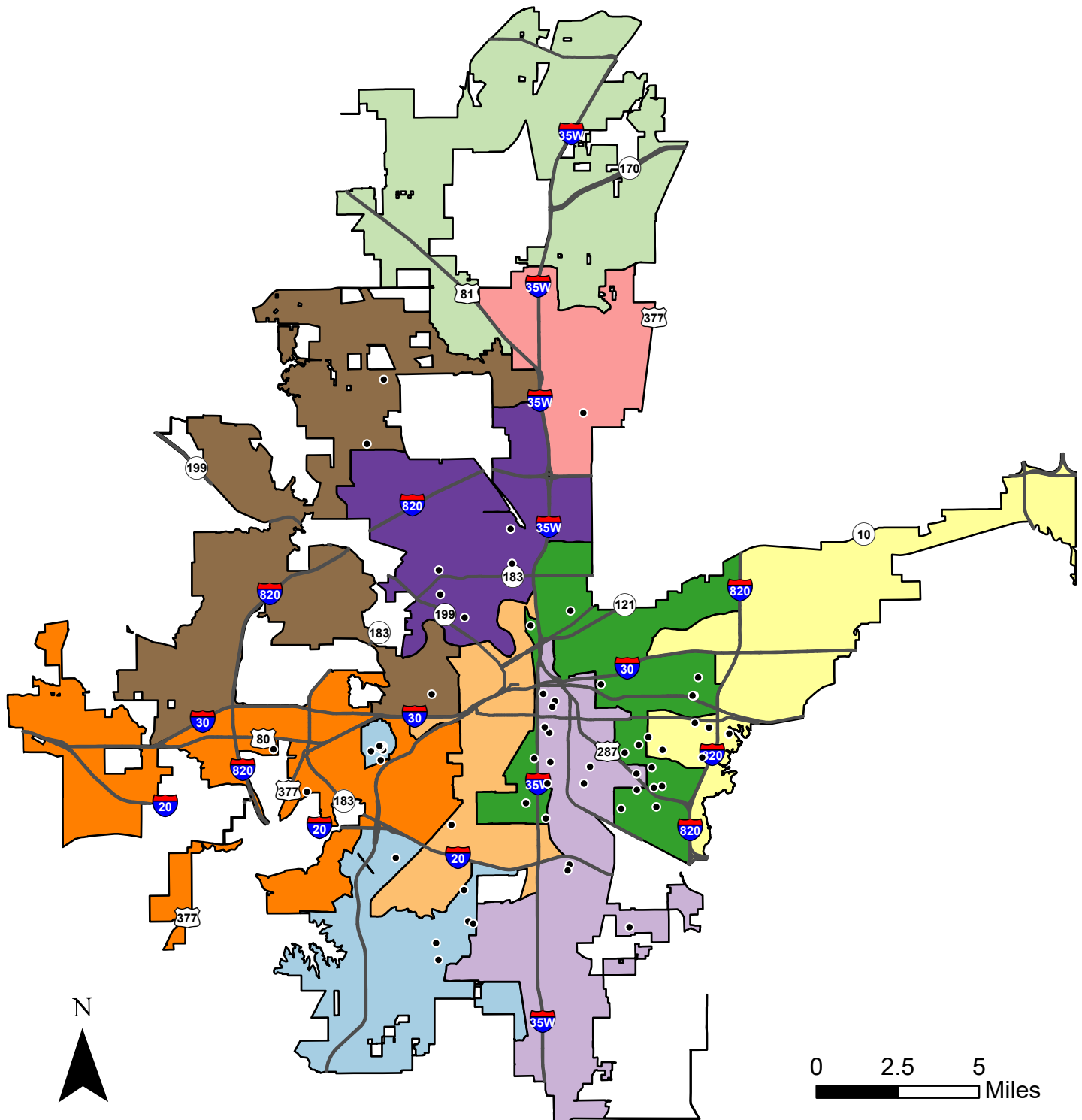
**Subrecipient or Contractor Name:** The Center for Transforming Lives  
**City:** Fort Worth  
**State:** TX  
**Zip Code:** 76102, 3613  
**DUNS Number:** 105902324  
**UEI:**  
**Is subrecipient a victim services provider:** N  
**Subrecipient Organization Type:** Other Non-Profit Organization  
**ESG Subgrant or Contract Award Amount:** \$75,901

**Subrecipient or Contractor Name:** Safe Haven of Tarrant County  
**City:** Arlington  
**State:** TX  
**Zip Code:** 76011, 8410  
**DUNS Number:**  
**UEI:**  
**Is subrecipient a victim services provider:** Y  
**Subrecipient Organization Type:** Other Non-Profit Organization  
**ESG Subgrant or Contract Award Amount:** \$75,000.40



# Accomplishments Locations

## Cowtown Brush-Up



### Legend

Fort Worth City  
Council Districts

- 10
- 11

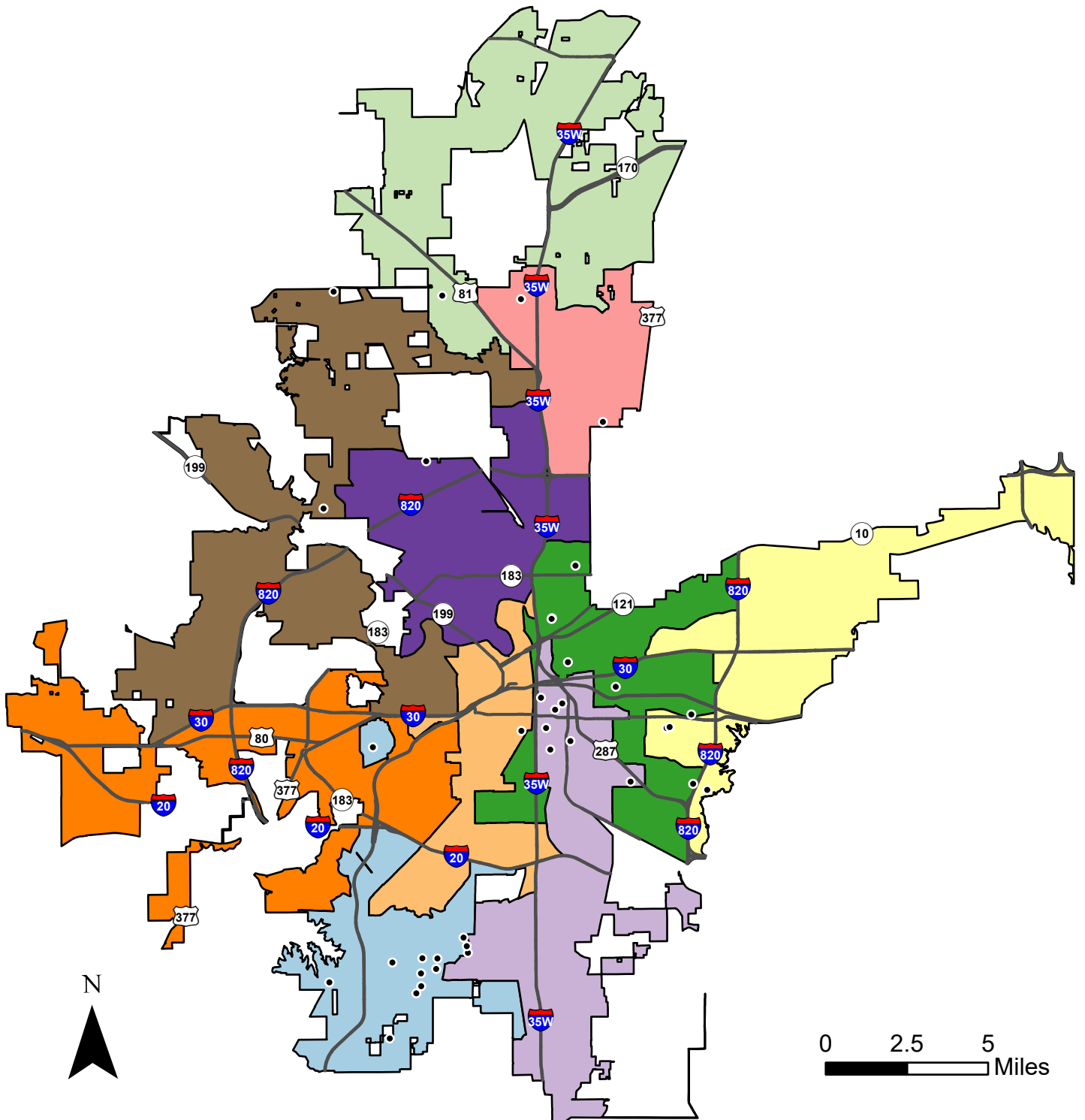
- 2
- 3
- 4
- 5
- 6

- 7
- 8
- 9

• CTBU Project Locations (68)

# Accomplishments Locations

## Home Assistance Program



### Legend

Fort Worth City  
Council Districts

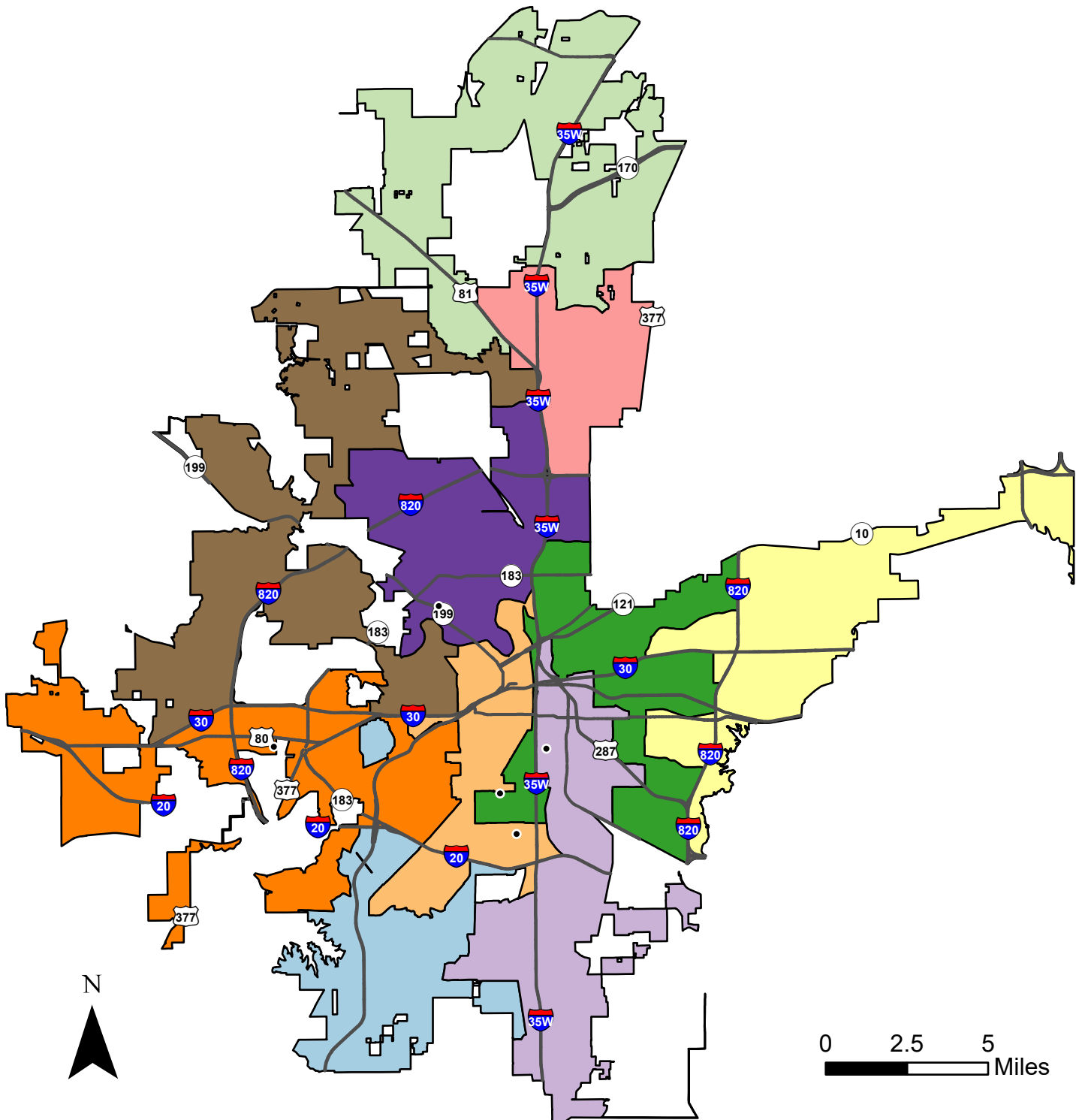


9

- HAP Project  
Locations (52)

# Accomplishments Locations

Lead-Safe Program (FY2024)



## Legend

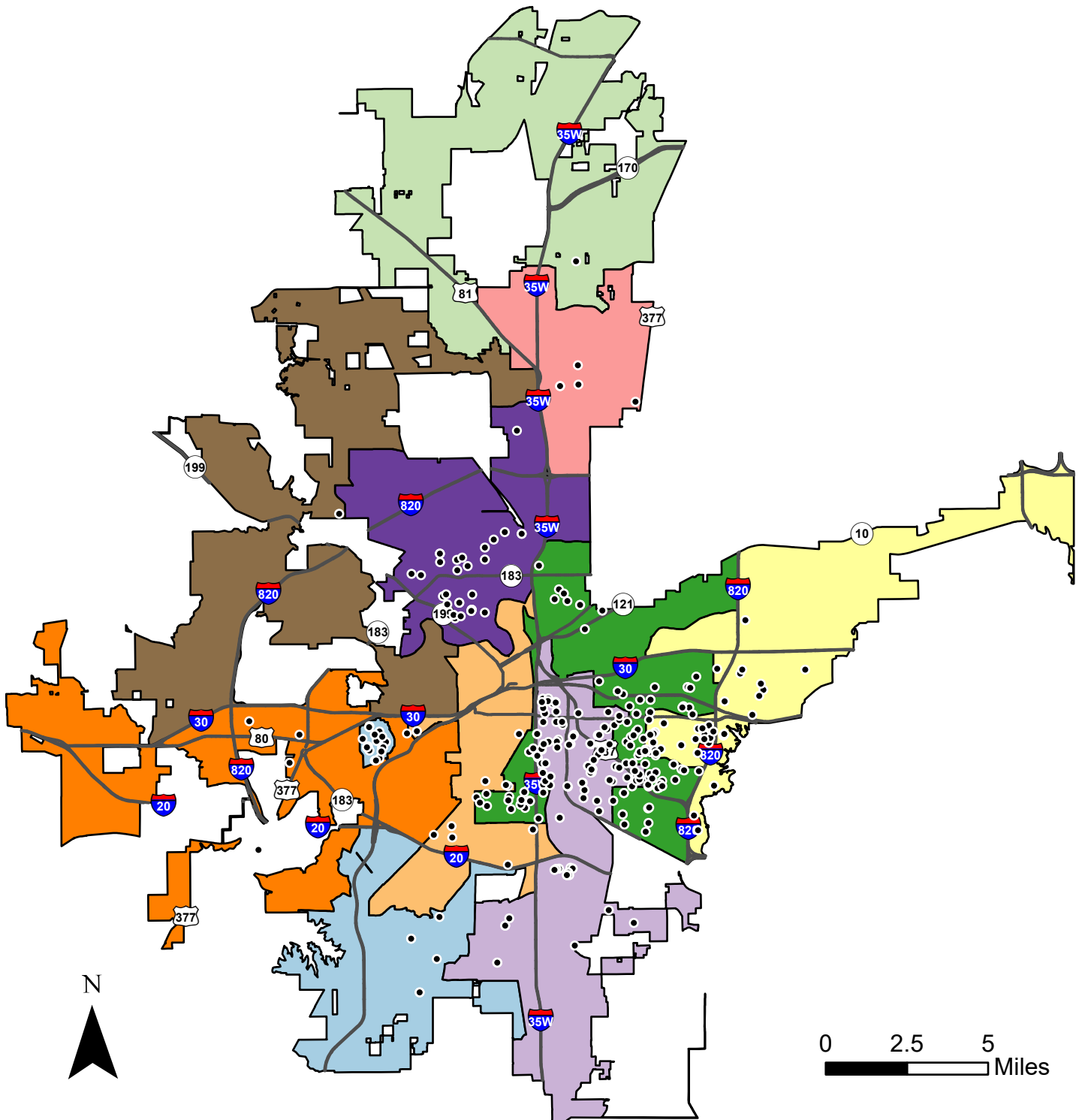
Fort Worth City  
Council Districts



- LEAD Project Locations (5)

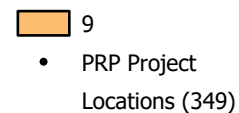
# Accomplishments Locations

## Priority Repair Program



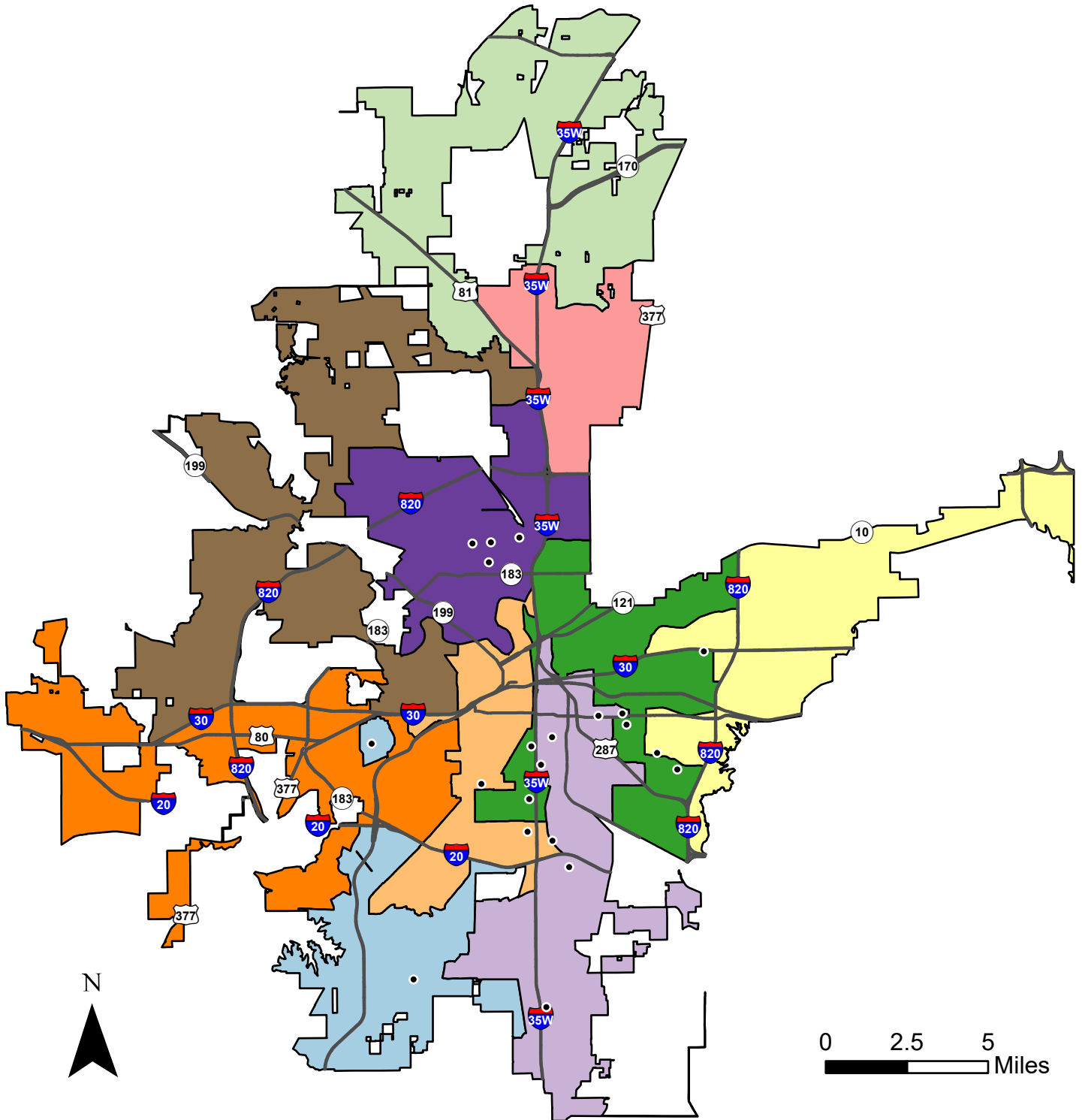
### Legend

Fort Worth City  
Council Districts



# Accomplishments Locations

## Project RAMP



### Legend

Fort Worth City  
Council Districts





Office of Community Planning and Development  
U.S. Department of Housing and Urban Development  
Integrated Disbursement and Information System  
PR26 - CDBG Financial Summary Report  
Program Year 2024  
FORT WORTH , TX

DATE: 11-20-25  
TIME: 15:45  
PAGE: 1

**PART I: SUMMARY OF CDBG RESOURCES**

01 UNEXPENDED CDBG FUNDS AT END OF PREVIOUS PROGRAM YEAR	4,660,424.07
02 ENTITLEMENT GRANT	7,006,875.00
03 SURPLUS URBAN RENEWAL	0.00
04 SECTION 108 GUARANTEED LOAN FUNDS	0.00
05 CURRENT YEAR PROGRAM INCOME	952,148.80
05a CURRENT YEAR SECTION 108 PROGRAM INCOME (FOR SI TYPE)	0.00
06 FUNDS RETURNED TO THE LINE-OF-CREDIT	0.00
06a FUNDS RETURNED TO THE LOCAL CDBG ACCOUNT	0.00
07 ADJUSTMENT TO COMPUTE TOTAL AVAILABLE	0.00
08 TOTAL AVAILABLE (SUM, LINES 01-07)	12,619,447.87

**PART II: SUMMARY OF CDBG EXPENDITURES**

09 DISBURSEMENTS OTHER THAN SECTION 108 REPAYMENTS AND PLANNING/ADMINISTRATION	8,308,578.39
10 ADJUSTMENT TO COMPUTE TOTAL AMOUNT SUBJECT TO LOW/MOD BENEFIT	0.00
11 AMOUNT SUBJECT TO LOW/MOD BENEFIT (LINE 09 + LINE 10)	8,308,578.39
12 DISBURSED IN IDIS FOR PLANNING/ADMINISTRATION	1,163,945.61
13 DISBURSED IN IDIS FOR SECTION 108 REPAYMENTS	0.00
14 ADJUSTMENT TO COMPUTE TOTAL EXPENDITURES	0.00
15 TOTAL EXPENDITURES (SUM, LINES 11-14)	9,472,524.00
16 UNEXPENDED BALANCE (LINE 08 - LINE 15)	3,146,923.87

**PART III: LOWMOD BENEFIT THIS REPORTING PERIOD**

17 EXPENDED FOR LOW/MOD HOUSING IN SPECIAL AREAS	0.00
18 EXPENDED FOR LOW/MOD MULTI-UNIT HOUSING	3,167,385.85
19 DISBURSED FOR OTHER LOW/MOD ACTIVITIES	5,141,192.54
20 ADJUSTMENT TO COMPUTE TOTAL LOW/MOD CREDIT	0.00
21 TOTAL LOW/MOD CREDIT (SUM, LINES 17-20)	8,308,578.39
22 PERCENT LOW/MOD CREDIT (LINE 21/LINE 11)	100.00%

**LOW/MOD BENEFIT FOR MULTI-YEAR CERTIFICATIONS**

23 PROGRAM YEARS(PY) COVERED IN CERTIFICATION	PY: PY: PY:
24 CUMULATIVE NET EXPENDITURES SUBJECT TO LOW/MOD BENEFIT CALCULATION	0.00
25 CUMULATIVE EXPENDITURES BENEFITING LOW/MOD PERSONS	0.00
26 PERCENT BENEFIT TO LOW/MOD PERSONS (LINE 25/LINE 24)	0.00%

**PART IV: PUBLIC SERVICE (PS) CAP CALCULATIONS**

27 DISBURSED IN IDIS FOR PUBLIC SERVICES	921,692.74
28 PS UNLIQUIDATED OBLIGATIONS AT END OF CURRENT PROGRAM YEAR	0.00
29 PS UNLIQUIDATED OBLIGATIONS AT END OF PREVIOUS PROGRAM YEAR	0.00
30 ADJUSTMENT TO COMPUTE TOTAL PS OBLIGATIONS	0.00
31 TOTAL PS OBLIGATIONS (LINE 27 + LINE 28 - LINE 29 + LINE 30)	921,692.74
32 ENTITLEMENT GRANT	7,006,875.00
33 PRIOR YEAR PROGRAM INCOME	24,494.15
34 ADJUSTMENT TO COMPUTE TOTAL SUBJECT TO PS CAP	0.00
35 TOTAL SUBJECT TO PS CAP (SUM, LINES 32-34)	7,031,369.15
36 PERCENT FUNDS OBLIGATED FOR PS ACTIVITIES (LINE 31/LINE 35)	13.11%

**PART V: PLANNING AND ADMINISTRATION (PA) CAP**

37 DISBURSED IN IDIS FOR PLANNING/ADMINISTRATION	1,163,945.61
38 PA UNLIQUIDATED OBLIGATIONS AT END OF CURRENT PROGRAM YEAR	0.00
39 PA UNLIQUIDATED OBLIGATIONS AT END OF PREVIOUS PROGRAM YEAR	0.00
40 ADJUSTMENT TO COMPUTE TOTAL PA OBLIGATIONS	0.00
41 TOTAL PA OBLIGATIONS (LINE 37 + LINE 38 - LINE 39 +LINE 40)	1,163,945.61
42 ENTITLEMENT GRANT	7,006,875.00
43 CURRENT YEAR PROGRAM INCOME	952,148.80
44 ADJUSTMENT TO COMPUTE TOTAL SUBJECT TO PA CAP	0.00
45 TOTAL SUBJECT TO PA CAP (SUM, LINES 42-44)	7,959,023.80
46 PERCENT FUNDS OBLIGATED FOR PA ACTIVITIES (LINE 41/LINE 45)	14.62%

**LINE 17 DETAIL: ACTIVITIES TO CONSIDER IN DETERMINING THE AMOUNT TO ENTER ON LINE 17**

No data returned for this view. This might be because the applied filter excludes all data.

**LINE 18 DETAIL: ACTIVITIES TO CONSIDER IN DETERMINING THE AMOUNT TO ENTER ON LINE 18**

Plan Year	IDIS Budget	IDIS	Activity	Activity Name	Matrix Code	National Objective	Drawn Amount
2024	3	7888		24-25 Rental Rehabilitation Multifamily - Delara Chase {105837-9919L0}	14G	LMH	\$3,167,385.85
<b>Total</b>							<b>\$3,167,385.85</b>

**LINE 19 DETAIL: ACTIVITIES INCLUDED IN THE COMPUTATION OF LINE 19**

Plan Year	IDIS Budget	IDIS	voucher Number	Activity Name	Matrix Code	National Objective	Drawn Amount
2021	11	7861	7039357	21-22 Bunche Park Improvements - Phase III {103708-A01920}	03F	LMA	\$15,240.00
2021	11	7861	7039375	21-22 Bunche Park Improvements - Phase III {103708-A01920}	03F	LMA	\$2,658.98

2021	11	7861	7045077	21-22 Bunche Park Improvements - Phase III {103708-A01920}	03F	LMA	\$4,779.69
2021	11	7861	7080911	21-22 Bunche Park Improvements - Phase III {103708-A01920}	03F	LMA	\$1,476.87
2021	11	7861	7080917	21-22 Bunche Park Improvements - Phase III {103708-A01920}	03F	LMA	\$17,253.90
2021	11	7861	7080964	21-22 Bunche Park Improvements - Phase III {103708-A01920}	03F	LMA	\$250,396.26
					<b>03F</b>	<b>Matrix Code</b>	<b>\$291,805.70</b>
2024	9	7905	7007633	24-25 Sixty & Better - Increasing Access to Basic Needs for Senior Adults {105837-991931}	05A	LMC	\$2,044.92
2024	9	7905	7007638	24-25 Sixty & Better - Increasing Access to Basic Needs for Senior Adults {105837-991931}	05A	LMC	\$3,039.30
2024	9	7905	7007640	24-25 Sixty & Better - Increasing Access to Basic Needs for Senior Adults {105837-991931}	05A	LMC	\$3,611.01
2024	9	7905	7012733	24-25 Sixty & Better - Increasing Access to Basic Needs for Senior Adults {105837-991931}	05A	LMC	\$2,808.96
					<b>05A</b>	<b>Matrix Code</b>	<b>\$11,504.19</b>
2024	9	7904	6997547	24-25 Meals On Wheels - Nutrition Program {105837-991932}	05B	LMC	\$5,619.74
2024	9	7904	6997549	24-25 Meals On Wheels - Nutrition Program {105837-991932}	05B	LMC	\$5,549.55
2024	9	7904	6997552	24-25 Meals On Wheels - Nutrition Program {105837-991932}	05B	LMC	\$6,014.57
2024	9	7904	7007642	24-25 Meals On Wheels - Nutrition Program {105837-991932}	05B	LMC	\$6,517.44
2024	9	7904	7042713	24-25 Meals On Wheels - Nutrition Program {105837-991932}	05B	LMC	\$7,056.18
2024	9	7904	7042714	24-25 Meals On Wheels - Nutrition Program {105837-991932}	05B	LMC	\$6,863.46
2024	9	7904	7042715	24-25 Meals On Wheels - Nutrition Program {105837-991932}	05B	LMC	\$6,767.10
2024	9	7904	7042716	24-25 Meals On Wheels - Nutrition Program {105837-991932}	05B	LMC	\$6,315.96
2024	9	7904	7051698	24-25 Meals On Wheels - Nutrition Program {105837-991932}	05B	LMC	\$6,066.30
2024	9	7904	7066642	24-25 Meals On Wheels - Nutrition Program {105837-991932}	05B	LMC	\$9,771.78
2024	9	7904	7073384	24-25 Meals On Wheels - Nutrition Program {105837-991932}	05B	LMC	\$5,242.86
2024	9	7904	7080106	24-25 Meals On Wheels - Nutrition Program {105837-991932}	05B	LMC	\$3,215.06
					<b>05B</b>	<b>Matrix Code</b>	<b>\$75,000.00</b>
2024	7	7898	6997558	24-25 Boys & Girls Club - Youth Development at Eastside Branch {105837-991934}	05D	LMC	\$4,274.51
2024	7	7898	6998035	24-25 Boys & Girls Club - Youth Development at Eastside Branch {105837-991934}	05D	LMC	\$3,908.51
2024	7	7898	7000440	24-25 Boys & Girls Club - Youth Development at Eastside Branch {105837-991934}	05D	LMC	\$2,844.00
2024	7	7898	7007651	24-25 Boys & Girls Club - Youth Development at Eastside Branch {105837-991934}	05D	LMC	\$2,557.27
2024	7	7898	7025040	24-25 Boys & Girls Club - Youth Development at Eastside Branch {105837-991934}	05D	LMC	\$4,377.06
2024	7	7898	7025041	24-25 Boys & Girls Club - Youth Development at Eastside Branch {105837-991934}	05D	LMC	\$4,434.35
2024	7	7898	7051692	24-25 Boys & Girls Club - Youth Development at Eastside Branch {105837-991934}	05D	LMC	\$7,367.59
2024	7	7898	7051694	24-25 Boys & Girls Club - Youth Development at Eastside Branch {105837-991934}	05D	LMC	\$7,607.02
2024	7	7898	7054996	24-25 Boys & Girls Club - Youth Development at Eastside Branch {105837-991934}	05D	LMC	\$7,535.78
2024	7	7898	7080110	24-25 Boys & Girls Club - Youth Development at Eastside Branch {105837-991934}	05D	LMC	\$5,087.79
2024	7	7898	7080115	24-25 Boys & Girls Club - Youth Development at Eastside Branch {105837-991934}	05D	LMC	\$3,477.14
2024	7	7898	7080117	24-25 Boys & Girls Club - Youth Development at Eastside Branch {105837-991934}	05D	LMC	\$1,687.84
2024	7	7899	6997559	24-25 Camp Fire - Teens In Action {105837-991935}	05D	LMC	\$1,606.10
2024	7	7899	6997560	24-25 Camp Fire - Teens In Action {105837-991935}	05D	LMC	\$7,328.70
2024	7	7899	7000441	24-25 Camp Fire - Teens In Action {105837-991935}	05D	LMC	\$4,454.57
2024	7	7899	7007663	24-25 Camp Fire - Teens In Action {105837-991935}	05D	LMC	\$2,329.29
2024	7	7899	7012742	24-25 Camp Fire - Teens In Action {105837-991935}	05D	LMC	\$3,657.24
2024	7	7899	7042720	24-25 Camp Fire - Teens In Action {105837-991935}	05D	LMC	\$4,132.49
2024	7	7899	7042722	24-25 Camp Fire - Teens In Action {105837-991935}	05D	LMC	\$4,648.67
2024	7	7899	7051695	24-25 Camp Fire - Teens In Action {105837-991935}	05D	LMC	\$8,714.03
2024	7	7899	7054996	24-25 Camp Fire - Teens In Action {105837-991935}	05D	LMC	\$7,573.22
2024	7	7899	7066638	24-25 Camp Fire - Teens In Action {105837-991935}	05D	LMC	\$8,254.76
2024	7	7899	7073379	24-25 Camp Fire - Teens In Action {105837-991935}	05D	LMC	\$14,483.38
2024	7	7899	7080123	24-25 Camp Fire - Teens In Action {105837-991935}	05D	LMC	\$9,334.91
2024	7	7900	7007666	24-25 Girls Incorporated of Tarrant County - Leadership Program {105837-991936}	05D	LMC	\$8,571.62
2024	7	7900	7012746	24-25 Girls Incorporated of Tarrant County - Leadership Program {105837-991936}	05D	LMC	\$8,236.95
2024	7	7900	7012747	24-25 Girls Incorporated of Tarrant County - Leadership Program {105837-991936}	05D	LMC	\$8,326.25
2024	7	7900	7012751	24-25 Girls Incorporated of Tarrant County - Leadership Program {105837-991936}	05D	LMC	\$8,303.40
2024	7	7900	7012913	24-25 Girls Incorporated of Tarrant County - Leadership Program {105837-991936}	05D	LMC	\$8,402.39
2024	7	7900	7025042	24-25 Girls Incorporated of Tarrant County - Leadership Program {105837-991936}	05D	LMC	\$8,301.89
2024	7	7900	7051696	24-25 Girls Incorporated of Tarrant County - Leadership Program {105837-991936}	05D	LMC	\$8,686.84
2024	7	7900	7054996	24-25 Girls Incorporated of Tarrant County - Leadership Program {105837-991936}	05D	LMC	\$9,052.71
2024	7	7900	7055001	24-25 Girls Incorporated of Tarrant County - Leadership Program {105837-991936}	05D	LMC	\$8,942.06
2024	7	7900	7066637	24-25 Girls Incorporated of Tarrant County - Leadership Program {105837-991936}	05D	LMC	\$8,966.77
2024	7	7900	7073377	24-25 Girls Incorporated of Tarrant County - Leadership Program {105837-991936}	05D	LMC	\$8,326.27
2024	7	7900	7080133	24-25 Girls Incorporated of Tarrant County - Leadership Program {105837-991936}	05D	LMC	\$5,882.85
2024	7	7901	6997540	24-25 Junior Achievement - Cradle to Career Initiative {105837-9919L6}	05D	LMC	\$1,447.12
2024	7	7901	7007707	24-25 Junior Achievement - Cradle to Career Initiative {105837-9919L6}	05D	LMC	\$3,682.06
2024	7	7901	7007708	24-25 Junior Achievement - Cradle to Career Initiative {105837-9919L6}	05D	LMC	\$4,313.37
2024	7	7901	7012758	24-25 Junior Achievement - Cradle to Career Initiative {105837-9919L6}	05D	LMC	\$4,589.76
2024	7	7901	7025048	24-25 Junior Achievement - Cradle to Career Initiative {105837-9919L6}	05D	LMC	\$5,818.70
2024	7	7901	7025049	24-25 Junior Achievement - Cradle to Career Initiative {105837-9919L6}	05D	LMC	\$8,252.53
2024	7	7901	7080139	24-25 Junior Achievement - Cradle to Career Initiative {105837-9919L6}	05D	LMC	\$7,619.45
2024	7	7901	7080142	24-25 Junior Achievement - Cradle to Career Initiative {105837-9919L6}	05D	LMC	\$9,978.39
2024	7	7901	7080252	24-25 Junior Achievement - Cradle to Career Initiative {105837-9919L6}	05D	LMC	\$4,298.62
					<b>05D</b>	<b>Matrix Code</b>	<b>\$281,676.22</b>
2024	5	7890	7073243	24-25 Safe City Commission - The Ladder Program {105837-991922}	05H	LMC	\$6,179.27
2024	5	7890	7073386	24-25 Safe City Commission - The Ladder Program {105837-991922}	05H	LMC	\$6,460.15
2024	5	7890	7073390	24-25 Safe City Commission - The Ladder Program {105837-991922}	05H	LMC	\$6,459.56
2024	5	7890	7073392	24-25 Safe City Commission - The Ladder Program {105837-991922}	05H	LMC	\$5,617.01
2024	5	7890	7073395	24-25 Safe City Commission - The Ladder Program {105837-991922}	05H	LMC	\$5,898.40
2024	5	7890	7080086	24-25 Safe City Commission - The Ladder Program {105837-991922}	05H	LMC	\$6,179.27
2024	5	7890	7080088	24-25 Safe City Commission - The Ladder Program {105837-991922}	05H	LMC	\$8,317.83
2024	5	7890	7080089	24-25 Safe City Commission - The Ladder Program {105837-991922}	05H	LMC	\$1,640.82
2024	5	7890	7080092	24-25 Safe City Commission - The Ladder Program {105837-991922}	05H	LMC	\$7,981.63
2024	5	7890	7080093	24-25 Safe City Commission - The Ladder Program {105837-991922}	05H	LMC	\$8,741.78
2024	5	7890	7080094	24-25 Safe City Commission - The Ladder Program {105837-991922}	05H	LMC	\$6,178.71
2024	5	7890	7080096	24-25 Safe City Commission - The Ladder Program {105837-991922}	05H	LMC	\$5,897.86
2024	5	7890	7080097	24-25 Safe City Commission - The Ladder Program {105837-991922}	05H	LMC	\$6,178.71
2024	5	7891	6997561	24-25 The Women's Center of Tarrant County, Inc. - Employment Solutions {105837-991933}	05H	LMC	\$5,245.59
2024	5	7891	7007644	24-25 The Women's Center of Tarrant County, Inc. - Employment Solutions {105837-991933}	05H	LMC	\$5,247.62

2024	5	7891	7007645	24-25 The Women's Center of Tarrant County, Inc. - Employment Solutions {105837-991933}	05H	LMC	\$5,247.68
2024	5	7891	7012740	24-25 The Women's Center of Tarrant County, Inc. - Employment Solutions {105837-991933}	05H	LMC	\$5,262.23
2024	5	7891	7013069	24-25 The Women's Center of Tarrant County, Inc. - Employment Solutions {105837-991933}	05H	LMC	\$5,128.50
2024	5	7891	7025039	24-25 The Women's Center of Tarrant County, Inc. - Employment Solutions {105837-991933}	05H	LMC	\$4,995.23
2024	5	7891	7042719	24-25 The Women's Center of Tarrant County, Inc. - Employment Solutions {105837-991933}	05H	LMC	\$4,588.44
2024	5	7891	7051687	24-25 The Women's Center of Tarrant County, Inc. - Employment Solutions {105837-991933}	05H	LMC	\$4,391.35
2024	5	7891	7051691	24-25 The Women's Center of Tarrant County, Inc. - Employment Solutions {105837-991933}	05H	LMC	\$5,442.66
2024	5	7891	7066641	24-25 The Women's Center of Tarrant County, Inc. - Employment Solutions {105837-991933}	05H	LMC	\$5,211.52
2024	5	7891	7073380	24-25 The Women's Center of Tarrant County, Inc. - Employment Solutions {105837-991933}	05H	LMC	\$5,197.52
2024	5	7891	7080108	24-25 The Women's Center of Tarrant County, Inc. - Employment Solutions {105837-991933}	05H	LMC	\$4,041.66
2024	5	7892	7000442	24-25 Easter Seals North Texas, Inc. - Employment Services {105837-9919L2}	05H	LMC	\$2,909.61
2024	5	7892	7000443	24-25 Easter Seals North Texas, Inc. - Employment Services {105837-9919L2}	05H	LMC	\$4,461.64
2024	5	7892	7007697	24-25 Easter Seals North Texas, Inc. - Employment Services {105837-9919L2}	05H	LMC	\$4,461.64
2024	5	7892	7007701	24-25 Easter Seals North Texas, Inc. - Employment Services {105837-9919L2}	05H	LMC	\$6,532.06
2024	5	7892	7012911	24-25 Easter Seals North Texas, Inc. - Employment Services {105837-9919L2}	05H	LMC	\$4,461.64
2024	5	7892	7042723	24-25 Easter Seals North Texas, Inc. - Employment Services {105837-9919L2}	05H	LMC	\$4,659.94
2024	5	7892	7042841	24-25 Easter Seals North Texas, Inc. - Employment Services {105837-9919L2}	05H	LMC	\$4,108.85
2024	5	7892	7051685	24-25 Easter Seals North Texas, Inc. - Employment Services {105837-9919L2}	05H	LMC	\$4,841.56
2024	5	7892	7051689	24-25 Easter Seals North Texas, Inc. - Employment Services {105837-9919L2}	05H	LMC	\$4,475.21
2024	5	7892	7080262	24-25 Easter Seals North Texas, Inc. - Employment Services {105837-9919L2}	05H	LMC	\$4,509.21
2024	5	7892	7080266	24-25 Easter Seals North Texas, Inc. - Employment Services {105837-9919L2}	05H	LMC	\$6,529.63
2024	5	7892	7080267	24-25 Easter Seals North Texas, Inc. - Employment Services {105837-9919L2}	05H	LMC	\$4,905.11
2024	5	7894	7054992	24-25 Taste Project- Culinary Workforce Development Program {105837-99119L9}	05H	LMC	\$2,083.33
2024	5	7894	7073244	24-25 Taste Project- Culinary Workforce Development Program {105837-99119L9}	05H	LMC	\$2,083.33
2024	5	7894	7073370	24-25 Taste Project- Culinary Workforce Development Program {105837-99119L9}	05H	LMC	\$2,083.33
2024	5	7894	7080127	24-25 Taste Project- Culinary Workforce Development Program {105837-99119L9}	05H	LMC	\$2,083.33
					<b>05H</b>	<b>Matrix Code</b>	<b>\$206,920.42</b>
2024	7	7897	6997544	24-25 United Community Centers - Holistic Educational Literacy Program {105837-991930}	05L	LMC	\$7,745.72
2024	7	7897	6997545	24-25 United Community Centers - Holistic Educational Literacy Program {105837-991930}	05L	LMC	\$9,475.60
2024	7	7897	6997562	24-25 United Community Centers - Holistic Educational Literacy Program {105837-991930}	05L	LMC	\$8,585.36
2024	7	7897	7007632	24-25 United Community Centers - Holistic Educational Literacy Program {105837-991930}	05L	LMC	\$16,119.29
2024	7	7897	7025038	24-25 United Community Centers - Holistic Educational Literacy Program {105837-991930}	05L	LMC	\$16,620.23
2024	7	7897	7026849	24-25 United Community Centers - Holistic Educational Literacy Program {105837-991930}	05L	LMC	\$16,711.95
2024	7	7897	7061065	24-25 United Community Centers - Holistic Educational Literacy Program {105837-991930}	05L	LMC	\$16,925.48
2024	7	7897	7061070	24-25 United Community Centers - Holistic Educational Literacy Program {105837-991930}	05L	LMC	\$16,938.87
2024	7	7897	7061071	24-25 United Community Centers - Holistic Educational Literacy Program {105837-991930}	05L	LMC	\$32,654.21
2024	7	7897	7066336	24-25 United Community Centers - Holistic Educational Literacy Program {105837-991930}	05L	LMC	\$41,362.93
2024	7	7897	7080098	24-25 United Community Centers - Holistic Educational Literacy Program {105837-991930}	05L	LMC	\$34,244.48
2024	7	7897	7080102	24-25 United Community Centers - Holistic Educational Literacy Program {105837-991930}	05L	LMC	\$12,615.88
					<b>05L</b>	<b>Matrix Code</b>	<b>\$230,000.00</b>
2024	5	7893	7025046	24-25 Your Harvest House - Client Aid Services {105837-9919M0}	05Q	LMC	\$3,146.35
2024	5	7893	7051698	24-25 Your Harvest House - Client Aid Services {105837-9919M0}	05Q	LMC	\$850.00
2024	5	7893	7066636	24-25 Your Harvest House - Client Aid Services {105837-9919M0}	05Q	LMC	\$4,733.68
2024	5	7893	7073366	24-25 Your Harvest House - Client Aid Services {105837-9919M0}	05Q	LMC	\$8,872.07
2024	5	7893	7080130	24-25 Your Harvest House - Client Aid Services {105837-9919M0}	05Q	LMC	\$7,397.90
					<b>05Q</b>	<b>Matrix Code</b>	<b>\$25,000.00</b>
2024	6	7895	7007668	23-24 Housing Channel - Counseling & Foreclosure {105837-991938}	05U	LMC	\$7,554.00
2024	6	7895	7007690	23-24 Housing Channel - Counseling & Foreclosure {105837-991938}	05U	LMC	\$8,159.36
2024	6	7895	7012752	23-24 Housing Channel - Counseling & Foreclosure {105837-991938}	05U	LMC	\$8,065.45
2024	6	7895	7012757	23-24 Housing Channel - Counseling & Foreclosure {105837-991938}	05U	LMC	\$7,456.49
2024	6	7895	7025043	23-24 Housing Channel - Counseling & Foreclosure {105837-991938}	05U	LMC	\$6,473.60
2024	6	7895	7025045	23-24 Housing Channel - Counseling & Foreclosure {105837-991938}	05U	LMC	\$6,711.97
2024	6	7895	7051698	23-24 Housing Channel - Counseling & Foreclosure {105837-991938}	05U	LMC	\$6,574.24
2024	6	7895	7051701	23-24 Housing Channel - Counseling & Foreclosure {105837-991938}	05U	LMC	\$6,470.39
2024	6	7895	7066346	23-24 Housing Channel - Counseling & Foreclosure {105837-991938}	05U	LMC	\$9,638.35
2024	6	7895	7066644	23-24 Housing Channel - Counseling & Foreclosure {105837-991938}	05U	LMC	\$10,716.10
2024	6	7895	7073373	23-24 Housing Channel - Counseling & Foreclosure {105837-991938}	05U	LMC	\$6,962.39
2024	6	7895	7080137	23-24 Housing Channel - Counseling & Foreclosure {105837-991938}	05U	LMC	\$6,809.57
					<b>05U</b>	<b>Matrix Code</b>	<b>\$91,591.91</b>
2020	3	7532	6985060	Trinity Habitat for Humanity Preserve a Home Program - Rosemont {103020-991950}	14A	LMH	\$43,270.74
2020	3	7532	7006009	Trinity Habitat for Humanity Preserve a Home Program - Rosemont {103020-991950}	14A	LMH	\$18,300.94
2020	3	7532	7006013	Trinity Habitat for Humanity Preserve a Home Program - Rosemont {103020-991950}	14A	LMH	\$38,983.34
2023	3	7792	6973970	23-24 Cowtown Brush Up - Project {105148-991908}	14A	LMH	\$28,978.29
2023	3	7792	6973971	23-24 Cowtown Brush Up - Project {105148-991908}	14A	LMH	\$137,466.37
2023	3	7792	6975795	23-24 Cowtown Brush Up - Project {105148-991908}	14A	LMH	\$18,392.62
2023	3	7792	6985062	23-24 Cowtown Brush Up - Project {105148-991908}	14A	LMH	\$42,250.70
2023	3	7792	7016445	23-24 Cowtown Brush Up - Project {105148-991908}	14A	LMH	\$16,229.56
2023	3	7792	7016447	23-24 Cowtown Brush Up - Project {105148-991908}	14A	LMH	\$8,400.65
2023	3	7793	6975793	23-24 NSD Priority Repair {105148-991910}	14A	LMH	\$47,312.58
2023	3	7793	6975794	23-24 NSD Priority Repair {105148-991910}	14A	LMH	\$24,556.33
2023	3	7793	6985064	23-24 NSD Priority Repair {105148-991910}	14A	LMH	\$18,862.70
2023	3	7793	6988156	23-24 NSD Priority Repair {105148-991910}	14A	LMH	\$149,307.96
2023	3	7793	7006024	23-24 NSD Priority Repair {105148-991910}	14A	LMH	\$7,845.00
2023	3	7793	7021497	23-24 NSD Priority Repair {105148-991910}	14A	LMH	\$31,038.73
2023	3	7793	7033417	23-24 NSD Priority Repair {105148-991910}	14A	LMH	\$14,694.00
2023	3	7793	7033418	23-24 NSD Priority Repair {105148-991910}	14A	LMH	\$11,370.43
2024	3	7886	7026601	24-25 Cowtown Brushup (Habitat) {105837-991908}	14A	LMH	\$3,352.22
2024	3	7886	7026603	24-25 Cowtown Brushup (Habitat) {105837-991908}	14A	LMH	\$8,459.96
2024	3	7886	7026604	24-25 Cowtown Brushup (Habitat) {105837-991908}	14A	LMH	\$17,933.96
2024	3	7886	7042843	24-25 Cowtown Brushup (Habitat) {105837-991908}	14A	LMH	\$10,830.89
2024	3	7886	7043081	24-25 Cowtown Brushup (Habitat) {105837-991908}	14A	LMH	\$15,253.86
2024	3	7886	7051683	24-25 Cowtown Brushup (Habitat) {105837-991908}	14A	LMH	\$14,019.96
2024	3	7886	7051684	24-25 Cowtown Brushup (Habitat) {105837-991908}	14A	LMH	\$187,837.46



2024	3	7886	7073232	24-25 Cowtown Brushup (Habitat) {105837-991908}	14A	LMH	\$16,058.06
2024	3	7886	7080081	24-25 Cowtown Brushup (Habitat) {105837-991908}	14A	LMH	\$16,476.79
2024	3	7886	7080084	24-25 Cowtown Brushup (Habitat) {105837-991908}	14A	LMH	\$113,050.51
2024	3	7887	7006027	24-25 NSD Priority Repair {105837-991910}	14A	LMH	\$61,877.81
2024	3	7887	7021500	24-25 NSD Priority Repair {105837-991910}	14A	LMH	\$199,032.47
2024	3	7887	7033425	24-25 NSD Priority Repair {105837-991910}	14A	LMH	\$423,833.24
2024	3	7887	7033553	24-25 NSD Priority Repair {105837-991910}	14A	LMH	\$141,122.26
2024	3	7887	7055053	24-25 NSD Priority Repair {105837-991910}	14A	LMH	\$155,968.90
2024	3	7887	7055055	24-25 NSD Priority Repair {105837-991910}	14A	LMH	\$97,547.83
2024	3	7887	7071287	24-25 NSD Priority Repair {105837-991910}	14A	LMH	\$4,334.78
2024	3	7887	7071290	24-25 NSD Priority Repair {105837-991910}	14A	LMH	\$159,876.35
2024	3	7887	7073896	24-25 NSD Priority Repair {105837-991910}	14A	LMH	\$56,398.58
2024	3	7887	7080494	24-25 NSD Priority Repair {105837-991910}	14A	LMH	\$372,417.25
2024	3	7955	7080977	21-22 Match for Lead Grant {103708-991943 and 104438-991943}	14A	LMH	\$7,701.75
2024	4	7889	6997541	24-25 REACH, Inc. Project Ramp {105837-991911}	14A	LMH	\$7,236.00
2024	4	7889	7000438	24-25 REACH, Inc. Project Ramp {105837-991911}	14A	LMH	\$13,079.00
2024	4	7889	7000439	24-25 REACH, Inc. Project Ramp {105837-991911}	14A	LMH	\$4,275.00
2024	4	7889	7012731	24-25 REACH, Inc. Project Ramp {105837-991911}	14A	LMH	\$9,038.87
2024	4	7889	7066643	24-25 REACH, Inc. Project Ramp {105837-991911}	14A	LMH	\$4,135.87
2024	4	7889	7066648	24-25 REACH, Inc. Project Ramp {105837-991911}	14A	LMH	\$7,640.74
2024	4	7889	7080073	24-25 REACH, Inc. Project Ramp {105837-991911}	14A	LMH	\$4,999.87
2024	4	7889	7080075	24-25 REACH, Inc. Project Ramp {105837-991911}	14A	LMH	\$3,137.27
							<b>14A Matrix Code \$2,794,188.45</b>
2022	2	7704	7080895	22-23 Project Delivery for Rehab/Construction Management {104438-991909}	14H	LMH	\$37.99
2023	2	7791	6985063	23-24 Project Delivery for Rehab/Construction Management {105148-991909}	14H	LMH	\$39,790.37
2024	2	7885	6995403	24-25 Rehab Project Delivery {105837-991909}	14H	LMC	\$34,316.99
2024	2	7885	6995405	24-25 Rehab Project Delivery {105837-991909}	14H	LMC	\$76,979.76
2024	2	7885	6995407	24-25 Rehab Project Delivery {105837-991909}	14H	LMC	\$76,587.41
2024	2	7885	7033556	24-25 Rehab Project Delivery {105837-991909}	14H	LMC	\$82,896.64
2024	2	7885	7033567	24-25 Rehab Project Delivery {105837-991909}	14H	LMC	\$73,780.95
2024	2	7885	7033573	24-25 Rehab Project Delivery {105837-991909}	14H	LMC	\$83,209.88
2024	2	7885	7055198	24-25 Rehab Project Delivery {105837-991909}	14H	LMC	\$83,492.68
2024	2	7885	7055201	24-25 Rehab Project Delivery {105837-991909}	14H	LMC	\$81,567.42
2024	2	7885	7055207	24-25 Rehab Project Delivery {105837-991909}	14H	LMC	\$76,023.99
2024	2	7885	7073234	24-25 Rehab Project Delivery {105837-991909}	14H	LMC	\$81,676.75
2024	2	7885	7073237	24-25 Rehab Project Delivery {105837-991909}	14H	LMC	\$101,667.69
2024	2	7885	7080558	24-25 Rehab Project Delivery {105837-991909}	14H	LMC	\$72,211.20
							<b>14H Matrix Code \$964,239.72</b>
2023	2	7790	6985061	23-24 Project Delivery for Home Ownership & Housing {105148-991906}	14J	LMH	\$3,303.28
2024	2	7884	6995394	24-25 Housing/HAP Program Delivery {105837-991906}	14J	LMH	\$7,691.54
2024	2	7884	6995396	24-25 Housing/HAP Program Delivery {105837-991906}	14J	LMH	\$15,772.34
2024	2	7884	6997583	24-25 Housing/HAP Program Delivery {105837-991906}	14J	LMH	\$11,722.53
2024	2	7884	7033525	24-25 Housing/HAP Program Delivery {105837-991906}	14J	LMH	\$11,142.38
2024	2	7884	7033527	24-25 Housing/HAP Program Delivery {105837-991906}	14J	LMH	\$11,743.70
2024	2	7884	7033530	24-25 Housing/HAP Program Delivery {105837-991906}	14J	LMH	\$12,597.59
2024	2	7884	7055183	24-25 Housing/HAP Program Delivery {105837-991906}	14J	LMH	\$14,217.42
2024	2	7884	7055184	24-25 Housing/HAP Program Delivery {105837-991906}	14J	LMH	\$15,206.97
2024	2	7884	7055188	24-25 Housing/HAP Program Delivery {105837-991906}	14J	LMH	\$14,016.47
2024	2	7884	7073245	24-25 Housing/HAP Program Delivery {105837-991906}	14J	LMH	\$16,257.14
2024	2	7884	7073248	24-25 Housing/HAP Program Delivery {105837-991906}	14J	LMH	\$18,069.40
2024	2	7884	7080553	24-25 Housing/HAP Program Delivery {105837-991906}	14J	LMH	\$17,525.17
							<b>14J Matrix Code \$169,265.93</b>
<b>Total</b>							<b>\$5,141,192.54</b>

**LINE 27 DETAIL: ACTIVITIES INCLUDED IN THE COMPUTATION OF LINE 27**

Plan	FY15	FY15	vouchner	Activity to	Activity Name	Grant Number	Fund	Matrix Code	National Objective	Drawn Amount
2024	9	7905	7007633	No	24-25 Sixty & Better - Increasing Access to Basic Needs for Senior Adults	B24MC480010	EN	05A	LMC	\$2,044.92
2024	9	7905	7007638	No	24-25 Sixty & Better - Increasing Access to Basic Needs for Senior Adults	B24MC480010	EN	05A	LMC	\$3,039.30
2024	9	7905	7007640	No	24-25 Sixty & Better - Increasing Access to Basic Needs for Senior Adults	B24MC480010	EN	05A	LMC	\$3,611.01
2024	9	7905	7012733	No	24-25 Sixty & Better - Increasing Access to Basic Needs for Senior Adults	B24MC480010	EN	05A	LMC	\$2,808.96
									<b>05A Matrix Code</b>	<b>\$11,504.19</b>
2024	9	7904	6997547	No	24-25 Meals On Wheels - Nutrition Program {105837-991932}	B24MC480010	EN	05B	LMC	\$5,619.74
2024	9	7904	6997549	No	24-25 Meals On Wheels - Nutrition Program {105837-991932}	B24MC480010	EN	05B	LMC	\$5,549.55
2024	9	7904	6997552	No	24-25 Meals On Wheels - Nutrition Program {105837-991932}	B24MC480010	EN	05B	LMC	\$6,014.57
2024	9	7904	7007642	No	24-25 Meals On Wheels - Nutrition Program {105837-991932}	B24MC480010	EN	05B	LMC	\$6,517.44
2024	9	7904	7042713	No	24-25 Meals On Wheels - Nutrition Program {105837-991932}	B24MC480010	EN	05B	LMC	\$7,056.18
2024	9	7904	7042714	No	24-25 Meals On Wheels - Nutrition Program {105837-991932}	B24MC480010	EN	05B	LMC	\$6,863.46
2024	9	7904	7042715	No	24-25 Meals On Wheels - Nutrition Program {105837-991932}	B24MC480010	EN	05B	LMC	\$6,767.10
2024	9	7904	7042716	No	24-25 Meals On Wheels - Nutrition Program {105837-991932}	B24MC480010	EN	05B	LMC	\$6,315.96
2024	9	7904	7051698	No	24-25 Meals On Wheels - Nutrition Program {105837-991932}	B24MC480010	EN	05B	LMC	\$6,066.30
2024	9	7904	7066642	No	24-25 Meals On Wheels - Nutrition Program {105837-991932}	B24MC480010	EN	05B	LMC	\$9,771.78
2024	9	7904	7073384	No	24-25 Meals On Wheels - Nutrition Program {105837-991932}	B24MC480010	EN	05B	LMC	\$5,242.86
2024	9	7904	7080106	No	24-25 Meals On Wheels - Nutrition Program {105837-991932}	B24MC480010	EN	05B	LMC	\$3,215.06
									<b>05B Matrix Code</b>	<b>\$75,000.00</b>
2024	7	7898	6997558	No	24-25 Boys & Girls Club - Youth Development at Eastside Branch {105837-	B24MC480010	EN	05D	LMC	\$4,274.51
2024	7	7898	6998035	No	24-25 Boys & Girls Club - Youth Development at Eastside Branch {105837-	B24MC480010	EN	05D	LMC	\$3,908.51
2024	7	7898	7000440	No	24-25 Boys & Girls Club - Youth Development at Eastside Branch {105837-	B24MC480010	EN	05D	LMC	\$2,844.00
2024	7	7898	7007651	No	24-25 Boys & Girls Club - Youth Development at Eastside Branch {105837-	B24MC480010	EN	05D	LMC	\$2,557.27
2024	7	7898	7025040	No	24-25 Boys & Girls Club - Youth Development at Eastside Branch {105837-	B24MC480010	EN	05D	LMC	\$4,377.06
2024	7	7898	7025041	No	24-25 Boys & Girls Club - Youth Development at Eastside Branch {105837-	B24MC480010	EN	05D	LMC	\$4,434.35
2024	7	7898	7051692	No	24-25 Boys & Girls Club - Youth Development at Eastside Branch {105837-	B24MC480010	EN	05D	LMC	\$7,367.59
2024	7	7898	7051694	No	24-25 Boys & Girls Club - Youth Development at Eastside Branch {105837-	B24MC480010	EN	05D	LMC	\$7,607.02

2024	7	7898	7054996	No	24-25 Boys & Girls Club - Youth Development at Eastside Branch {105837-991935}	B24MC480010	EN	05D	LMC	\$7,535.78	
2024	7	7898	7080110	No	24-25 Boys & Girls Club - Youth Development at Eastside Branch {105837-991935}	B24MC480010	EN	05D	LMC	\$5,087.79	
2024	7	7898	7080115	No	24-25 Boys & Girls Club - Youth Development at Eastside Branch {105837-991935}	B24MC480010	EN	05D	LMC	\$3,477.14	
2024	7	7898	7080117	No	24-25 Boys & Girls Club - Youth Development at Eastside Branch {105837-991935}	B24MC480010	EN	05D	LMC	\$1,687.84	
2024	7	7899	6997559	No	24-25 Camp Fire - Teens In Action {105837-991935}	B24MC480010	EN	05D	LMC	\$1,606.10	
2024	7	7899	6997560	No	24-25 Camp Fire - Teens In Action {105837-991935}	B24MC480010	EN	05D	LMC	\$7,328.70	
2024	7	7899	7000441	No	24-25 Camp Fire - Teens In Action {105837-991935}	B24MC480010	EN	05D	LMC	\$4,454.57	
2024	7	7899	7007663	No	24-25 Camp Fire - Teens In Action {105837-991935}	B24MC480010	EN	05D	LMC	\$2,329.29	
2024	7	7899	7012742	No	24-25 Camp Fire - Teens In Action {105837-991935}	B24MC480010	EN	05D	LMC	\$3,657.24	
2024	7	7899	7042720	No	24-25 Camp Fire - Teens In Action {105837-991935}	B24MC480010	EN	05D	LMC	\$4,132.49	
2024	7	7899	7042722	No	24-25 Camp Fire - Teens In Action {105837-991935}	B24MC480010	EN	05D	LMC	\$4,648.67	
2024	7	7899	7051695	No	24-25 Camp Fire - Teens In Action {105837-991935}	B24MC480010	EN	05D	LMC	\$8,714.03	
2024	7	7899	7054996	No	24-25 Camp Fire - Teens In Action {105837-991935}	B24MC480010	EN	05D	LMC	\$7,573.22	
2024	7	7899	7066638	No	24-25 Camp Fire - Teens In Action {105837-991935}	B24MC480010	EN	05D	LMC	\$8,254.76	
2024	7	7899	7073379	No	24-25 Camp Fire - Teens In Action {105837-991935}	B24MC480010	EN	05D	LMC	\$14,483.38	
2024	7	7899	7080123	No	24-25 Camp Fire - Teens In Action {105837-991935}	B24MC480010	EN	05D	LMC	\$9,334.91	
2024	7	7900	7007666	No	24-25 Girls Incorporated of Tarrant County - Leadership Program {105837-991935}	B24MC480010	EN	05D	LMC	\$8,571.62	
2024	7	7900	7012746	No	24-25 Girls Incorporated of Tarrant County - Leadership Program {105837-991935}	B24MC480010	EN	05D	LMC	\$8,236.95	
2024	7	7900	7012747	No	24-25 Girls Incorporated of Tarrant County - Leadership Program {105837-991935}	B24MC480010	EN	05D	LMC	\$8,326.25	
2024	7	7900	7012751	No	24-25 Girls Incorporated of Tarrant County - Leadership Program {105837-991935}	B24MC480010	EN	05D	LMC	\$8,303.40	
2024	7	7900	7012913	No	24-25 Girls Incorporated of Tarrant County - Leadership Program {105837-991935}	B24MC480010	EN	05D	LMC	\$8,402.39	
2024	7	7900	7025042	No	24-25 Girls Incorporated of Tarrant County - Leadership Program {105837-991935}	B24MC480010	EN	05D	LMC	\$8,301.89	
2024	7	7900	7051696	No	24-25 Girls Incorporated of Tarrant County - Leadership Program {105837-991935}	B24MC480010	EN	05D	LMC	\$8,686.84	
2024	7	7900	7054996	No	24-25 Girls Incorporated of Tarrant County - Leadership Program {105837-991935}	B24MC480010	EN	05D	LMC	\$9,052.71	
2024	7	7900	7055001	No	24-25 Girls Incorporated of Tarrant County - Leadership Program {105837-991935}	B24MC480010	EN	05D	LMC	\$8,942.06	
2024	7	7900	7066637	No	24-25 Girls Incorporated of Tarrant County - Leadership Program {105837-991935}	B24MC480010	EN	05D	LMC	\$8,966.77	
2024	7	7900	7073377	No	24-25 Girls Incorporated of Tarrant County - Leadership Program {105837-991935}	B24MC480010	EN	05D	LMC	\$8,326.27	
2024	7	7900	7080133	No	24-25 Girls Incorporated of Tarrant County - Leadership Program {105837-991935}	B24MC480010	EN	05D	LMC	\$5,882.85	
2024	7	7901	6997540	No	24-25 Junior Achievement - Cradle to Career Initiative {105837-9919L6}	B24MC480010	EN	05D	LMC	\$1,447.12	
2024	7	7901	7007707	No	24-25 Junior Achievement - Cradle to Career Initiative {105837-9919L6}	B24MC480010	EN	05D	LMC	\$3,682.06	
2024	7	7901	7007708	No	24-25 Junior Achievement - Cradle to Career Initiative {105837-9919L6}	B24MC480010	EN	05D	LMC	\$4,313.37	
2024	7	7901	7012758	No	24-25 Junior Achievement - Cradle to Career Initiative {105837-9919L6}	B24MC480010	EN	05D	LMC	\$4,589.76	
2024	7	7901	7025048	No	24-25 Junior Achievement - Cradle to Career Initiative {105837-9919L6}	B24MC480010	EN	05D	LMC	\$5,818.70	
2024	7	7901	7025049	No	24-25 Junior Achievement - Cradle to Career Initiative {105837-9919L6}	B24MC480010	EN	05D	LMC	\$8,252.53	
2024	7	7901	7080139	No	24-25 Junior Achievement - Cradle to Career Initiative {105837-9919L6}	B24MC480010	EN	05D	LMC	\$7,619.45	
2024	7	7901	7080142	No	24-25 Junior Achievement - Cradle to Career Initiative {105837-9919L6}	B24MC480010	EN	05D	LMC	\$9,978.39	
2024	7	7901	7080252	No	24-25 Junior Achievement - Cradle to Career Initiative {105837-9919L6}	B24MC480010	EN	05D	LMC	\$4,298.62	
									05D	Matrix Code	\$281,676.22
2024	5	7890	7073243	No	24-25 Safe City Commission - The Ladder Program {105837-991922}	B24MC480010	EN	05H	LMC	\$6,179.27	
2024	5	7890	7073386	No	24-25 Safe City Commission - The Ladder Program {105837-991922}	B24MC480010	EN	05H	LMC	\$6,460.15	
2024	5	7890	7073390	No	24-25 Safe City Commission - The Ladder Program {105837-991922}	B24MC480010	EN	05H	LMC	\$6,459.56	
2024	5	7890	7073392	No	24-25 Safe City Commission - The Ladder Program {105837-991922}	B24MC480010	EN	05H	LMC	\$5,617.01	
2024	5	7890	7073395	No	24-25 Safe City Commission - The Ladder Program {105837-991922}	B24MC480010	EN	05H	LMC	\$5,898.40	
2024	5	7890	7080086	No	24-25 Safe City Commission - The Ladder Program {105837-991922}	B24MC480010	EN	05H	LMC	\$6,179.27	
2024	5	7890	7080088	No	24-25 Safe City Commission - The Ladder Program {105837-991922}	B24MC480010	EN	05H	LMC	\$8,317.83	
2024	5	7890	7080089	No	24-25 Safe City Commission - The Ladder Program {105837-991922}	B24MC480010	EN	05H	LMC	\$1,640.82	
2024	5	7890	7080092	No	24-25 Safe City Commission - The Ladder Program {105837-991922}	B24MC480010	EN	05H	LMC	\$7,981.63	
2024	5	7890	7080093	No	24-25 Safe City Commission - The Ladder Program {105837-991922}	B24MC480010	EN	05H	LMC	\$8,741.78	
2024	5	7890	7080094	No	24-25 Safe City Commission - The Ladder Program {105837-991922}	B24MC480010	EN	05H	LMC	\$6,178.71	
2024	5	7890	7080096	No	24-25 Safe City Commission - The Ladder Program {105837-991922}	B24MC480010	EN	05H	LMC	\$5,897.86	
2024	5	7890	7080097	No	24-25 Safe City Commission - The Ladder Program {105837-991922}	B24MC480010	EN	05H	LMC	\$6,178.71	
2024	5	7891	6997561	No	24-25 The Women's Center of Tarrant County, Inc. - Employment Solutions	B24MC480010	EN	05H	LMC	\$5,245.59	
2024	5	7891	7007644	No	24-25 The Women's Center of Tarrant County, Inc. - Employment Solutions	B24MC480010	EN	05H	LMC	\$5,247.62	
2024	5	7891	7007645	No	24-25 The Women's Center of Tarrant County, Inc. - Employment Solutions	B24MC480010	EN	05H	LMC	\$5,247.68	
2024	5	7891	7012740	No	24-25 The Women's Center of Tarrant County, Inc. - Employment Solutions	B24MC480010	EN	05H	LMC	\$5,262.23	
2024	5	7891	7013069	No	24-25 The Women's Center of Tarrant County, Inc. - Employment Solutions	B24MC480010	EN	05H	LMC	\$5,128.50	
2024	5	7891	7025039	No	24-25 The Women's Center of Tarrant County, Inc. - Employment Solutions	B24MC480010	EN	05H	LMC	\$4,995.23	
2024	5	7891	7042719	No	24-25 The Women's Center of Tarrant County, Inc. - Employment Solutions	B24MC480010	EN	05H	LMC	\$4,588.44	
2024	5	7891	7051687	No	24-25 The Women's Center of Tarrant County, Inc. - Employment Solutions	B24MC480010	EN	05H	LMC	\$4,391.35	
2024	5	7891	7051691	No	24-25 The Women's Center of Tarrant County, Inc. - Employment Solutions	B24MC480010	EN	05H	LMC	\$5,442.66	
2024	5	7891	7066641	No	24-25 The Women's Center of Tarrant County, Inc. - Employment Solutions	B24MC480010	EN	05H	LMC	\$5,211.52	
2024	5	7891	7073380	No	24-25 The Women's Center of Tarrant County, Inc. - Employment Solutions	B24MC480010	EN	05H	LMC	\$5,197.52	
2024	5	7891	7080108	No	24-25 The Women's Center of Tarrant County, Inc. - Employment Solutions	B24MC480010	EN	05H	LMC	\$4,041.66	
2024	5	7892	7000442	No	24-25 Easter Seals North Texas, Inc. - Employment Services {105837-991922}	B24MC480010	EN	05H	LMC	\$2,909.61	
2024	5	7892	7000443	No	24-25 Easter Seals North Texas, Inc. - Employment Services {105837-991922}	B24MC480010	EN	05H	LMC	\$4,461.64	
2024	5	7892	7007697	No	24-25 Easter Seals North Texas, Inc. - Employment Services {105837-991922}	B24MC480010	EN	05H	LMC	\$4,461.64	
2024	5	7892	7007701	No	24-25 Easter Seals North Texas, Inc. - Employment Services {105837-991922}	B24MC480010	EN	05H	LMC	\$6,532.06	
2024	5	7892	7012911	No	24-25 Easter Seals North Texas, Inc. - Employment Services {105837-991922}	B24MC480010	EN	05H	LMC	\$4,461.64	
2024	5	7892	7042723	No	24-25 Easter Seals North Texas, Inc. - Employment Services {105837-991922}	B24MC480010	EN	05H	LMC	\$4,659.94	
2024	5	7892	7042841	No	24-25 Easter Seals North Texas, Inc. - Employment Services {105837-991922}	B24MC480010	EN	05H	LMC	\$4,108.85	
2024	5	7892	7051685	No	24-25 Easter Seals North Texas, Inc. - Employment Services {105837-991922}	B24MC480010	EN	05H	LMC	\$4,841.56	
2024	5	7892	7051689	No	24-25 Easter Seals North Texas, Inc. - Employment Services {105837-991922}	B24MC480010	EN	05H	LMC	\$4,475.21	
2024	5	7892	7080262	No	24-25 Easter Seals North Texas, Inc. - Employment Services {105837-991922}	B24MC480010	EN	05H	LMC	\$4,509.21	
2024	5	7892	7080266	No	24-25 Easter Seals North Texas, Inc. - Employment Services {105837-991922}	B24MC480010	EN	05H	LMC	\$6,529.63	
2024	5	7892	7080267	No	24-25 Easter Seals North Texas, Inc. - Employment Services {105837-991922}	B24MC480010	EN	05H	LMC	\$4,905.11	
2024	5	7894	7054992	No	24-25 Taste Project- Culinary Workforce Development Program {105837-991922}	B24MC480010	EN	05H	LMC	\$2,083.33	
2024	5	7894	7073244	No	24-25 Taste Project- Culinary Workforce Development Program {105837-991922}	B24MC480010	EN	05H	LMC	\$2,083.33	
2024	5	7894	7073370	No	24-25 Taste Project- Culinary Workforce Development Program {105837-991922}	B24MC480010	EN	05H	LMC	\$2,083.33	
2024	5	7894	7080127	No	24-25 Taste Project- Culinary Workforce Development Program {105837-991922}	B24MC480010	EN	05H	LMC	\$2,083.33	
									05H	Matrix Code	\$206,920.42
2024	7	7897	6997544	No	24-25 United Community Centers - Holistic Educational Literacy Program	B24MC480010	EN	05L	LMC	\$7,745.72	
2024	7	7897	6997545	No	24-25 United Community Centers - Holistic Educational Literacy Program	B24MC480010	EN	05L	LMC	\$9,475.60	
2024	7	7897	6997562	No	24-25 United Community Centers - Holistic Educational Literacy Program	B24MC480010	EN	05L	LMC	\$8,585.36	

2024	7	7897	7007632	No	24-25 United Community Centers - Holistic Educational Literacy Program	B24MC480010	EN	05L	LMC	\$16,119.29	
2024	7	7897	7025038	No	24-25 United Community Centers - Holistic Educational Literacy Program	B24MC480010	EN	05L	LMC	\$16,620.23	
2024	7	7897	7026849	No	24-25 United Community Centers - Holistic Educational Literacy Program	B24MC480010	EN	05L	LMC	\$16,711.95	
2024	7	7897	7061065	No	24-25 United Community Centers - Holistic Educational Literacy Program	B24MC480010	EN	05L	LMC	\$16,925.48	
2024	7	7897	7061070	No	24-25 United Community Centers - Holistic Educational Literacy Program	B24MC480010	EN	05L	LMC	\$16,938.87	
2024	7	7897	7061071	No	24-25 United Community Centers - Holistic Educational Literacy Program	B24MC480010	EN	05L	LMC	\$32,654.21	
2024	7	7897	7066336	No	24-25 United Community Centers - Holistic Educational Literacy Program	B24MC480010	EN	05L	LMC	\$41,362.93	
2024	7	7897	7080098	No	24-25 United Community Centers - Holistic Educational Literacy Program	B24MC480010	EN	05L	LMC	\$34,244.48	
2024	7	7897	7080102	No	24-25 United Community Centers - Holistic Educational Literacy Program	B24MC480010	EN	05L	LMC	\$12,615.88	
									05L	Matrix Code	\$230,000.00
2024	5	7893	7025046	No	24-25 Your Harvest House - Client Aid Services {105837-9919M0}	B24MC480010	EN	05Q	LMC	\$3,146.35	
2024	5	7893	7051698	No	24-25 Your Harvest House - Client Aid Services {105837-9919M0}	B24MC480010	EN	05Q	LMC	\$850.00	
2024	5	7893	7066636	No	24-25 Your Harvest House - Client Aid Services {105837-9919M0}	B24MC480010	EN	05Q	LMC	\$4,733.68	
2024	5	7893	7073366	No	24-25 Your Harvest House - Client Aid Services {105837-9919M0}	B24MC480010	EN	05Q	LMC	\$8,872.07	
2024	5	7893	7080130	No	24-25 Your Harvest House - Client Aid Services {105837-9919M0}	B24MC480010	EN	05Q	LMC	\$7,397.90	
									05Q	Matrix Code	\$25,000.00
2024	6	7895	7007668	No	23-24 Housing Channel - Counseling & Foreclosure {105837-991938}	B24MC480010	EN	05U	LMC	\$7,554.00	
2024	6	7895	7007690	No	23-24 Housing Channel - Counseling & Foreclosure {105837-991938}	B24MC480010	EN	05U	LMC	\$8,159.36	
2024	6	7895	7012752	No	23-24 Housing Channel - Counseling & Foreclosure {105837-991938}	B24MC480010	EN	05U	LMC	\$8,065.45	
2024	6	7895	7012757	No	23-24 Housing Channel - Counseling & Foreclosure {105837-991938}	B24MC480010	EN	05U	LMC	\$7,456.49	
2024	6	7895	7025043	No	23-24 Housing Channel - Counseling & Foreclosure {105837-991938}	B24MC480010	EN	05U	LMC	\$6,473.60	
2024	6	7895	7025045	No	23-24 Housing Channel - Counseling & Foreclosure {105837-991938}	B24MC480010	EN	05U	LMC	\$6,711.97	
2024	6	7895	7051698	No	23-24 Housing Channel - Counseling & Foreclosure {105837-991938}	B24MC480010	EN	05U	LMC	\$6,574.24	
2024	6	7895	7051701	No	23-24 Housing Channel - Counseling & Foreclosure {105837-991938}	B24MC480010	EN	05U	LMC	\$6,470.39	
2024	6	7895	7066346	No	23-24 Housing Channel - Counseling & Foreclosure {105837-991938}	B24MC480010	EN	05U	LMC	\$9,638.35	
2024	6	7895	7066644	No	23-24 Housing Channel - Counseling & Foreclosure {105837-991938}	B24MC480010	EN	05U	LMC	\$10,716.10	
2024	6	7895	7073373	No	23-24 Housing Channel - Counseling & Foreclosure {105837-991938}	B24MC480010	EN	05U	LMC	\$6,962.39	
2024	6	7895	7080137	No	23-24 Housing Channel - Counseling & Foreclosure {105837-991938}	B24MC480010	EN	05U	LMC	\$6,809.57	
									05U	Matrix Code	\$91,591.91
No Activity to prevent, prepare for, and respond to Coronavirus										\$921,692.74	
Total										\$921,692.74	

**LINE 37 DETAIL: ACTIVITIES INCLUDED IN THE COMPUTATION OF LINE 37**

Plan	2015	2015	voucnr	Activity Name	Matrix	National	Drawn Amount
	Project	Activity	Number		Code	Objective	
2024	1	7879	6995382	24-25 NSD Compliance Part of 20% PA {105837-991902}	21A		\$20,858.79
2024	1	7879	6995383	24-25 NSD Compliance Part of 20% PA {105837-991902}	21A		\$22,698.70
2024	1	7879	6995384	24-25 NSD Compliance Part of 20% PA {105837-991902}	21A		\$26,251.37
2024	1	7879	7033450	24-25 NSD Compliance Part of 20% PA {105837-991902}	21A		\$26,652.78
2024	1	7879	7033455	24-25 NSD Compliance Part of 20% PA {105837-991902}	21A		\$26,076.28
2024	1	7879	7033458	24-25 NSD Compliance Part of 20% PA {105837-991902}	21A		\$33,870.45
2024	1	7879	7055140	24-25 NSD Compliance Part of 20% PA {105837-991902}	21A		\$27,629.23
2024	1	7879	7055145	24-25 NSD Compliance Part of 20% PA {105837-991902}	21A		\$21,409.59
2024	1	7879	7055147	24-25 NSD Compliance Part of 20% PA {105837-991902}	21A		\$25,755.09
2024	1	7879	7073362	24-25 NSD Compliance Part of 20% PA {105837-991902}	21A		\$24,045.06
2024	1	7879	7073364	24-25 NSD Compliance Part of 20% PA {105837-991902}	21A		\$25,666.36
2024	1	7879	7080555	24-25 NSD Compliance Part of 20% PA {105837-991902}	21A		\$24,044.41
2024	1	7880	6995385	24-25 NSD Community Development Part of 20% PA {105837-991903}	21A		\$17,643.64
2024	1	7880	6995386	24-25 NSD Community Development Part of 20% PA {105837-991903}	21A		\$19,531.17
2024	1	7880	6995387	24-25 NSD Community Development Part of 20% PA {105837-991903}	21A		\$20,729.98
2024	1	7880	7033464	24-25 NSD Community Development Part of 20% PA {105837-991903}	21A		\$20,161.84
2024	1	7880	7033483	24-25 NSD Community Development Part of 20% PA {105837-991903}	21A		\$15,649.79
2024	1	7880	7033500	24-25 NSD Community Development Part of 20% PA {105837-991903}	21A		\$23,860.96
2024	1	7880	7055149	24-25 NSD Community Development Part of 20% PA {105837-991903}	21A		\$22,966.53
2024	1	7880	7055152	24-25 NSD Community Development Part of 20% PA {105837-991903}	21A		\$20,247.40
2024	1	7880	7055154	24-25 NSD Community Development Part of 20% PA {105837-991903}	21A		\$20,390.35
2024	1	7880	7073347	24-25 NSD Community Development Part of 20% PA {105837-991903}	21A		\$16,647.87
2024	1	7880	7074753	24-25 NSD Community Development Part of 20% PA {105837-991903}	21A		\$17,556.79
2024	1	7880	7080552	24-25 NSD Community Development Part of 20% PA {105837-991903}	21A		\$18,388.19
2024	1	7881	6995388	24-25 NSD Planning & Reporting Part of 20% PA {105837-991904}	21A		\$28,016.06
2024	1	7881	6995389	24-25 NSD Planning & Reporting Part of 20% PA {105837-991904}	21A		\$24,777.61
2024	1	7881	6995390	24-25 NSD Planning & Reporting Part of 20% PA {105837-991904}	21A		\$22,781.91
2024	1	7881	7033505	24-25 NSD Planning & Reporting Part of 20% PA {105837-991904}	21A		\$32,741.27
2024	1	7881	7033507	24-25 NSD Planning & Reporting Part of 20% PA {105837-991904}	21A		\$26,924.21
2024	1	7881	7033512	24-25 NSD Planning & Reporting Part of 20% PA {105837-991904}	21A		\$25,089.56
2024	1	7881	7055155	24-25 NSD Planning & Reporting Part of 20% PA {105837-991904}	21A		\$30,372.49
2024	1	7881	7055156	24-25 NSD Planning & Reporting Part of 20% PA {105837-991904}	21A		\$14,945.37
2024	1	7881	7055163	24-25 NSD Planning & Reporting Part of 20% PA {105837-991904}	21A		\$21,020.95
2024	1	7881	7073334	24-25 NSD Planning & Reporting Part of 20% PA {105837-991904}	21A		\$24,465.86
2024	1	7881	7073336	24-25 NSD Planning & Reporting Part of 20% PA {105837-991904}	21A		\$31,043.21
2024	1	7881	7080550	24-25 NSD Planning & Reporting Part of 20% PA {105837-991904}	21A		\$35,028.84
2024	1	7882	6995391	24-25 NSD Administration & Loan Services {105837-991905}	21A		\$7,164.40
2024	1	7882	6995392	24-25 NSD Administration & Loan Services {105837-991905}	21A		\$7,193.82
2024	1	7882	6995393	24-25 NSD Administration & Loan Services {105837-991905}	21A		\$9,104.70
2024	1	7882	7033515	24-25 NSD Administration & Loan Services {105837-991905}	21A		\$11,798.51
2024	1	7882	7033520	24-25 NSD Administration & Loan Services {105837-991905}	21A		\$8,462.46
2024	1	7882	7033522	24-25 NSD Administration & Loan Services {105837-991905}	21A		\$8,681.04
2024	1	7882	7055166	24-25 NSD Administration & Loan Services {105837-991905}	21A		\$5,938.97
2024	1	7882	7055178	24-25 NSD Administration & Loan Services {105837-991905}	21A		\$6,502.82
2024	1	7882	7055180	24-25 NSD Administration & Loan Services {105837-991905}	21A		\$31,780.81
2024	1	7882	7073320	24-25 NSD Administration & Loan Services {105837-991905}	21A		\$28,073.10
2024	1	7882	7073330	24-25 NSD Administration & Loan Services {105837-991905}	21A		\$7,633.67
2024	1	7882	7081067	24-25 NSD Administration & Loan Services {105837-991905}	21A		\$4,536.51

**Total**



Office of Community Planning and Development  
U.S. Department of Housing and Urban Development  
Integrated Disbursement and Information System  
PR26 - CDBG-CV Financial Summary Report  
FORT WORTH , TX

DATE: 11-20-25  
TIME: 16:17  
PAGE: 1

**PART I: SUMMARY OF CDBG-CV RESOURCES**

01 CDBG-CV GRANT	9,828,497.00
02 FUNDS RETURNED TO THE LINE-OF-CREDIT	0.00
03 FUNDS RETURNED TO THE LOCAL CDBG ACCOUNT	0.00
04 TOTAL CDBG-CV FUNDS AWARDED	9,828,497.00

**PART II: SUMMARY OF CDBG-CV EXPENDITURES**

05 DISBURSEMENTS OTHER THAN SECTION 108 REPAYMENTS AND PLANNING/ADMINISTRATION	8,755,758.55
06 DISBURSED IN IDIS FOR PLANNING/ADMINISTRATION	799,095.31
07 DISBURSED IN IDIS FOR SECTION 108 REPAYMENTS	0.00
08 TOTAL EXPENDITURES (SUM, LINES 05 - 07)	9,554,853.86
09 UNEXPENDED BALANCE (LINE 04 - LINE 8)	273,643.14

**PART III: LOW/MOD BENEFIT FOR THE CDBG-CV GRANT**

10 EXPENDED FOR LOW/MOD HOUSING IN SPECIAL AREAS	0.00
11 EXPENDED FOR LOW/MOD MULTI-UNIT HOUSING	0.00
12 DISBURSED FOR OTHER LOW/MOD ACTIVITIES	8,755,758.55
13 TOTAL LOW/MOD CREDIT (SUM, LINES 10 - 12)	8,755,758.55
14 AMOUNT SUBJECT TO LOW/MOD BENEFIT (LINE 05)	8,755,758.55
15 PERCENT LOW/MOD CREDIT (LINE 13/LINE 14)	100.00%

**PART IV: PUBLIC SERVICE (PS) CALCULATIONS**

16 DISBURSED IN IDIS FOR PUBLIC SERVICES	6,756,743.75
17 CDBG-CV GRANT	9,828,497.00
18 PERCENT OF FUNDS DISBURSED FOR PS ACTIVITIES (LINE 16/LINE 17)	68.75%

**PART V: PLANNING AND ADMINISTRATION (PA) CAP**

19 DISBURSED IN IDIS FOR PLANNING/ADMINISTRATION	799,095.31
20 CDBG-CV GRANT	9,828,497.00
21 PERCENT OF FUNDS DISBURSED FOR PA ACTIVITIES (LINE 19/LINE 20)	8.13%

**LINE 10 DETAIL: ACTIVITIES TO CONSIDER IN DETERMINING THE AMOUNT TO ENTER ON LINE 10**

No data returned for this view. This might be because the applied filter excludes all data.

**LINE 11 DETAIL: ACTIVITIES TO CONSIDER IN DETERMINING THE AMOUNT TO ENTER ON LINE 11**

No data returned for this view. This might be because the applied filter excludes all data.

**LINE 12 DETAIL: ACTIVITIES INCLUDED IN THE COMPUTATION OF LINE 12**

Plan Year	IDIS Project	IDIS Activity	voucher Number	Activity Name	matrix Code	National Objective	Drawn Amount
2019	6	7779	6862616	19-20 Tarrant Area Food Bank Grocery Delivery Program {103166-9919D9}	05Z	LMC	\$3,999.66
			6862617	19-20 Tarrant Area Food Bank Grocery Delivery Program {103166-9919D9}	05Z	LMC	\$4,787.21
			6871870	19-20 Tarrant Area Food Bank Grocery Delivery Program {103166-9919D9}	05Z	LMC	\$4,423.40
			6884337	19-20 Tarrant Area Food Bank Grocery Delivery Program {103166-9919D9}	05Z	LMC	\$4,422.16
			6908247	19-20 Tarrant Area Food Bank Grocery Delivery Program {103166-9919D9}	05Z	LMC	\$4,412.03
		7834	6832928	19-20 Tarrant Area Food Bank RED Bus Program {102718-9919D9}	05W	LMA	\$14,806.02
			6858467	19-20 Tarrant Area Food Bank RED Bus Program {102718-9919D9}	05W	LMA	\$13,490.10
			6858470	19-20 Tarrant Area Food Bank RED Bus Program {102718-9919D9}	05W	LMA	\$7,508.70
			6871605	19-20 Tarrant Area Food Bank RED Bus Program {102718-9919D9}	05W	LMA	\$4,704.01
			6887206	19-20 Tarrant Area Food Bank RED Bus Program {102718-9919D9}	05W	LMA	\$8,627.24
			6890966	19-20 Tarrant Area Food Bank RED Bus Program {102718-9919D9}	05W	LMA	\$6,889.67
			6907835	19-20 Tarrant Area Food Bank RED Bus Program {102718-9919D9}	05W	LMA	\$18,440.78
			6923343	19-20 Tarrant Area Food Bank RED Bus Program {102718-9919D9}	05W	LMA	\$12,297.61
			6926458	19-20 Tarrant Area Food Bank RED Bus Program {102718-9919D9}	05W	LMA	\$11,868.48

6926460	19-20 Tarrant Area Food Bank RED Bus Program {102718-9919D9}	05W	LMA	\$7,128.39
6941867	19-20 Tarrant Area Food Bank RED Bus Program {102718-9919D9}	05W	LMA	\$6,608.82
6490434	19-20 CDBG-CV Center for Transforming Lives - Micro-Enterprise {102718-9919D9}	05H	LMC	\$217.01
6498080	19-20 CDBG-CV Center for Transforming Lives - Micro-Enterprise {102718-9919D9}	05H	LMC	\$40.71
6498081	19-20 CDBG-CV Center for Transforming Lives - Micro-Enterprise {102718-9919D9}	05H	LMC	\$28.17
6508340	19-20 CDBG-CV Center for Transforming Lives - Micro-Enterprise {102718-9919D9}	05H	LMC	\$176.70
6525579	19-20 CDBG-CV Center for Transforming Lives - Micro-Enterprise {102718-9919D9}	05H	LMC	\$3,834.09
6557166	19-20 CDBG-CV Center for Transforming Lives - Micro-Enterprise {102718-9919D9}	05H	LMC	\$3,102.55
6557167	19-20 CDBG-CV Center for Transforming Lives - Micro-Enterprise {102718-9919D9}	05H	LMC	\$694.04
6557169	19-20 CDBG-CV Center for Transforming Lives - Micro-Enterprise {102718-9919D9}	05H	LMC	\$376.91
6557171	19-20 CDBG-CV Center for Transforming Lives - Micro-Enterprise {102718-9919D9}	05H	LMC	\$305.96
6557173	19-20 CDBG-CV Center for Transforming Lives - Micro-Enterprise {102718-9919D9}	05H	LMC	\$265.95
6567938	19-20 CDBG-CV Center for Transforming Lives - Micro-Enterprise {102718-9919D9}	05H	LMC	\$29,601.44
6567939	19-20 CDBG-CV Center for Transforming Lives - Micro-Enterprise {102718-9919D9}	05H	LMC	\$3,863.13
6590538	19-20 CDBG-CV Center for Transforming Lives - Micro-Enterprise {102718-9919D9}	05H	LMC	\$2,471.93
6590540	19-20 CDBG-CV Center for Transforming Lives - Micro-Enterprise {102718-9919D9}	05H	LMC	\$4,229.69
6590543	19-20 CDBG-CV Center for Transforming Lives - Micro-Enterprise {102718-9919D9}	05H	LMC	\$114.74
6604696	19-20 CDBG-CV Center for Transforming Lives - Micro-Enterprise {102718-9919D9}	05H	LMC	\$4,169.52
6639496	19-20 CDBG-CV Center for Transforming Lives - Micro-Enterprise {102718-9919D9}	05H	LMC	\$8,663.41
6639498	19-20 CDBG-CV Center for Transforming Lives - Micro-Enterprise {102718-9919D9}	05H	LMC	\$7,824.36
6647253	19-20 CDBG-CV Center for Transforming Lives - Micro-Enterprise {102718-9919D9}	05H	LMC	\$2,372.89
6656429	19-20 CDBG-CV Center for Transforming Lives - Micro-Enterprise {102718-9919D9}	05H	LMC	\$3,736.22
6656431	19-20 CDBG-CV Center for Transforming Lives - Micro-Enterprise {102718-9919D9}	05H	LMC	\$14,375.01
6672828	19-20 CDBG-CV Center for Transforming Lives - Micro-Enterprise {102718-9919D9}	05H	LMC	\$2,286.71
6684569	19-20 CDBG-CV Center for Transforming Lives - Micro-Enterprise {102718-9919D9}	05H	LMC	\$3,263.22
6753700	19-20 CDBG-CV Center for Transforming Lives - Micro-Enterprise {102718-9919D9}	05H	LMC	\$3,173.71
6753701	19-20 CDBG-CV Center for Transforming Lives - Micro-Enterprise {102718-9919D9}	05H	LMC	\$4,908.28
6753703	19-20 CDBG-CV Center for Transforming Lives - Micro-Enterprise {102718-9919D9}	05H	LMC	\$3,109.74
6753705	19-20 CDBG-CV Center for Transforming Lives - Micro-Enterprise {102718-9919D9}	05H	LMC	\$3,012.43
6753706	19-20 CDBG-CV Center for Transforming Lives - Micro-Enterprise {102718-9919D9}	05H	LMC	\$1,911.65
6795476	19-20 CDBG-CV Center for Transforming Lives - Micro-Enterprise {102718-9919D9}	05H	LMC	\$3,794.39
6795480	19-20 CDBG-CV Center for Transforming Lives - Micro-Enterprise {102718-9919D9}	05H	LMC	\$2,842.52
6795482	19-20 CDBG-CV Center for Transforming Lives - Micro-Enterprise {102718-9919D9}	05H	LMC	\$2,986.92
6863870	19-20 CDBG-CV Center for Transforming Lives - Micro-Enterprise {102718-9919D9}	05H	LMC	\$4,314.40
6863874	19-20 CDBG-CV Center for Transforming Lives - Micro-Enterprise {102718-9919D9}	05H	LMC	\$6,342.47
6863875	19-20 CDBG-CV Center for Transforming Lives - Micro-Enterprise {102718-9919D9}	05H	LMC	\$2,165.75
6907837	19-20 CDBG-CV Center for Transforming Lives - Micro-Enterprise {102718-9919D9}	05H	LMC	\$4,791.09
6907840	19-20 CDBG-CV Center for Transforming Lives - Micro-Enterprise {102718-9919D9}	05H	LMC	\$7,469.25
6907841	19-20 CDBG-CV Center for Transforming Lives - Micro-Enterprise {102718-9919D9}	05H	LMC	\$5,784.65
6908256	19-20 CDBG-CV Center for Transforming Lives - Micro-Enterprise {102718-9919D9}	05H	LMC	\$5,463.69
6923344	19-20 CDBG-CV Center for Transforming Lives - Micro-Enterprise {102718-9919D9}	05H	LMC	\$7,751.02
6930140	19-20 CDBG-CV Center for Transforming Lives - Micro-Enterprise {102718-9919D9}	05H	LMC	\$4,734.73
6964575	19-20 CDBG-CV Center for Transforming Lives - Micro-Enterprise {102718-9919D9}	05H	LMC	\$5,693.61
6964576	19-20 CDBG-CV Center for Transforming Lives - Micro-Enterprise {102718-9919D9}	05H	LMC	\$3,731.42
6964577	19-20 CDBG-CV Center for Transforming Lives - Micro-Enterprise {102718-9919D9}	05H	LMC	\$4,617.61
6997521	19-20 CDBG-CV Center for Transforming Lives - Micro-Enterprise {102718-9919D9}	05H	LMC	\$6,053.73
6997522	19-20 CDBG-CV Center for Transforming Lives - Micro-Enterprise {102718-9919D9}	05H	LMC	\$6,563.96
7007711	19-20 CDBG-CV Center for Transforming Lives - Micro-Enterprise {102718-9919D9}	05H	LMC	\$4,314.37
7007719	19-20 CDBG-CV Center for Transforming Lives - Micro-Enterprise {102718-9919D9}	05H	LMC	\$5,391.57
7025186	19-20 CDBG-CV Center for Transforming Lives - Micro-Enterprise {102718-9919D9}	05H	LMC	\$4,292.35
7043067	19-20 CDBG-CV Center for Transforming Lives - Micro-Enterprise {102718-9919D9}	05H	LMC	\$10,515.26
6490439	19-20 CDBG-CV Presbyterian Night Shelter - Clean Slate Employment	05H	LMC	\$6,889.12
6490440	19-20 CDBG-CV Presbyterian Night Shelter - Clean Slate Employment	05H	LMC	\$18,802.80
6498082	19-20 CDBG-CV Presbyterian Night Shelter - Clean Slate Employment	05H	LMC	\$8,352.52
6498083	19-20 CDBG-CV Presbyterian Night Shelter - Clean Slate Employment	05H	LMC	\$11,858.61
6498084	19-20 CDBG-CV Presbyterian Night Shelter - Clean Slate Employment	05H	LMC	\$7,128.82
6498085	19-20 CDBG-CV Presbyterian Night Shelter - Clean Slate Employment	05H	LMC	\$7,126.92
6498086	19-20 CDBG-CV Presbyterian Night Shelter - Clean Slate Employment	05H	LMC	\$12,197.52
6508341	19-20 CDBG-CV Presbyterian Night Shelter - Clean Slate Employment	05H	LMC	\$23,316.04
6508342	19-20 CDBG-CV Presbyterian Night Shelter - Clean Slate Employment	05H	LMC	\$6,889.14
6511792	19-20 CDBG-CV Presbyterian Night Shelter - Clean Slate Employment	05H	LMC	\$7,126.90
6511793	19-20 CDBG-CV Presbyterian Night Shelter - Clean Slate Employment	05H	LMC	\$6,645.23
6532309	19-20 CDBG-CV Presbyterian Night Shelter - Clean Slate Employment	05H	LMC	\$5,851.87
6544543	19-20 CDBG-CV Presbyterian Night Shelter - Clean Slate Employment	05H	LMC	\$8,599.00
6557165	19-20 CDBG-CV Presbyterian Night Shelter - Clean Slate Employment	05H	LMC	\$6,514.38
6567940	19-20 CDBG-CV Presbyterian Night Shelter - Clean Slate Employment	05H	LMC	\$6,419.23
6590555	19-20 CDBG-CV Presbyterian Night Shelter - Clean Slate Employment	05H	LMC	\$6,061.54
6593081	19-20 CDBG-CV Presbyterian Night Shelter - Clean Slate Employment	05H	LMC	\$4,615.39

7484	6593088	19-20 CDBG-CV Presbyterian Night Shelter - Clean Slate Employment	05H	LMC	\$5,604.95
	6485421	19-20 CDBG-CV Recovery Resource Council - Employment Services for	05H	LMC	\$1,915.94
	6485422	19-20 CDBG-CV Recovery Resource Council - Employment Services for	05H	LMC	\$4,376.55
	6485423	19-20 CDBG-CV Recovery Resource Council - Employment Services for	05H	LMC	\$4,326.26
	6485424	19-20 CDBG-CV Recovery Resource Council - Employment Services for	05H	LMC	\$4,326.26
	6485425	19-20 CDBG-CV Recovery Resource Council - Employment Services for	05H	LMC	\$4,484.36
	6557160	19-20 CDBG-CV Recovery Resource Council - Employment Services for	05H	LMC	\$450.45
	6557161	19-20 CDBG-CV Recovery Resource Council - Employment Services for	05H	LMC	\$485.78
	6557164	19-20 CDBG-CV Recovery Resource Council - Employment Services for	05H	LMC	\$408.48
	6612108	19-20 CDBG-CV Recovery Resource Council - Employment Services for	05H	LMC	\$524.01
	6612109	19-20 CDBG-CV Recovery Resource Council - Employment Services for	05H	LMC	\$2,050.39
	6612110	19-20 CDBG-CV Recovery Resource Council - Employment Services for	05H	LMC	\$1,105.61
	6612111	19-20 CDBG-CV Recovery Resource Council - Employment Services for	05H	LMC	\$1,920.91
	6612112	19-20 CDBG-CV Recovery Resource Council - Employment Services for	05H	LMC	\$1,975.32
	6612113	19-20 CDBG-CV Recovery Resource Council - Employment Services for	05H	LMC	\$1,769.33
7489	6451651	19-20 CDBG-CV The Women's Center of Tarrant County - Employment	05H	LMC	\$4,008.67
	6451654	19-20 CDBG-CV The Women's Center of Tarrant County - Employment	05H	LMC	\$6,905.43
	6457105	19-20 CDBG-CV The Women's Center of Tarrant County - Employment	05H	LMC	\$6,810.29
	6464053	19-20 CDBG-CV The Women's Center of Tarrant County - Employment	05H	LMC	\$6,559.94
	6490441	19-20 CDBG-CV The Women's Center of Tarrant County - Employment	05H	LMC	\$5,124.10
	6490442	19-20 CDBG-CV The Women's Center of Tarrant County - Employment	05H	LMC	\$4,142.36
	6490443	19-20 CDBG-CV The Women's Center of Tarrant County - Employment	05H	LMC	\$11,330.55
	6511794	19-20 CDBG-CV The Women's Center of Tarrant County - Employment	05H	LMC	\$7,651.01
	6511795	19-20 CDBG-CV The Women's Center of Tarrant County - Employment	05H	LMC	\$6,714.06
	6544549	19-20 CDBG-CV The Women's Center of Tarrant County - Employment	05H	LMC	\$6,279.71
	6544555	19-20 CDBG-CV The Women's Center of Tarrant County - Employment	05H	LMC	\$5,297.92
	6544560	19-20 CDBG-CV The Women's Center of Tarrant County - Employment	05H	LMC	\$5,739.45
	6552387	19-20 CDBG-CV The Women's Center of Tarrant County - Employment	05H	LMC	\$7,312.33
	6567934	19-20 CDBG-CV The Women's Center of Tarrant County - Employment	05H	LMC	\$22,348.00
	6590552	19-20 CDBG-CV The Women's Center of Tarrant County - Employment	05H	LMC	\$6,326.02
7594	6590553	19-20 CDBG-CV The Women's Center of Tarrant County - Employment	05H	LMC	\$2,199.07
	6593042	19-20 CDBG-CV The Women's Center of Tarrant County - Employment	05H	LMC	\$5,472.09
	6567726	20-21 CDBG-CV3 Recovery Resource Council - Employment Support	05F	LMC	\$3,469.95
	6567727	20-21 CDBG-CV3 Recovery Resource Council - Employment Support	05F	LMC	\$6,074.65
	6567729	20-21 CDBG-CV3 Recovery Resource Council - Employment Support	05F	LMC	\$3,879.72
	6567730	20-21 CDBG-CV3 Recovery Resource Council - Employment Support	05F	LMC	\$952.61
	6634320	20-21 CDBG-CV3 Recovery Resource Council - Employment Support	05F	LMC	\$3,701.01
	6634323	20-21 CDBG-CV3 Recovery Resource Council - Employment Support	05F	LMC	\$3,707.00
	6634324	20-21 CDBG-CV3 Recovery Resource Council - Employment Support	05F	LMC	\$3,670.74
	6634325	20-21 CDBG-CV3 Recovery Resource Council - Employment Support	05F	LMC	\$3,776.68
	6634327	20-21 CDBG-CV3 Recovery Resource Council - Employment Support	05F	LMC	\$1,812.02
	6634328	20-21 CDBG-CV3 Recovery Resource Council - Employment Support	05F	LMC	\$120.00
	6647250	20-21 CDBG-CV3 Recovery Resource Council - Employment Support	05F	LMC	\$3,542.72
	6656711	20-21 CDBG-CV3 Recovery Resource Council - Employment Support	05F	LMC	\$4,189.94
	6672878	20-21 CDBG-CV3 Recovery Resource Council - Employment Support	05F	LMC	\$4,169.03
7595	6684562	20-21 CDBG-CV3 Recovery Resource Council - Employment Support	05F	LMC	\$4,106.09
	6697774	20-21 CDBG-CV3 Recovery Resource Council - Employment Support	05F	LMC	\$2,490.50
	6719387	20-21 CDBG-CV3 Recovery Resource Council - Employment Support	05F	LMC	\$2,033.95
	6520945	20-21 CDBG-CV3 The Ladder Alliance - Employment Services {103166-	05H	LMC	\$5,729.58
	6520949	20-21 CDBG-CV3 The Ladder Alliance - Employment Services {103166-	05H	LMC	\$7,037.83
	6567732	20-21 CDBG-CV3 The Ladder Alliance - Employment Services {103166-	05H	LMC	\$11,196.66
	6567733	20-21 CDBG-CV3 The Ladder Alliance - Employment Services {103166-	05H	LMC	\$9,131.32
	6567734	20-21 CDBG-CV3 The Ladder Alliance - Employment Services {103166-	05H	LMC	\$8,521.20
	6567735	20-21 CDBG-CV3 The Ladder Alliance - Employment Services {103166-	05H	LMC	\$7,513.08
	6590567	20-21 CDBG-CV3 The Ladder Alliance - Employment Services {103166-	05H	LMC	\$7,672.68
	6590568	20-21 CDBG-CV3 The Ladder Alliance - Employment Services {103166-	05H	LMC	\$13,974.63
	6590582	20-21 CDBG-CV3 The Ladder Alliance - Employment Services {103166-	05H	LMC	\$16,135.56
	6603662	20-21 CDBG-CV3 The Ladder Alliance - Employment Services {103166-	05H	LMC	\$18,893.20
	6634293	20-21 CDBG-CV3 The Ladder Alliance - Employment Services {103166-	05H	LMC	\$26,601.78
	6634295	20-21 CDBG-CV3 The Ladder Alliance - Employment Services {103166-	05H	LMC	\$22,736.66
7480	6684616	20-21 CDBG-CV3 The Ladder Alliance - Employment Services {103166-	05H	LMC	\$7,926.67
	6684617	20-21 CDBG-CV3 The Ladder Alliance - Employment Services {103166-	05H	LMC	\$15,314.59
	6684619	20-21 CDBG-CV3 The Ladder Alliance - Employment Services {103166-	05H	LMC	\$10,603.94
	6697952	20-21 CDBG-CV3 The Ladder Alliance - Employment Services {103166-	05H	LMC	\$11,010.62
	6429949	19-20 CDBG-CV Meals On Wheels - Senior Nutrition Program {102718-	05A	LMC	\$48,900.61
	6485430	19-20 CDBG-CV Meals On Wheels - Senior Nutrition Program {102718-	05A	LMC	\$15,023.47
	6485431	19-20 CDBG-CV Meals On Wheels - Senior Nutrition Program {102718-	05A	LMC	\$24,550.86
	6485432	19-20 CDBG-CV Meals On Wheels - Senior Nutrition Program {102718-	05A	LMC	\$11,436.46

		6490438	19-20 CDBG-CV Meals On Wheels - Senior Nutrition Program {102718-	05A	LMC	\$18,239.35
		6511796	19-20 CDBG-CV Meals On Wheels - Senior Nutrition Program {102718-	05A	LMC	\$17,365.42
		6511797	19-20 CDBG-CV Meals On Wheels - Senior Nutrition Program {102718-	05A	LMC	\$37,250.32
		6519525	19-20 CDBG-CV Meals On Wheels - Senior Nutrition Program {102718-	05A	LMC	\$19,006.95
		6519527	19-20 CDBG-CV Meals On Wheels - Senior Nutrition Program {102718-	05A	LMC	\$19,427.31
		6519528	19-20 CDBG-CV Meals On Wheels - Senior Nutrition Program {102718-	05A	LMC	\$24,083.02
		6532311	19-20 CDBG-CV Meals On Wheels - Senior Nutrition Program {102718-	05A	LMC	\$19,066.75
		6532313	19-20 CDBG-CV Meals On Wheels - Senior Nutrition Program {102718-	05A	LMC	\$20,054.97
		6557179	19-20 CDBG-CV Meals On Wheels - Senior Nutrition Program {102718-	05A	LMC	\$20,341.37
		6557187	19-20 CDBG-CV Meals On Wheels - Senior Nutrition Program {102718-	05A	LMC	\$5,253.14
		6819090	19-20 CDBG-CV Meals On Wheels - Senior Nutrition Program {102718-	05A	LMC	\$30,296.55
		6819096	19-20 CDBG-CV Meals On Wheels - Senior Nutrition Program {102718-	05A	LMC	\$40,396.60
		6819099	19-20 CDBG-CV Meals On Wheels - Senior Nutrition Program {102718-	05A	LMC	\$37,275.15
		6819101	19-20 CDBG-CV Meals On Wheels - Senior Nutrition Program {102718-	05A	LMC	\$32,088.33
		6819105	19-20 CDBG-CV Meals On Wheels - Senior Nutrition Program {102718-	05A	LMC	\$40,148.60
		6827336	19-20 CDBG-CV Meals On Wheels - Senior Nutrition Program {102718-	05A	LMC	\$32,522.60
		6858359	19-20 CDBG-CV Meals On Wheels - Senior Nutrition Program {102718-	05A	LMC	\$35,560.60
		6858360	19-20 CDBG-CV Meals On Wheels - Senior Nutrition Program {102718-	05A	LMC	\$31,360.10
		6858363	19-20 CDBG-CV Meals On Wheels - Senior Nutrition Program {102718-	05A	LMC	\$34,238.09
		6871603	19-20 CDBG-CV Meals On Wheels - Senior Nutrition Program {102718-	05A	LMC	\$27,014.02
		6887204	19-20 CDBG-CV Meals On Wheels - Senior Nutrition Program {102718-	05A	LMC	\$19,081.30
		7059949	19-20 CDBG-CV Meals On Wheels - Senior Nutrition Program {102718-	05A	LMC	\$20,475.50
		7080276	19-20 CDBG-CV Meals On Wheels - Senior Nutrition Program {102718-	05A	LMC	\$3,115.50
		7080279	19-20 CDBG-CV Meals On Wheels - Senior Nutrition Program {102718-	05A	LMC	\$8,296.00
		7080282	19-20 CDBG-CV Meals On Wheels - Senior Nutrition Program {102718-	05A	LMC	\$5,208.00
	7856	6907905	19-20 CDBG-CV3 Meals On Wheels - Transportation Program {103166-	05B	LMC	\$33,330.52
		6909411	19-20 CDBG-CV3 Meals On Wheels - Transportation Program {103166-	05B	LMC	\$24,973.26
		6923340	19-20 CDBG-CV3 Meals On Wheels - Transportation Program {103166-	05B	LMC	\$34,046.28
		6923341	19-20 CDBG-CV3 Meals On Wheels - Transportation Program {103166-	05B	LMC	\$28,711.52
		6933931	19-20 CDBG-CV3 Meals On Wheels - Transportation Program {103166-	05B	LMC	\$30,959.02
		6954362	19-20 CDBG-CV3 Meals On Wheels - Transportation Program {103166-	05B	LMC	\$33,268.52
		6964573	19-20 CDBG-CV3 Meals On Wheels - Transportation Program {103166-	05B	LMC	\$26,541.52
		6997532	19-20 CDBG-CV3 Meals On Wheels - Transportation Program {103166-	05B	LMC	\$35,826.02
		6997534	19-20 CDBG-CV3 Meals On Wheels - Transportation Program {103166-	05B	LMC	\$32,697.78
		6997538	19-20 CDBG-CV3 Meals On Wheels - Transportation Program {103166-	05B	LMC	\$27,627.80
		7007628	19-20 CDBG-CV3 Meals On Wheels - Transportation Program {103166-	05B	LMC	\$27,454.78
		7025188	19-20 CDBG-CV3 Meals On Wheels - Transportation Program {103166-	05B	LMC	\$12,907.71
20	7477	6485426	19-20 CDBG-CV Center for Transforming Lives - Emergency Rental	05Q	LMC	\$888.96
		6485427	19-20 CDBG-CV Center for Transforming Lives - Emergency Rental	05Q	LMC	\$3,874.00
		6485428	19-20 CDBG-CV Center for Transforming Lives - Emergency Rental	05Q	LMC	\$3,895.88
		6490435	19-20 CDBG-CV Center for Transforming Lives - Emergency Rental	05Q	LMC	\$57,341.34
		6490436	19-20 CDBG-CV Center for Transforming Lives - Emergency Rental	05Q	LMC	\$29,343.06
		6490437	19-20 CDBG-CV Center for Transforming Lives - Emergency Rental	05Q	LMC	\$32,598.50
		6519529	19-20 CDBG-CV Center for Transforming Lives - Emergency Rental	05Q	LMC	\$18,086.43
		6525582	19-20 CDBG-CV Center for Transforming Lives - Emergency Rental	05Q	LMC	\$3,805.38
		6525587	19-20 CDBG-CV Center for Transforming Lives - Emergency Rental	05Q	LMC	\$3,805.38
		6533384	19-20 CDBG-CV Center for Transforming Lives - Emergency Rental	05Q	LMC	\$3,805.38
		6538334	19-20 CDBG-CV Center for Transforming Lives - Emergency Rental	05Q	LMC	\$15,000.00
		6538336	19-20 CDBG-CV Center for Transforming Lives - Emergency Rental	05Q	LMC	\$15,000.00
		6552386	19-20 CDBG-CV Center for Transforming Lives - Emergency Rental	05Q	LMC	\$12,541.95
		6557065	19-20 CDBG-CV Center for Transforming Lives - Emergency Rental	05Q	LMC	\$31,659.04
		6557070	19-20 CDBG-CV Center for Transforming Lives - Emergency Rental	05Q	LMC	\$44,940.34
		6557071	19-20 CDBG-CV Center for Transforming Lives - Emergency Rental	05Q	LMC	\$26,670.00
		6557073	19-20 CDBG-CV Center for Transforming Lives - Emergency Rental	05Q	LMC	\$12,877.27
		6567930	19-20 CDBG-CV Center for Transforming Lives - Emergency Rental	05Q	LMC	\$17,651.08
		6590546	19-20 CDBG-CV Center for Transforming Lives - Emergency Rental	05Q	LMC	\$7,319.30
		6590549	19-20 CDBG-CV Center for Transforming Lives - Emergency Rental	05Q	LMC	\$9,741.28
		6590551	19-20 CDBG-CV Center for Transforming Lives - Emergency Rental	05Q	LMC	\$20,766.62
		6639478	19-20 CDBG-CV Center for Transforming Lives - Emergency Rental	05Q	LMC	\$40,032.33
		6639479	19-20 CDBG-CV Center for Transforming Lives - Emergency Rental	05Q	LMC	\$34,206.24
		6639480	19-20 CDBG-CV Center for Transforming Lives - Emergency Rental	05Q	LMC	\$20,705.14
		6647252	19-20 CDBG-CV Center for Transforming Lives - Emergency Rental	05Q	LMC	\$17,775.72
		6656436	19-20 CDBG-CV Center for Transforming Lives - Emergency Rental	05Q	LMC	\$20,633.61
		6672820	19-20 CDBG-CV Center for Transforming Lives - Emergency Rental	05Q	LMC	\$33,102.63
		6684572	19-20 CDBG-CV Center for Transforming Lives - Emergency Rental	05Q	LMC	\$43,116.97
		6697940	19-20 CDBG-CV Center for Transforming Lives - Emergency Rental	05Q	LMC	\$69,412.00
		6697943	19-20 CDBG-CV Center for Transforming Lives - Emergency Rental	05Q	LMC	\$78,837.80
		6729761	19-20 CDBG-CV Center for Transforming Lives - Emergency Rental	05Q	LMC	\$65,564.51



	6729764	19-20 CDBG-CV Center for Transforming Lives - Emergency Rental	05Q	LMC	\$113,267.17
	6738130	19-20 CDBG-CV Center for Transforming Lives - Emergency Rental	05Q	LMC	\$69,766.87
	6787434	19-20 CDBG-CV Center for Transforming Lives - Emergency Rental	05Q	LMC	\$18.46
	6787435	19-20 CDBG-CV Center for Transforming Lives - Emergency Rental	05Q	LMC	\$973.18
	6795473	19-20 CDBG-CV Center for Transforming Lives - Emergency Rental	05Q	LMC	\$136.32
	6804019	19-20 CDBG-CV Center for Transforming Lives - Emergency Rental	05Q	LMC	\$23,500.09
	6804082	19-20 CDBG-CV Center for Transforming Lives - Emergency Rental	05Q	LMC	\$2,279.58
	6831681	19-20 CDBG-CV Center for Transforming Lives - Emergency Rental	05Q	LMC	\$716.00
	6831683	19-20 CDBG-CV Center for Transforming Lives - Emergency Rental	05Q	LMC	\$701.77
7479	6477596	19-20 CDBG-CV Housing Channel - Emergency Rental Assistance {102718-	05Q	LMC	\$13,919.09
	6498076	19-20 CDBG-CV Housing Channel - Emergency Rental Assistance {102718-	05Q	LMC	\$33,457.42
	6498077	19-20 CDBG-CV Housing Channel - Emergency Rental Assistance {102718-	05Q	LMC	\$33,725.99
	6639500	19-20 CDBG-CV Housing Channel - Emergency Rental Assistance {102718-	05Q	LMC	\$50,791.58
	6639501	19-20 CDBG-CV Housing Channel - Emergency Rental Assistance {102718-	05Q	LMC	\$62,905.40
	6639502	19-20 CDBG-CV Housing Channel - Emergency Rental Assistance {102718-	05Q	LMC	\$40,817.25
	6639504	19-20 CDBG-CV Housing Channel - Emergency Rental Assistance {102718-	05Q	LMC	\$53,427.53
	6639505	19-20 CDBG-CV Housing Channel - Emergency Rental Assistance {102718-	05Q	LMC	\$22,484.87
	6639507	19-20 CDBG-CV Housing Channel - Emergency Rental Assistance {102718-	05Q	LMC	\$16,115.80
	6656443	19-20 CDBG-CV Housing Channel - Emergency Rental Assistance {102718-	05Q	LMC	\$28,087.07
	6729840	19-20 CDBG-CV Housing Channel - Emergency Rental Assistance {102718-	05Q	LMC	\$81,406.61
7481	6451647	19-20 CDBG-CV Family Pathfinders of Tarrant County - Emergency Rental	05Q	LMC	\$12,080.97
	6457104	19-20 CDBG-CV Family Pathfinders of Tarrant County - Emergency Rental	05Q	LMC	\$12,091.31
	6475560	19-20 CDBG-CV Family Pathfinders of Tarrant County - Emergency Rental	05Q	LMC	\$27,404.00
	6475563	19-20 CDBG-CV Family Pathfinders of Tarrant County - Emergency Rental	05Q	LMC	\$46,807.97
	6490444	19-20 CDBG-CV Family Pathfinders of Tarrant County - Emergency Rental	05Q	LMC	\$28,593.37
	6490445	19-20 CDBG-CV Family Pathfinders of Tarrant County - Emergency Rental	05Q	LMC	\$23,346.97
	6503095	19-20 CDBG-CV Family Pathfinders of Tarrant County - Emergency Rental	05Q	LMC	\$17,049.68
	6504345	19-20 CDBG-CV Family Pathfinders of Tarrant County - Emergency Rental	05Q	LMC	\$29,570.74
	6511790	19-20 CDBG-CV Family Pathfinders of Tarrant County - Emergency Rental	05Q	LMC	\$15,551.43
	6532306	19-20 CDBG-CV Family Pathfinders of Tarrant County - Emergency Rental	05Q	LMC	\$25,396.49
	6544529	19-20 CDBG-CV Family Pathfinders of Tarrant County - Emergency Rental	05Q	LMC	\$39,407.91
	6557067	19-20 CDBG-CV Family Pathfinders of Tarrant County - Emergency Rental	05Q	LMC	\$46,745.85
	6590535	19-20 CDBG-CV Family Pathfinders of Tarrant County - Emergency Rental	05Q	LMC	\$50,953.31
7487	6451656	19-20 CDBG-CV Tarrant County Samaritan Housing - Emergency Rental	05Q	LMC	\$67,199.79
	6451659	19-20 CDBG-CV Tarrant County Samaritan Housing - Emergency Rental	05Q	LMC	\$833.75
	6451661	19-20 CDBG-CV Tarrant County Samaritan Housing - Emergency Rental	05Q	LMC	\$59,083.37
	6451663	19-20 CDBG-CV Tarrant County Samaritan Housing - Emergency Rental	05Q	LMC	\$8,471.71
	6451664	19-20 CDBG-CV Tarrant County Samaritan Housing - Emergency Rental	05Q	LMC	\$1,487.15
	6498078	19-20 CDBG-CV Tarrant County Samaritan Housing - Emergency Rental	05Q	LMC	\$1,391.47
	6498079	19-20 CDBG-CV Tarrant County Samaritan Housing - Emergency Rental	05Q	LMC	\$1,675.13
	6516287	19-20 CDBG-CV Tarrant County Samaritan Housing - Emergency Rental	05Q	LMC	\$2,479.56
	6516288	19-20 CDBG-CV Tarrant County Samaritan Housing - Emergency Rental	05Q	LMC	\$1,057.80
	6516289	19-20 CDBG-CV Tarrant County Samaritan Housing - Emergency Rental	05Q	LMC	\$1,041.33
	6532315	19-20 CDBG-CV Tarrant County Samaritan Housing - Emergency Rental	05Q	LMC	\$1,059.63
	6532317	19-20 CDBG-CV Tarrant County Samaritan Housing - Emergency Rental	05Q	LMC	\$34,056.31
	6552388	19-20 CDBG-CV Tarrant County Samaritan Housing - Emergency Rental	05Q	LMC	\$27,455.70
	6567931	19-20 CDBG-CV Tarrant County Samaritan Housing - Emergency Rental	05Q	LMC	\$34,535.83
	6567932	19-20 CDBG-CV Tarrant County Samaritan Housing - Emergency Rental	05Q	LMC	\$3,073.27
	6593036	19-20 CDBG-CV Tarrant County Samaritan Housing - Emergency Rental	05Q	LMC	\$4,331.91
	6593037	19-20 CDBG-CV Tarrant County Samaritan Housing - Emergency Rental	05Q	LMC	\$912.43
	6593039	19-20 CDBG-CV Tarrant County Samaritan Housing - Emergency Rental	05Q	LMC	\$9,231.16
	6604692	19-20 CDBG-CV Tarrant County Samaritan Housing - Emergency Rental	05Q	LMC	\$912.43
	6639512	19-20 CDBG-CV Tarrant County Samaritan Housing - Emergency Rental	05Q	LMC	\$914.95
	6639513	19-20 CDBG-CV Tarrant County Samaritan Housing - Emergency Rental	05Q	LMC	\$914.14
	6656433	19-20 CDBG-CV Tarrant County Samaritan Housing - Emergency Rental	05Q	LMC	\$915.81
	6672825	19-20 CDBG-CV Tarrant County Samaritan Housing - Emergency Rental	05Q	LMC	\$350.72
	6697949	19-20 CDBG-CV Tarrant County Samaritan Housing - Emergency Rental	05Q	LMC	\$382.44
	6697951	19-20 CDBG-CV Tarrant County Samaritan Housing - Emergency Rental	05Q	LMC	\$2,732.21
7596	6603677	19-20 CDBG-CV3 Tarrant County Samaritan Housing - Emergency Rental	05Z	LMC	\$21,973.49
	6603678	19-20 CDBG-CV3 Tarrant County Samaritan Housing - Emergency Rental	05Z	LMC	\$2,174.95
	6603680	19-20 CDBG-CV3 Tarrant County Samaritan Housing - Emergency Rental	05Z	LMC	\$4,276.84
	6603682	19-20 CDBG-CV3 Tarrant County Samaritan Housing - Emergency Rental	05Z	LMC	\$1,142.41
	6634317	19-20 CDBG-CV3 Tarrant County Samaritan Housing - Emergency Rental	05Z	LMC	\$3,853.27
	6634318	19-20 CDBG-CV3 Tarrant County Samaritan Housing - Emergency Rental	05Z	LMC	\$5,319.77
	6647248	19-20 CDBG-CV3 Tarrant County Samaritan Housing - Emergency Rental	05Z	LMC	\$2,029.01
	6656514	19-20 CDBG-CV3 Tarrant County Samaritan Housing - Emergency Rental	05Z	LMC	\$4,588.40
	6672859	19-20 CDBG-CV3 Tarrant County Samaritan Housing - Emergency Rental	05Z	LMC	\$65,478.13
	6684566	19-20 CDBG-CV3 Tarrant County Samaritan Housing - Emergency Rental	05Z	LMC	\$51,391.31

2020	3	7597	6697768	19-20 CDBG-CV3 Tarrant County Samaritan Housing - Emergency Rental	05Z	LMC	\$37,492.87
			6532325	19-20 CDBG-CV3 -Volunteers of America - Emergency Rental Assistance	05Z	LMC	\$757.11
			6544603	19-20 CDBG-CV3 -Volunteers of America - Emergency Rental Assistance	05Z	LMC	\$248.98
			6567736	19-20 CDBG-CV3 -Volunteers of America - Emergency Rental Assistance	05Z	LMC	\$241.45
			6567929	19-20 CDBG-CV3 -Volunteers of America - Emergency Rental Assistance	05Z	LMC	\$2,353.17
			6590597	19-20 CDBG-CV3 -Volunteers of America - Emergency Rental Assistance	05Z	LMC	\$3,681.01
			6590598	19-20 CDBG-CV3 -Volunteers of America - Emergency Rental Assistance	05Z	LMC	\$8,359.38
			6592825	19-20 CDBG-CV3 -Volunteers of America - Emergency Rental Assistance	05Z	LMC	\$9,588.23
			6603670	19-20 CDBG-CV3 -Volunteers of America - Emergency Rental Assistance	05Z	LMC	\$10,929.34
			6634329	19-20 CDBG-CV3 -Volunteers of America - Emergency Rental Assistance	05Z	LMC	\$14,014.98
			6656499	19-20 CDBG-CV3 -Volunteers of America - Emergency Rental Assistance	05Z	LMC	\$12,264.54
			6656504	19-20 CDBG-CV3 -Volunteers of America - Emergency Rental Assistance	05Z	LMC	\$2,132.52
			6672861	19-20 CDBG-CV3 -Volunteers of America - Emergency Rental Assistance	05Z	LMC	\$303.89
			6672862	19-20 CDBG-CV3 -Volunteers of America - Emergency Rental Assistance	05Z	LMC	\$715.68
			6697776	19-20 CDBG-CV3 -Volunteers of America - Emergency Rental Assistance	05Z	LMC	\$9,333.55
		7581	6520956	20-21 CDBG-CV3 Trinity Habitat for Humanity Healthy Homes for Seniors	14A	LMH	\$58,795.32
			6532320	20-21 CDBG-CV3 Trinity Habitat for Humanity Healthy Homes for Seniors	14A	LMH	\$9,129.28
			6538342	20-21 CDBG-CV3 Trinity Habitat for Humanity Healthy Homes for Seniors	14A	LMH	\$11,796.53
			6556510	20-21 CDBG-CV3 Trinity Habitat for Humanity Healthy Homes for Seniors	14A	LMH	\$29,506.84
			6568455	20-21 CDBG-CV3 Trinity Habitat for Humanity Healthy Homes for Seniors	14A	LMH	\$12,284.96
			6568457	20-21 CDBG-CV3 Trinity Habitat for Humanity Healthy Homes for Seniors	14A	LMH	\$22,408.32
			6590605	20-21 CDBG-CV3 Trinity Habitat for Humanity Healthy Homes for Seniors	14A	LMH	\$47,345.65
			6590606	20-21 CDBG-CV3 Trinity Habitat for Humanity Healthy Homes for Seniors	14A	LMH	\$45,707.74
			6633551	20-21 CDBG-CV3 Trinity Habitat for Humanity Healthy Homes for Seniors	14A	LMH	\$53,257.93
			6633552	20-21 CDBG-CV3 Trinity Habitat for Humanity Healthy Homes for Seniors	14A	LMH	\$39,780.94
			6633553	20-21 CDBG-CV3 Trinity Habitat for Humanity Healthy Homes for Seniors	14A	LMH	\$56,289.11
			6658801	20-21 CDBG-CV3 Trinity Habitat for Humanity Healthy Homes for Seniors	14A	LMH	\$56,677.33
			6672535	20-21 CDBG-CV3 Trinity Habitat for Humanity Healthy Homes for Seniors	14A	LMH	\$47,019.29
			6672536	20-21 CDBG-CV3 Trinity Habitat for Humanity Healthy Homes for Seniors	14A	LMH	\$54,202.23
			6672537	20-21 CDBG-CV3 Trinity Habitat for Humanity Healthy Homes for Seniors	14A	LMH	\$190,488.05
			6686666	20-21 CDBG-CV3 Trinity Habitat for Humanity Healthy Homes for Seniors	14A	LMH	\$88,297.69
			6698166	20-21 CDBG-CV3 Trinity Habitat for Humanity Healthy Homes for Seniors	14A	LMH	\$177,055.29
			6700768	20-21 CDBG-CV3 Trinity Habitat for Humanity Healthy Homes for Seniors	14A	LMH	\$108,031.00
			6725899	20-21 CDBG-CV3 Trinity Habitat for Humanity Healthy Homes for Seniors	14A	LMH	\$122,598.78
2020	7	7474	6733341	20-21 CDBG-CV3 Trinity Habitat for Humanity Healthy Homes for Seniors	14A	LMH	\$185,573.11
			6740315	20-21 CDBG-CV3 Trinity Habitat for Humanity Healthy Homes for Seniors	14A	LMH	\$60,818.45
			6750479	20-21 CDBG-CV3 Trinity Habitat for Humanity Healthy Homes for Seniors	14A	LMH	\$14,194.71
			6764294	20-21 CDBG-CV3 Trinity Habitat for Humanity Healthy Homes for Seniors	14A	LMH	\$33,120.02
			6775967	20-21 CDBG-CV3 Trinity Habitat for Humanity Healthy Homes for Seniors	14A	LMH	\$94,231.17
			6804142	20-21 CDBG-CV3 Trinity Habitat for Humanity Healthy Homes for Seniors	14A	LMH	\$14,375.54
			6804148	20-21 CDBG-CV3 Trinity Habitat for Humanity Healthy Homes for Seniors	14A	LMH	\$128,466.15
			6805536	20-21 CDBG-CV3 Trinity Habitat for Humanity Healthy Homes for Seniors	14A	LMH	\$21,899.00
			6821897	20-21 CDBG-CV3 Trinity Habitat for Humanity Healthy Homes for Seniors	14A	LMH	\$41,419.86
			6860727	20-21 CDBG-CV3 Trinity Habitat for Humanity Healthy Homes for Seniors	14A	LMH	\$30,716.52
			6860728	20-21 CDBG-CV3 Trinity Habitat for Humanity Healthy Homes for Seniors	14A	LMH	\$68,302.96
			6860730	20-21 CDBG-CV3 Trinity Habitat for Humanity Healthy Homes for Seniors	14A	LMH	\$22,217.50
			6865430	20-21 CDBG-CV3 Trinity Habitat for Humanity Healthy Homes for Seniors	14A	LMH	\$23,109.50
			6880793	20-21 CDBG-CV3 Trinity Habitat for Humanity Healthy Homes for Seniors	14A	LMH	\$18,669.00
			6918940	20-21 CDBG-CV3 Trinity Habitat for Humanity Healthy Homes for Seniors	14A	LMH	\$11,229.03
			6490446	19-20 CDBG-CV The Salvation Army - Emergency Rental Assistance	05Q	LMC	\$11,637.00
			6490447	19-20 CDBG-CV The Salvation Army - Emergency Rental Assistance	05Q	LMC	\$3,036.00
			6490448	19-20 CDBG-CV The Salvation Army - Emergency Rental Assistance	05Q	LMC	\$14,086.43
			6503096	19-20 CDBG-CV The Salvation Army - Emergency Rental Assistance	05Q	LMC	\$12,775.00
			6503097	19-20 CDBG-CV The Salvation Army - Emergency Rental Assistance	05Q	LMC	\$45,336.92
2020	8	7582	6511791	19-20 CDBG-CV The Salvation Army - Emergency Rental Assistance	05Q	LMC	\$19,723.00
			6544540	19-20 CDBG-CV The Salvation Army - Emergency Rental Assistance	05Q	LMC	\$13,075.15
			6557224	19-20 CDBG-CV The Salvation Army - Emergency Rental Assistance	05Q	LMC	\$2,675.34
			6590537	19-20 CDBG-CV The Salvation Army - Emergency Rental Assistance	05Q	LMC	\$10,419.18
			6639481	19-20 CDBG-CV The Salvation Army - Emergency Rental Assistance	05Q	LMC	\$12,406.69
			6639484	19-20 CDBG-CV The Salvation Army - Emergency Rental Assistance	05Q	LMC	\$7,061.90
			6639485	19-20 CDBG-CV The Salvation Army - Emergency Rental Assistance	05Q	LMC	\$18,181.12
			6639486	19-20 CDBG-CV The Salvation Army - Emergency Rental Assistance	05Q	LMC	\$18,236.08
			6656439	19-20 CDBG-CV The Salvation Army - Emergency Rental Assistance	05Q	LMC	\$23,170.15
			6672822	19-20 CDBG-CV The Salvation Army - Emergency Rental Assistance	05Q	LMC	\$55,744.85
			6697944	19-20 CDBG-CV The Salvation Army - Emergency Rental Assistance	05Q	LMC	\$21,525.51
			6697945	19-20 CDBG-CV The Salvation Army - Emergency Rental Assistance	05Q	LMC	\$10,824.00
			6697947	19-20 CDBG-CV The Salvation Army - Emergency Rental Assistance	05Q	LMC	\$16,585.68
			6520959	20-21 CDBG-CV3 AB Christian Learning Center {103166-991925}	05L	LMC	\$5,961.68

		6520961	20-21 CDBG-CV3 AB Christian Learning Center {103166-991925}	05L	LMC	\$12,011.28
		6520964	20-21 CDBG-CV3 AB Christian Learning Center {103166-991925}	05L	LMC	\$6,248.34
		6520967	20-21 CDBG-CV3 AB Christian Learning Center {103166-991925}	05L	LMC	\$10,083.11
		6532322	20-21 CDBG-CV3 AB Christian Learning Center {103166-991925}	05L	LMC	\$15,514.60
		6533389	20-21 CDBG-CV3 AB Christian Learning Center {103166-991925}	05L	LMC	\$8,582.88
		6544591	20-21 CDBG-CV3 AB Christian Learning Center {103166-991925}	05L	LMC	\$5,000.00
		6590583	20-21 CDBG-CV3 AB Christian Learning Center {103166-991925}	05L	LMC	\$20,783.56
		6656712	20-21 CDBG-CV3 AB Christian Learning Center {103166-991925}	05L	LMC	\$7,742.86
		6656714	20-21 CDBG-CV3 AB Christian Learning Center {103166-991925}	05L	LMC	\$5,407.25
		6672830	20-21 CDBG-CV3 AB Christian Learning Center {103166-991925}	05L	LMC	\$5,132.47
		6684620	20-21 CDBG-CV3 AB Christian Learning Center {103166-991925}	05L	LMC	\$10,139.25
		6697787	20-21 CDBG-CV3 AB Christian Learning Center {103166-991925}	05L	LMC	\$1,528.89
7583		6532321	20-21 CDBG-CV3 Boys & Girls Clubs of Greater Tarrant County {103166-991925}	05D	LMC	\$25,412.35
		6538339	20-21 CDBG-CV3 Boys & Girls Clubs of Greater Tarrant County {103166-991925}	05D	LMC	\$5,445.09
		6557377	20-21 CDBG-CV3 Boys & Girls Clubs of Greater Tarrant County {103166-991925}	05D	LMC	\$7,617.39
		6557378	20-21 CDBG-CV3 Boys & Girls Clubs of Greater Tarrant County {103166-991925}	05D	LMC	\$13,096.91
		6567927	20-21 CDBG-CV3 Boys & Girls Clubs of Greater Tarrant County {103166-991925}	05D	LMC	\$6,955.41
		6590586	20-21 CDBG-CV3 Boys & Girls Clubs of Greater Tarrant County {103166-991925}	05D	LMC	\$15,626.94
		6590587	20-21 CDBG-CV3 Boys & Girls Clubs of Greater Tarrant County {103166-991925}	05D	LMC	\$12,566.26
		6592820	20-21 CDBG-CV3 Boys & Girls Clubs of Greater Tarrant County {103166-991925}	05D	LMC	\$7,038.15
		6603667	20-21 CDBG-CV3 Boys & Girls Clubs of Greater Tarrant County {103166-991925}	05D	LMC	\$4,104.17
		6634305	20-21 CDBG-CV3 Boys & Girls Clubs of Greater Tarrant County {103166-991925}	05D	LMC	\$5,240.67
		6634306	20-21 CDBG-CV3 Boys & Girls Clubs of Greater Tarrant County {103166-991925}	05D	LMC	\$5,225.26
		6639529	20-21 CDBG-CV3 Boys & Girls Clubs of Greater Tarrant County {103166-991925}	05D	LMC	\$5,861.90
		6656517	20-21 CDBG-CV3 Boys & Girls Clubs of Greater Tarrant County {103166-991925}	05D	LMC	\$6,633.72
		6672810	20-21 CDBG-CV3 Boys & Girls Clubs of Greater Tarrant County {103166-991925}	05D	LMC	\$10,821.17
		6684622	20-21 CDBG-CV3 Boys & Girls Clubs of Greater Tarrant County {103166-991925}	05D	LMC	\$12,354.10
		6697771	20-21 CDBG-CV3 Boys & Girls Clubs of Greater Tarrant County {103166-991925}	05D	LMC	\$13,631.69
7588		6697953	20-21 CDBG-CV3 Boys & Girls Clubs of Greater Tarrant County {103166-991925}	05D	LMC	\$72,857.46
		6532318	20-21 CDBG-CV3 United Community Centers {103166-991930}	05L	LMC	\$10,540.50
		6532319	20-21 CDBG-CV3 United Community Centers {103166-991930}	05L	LMC	\$7,912.50
		6533391	20-21 CDBG-CV3 United Community Centers {103166-991930}	05L	LMC	\$11,241.00
		6544595	20-21 CDBG-CV3 United Community Centers {103166-991930}	05L	LMC	\$18,613.00
		6552537	20-21 CDBG-CV3 United Community Centers {103166-991930}	05L	LMC	\$12,861.25
		6567725	20-21 CDBG-CV3 United Community Centers {103166-991930}	05L	LMC	\$20,847.75
		6600433	20-21 CDBG-CV3 United Community Centers {103166-991930}	05L	LMC	\$8,762.75
		6600453	20-21 CDBG-CV3 United Community Centers {103166-991930}	05L	LMC	\$9,287.25
		6600463	20-21 CDBG-CV3 United Community Centers {103166-991930}	05L	LMC	\$8,964.50
		6600482	20-21 CDBG-CV3 United Community Centers {103166-991930}	05L	LMC	\$13,867.50
		6634302	20-21 CDBG-CV3 United Community Centers {103166-991930}	05L	LMC	\$10,093.00
		6634303	20-21 CDBG-CV3 United Community Centers {103166-991930}	05L	LMC	\$27,320.15
		6647251	20-21 CDBG-CV3 United Community Centers {103166-991930}	05L	LMC	\$39,364.75
		6672838	20-21 CDBG-CV3 United Community Centers {103166-991930}	05L	LMC	\$324.10
9	7584	6520953	20-21 CDBG-CV3 Camp Fire First Texas {103166-991935}	05D	LMC	\$2,115.43
		6532323	20-21 CDBG-CV3 Camp Fire First Texas {103166-991935}	05D	LMC	\$3,161.39
		6532324	20-21 CDBG-CV3 Camp Fire First Texas {103166-991935}	05D	LMC	\$6,483.98
		6557380	20-21 CDBG-CV3 Camp Fire First Texas {103166-991935}	05D	LMC	\$4,621.77
		6590588	20-21 CDBG-CV3 Camp Fire First Texas {103166-991935}	05D	LMC	\$17,003.79
		6590591	20-21 CDBG-CV3 Camp Fire First Texas {103166-991935}	05D	LMC	\$4,045.27
		6639532	20-21 CDBG-CV3 Camp Fire First Texas {103166-991935}	05D	LMC	\$873.50
		6639535	20-21 CDBG-CV3 Camp Fire First Texas {103166-991935}	05D	LMC	\$293.75
		6639537	20-21 CDBG-CV3 Camp Fire First Texas {103166-991935}	05D	LMC	\$1,521.26
		6684551	20-21 CDBG-CV3 Camp Fire First Texas {103166-991935}	05D	LMC	\$3,274.75
		6684561	20-21 CDBG-CV3 Camp Fire First Texas {103166-991935}	05D	LMC	\$1,044.39
		6684627	20-21 CDBG-CV3 Camp Fire First Texas {103166-991935}	05D	LMC	\$2,634.75
		6684628	20-21 CDBG-CV3 Camp Fire First Texas {103166-991935}	05D	LMC	\$5,989.00
		6697954	20-21 CDBG-CV3 Camp Fire First Texas {103166-991935}	05D	LMC	\$2,798.96
		6697955	20-21 CDBG-CV3 Camp Fire First Texas {103166-991935}	05D	LMC	\$5,935.21
		6719385	20-21 CDBG-CV3 Camp Fire First Texas {103166-991935}	05D	LMC	\$5,825.52
7585		6592827	20-21 CDBG-CV3 Clayton Youth Enrichment {103166-991927}	05D	LMC	\$116,420.17
		6600464	20-21 CDBG-CV3 Clayton Youth Enrichment {103166-991927}	05D	LMC	\$11,720.93
		6600468	20-21 CDBG-CV3 Clayton Youth Enrichment {103166-991927}	05D	LMC	\$13,489.10
		6600471	20-21 CDBG-CV3 Clayton Youth Enrichment {103166-991927}	05D	LMC	\$10,287.63
		6600473	20-21 CDBG-CV3 Clayton Youth Enrichment {103166-991927}	05D	LMC	\$5,792.71
		6603664	20-21 CDBG-CV3 Clayton Youth Enrichment {103166-991927}	05D	LMC	\$7,947.46
		6634298	20-21 CDBG-CV3 Clayton Youth Enrichment {103166-991927}	05D	LMC	\$10,991.29
		6634300	20-21 CDBG-CV3 Clayton Youth Enrichment {103166-991927}	05D	LMC	\$19,451.87
		6639525	20-21 CDBG-CV3 Clayton Youth Enrichment {103166-991927}	05D	LMC	\$12,961.12

7586	6672832	20-21 CDBG-CV3 Clayton Youth Enrichment {103166-991927}	05D	LMC	\$16,185.89
	6697756	20-21 CDBG-CV3 Clayton Youth Enrichment {103166-991927}	05D	LMC	\$46,961.01
	6697758	20-21 CDBG-CV3 Clayton Youth Enrichment {103166-991927}	05D	LMC	\$17,218.27
	6697760	20-21 CDBG-CV3 Clayton Youth Enrichment {103166-991927}	05D	LMC	\$6,555.66
	6520954	20-21 CDBG-CV3 Fort Worth SPARC {103166-991988}	05D	LMC	\$59,593.33
	6544601	20-21 CDBG-CV3 Fort Worth SPARC {103166-991988}	05D	LMC	\$19,392.15
	6634314	20-21 CDBG-CV3 Fort Worth SPARC {103166-991988}	05D	LMC	\$11,774.09
	6634315	20-21 CDBG-CV3 Fort Worth SPARC {103166-991988}	05D	LMC	\$19,312.00
	6639540	20-21 CDBG-CV3 Fort Worth SPARC {103166-991988}	05D	LMC	\$21,386.23
	6673435	20-21 CDBG-CV3 Fort Worth SPARC {103166-991988}	05D	LMC	\$2,350.00
7587	6686673	20-21 CDBG-CV3 Fort Worth SPARC {103166-991988}	05D	LMC	\$29,560.00
	6520952	20-21 CDBG-CV3 Girls Inc {103166-991936}	05D	LMC	\$11,207.04
	6544596	20-21 CDBG-CV3 Girls Inc {103166-991936}	05D	LMC	\$27,763.32
	6552549	20-21 CDBG-CV3 Girls Inc {103166-991936}	05D	LMC	\$18,702.37
	6552551	20-21 CDBG-CV3 Girls Inc {103166-991936}	05D	LMC	\$15,769.01
	6570249	20-21 CDBG-CV3 Girls Inc {103166-991936}	05D	LMC	\$11,885.78
	6570252	20-21 CDBG-CV3 Girls Inc {103166-991936}	05D	LMC	\$13,289.24
	6590594	20-21 CDBG-CV3 Girls Inc {103166-991936}	05D	LMC	\$21,369.34
	6590595	20-21 CDBG-CV3 Girls Inc {103166-991936}	05D	LMC	\$22,269.01
	6592821	20-21 CDBG-CV3 Girls Inc {103166-991936}	05D	LMC	\$21,248.52
7589	6603668	20-21 CDBG-CV3 Girls Inc {103166-991936}	05D	LMC	\$21,544.90
	6634307	20-21 CDBG-CV3 Girls Inc {103166-991936}	05D	LMC	\$22,530.28
	6634310	20-21 CDBG-CV3 Girls Inc {103166-991936}	05D	LMC	\$22,145.76
	6672843	20-21 CDBG-CV3 Girls Inc {103166-991936}	05D	LMC	\$21,767.34
	6672846	20-21 CDBG-CV3 Girls Inc {103166-991936}	05D	LMC	\$23,512.81
	6672855	20-21 CDBG-CV3 Girls Inc {103166-991936}	05D	LMC	\$20,171.70
	6684554	20-21 CDBG-CV3 Girls Inc {103166-991936}	05D	LMC	\$763.38
	6590585	20-21 CDBG-CV3 YMCA {103166-991928}	05D	LMC	\$19,612.39
	6590599	20-21 CDBG-CV3 AVANCE {103166-9919W1}	05D	LMC	\$6,339.58
	6592808	20-21 CDBG-CV3 AVANCE {103166-9919W1}	05D	LMC	\$5,795.72
7590	6592810	20-21 CDBG-CV3 AVANCE {103166-9919W1}	05D	LMC	\$6,007.68
	6600423	20-21 CDBG-CV3 AVANCE {103166-9919W1}	05D	LMC	\$3,967.48
	6600487	20-21 CDBG-CV3 AVANCE {103166-9919W1}	05D	LMC	\$5,117.58
	6634330	20-21 CDBG-CV3 AVANCE {103166-9919W1}	05D	LMC	\$3,348.42
	6634331	20-21 CDBG-CV3 AVANCE {103166-9919W1}	05D	LMC	\$4,332.66
	6639544	20-21 CDBG-CV3 AVANCE {103166-9919W1}	05D	LMC	\$3,856.32
	6656508	20-21 CDBG-CV3 AVANCE {103166-9919W1}	05D	LMC	\$3,549.00
	6673478	20-21 CDBG-CV3 AVANCE {103166-9919W1}	05D	LMC	\$3,157.00
	6520950	20-21 CDBG-CV3 Fortress {103166-9919W2}	05D	LMC	\$10,066.63
	6544606	20-21 CDBG-CV3 Fortress {103166-9919W2}	05D	LMC	\$1,999.98
7591	6557382	20-21 CDBG-CV3 Fortress {103166-9919W2}	05D	LMC	\$4,172.00
	6557388	20-21 CDBG-CV3 Fortress {103166-9919W2}	05D	LMC	\$7,675.25
	6567925	20-21 CDBG-CV3 Fortress {103166-9919W2}	05D	LMC	\$2,100.00
	6590601	20-21 CDBG-CV3 Fortress {103166-9919W2}	05D	LMC	\$4,506.08
	6590602	20-21 CDBG-CV3 Fortress {103166-9919W2}	05D	LMC	\$2,100.00
	6592836	20-21 CDBG-CV3 Fortress {103166-9919W2}	05D	LMC	\$2,240.00
	6603673	20-21 CDBG-CV3 Fortress {103166-9919W2}	05D	LMC	\$2,240.00
	6634332	20-21 CDBG-CV3 Fortress {103166-9919W2}	05D	LMC	\$2,240.00
	6634334	20-21 CDBG-CV3 Fortress {103166-9919W2}	05D	LMC	\$2,240.00
	6639546	20-21 CDBG-CV3 Fortress {103166-9919W2}	05D	LMC	\$2,240.00
7592	6656507	20-21 CDBG-CV3 Fortress {103166-9919W2}	05D	LMC	\$1,180.06
	6532326	20-21 CDBG-CV3 Literacy United{103166-9919W4}	05D	LMC	\$19,516.01
	6533388	20-21 CDBG-CV3 Literacy United{103166-9919W4}	05D	LMC	\$3,642.66
	6544607	20-21 CDBG-CV3 Literacy United{103166-9919W4}	05D	LMC	\$3,899.49
	6552546	20-21 CDBG-CV3 Literacy United{103166-9919W4}	05D	LMC	\$3,849.44
	6590603	20-21 CDBG-CV3 Literacy United{103166-9919W4}	05D	LMC	\$3,625.98
	6590604	20-21 CDBG-CV3 Literacy United{103166-9919W4}	05D	LMC	\$3,737.87
	6600411	20-21 CDBG-CV3 Literacy United{103166-9919W4}	05D	LMC	\$3,330.75
	6600420	20-21 CDBG-CV3 Literacy United{103166-9919W4}	05D	LMC	\$3,357.84
	6533387	20-21 CDBG-CV3 Rivertree Academy {103166-9919W5}	05D	LMC	\$10,709.76
7593	6552544	20-21 CDBG-CV3 Rivertree Academy {103166-9919W5}	05D	LMC	\$405.81
	6592813	20-21 CDBG-CV3 Rivertree Academy {103166-9919W5}	05D	LMC	\$2,505.00
	6592815	20-21 CDBG-CV3 Rivertree Academy {103166-9919W5}	05D	LMC	\$1,852.50
	6592818	20-21 CDBG-CV3 Rivertree Academy {103166-9919W5}	05D	LMC	\$3,296.50
	6603674	20-21 CDBG-CV3 Rivertree Academy {103166-9919W5}	05D	LMC	\$2,430.00
	6603675	20-21 CDBG-CV3 Rivertree Academy {103166-9919W5}	05D	LMC	\$2,070.00
	6634335	20-21 CDBG-CV3 Rivertree Academy {103166-9919W5}	05D	LMC	\$2,753.10
	6684567	20-21 CDBG-CV3 Rivertree Academy {103166-9919W5}	05D	LMC	\$1,357.50

10	7951	7059925	20-21 Guardianship Services CDBG-CV {102718-9919D1}	05A	LMC	\$7,388.63	
		7059937	20-21 Guardianship Services CDBG-CV {102718-9919D1}	05A	LMC	\$5,772.13	
		7059940	20-21 Guardianship Services CDBG-CV {102718-9919D1}	05A	LMC	\$6,362.75	
		7059942	20-21 Guardianship Services CDBG-CV {102718-9919D1}	05A	LMC	\$5,954.80	
		7059945	20-21 Guardianship Services CDBG-CV {102718-9919D1}	05A	LMC	\$6,939.83	
		7066635	20-21 Guardianship Services CDBG-CV {102718-9919D1}	05A	LMC	\$6,513.53	
		7080284	20-21 Guardianship Services CDBG-CV {102718-9919D1}	05A	LMC	\$6,706.00	
		7080291	20-21 Guardianship Services CDBG-CV {102718-9919D1}	05A	LMC	\$9,555.99	
12	7952	7060023	20-21 Guardianship Services CDBG-CV3 {103166-9919D1}	05A	LMC	\$5,734.34	
	7709	6741896	20-21 The Salvation Army- Red Shield Emergency Shelter {102718-9919F2}	05Z	LMC	\$8,415.37	
		6741902	20-21 The Salvation Army- Red Shield Emergency Shelter {102718-9919F2}	05Z	LMC	\$8,498.87	
		6745535	20-21 The Salvation Army- Red Shield Emergency Shelter {102718-9919F2}	05Z	LMC	\$8,671.45	
		6745536	20-21 The Salvation Army- Red Shield Emergency Shelter {102718-9919F2}	05Z	LMC	\$8,706.14	
		6745537	20-21 The Salvation Army- Red Shield Emergency Shelter {102718-9919F2}	05Z	LMC	\$9,150.11	
		6762208	20-21 The Salvation Army- Red Shield Emergency Shelter {102718-9919F2}	05Z	LMC	\$11,815.38	
		6775966	20-21 The Salvation Army- Red Shield Emergency Shelter {102718-9919F2}	05Z	LMC	\$8,180.51	
		6787433	20-21 The Salvation Army- Red Shield Emergency Shelter {102718-9919F2}	05Z	LMC	\$7,682.36	
		6802233	20-21 The Salvation Army- Red Shield Emergency Shelter {102718-9919F2}	05Z	LMC	\$207.81	
		6811820	20-21 The Salvation Army- Red Shield Emergency Shelter {102718-9919F2}	05Z	LMC	\$3,672.00	
		7843	6851968	20-21 Presbyterian Night Shelter of Tarrant County - Moving Home Program	05H	LMC	\$29,722.70
			6858366	20-21 Presbyterian Night Shelter of Tarrant County - Moving Home Program	05H	LMC	\$19,854.17
			6863878	20-21 Presbyterian Night Shelter of Tarrant County - Moving Home Program	05H	LMC	\$29,475.98
			6871609	20-21 Presbyterian Night Shelter of Tarrant County - Moving Home Program	05H	LMC	\$18,419.01
			6894244	20-21 Presbyterian Night Shelter of Tarrant County - Moving Home Program	05H	LMC	\$12,086.32
			6907901	20-21 Presbyterian Night Shelter of Tarrant County - Moving Home Program	05H	LMC	\$12,057.65
	6907903		20-21 Presbyterian Night Shelter of Tarrant County - Moving Home Program	05H	LMC	\$10,272.55	
	6923338		20-21 Presbyterian Night Shelter of Tarrant County - Moving Home Program	05H	LMC	\$23,434.00	
	6933929		20-21 Presbyterian Night Shelter of Tarrant County - Moving Home Program	05H	LMC	\$12,420.77	
	6938745		20-21 Presbyterian Night Shelter of Tarrant County - Moving Home Program	05H	LMC	\$21,222.60	
	6954363	20-21 Presbyterian Night Shelter of Tarrant County - Moving Home Program	05H	LMC	\$16,374.87		
	6964572	20-21 Presbyterian Night Shelter of Tarrant County - Moving Home Program	05H	LMC	\$13,901.16		
	6997527	20-21 Presbyterian Night Shelter of Tarrant County - Moving Home Program	05H	LMC	\$21,874.75		
	6997529	20-21 Presbyterian Night Shelter of Tarrant County - Moving Home Program	05H	LMC	\$14,449.16		
	6998135	20-21 Presbyterian Night Shelter of Tarrant County - Moving Home Program	05H	LMC	\$15,989.80		
	7007728	20-21 Presbyterian Night Shelter of Tarrant County - Moving Home Program	05H	LMC	\$17,618.84		
	7060000	20-21 Presbyterian Night Shelter of Tarrant County - Moving Home Program	05H	LMC	\$19,967.42		
	7060010	20-21 Presbyterian Night Shelter of Tarrant County - Moving Home Program	05H	LMC	\$20,749.25		
	7060013	20-21 Presbyterian Night Shelter of Tarrant County - Moving Home Program	05H	LMC	\$27,534.38		
	7080068	20-21 Presbyterian Night Shelter of Tarrant County - Moving Home Program	05H	LMC	\$18,714.25		
	7080069	20-21 Presbyterian Night Shelter of Tarrant County - Moving Home Program	05H	LMC	\$17,062.99		
7080071	20-21 Presbyterian Night Shelter of Tarrant County - Moving Home Program	05H	LMC	\$19,018.60			
7080898	20-21 Presbyterian Night Shelter of Tarrant County - Moving Home Program	05H	LMC	\$18,873.66			
\$8,755,758.55							

**LINE 16 DETAIL: ACTIVITIES INCLUDED IN THE COMPUTATION OF LINE 16**

Plan Year	IDIS Project	IDIS Activity	voucher Number	Activity Name	matrix Code	National Objective	Drawn Amount
2019	6	7779	6862616	19-20 Tarrant Area Food Bank Grocery Delivery Program {103166-9919D9}	05Z	LMC	\$3,999.66
			6862617	19-20 Tarrant Area Food Bank Grocery Delivery Program {103166-9919D9}	05Z	LMC	\$4,787.21
			6871870	19-20 Tarrant Area Food Bank Grocery Delivery Program {103166-9919D9}	05Z	LMC	\$4,423.40
			6884337	19-20 Tarrant Area Food Bank Grocery Delivery Program {103166-9919D9}	05Z	LMC	\$4,422.16
			6908247	19-20 Tarrant Area Food Bank Grocery Delivery Program {103166-9919D9}	05Z	LMC	\$4,412.03
		7834	6832928	19-20 Tarrant Area Food Bank RED Bus Program {102718-9919D9}	05W	LMA	\$14,806.02
			6858467	19-20 Tarrant Area Food Bank RED Bus Program {102718-9919D9}	05W	LMA	\$13,490.10
			6858470	19-20 Tarrant Area Food Bank RED Bus Program {102718-9919D9}	05W	LMA	\$7,508.70
			6871605	19-20 Tarrant Area Food Bank RED Bus Program {102718-9919D9}	05W	LMA	\$4,704.01
			6887206	19-20 Tarrant Area Food Bank RED Bus Program {102718-9919D9}	05W	LMA	\$8,627.24
			6890966	19-20 Tarrant Area Food Bank RED Bus Program {102718-9919D9}	05W	LMA	\$6,889.67
			6907835	19-20 Tarrant Area Food Bank RED Bus Program {102718-9919D9}	05W	LMA	\$18,440.78
			6923343	19-20 Tarrant Area Food Bank RED Bus Program {102718-9919D9}	05W	LMA	\$12,297.61
			6926458	19-20 Tarrant Area Food Bank RED Bus Program {102718-9919D9}	05W	LMA	\$11,868.48
			6926460	19-20 Tarrant Area Food Bank RED Bus Program {102718-9919D9}	05W	LMA	\$7,128.39
18	7478		6941867	19-20 Tarrant Area Food Bank RED Bus Program {102718-9919D9}	05W	LMA	\$6,608.82
			6490434	19-20 CDBG-CV Center for Transforming Lives - Micro-Enterprise {102718-9919D9}	05H	LMC	\$217.01
			6498080	19-20 CDBG-CV Center for Transforming Lives - Micro-Enterprise {102718-9919D9}	05H	LMC	\$40.71
			6498081	19-20 CDBG-CV Center for Transforming Lives - Micro-Enterprise {102718-9919D9}	05H	LMC	\$28.17
			6508340	19-20 CDBG-CV Center for Transforming Lives - Micro-Enterprise {102718-9919D9}	05H	LMC	\$176.70
			6525579	19-20 CDBG-CV Center for Transforming Lives - Micro-Enterprise {102718-9919D9}	05H	LMC	\$3,834.09

	6557166	19-20 CDBG-CV Center for Transforming Lives - Micro-Enterprise {102718-	05H	LMC	\$3,102.55
	6557167	19-20 CDBG-CV Center for Transforming Lives - Micro-Enterprise {102718-	05H	LMC	\$694.04
	6557169	19-20 CDBG-CV Center for Transforming Lives - Micro-Enterprise {102718-	05H	LMC	\$376.91
	6557171	19-20 CDBG-CV Center for Transforming Lives - Micro-Enterprise {102718-	05H	LMC	\$305.96
	6557173	19-20 CDBG-CV Center for Transforming Lives - Micro-Enterprise {102718-	05H	LMC	\$265.95
	6567938	19-20 CDBG-CV Center for Transforming Lives - Micro-Enterprise {102718-	05H	LMC	\$29,601.44
	6567939	19-20 CDBG-CV Center for Transforming Lives - Micro-Enterprise {102718-	05H	LMC	\$3,863.13
	6590538	19-20 CDBG-CV Center for Transforming Lives - Micro-Enterprise {102718-	05H	LMC	\$2,471.93
	6590540	19-20 CDBG-CV Center for Transforming Lives - Micro-Enterprise {102718-	05H	LMC	\$4,229.69
	6590543	19-20 CDBG-CV Center for Transforming Lives - Micro-Enterprise {102718-	05H	LMC	\$114.74
	6604696	19-20 CDBG-CV Center for Transforming Lives - Micro-Enterprise {102718-	05H	LMC	\$4,169.52
	6639496	19-20 CDBG-CV Center for Transforming Lives - Micro-Enterprise {102718-	05H	LMC	\$8,663.41
	6639498	19-20 CDBG-CV Center for Transforming Lives - Micro-Enterprise {102718-	05H	LMC	\$7,824.36
	6647253	19-20 CDBG-CV Center for Transforming Lives - Micro-Enterprise {102718-	05H	LMC	\$2,372.89
	6656429	19-20 CDBG-CV Center for Transforming Lives - Micro-Enterprise {102718-	05H	LMC	\$3,736.22
	6656431	19-20 CDBG-CV Center for Transforming Lives - Micro-Enterprise {102718-	05H	LMC	\$14,375.01
	6672828	19-20 CDBG-CV Center for Transforming Lives - Micro-Enterprise {102718-	05H	LMC	\$2,286.71
	6684569	19-20 CDBG-CV Center for Transforming Lives - Micro-Enterprise {102718-	05H	LMC	\$3,263.22
	6753700	19-20 CDBG-CV Center for Transforming Lives - Micro-Enterprise {102718-	05H	LMC	\$3,173.71
	6753701	19-20 CDBG-CV Center for Transforming Lives - Micro-Enterprise {102718-	05H	LMC	\$4,908.28
	6753703	19-20 CDBG-CV Center for Transforming Lives - Micro-Enterprise {102718-	05H	LMC	\$3,109.74
	6753705	19-20 CDBG-CV Center for Transforming Lives - Micro-Enterprise {102718-	05H	LMC	\$3,012.43
	6753706	19-20 CDBG-CV Center for Transforming Lives - Micro-Enterprise {102718-	05H	LMC	\$1,911.65
	6795476	19-20 CDBG-CV Center for Transforming Lives - Micro-Enterprise {102718-	05H	LMC	\$3,794.39
	6795480	19-20 CDBG-CV Center for Transforming Lives - Micro-Enterprise {102718-	05H	LMC	\$2,842.52
	6795482	19-20 CDBG-CV Center for Transforming Lives - Micro-Enterprise {102718-	05H	LMC	\$2,986.92
	6863870	19-20 CDBG-CV Center for Transforming Lives - Micro-Enterprise {102718-	05H	LMC	\$4,314.40
	6863874	19-20 CDBG-CV Center for Transforming Lives - Micro-Enterprise {102718-	05H	LMC	\$6,342.47
	6863875	19-20 CDBG-CV Center for Transforming Lives - Micro-Enterprise {102718-	05H	LMC	\$2,165.75
	6907837	19-20 CDBG-CV Center for Transforming Lives - Micro-Enterprise {102718-	05H	LMC	\$4,791.09
	6907840	19-20 CDBG-CV Center for Transforming Lives - Micro-Enterprise {102718-	05H	LMC	\$7,469.25
	6907841	19-20 CDBG-CV Center for Transforming Lives - Micro-Enterprise {102718-	05H	LMC	\$5,784.65
	6908256	19-20 CDBG-CV Center for Transforming Lives - Micro-Enterprise {102718-	05H	LMC	\$5,463.69
	6923344	19-20 CDBG-CV Center for Transforming Lives - Micro-Enterprise {102718-	05H	LMC	\$7,751.02
	6930140	19-20 CDBG-CV Center for Transforming Lives - Micro-Enterprise {102718-	05H	LMC	\$4,734.73
	6964575	19-20 CDBG-CV Center for Transforming Lives - Micro-Enterprise {102718-	05H	LMC	\$5,693.61
	6964576	19-20 CDBG-CV Center for Transforming Lives - Micro-Enterprise {102718-	05H	LMC	\$3,731.42
	6964577	19-20 CDBG-CV Center for Transforming Lives - Micro-Enterprise {102718-	05H	LMC	\$4,617.61
	6997521	19-20 CDBG-CV Center for Transforming Lives - Micro-Enterprise {102718-	05H	LMC	\$6,053.73
	6997522	19-20 CDBG-CV Center for Transforming Lives - Micro-Enterprise {102718-	05H	LMC	\$6,563.96
	7007711	19-20 CDBG-CV Center for Transforming Lives - Micro-Enterprise {102718-	05H	LMC	\$4,314.37
	7007719	19-20 CDBG-CV Center for Transforming Lives - Micro-Enterprise {102718-	05H	LMC	\$5,391.57
	7025186	19-20 CDBG-CV Center for Transforming Lives - Micro-Enterprise {102718-	05H	LMC	\$4,292.35
	7043067	19-20 CDBG-CV Center for Transforming Lives - Micro-Enterprise {102718-	05H	LMC	\$10,515.26
7482	6490439	19-20 CDBG-CV Presbyterian Night Shelter - Clean Slate Employment	05H	LMC	\$6,889.12
	6490440	19-20 CDBG-CV Presbyterian Night Shelter - Clean Slate Employment	05H	LMC	\$18,802.80
	6498082	19-20 CDBG-CV Presbyterian Night Shelter - Clean Slate Employment	05H	LMC	\$8,352.52
	6498083	19-20 CDBG-CV Presbyterian Night Shelter - Clean Slate Employment	05H	LMC	\$11,858.61
	6498084	19-20 CDBG-CV Presbyterian Night Shelter - Clean Slate Employment	05H	LMC	\$7,128.82
	6498085	19-20 CDBG-CV Presbyterian Night Shelter - Clean Slate Employment	05H	LMC	\$7,126.92
	6498086	19-20 CDBG-CV Presbyterian Night Shelter - Clean Slate Employment	05H	LMC	\$12,197.52
	6508341	19-20 CDBG-CV Presbyterian Night Shelter - Clean Slate Employment	05H	LMC	\$23,316.04
	6508342	19-20 CDBG-CV Presbyterian Night Shelter - Clean Slate Employment	05H	LMC	\$6,889.14
	6511792	19-20 CDBG-CV Presbyterian Night Shelter - Clean Slate Employment	05H	LMC	\$7,126.90
	6511793	19-20 CDBG-CV Presbyterian Night Shelter - Clean Slate Employment	05H	LMC	\$6,645.23
	6532309	19-20 CDBG-CV Presbyterian Night Shelter - Clean Slate Employment	05H	LMC	\$5,851.87
	6544543	19-20 CDBG-CV Presbyterian Night Shelter - Clean Slate Employment	05H	LMC	\$8,599.00
	6557165	19-20 CDBG-CV Presbyterian Night Shelter - Clean Slate Employment	05H	LMC	\$6,514.38
	6567940	19-20 CDBG-CV Presbyterian Night Shelter - Clean Slate Employment	05H	LMC	\$6,419.23
	6590555	19-20 CDBG-CV Presbyterian Night Shelter - Clean Slate Employment	05H	LMC	\$6,061.54
	6593081	19-20 CDBG-CV Presbyterian Night Shelter - Clean Slate Employment	05H	LMC	\$4,615.39
	6593088	19-20 CDBG-CV Presbyterian Night Shelter - Clean Slate Employment	05H	LMC	\$5,604.95
7484	6485421	19-20 CDBG-CV Recovery Resource Council - Employment Services for	05H	LMC	\$1,915.94
	6485422	19-20 CDBG-CV Recovery Resource Council - Employment Services for	05H	LMC	\$4,376.55
	6485423	19-20 CDBG-CV Recovery Resource Council - Employment Services for	05H	LMC	\$4,326.26
	6485424	19-20 CDBG-CV Recovery Resource Council - Employment Services for	05H	LMC	\$4,326.26
	6485425	19-20 CDBG-CV Recovery Resource Council - Employment Services for	05H	LMC	\$4,484.36
	6557160	19-20 CDBG-CV Recovery Resource Council - Employment Services for	05H	LMC	\$450.45

		6557161	19-20 CDBG-CV Recovery Resource Council - Employment Services for	05H	LMC	\$485.78
		6557164	19-20 CDBG-CV Recovery Resource Council - Employment Services for	05H	LMC	\$408.48
		6612108	19-20 CDBG-CV Recovery Resource Council - Employment Services for	05H	LMC	\$524.01
		6612109	19-20 CDBG-CV Recovery Resource Council - Employment Services for	05H	LMC	\$2,050.39
		6612110	19-20 CDBG-CV Recovery Resource Council - Employment Services for	05H	LMC	\$1,105.61
		6612111	19-20 CDBG-CV Recovery Resource Council - Employment Services for	05H	LMC	\$1,920.91
		6612112	19-20 CDBG-CV Recovery Resource Council - Employment Services for	05H	LMC	\$1,975.32
		6612113	19-20 CDBG-CV Recovery Resource Council - Employment Services for	05H	LMC	\$1,769.33
7489		6451651	19-20 CDBG-CV The Women's Center of Tarrant County - Employment	05H	LMC	\$4,008.67
		6451654	19-20 CDBG-CV The Women's Center of Tarrant County - Employment	05H	LMC	\$6,905.43
		6457105	19-20 CDBG-CV The Women's Center of Tarrant County - Employment	05H	LMC	\$6,810.29
		6464053	19-20 CDBG-CV The Women's Center of Tarrant County - Employment	05H	LMC	\$6,559.94
		6490441	19-20 CDBG-CV The Women's Center of Tarrant County - Employment	05H	LMC	\$5,124.10
		6490442	19-20 CDBG-CV The Women's Center of Tarrant County - Employment	05H	LMC	\$4,142.36
		6490443	19-20 CDBG-CV The Women's Center of Tarrant County - Employment	05H	LMC	\$11,330.55
		6511794	19-20 CDBG-CV The Women's Center of Tarrant County - Employment	05H	LMC	\$7,651.01
		6511795	19-20 CDBG-CV The Women's Center of Tarrant County - Employment	05H	LMC	\$6,714.06
		6544549	19-20 CDBG-CV The Women's Center of Tarrant County - Employment	05H	LMC	\$6,279.71
		6544555	19-20 CDBG-CV The Women's Center of Tarrant County - Employment	05H	LMC	\$5,297.92
		6544560	19-20 CDBG-CV The Women's Center of Tarrant County - Employment	05H	LMC	\$5,739.45
		6552387	19-20 CDBG-CV The Women's Center of Tarrant County - Employment	05H	LMC	\$7,312.33
		6567934	19-20 CDBG-CV The Women's Center of Tarrant County - Employment	05H	LMC	\$22,348.00
		6590552	19-20 CDBG-CV The Women's Center of Tarrant County - Employment	05H	LMC	\$6,326.02
		6590553	19-20 CDBG-CV The Women's Center of Tarrant County - Employment	05H	LMC	\$2,199.07
		6593042	19-20 CDBG-CV The Women's Center of Tarrant County - Employment	05H	LMC	\$5,472.09
7594		6567726	20-21 CDBG-CV3 Recovery Resource Council - Employment Support	05F	LMC	\$3,469.95
		6567727	20-21 CDBG-CV3 Recovery Resource Council - Employment Support	05F	LMC	\$6,074.65
		6567729	20-21 CDBG-CV3 Recovery Resource Council - Employment Support	05F	LMC	\$3,879.72
		6567730	20-21 CDBG-CV3 Recovery Resource Council - Employment Support	05F	LMC	\$952.61
		6634320	20-21 CDBG-CV3 Recovery Resource Council - Employment Support	05F	LMC	\$3,701.01
		6634323	20-21 CDBG-CV3 Recovery Resource Council - Employment Support	05F	LMC	\$3,707.00
		6634324	20-21 CDBG-CV3 Recovery Resource Council - Employment Support	05F	LMC	\$3,670.74
		6634325	20-21 CDBG-CV3 Recovery Resource Council - Employment Support	05F	LMC	\$3,776.68
		6634327	20-21 CDBG-CV3 Recovery Resource Council - Employment Support	05F	LMC	\$1,812.02
		6634328	20-21 CDBG-CV3 Recovery Resource Council - Employment Support	05F	LMC	\$120.00
		6647250	20-21 CDBG-CV3 Recovery Resource Council - Employment Support	05F	LMC	\$3,542.72
		6656711	20-21 CDBG-CV3 Recovery Resource Council - Employment Support	05F	LMC	\$4,189.94
		6672878	20-21 CDBG-CV3 Recovery Resource Council - Employment Support	05F	LMC	\$4,169.03
		6684562	20-21 CDBG-CV3 Recovery Resource Council - Employment Support	05F	LMC	\$4,106.09
		6697774	20-21 CDBG-CV3 Recovery Resource Council - Employment Support	05F	LMC	\$2,490.50
		6719387	20-21 CDBG-CV3 Recovery Resource Council - Employment Support	05F	LMC	\$2,033.95
7595		6520945	20-21 CDBG-CV3 The Ladder Alliance - Employment Services {103166-	05H	LMC	\$5,729.58
		6520949	20-21 CDBG-CV3 The Ladder Alliance - Employment Services {103166-	05H	LMC	\$7,037.83
		6567732	20-21 CDBG-CV3 The Ladder Alliance - Employment Services {103166-	05H	LMC	\$11,196.66
		6567733	20-21 CDBG-CV3 The Ladder Alliance - Employment Services {103166-	05H	LMC	\$9,131.32
		6567734	20-21 CDBG-CV3 The Ladder Alliance - Employment Services {103166-	05H	LMC	\$8,521.20
		6567735	20-21 CDBG-CV3 The Ladder Alliance - Employment Services {103166-	05H	LMC	\$7,513.08
		6590567	20-21 CDBG-CV3 The Ladder Alliance - Employment Services {103166-	05H	LMC	\$7,672.68
		6590568	20-21 CDBG-CV3 The Ladder Alliance - Employment Services {103166-	05H	LMC	\$13,974.63
		6590582	20-21 CDBG-CV3 The Ladder Alliance - Employment Services {103166-	05H	LMC	\$16,135.56
		6603662	20-21 CDBG-CV3 The Ladder Alliance - Employment Services {103166-	05H	LMC	\$18,893.20
		6634293	20-21 CDBG-CV3 The Ladder Alliance - Employment Services {103166-	05H	LMC	\$26,601.78
		6634295	20-21 CDBG-CV3 The Ladder Alliance - Employment Services {103166-	05H	LMC	\$22,736.66
		6684616	20-21 CDBG-CV3 The Ladder Alliance - Employment Services {103166-	05H	LMC	\$7,926.67
		6684617	20-21 CDBG-CV3 The Ladder Alliance - Employment Services {103166-	05H	LMC	\$15,314.59
		6684619	20-21 CDBG-CV3 The Ladder Alliance - Employment Services {103166-	05H	LMC	\$10,603.94
		6697952	20-21 CDBG-CV3 The Ladder Alliance - Employment Services {103166-	05H	LMC	\$11,010.62
19	7480	6429949	19-20 CDBG-CV Meals On Wheels - Senior Nutrition Program {102718-	05A	LMC	\$48,900.61
		6485430	19-20 CDBG-CV Meals On Wheels - Senior Nutrition Program {102718-	05A	LMC	\$15,023.47
		6485431	19-20 CDBG-CV Meals On Wheels - Senior Nutrition Program {102718-	05A	LMC	\$24,550.86
		6485432	19-20 CDBG-CV Meals On Wheels - Senior Nutrition Program {102718-	05A	LMC	\$11,436.46
		6490438	19-20 CDBG-CV Meals On Wheels - Senior Nutrition Program {102718-	05A	LMC	\$18,239.35
		6511796	19-20 CDBG-CV Meals On Wheels - Senior Nutrition Program {102718-	05A	LMC	\$17,365.42
		6511797	19-20 CDBG-CV Meals On Wheels - Senior Nutrition Program {102718-	05A	LMC	\$37,250.32
		6519525	19-20 CDBG-CV Meals On Wheels - Senior Nutrition Program {102718-	05A	LMC	\$19,006.95
		6519527	19-20 CDBG-CV Meals On Wheels - Senior Nutrition Program {102718-	05A	LMC	\$19,427.31
		6519528	19-20 CDBG-CV Meals On Wheels - Senior Nutrition Program {102718-	05A	LMC	\$24,083.02
		6532311	19-20 CDBG-CV Meals On Wheels - Senior Nutrition Program {102718-	05A	LMC	\$19,066.75

		6532313	19-20 CDBG-CV Meals On Wheels - Senior Nutrition Program {102718-	05A	LMC	\$20,054.97
		6557179	19-20 CDBG-CV Meals On Wheels - Senior Nutrition Program {102718-	05A	LMC	\$20,341.37
		6557187	19-20 CDBG-CV Meals On Wheels - Senior Nutrition Program {102718-	05A	LMC	\$5,253.14
		6819090	19-20 CDBG-CV Meals On Wheels - Senior Nutrition Program {102718-	05A	LMC	\$30,296.55
		6819096	19-20 CDBG-CV Meals On Wheels - Senior Nutrition Program {102718-	05A	LMC	\$40,396.60
		6819099	19-20 CDBG-CV Meals On Wheels - Senior Nutrition Program {102718-	05A	LMC	\$37,275.15
		6819101	19-20 CDBG-CV Meals On Wheels - Senior Nutrition Program {102718-	05A	LMC	\$32,088.33
		6819105	19-20 CDBG-CV Meals On Wheels - Senior Nutrition Program {102718-	05A	LMC	\$40,148.60
		6827336	19-20 CDBG-CV Meals On Wheels - Senior Nutrition Program {102718-	05A	LMC	\$32,522.60
		6858359	19-20 CDBG-CV Meals On Wheels - Senior Nutrition Program {102718-	05A	LMC	\$35,560.60
		6858360	19-20 CDBG-CV Meals On Wheels - Senior Nutrition Program {102718-	05A	LMC	\$31,360.10
		6858363	19-20 CDBG-CV Meals On Wheels - Senior Nutrition Program {102718-	05A	LMC	\$34,238.09
		6871603	19-20 CDBG-CV Meals On Wheels - Senior Nutrition Program {102718-	05A	LMC	\$27,014.02
		6887204	19-20 CDBG-CV Meals On Wheels - Senior Nutrition Program {102718-	05A	LMC	\$19,081.30
		7059949	19-20 CDBG-CV Meals On Wheels - Senior Nutrition Program {102718-	05A	LMC	\$20,475.50
		7080276	19-20 CDBG-CV Meals On Wheels - Senior Nutrition Program {102718-	05A	LMC	\$3,115.50
		7080279	19-20 CDBG-CV Meals On Wheels - Senior Nutrition Program {102718-	05A	LMC	\$8,296.00
		7080282	19-20 CDBG-CV Meals On Wheels - Senior Nutrition Program {102718-	05A	LMC	\$5,208.00
	7856	6907905	19-20 CDBG-CV3 Meals On Wheels - Transportation Program {103166-	05B	LMC	\$33,330.52
		6909411	19-20 CDBG-CV3 Meals On Wheels - Transportation Program {103166-	05B	LMC	\$24,973.26
		6923340	19-20 CDBG-CV3 Meals On Wheels - Transportation Program {103166-	05B	LMC	\$34,046.28
		6923341	19-20 CDBG-CV3 Meals On Wheels - Transportation Program {103166-	05B	LMC	\$28,711.52
		6933931	19-20 CDBG-CV3 Meals On Wheels - Transportation Program {103166-	05B	LMC	\$30,959.02
		6954362	19-20 CDBG-CV3 Meals On Wheels - Transportation Program {103166-	05B	LMC	\$33,268.52
		6964573	19-20 CDBG-CV3 Meals On Wheels - Transportation Program {103166-	05B	LMC	\$26,541.52
		6997532	19-20 CDBG-CV3 Meals On Wheels - Transportation Program {103166-	05B	LMC	\$35,826.02
		6997534	19-20 CDBG-CV3 Meals On Wheels - Transportation Program {103166-	05B	LMC	\$32,697.78
		6997538	19-20 CDBG-CV3 Meals On Wheels - Transportation Program {103166-	05B	LMC	\$27,627.80
		7007628	19-20 CDBG-CV3 Meals On Wheels - Transportation Program {103166-	05B	LMC	\$27,454.78
		7025188	19-20 CDBG-CV3 Meals On Wheels - Transportation Program {103166-	05B	LMC	\$12,907.71
20	7477	6485426	19-20 CDBG-CV Center for Transforming Lives - Emergency Rental	05Q	LMC	\$888.96
		6485427	19-20 CDBG-CV Center for Transforming Lives - Emergency Rental	05Q	LMC	\$3,874.00
		6485428	19-20 CDBG-CV Center for Transforming Lives - Emergency Rental	05Q	LMC	\$3,895.88
		6490435	19-20 CDBG-CV Center for Transforming Lives - Emergency Rental	05Q	LMC	\$57,341.34
		6490436	19-20 CDBG-CV Center for Transforming Lives - Emergency Rental	05Q	LMC	\$29,343.06
		6490437	19-20 CDBG-CV Center for Transforming Lives - Emergency Rental	05Q	LMC	\$32,598.50
		6519529	19-20 CDBG-CV Center for Transforming Lives - Emergency Rental	05Q	LMC	\$18,086.43
		6525582	19-20 CDBG-CV Center for Transforming Lives - Emergency Rental	05Q	LMC	\$3,805.38
		6525587	19-20 CDBG-CV Center for Transforming Lives - Emergency Rental	05Q	LMC	\$3,805.38
		6533384	19-20 CDBG-CV Center for Transforming Lives - Emergency Rental	05Q	LMC	\$3,805.38
		6538334	19-20 CDBG-CV Center for Transforming Lives - Emergency Rental	05Q	LMC	\$15,000.00
		6538336	19-20 CDBG-CV Center for Transforming Lives - Emergency Rental	05Q	LMC	\$15,000.00
		6552386	19-20 CDBG-CV Center for Transforming Lives - Emergency Rental	05Q	LMC	\$12,541.95
		6557065	19-20 CDBG-CV Center for Transforming Lives - Emergency Rental	05Q	LMC	\$31,659.04
		6557070	19-20 CDBG-CV Center for Transforming Lives - Emergency Rental	05Q	LMC	\$44,940.34
		6557071	19-20 CDBG-CV Center for Transforming Lives - Emergency Rental	05Q	LMC	\$26,670.00
		6557073	19-20 CDBG-CV Center for Transforming Lives - Emergency Rental	05Q	LMC	\$12,877.27
		6567930	19-20 CDBG-CV Center for Transforming Lives - Emergency Rental	05Q	LMC	\$17,651.08
		6590546	19-20 CDBG-CV Center for Transforming Lives - Emergency Rental	05Q	LMC	\$7,319.30
		6590549	19-20 CDBG-CV Center for Transforming Lives - Emergency Rental	05Q	LMC	\$9,741.28
		6590551	19-20 CDBG-CV Center for Transforming Lives - Emergency Rental	05Q	LMC	\$20,766.62
		6639478	19-20 CDBG-CV Center for Transforming Lives - Emergency Rental	05Q	LMC	\$40,032.33
		6639479	19-20 CDBG-CV Center for Transforming Lives - Emergency Rental	05Q	LMC	\$34,206.24
		6639480	19-20 CDBG-CV Center for Transforming Lives - Emergency Rental	05Q	LMC	\$20,705.14
		6647252	19-20 CDBG-CV Center for Transforming Lives - Emergency Rental	05Q	LMC	\$17,775.72
		6656436	19-20 CDBG-CV Center for Transforming Lives - Emergency Rental	05Q	LMC	\$20,633.61
		6672820	19-20 CDBG-CV Center for Transforming Lives - Emergency Rental	05Q	LMC	\$33,102.63
		6684572	19-20 CDBG-CV Center for Transforming Lives - Emergency Rental	05Q	LMC	\$43,116.97
		6697940	19-20 CDBG-CV Center for Transforming Lives - Emergency Rental	05Q	LMC	\$69,412.00
		6697943	19-20 CDBG-CV Center for Transforming Lives - Emergency Rental	05Q	LMC	\$78,837.80
		6729761	19-20 CDBG-CV Center for Transforming Lives - Emergency Rental	05Q	LMC	\$65,564.51
		6729764	19-20 CDBG-CV Center for Transforming Lives - Emergency Rental	05Q	LMC	\$113,267.17
		6738130	19-20 CDBG-CV Center for Transforming Lives - Emergency Rental	05Q	LMC	\$69,766.87
		6787434	19-20 CDBG-CV Center for Transforming Lives - Emergency Rental	05Q	LMC	\$18.46
		6787435	19-20 CDBG-CV Center for Transforming Lives - Emergency Rental	05Q	LMC	\$973.18
		6795473	19-20 CDBG-CV Center for Transforming Lives - Emergency Rental	05Q	LMC	\$136.32
		6804019	19-20 CDBG-CV Center for Transforming Lives - Emergency Rental	05Q	LMC	\$23,500.09
		6804082	19-20 CDBG-CV Center for Transforming Lives - Emergency Rental	05Q	LMC	\$2,279.58



7479	6831681	19-20 CDBG-CV Center for Transforming Lives - Emergency Rental	05Q	LMC	\$716.00
	6831683	19-20 CDBG-CV Center for Transforming Lives - Emergency Rental	05Q	LMC	\$701.77
	6477596	19-20 CDBG-CV Housing Channel - Emergency Rental Assistance {102718-	05Q	LMC	\$13,919.09
	6498076	19-20 CDBG-CV Housing Channel - Emergency Rental Assistance {102718-	05Q	LMC	\$33,457.42
	6498077	19-20 CDBG-CV Housing Channel - Emergency Rental Assistance {102718-	05Q	LMC	\$33,725.99
	6639500	19-20 CDBG-CV Housing Channel - Emergency Rental Assistance {102718-	05Q	LMC	\$50,791.58
	6639501	19-20 CDBG-CV Housing Channel - Emergency Rental Assistance {102718-	05Q	LMC	\$62,905.40
	6639502	19-20 CDBG-CV Housing Channel - Emergency Rental Assistance {102718-	05Q	LMC	\$40,817.25
	6639504	19-20 CDBG-CV Housing Channel - Emergency Rental Assistance {102718-	05Q	LMC	\$53,427.53
	6639505	19-20 CDBG-CV Housing Channel - Emergency Rental Assistance {102718-	05Q	LMC	\$22,484.87
7481	6639507	19-20 CDBG-CV Housing Channel - Emergency Rental Assistance {102718-	05Q	LMC	\$16,115.80
	6656443	19-20 CDBG-CV Housing Channel - Emergency Rental Assistance {102718-	05Q	LMC	\$28,087.07
	6729840	19-20 CDBG-CV Housing Channel - Emergency Rental Assistance {102718-	05Q	LMC	\$81,406.61
	6451647	19-20 CDBG-CV Family Pathfinders of Tarrant County - Emergency Rental	05Q	LMC	\$12,080.97
	6457104	19-20 CDBG-CV Family Pathfinders of Tarrant County - Emergency Rental	05Q	LMC	\$12,091.31
	6475560	19-20 CDBG-CV Family Pathfinders of Tarrant County - Emergency Rental	05Q	LMC	\$27,404.00
	6475563	19-20 CDBG-CV Family Pathfinders of Tarrant County - Emergency Rental	05Q	LMC	\$46,807.97
	6490444	19-20 CDBG-CV Family Pathfinders of Tarrant County - Emergency Rental	05Q	LMC	\$28,593.37
	6490445	19-20 CDBG-CV Family Pathfinders of Tarrant County - Emergency Rental	05Q	LMC	\$23,346.97
	6503095	19-20 CDBG-CV Family Pathfinders of Tarrant County - Emergency Rental	05Q	LMC	\$17,049.68
7487	6504345	19-20 CDBG-CV Family Pathfinders of Tarrant County - Emergency Rental	05Q	LMC	\$29,570.74
	6511790	19-20 CDBG-CV Family Pathfinders of Tarrant County - Emergency Rental	05Q	LMC	\$15,551.43
	6532306	19-20 CDBG-CV Family Pathfinders of Tarrant County - Emergency Rental	05Q	LMC	\$25,396.49
	6544529	19-20 CDBG-CV Family Pathfinders of Tarrant County - Emergency Rental	05Q	LMC	\$39,407.91
	6557067	19-20 CDBG-CV Family Pathfinders of Tarrant County - Emergency Rental	05Q	LMC	\$46,745.85
	6590535	19-20 CDBG-CV Family Pathfinders of Tarrant County - Emergency Rental	05Q	LMC	\$50,953.31
	6451656	19-20 CDBG-CV Tarrant County Samaritan Housing - Emergency Rental	05Q	LMC	\$67,199.79
	6451659	19-20 CDBG-CV Tarrant County Samaritan Housing - Emergency Rental	05Q	LMC	\$833.75
	6451661	19-20 CDBG-CV Tarrant County Samaritan Housing - Emergency Rental	05Q	LMC	\$59,083.37
	6451663	19-20 CDBG-CV Tarrant County Samaritan Housing - Emergency Rental	05Q	LMC	\$8,471.71
7596	6451664	19-20 CDBG-CV Tarrant County Samaritan Housing - Emergency Rental	05Q	LMC	\$1,487.15
	6498078	19-20 CDBG-CV Tarrant County Samaritan Housing - Emergency Rental	05Q	LMC	\$1,391.47
	6498079	19-20 CDBG-CV Tarrant County Samaritan Housing - Emergency Rental	05Q	LMC	\$1,675.13
	6516287	19-20 CDBG-CV Tarrant County Samaritan Housing - Emergency Rental	05Q	LMC	\$2,479.56
	6516288	19-20 CDBG-CV Tarrant County Samaritan Housing - Emergency Rental	05Q	LMC	\$1,057.80
	6516289	19-20 CDBG-CV Tarrant County Samaritan Housing - Emergency Rental	05Q	LMC	\$1,041.33
	6532315	19-20 CDBG-CV Tarrant County Samaritan Housing - Emergency Rental	05Q	LMC	\$1,059.63
	6532317	19-20 CDBG-CV Tarrant County Samaritan Housing - Emergency Rental	05Q	LMC	\$34,056.31
	6552388	19-20 CDBG-CV Tarrant County Samaritan Housing - Emergency Rental	05Q	LMC	\$27,455.70
	6567931	19-20 CDBG-CV Tarrant County Samaritan Housing - Emergency Rental	05Q	LMC	\$34,535.83
7597	6567932	19-20 CDBG-CV Tarrant County Samaritan Housing - Emergency Rental	05Q	LMC	\$3,073.27
	6593036	19-20 CDBG-CV Tarrant County Samaritan Housing - Emergency Rental	05Q	LMC	\$4,331.91
	6593037	19-20 CDBG-CV Tarrant County Samaritan Housing - Emergency Rental	05Q	LMC	\$912.43
	6593039	19-20 CDBG-CV Tarrant County Samaritan Housing - Emergency Rental	05Q	LMC	\$9,231.16
	6604692	19-20 CDBG-CV Tarrant County Samaritan Housing - Emergency Rental	05Q	LMC	\$912.43
	6639512	19-20 CDBG-CV Tarrant County Samaritan Housing - Emergency Rental	05Q	LMC	\$914.95
	6639513	19-20 CDBG-CV Tarrant County Samaritan Housing - Emergency Rental	05Q	LMC	\$914.14
	6656433	19-20 CDBG-CV Tarrant County Samaritan Housing - Emergency Rental	05Q	LMC	\$915.81
	6672825	19-20 CDBG-CV Tarrant County Samaritan Housing - Emergency Rental	05Q	LMC	\$350.72
	6697949	19-20 CDBG-CV Tarrant County Samaritan Housing - Emergency Rental	05Q	LMC	\$382.44
7597	6697951	19-20 CDBG-CV Tarrant County Samaritan Housing - Emergency Rental	05Q	LMC	\$2,732.21
	6603677	19-20 CDBG-CV3 Tarrant County Samaritan Housing - Emergency Rental	05Z	LMC	\$21,973.49
	6603678	19-20 CDBG-CV3 Tarrant County Samaritan Housing - Emergency Rental	05Z	LMC	\$2,174.95
	6603680	19-20 CDBG-CV3 Tarrant County Samaritan Housing - Emergency Rental	05Z	LMC	\$4,276.84
	6603682	19-20 CDBG-CV3 Tarrant County Samaritan Housing - Emergency Rental	05Z	LMC	\$1,142.41
	6634317	19-20 CDBG-CV3 Tarrant County Samaritan Housing - Emergency Rental	05Z	LMC	\$3,853.27
	6634318	19-20 CDBG-CV3 Tarrant County Samaritan Housing - Emergency Rental	05Z	LMC	\$5,319.77
	6647248	19-20 CDBG-CV3 Tarrant County Samaritan Housing - Emergency Rental	05Z	LMC	\$2,029.01
	6656514	19-20 CDBG-CV3 Tarrant County Samaritan Housing - Emergency Rental	05Z	LMC	\$4,588.40
	6672859	19-20 CDBG-CV3 Tarrant County Samaritan Housing - Emergency Rental	05Z	LMC	\$65,478.13
7597	6684566	19-20 CDBG-CV3 Tarrant County Samaritan Housing - Emergency Rental	05Z	LMC	\$51,391.31
	6697768	19-20 CDBG-CV3 Tarrant County Samaritan Housing - Emergency Rental	05Z	LMC	\$37,492.87
	6532325	19-20 CDBG-CV3 -Volunteers of America - Emergency Rental Assistance	05Z	LMC	\$757.11
	6544603	19-20 CDBG-CV3 -Volunteers of America - Emergency Rental Assistance	05Z	LMC	\$248.98
	6567736	19-20 CDBG-CV3 -Volunteers of America - Emergency Rental Assistance	05Z	LMC	\$241.45
	6567929	19-20 CDBG-CV3 -Volunteers of America - Emergency Rental Assistance	05Z	LMC	\$2,353.17
	6590597	19-20 CDBG-CV3 -Volunteers of America - Emergency Rental Assistance	05Z	LMC	\$3,681.01
	6590598	19-20 CDBG-CV3 -Volunteers of America - Emergency Rental Assistance	05Z	LMC	\$8,359.38

2020	7	7474	6592825	19-20 CDBG-CV3 -Volunteers of America - Emergency Rental Assistance	05Z	LMC	\$9,588.23
			6603670	19-20 CDBG-CV3 -Volunteers of America - Emergency Rental Assistance	05Z	LMC	\$10,929.34
			6634329	19-20 CDBG-CV3 -Volunteers of America - Emergency Rental Assistance	05Z	LMC	\$14,014.98
			6656499	19-20 CDBG-CV3 -Volunteers of America - Emergency Rental Assistance	05Z	LMC	\$12,264.54
			6656504	19-20 CDBG-CV3 -Volunteers of America - Emergency Rental Assistance	05Z	LMC	\$2,132.52
			6672861	19-20 CDBG-CV3 -Volunteers of America - Emergency Rental Assistance	05Z	LMC	\$303.89
			6672862	19-20 CDBG-CV3 -Volunteers of America - Emergency Rental Assistance	05Z	LMC	\$715.68
			6697776	19-20 CDBG-CV3 -Volunteers of America - Emergency Rental Assistance	05Z	LMC	\$9,333.55
			6490446	19-20 CDBG-CV The Salvation Army - Emergency Rental Assistance	05Q	LMC	\$11,637.00
			6490447	19-20 CDBG-CV The Salvation Army - Emergency Rental Assistance	05Q	LMC	\$3,036.00
			6490448	19-20 CDBG-CV The Salvation Army - Emergency Rental Assistance	05Q	LMC	\$14,086.43
			6503096	19-20 CDBG-CV The Salvation Army - Emergency Rental Assistance	05Q	LMC	\$12,775.00
			6503097	19-20 CDBG-CV The Salvation Army - Emergency Rental Assistance	05Q	LMC	\$45,336.92
			6511791	19-20 CDBG-CV The Salvation Army - Emergency Rental Assistance	05Q	LMC	\$19,723.00
			6544540	19-20 CDBG-CV The Salvation Army - Emergency Rental Assistance	05Q	LMC	\$13,075.15
			6557224	19-20 CDBG-CV The Salvation Army - Emergency Rental Assistance	05Q	LMC	\$2,675.34
			6590537	19-20 CDBG-CV The Salvation Army - Emergency Rental Assistance	05Q	LMC	\$10,419.18
			6639481	19-20 CDBG-CV The Salvation Army - Emergency Rental Assistance	05Q	LMC	\$12,406.69
			6639484	19-20 CDBG-CV The Salvation Army - Emergency Rental Assistance	05Q	LMC	\$7,061.90
			6639485	19-20 CDBG-CV The Salvation Army - Emergency Rental Assistance	05Q	LMC	\$18,181.12
			6639486	19-20 CDBG-CV The Salvation Army - Emergency Rental Assistance	05Q	LMC	\$18,236.08
			6656439	19-20 CDBG-CV The Salvation Army - Emergency Rental Assistance	05Q	LMC	\$23,170.15
			6672822	19-20 CDBG-CV The Salvation Army - Emergency Rental Assistance	05Q	LMC	\$55,744.85
			6697944	19-20 CDBG-CV The Salvation Army - Emergency Rental Assistance	05Q	LMC	\$21,525.51
			6697945	19-20 CDBG-CV The Salvation Army - Emergency Rental Assistance	05Q	LMC	\$10,824.00
			6697947	19-20 CDBG-CV The Salvation Army - Emergency Rental Assistance	05Q	LMC	\$16,585.68
	8	7582	6520959	20-21 CDBG-CV3 AB Christian Learning Center {103166-991925}	05L	LMC	\$5,961.68
			6520961	20-21 CDBG-CV3 AB Christian Learning Center {103166-991925}	05L	LMC	\$12,011.28
			6520964	20-21 CDBG-CV3 AB Christian Learning Center {103166-991925}	05L	LMC	\$6,248.34
			6520967	20-21 CDBG-CV3 AB Christian Learning Center {103166-991925}	05L	LMC	\$10,083.11
			6532322	20-21 CDBG-CV3 AB Christian Learning Center {103166-991925}	05L	LMC	\$15,514.60
			6533389	20-21 CDBG-CV3 AB Christian Learning Center {103166-991925}	05L	LMC	\$8,582.88
			6544591	20-21 CDBG-CV3 AB Christian Learning Center {103166-991925}	05L	LMC	\$5,000.00
			6590583	20-21 CDBG-CV3 AB Christian Learning Center {103166-991925}	05L	LMC	\$20,783.56
			6656712	20-21 CDBG-CV3 AB Christian Learning Center {103166-991925}	05L	LMC	\$7,742.86
			6656714	20-21 CDBG-CV3 AB Christian Learning Center {103166-991925}	05L	LMC	\$5,407.25
			6672830	20-21 CDBG-CV3 AB Christian Learning Center {103166-991925}	05L	LMC	\$5,132.47
			6684620	20-21 CDBG-CV3 AB Christian Learning Center {103166-991925}	05L	LMC	\$10,139.25
			6697787	20-21 CDBG-CV3 AB Christian Learning Center {103166-991925}	05L	LMC	\$1,528.89
		7583	6532321	20-21 CDBG-CV3 Boys & Girls Clubs of Greater Tarrant County {103166-991925}	05D	LMC	\$25,412.35
			6538339	20-21 CDBG-CV3 Boys & Girls Clubs of Greater Tarrant County {103166-991925}	05D	LMC	\$5,445.09
			6557377	20-21 CDBG-CV3 Boys & Girls Clubs of Greater Tarrant County {103166-991925}	05D	LMC	\$7,617.39
			6557378	20-21 CDBG-CV3 Boys & Girls Clubs of Greater Tarrant County {103166-991925}	05D	LMC	\$13,096.91
			6567927	20-21 CDBG-CV3 Boys & Girls Clubs of Greater Tarrant County {103166-991925}	05D	LMC	\$6,955.41
			6590586	20-21 CDBG-CV3 Boys & Girls Clubs of Greater Tarrant County {103166-991925}	05D	LMC	\$15,626.94
			6590587	20-21 CDBG-CV3 Boys & Girls Clubs of Greater Tarrant County {103166-991925}	05D	LMC	\$12,566.26
			6592820	20-21 CDBG-CV3 Boys & Girls Clubs of Greater Tarrant County {103166-991925}	05D	LMC	\$7,038.15
			6603667	20-21 CDBG-CV3 Boys & Girls Clubs of Greater Tarrant County {103166-991925}	05D	LMC	\$4,104.17
			6634305	20-21 CDBG-CV3 Boys & Girls Clubs of Greater Tarrant County {103166-991925}	05D	LMC	\$5,240.67
			6634306	20-21 CDBG-CV3 Boys & Girls Clubs of Greater Tarrant County {103166-991925}	05D	LMC	\$5,225.26
			6639529	20-21 CDBG-CV3 Boys & Girls Clubs of Greater Tarrant County {103166-991925}	05D	LMC	\$5,861.90
			6656517	20-21 CDBG-CV3 Boys & Girls Clubs of Greater Tarrant County {103166-991925}	05D	LMC	\$6,633.72
			6672810	20-21 CDBG-CV3 Boys & Girls Clubs of Greater Tarrant County {103166-991925}	05D	LMC	\$10,821.17
			6684622	20-21 CDBG-CV3 Boys & Girls Clubs of Greater Tarrant County {103166-991925}	05D	LMC	\$12,354.10
			6697771	20-21 CDBG-CV3 Boys & Girls Clubs of Greater Tarrant County {103166-991925}	05D	LMC	\$13,631.69
			6697953	20-21 CDBG-CV3 Boys & Girls Clubs of Greater Tarrant County {103166-991925}	05D	LMC	\$72,857.46
		7588	6532318	20-21 CDBG-CV3 United Community Centers {103166-991930}	05L	LMC	\$10,540.50
			6532319	20-21 CDBG-CV3 United Community Centers {103166-991930}	05L	LMC	\$7,912.50
			6533391	20-21 CDBG-CV3 United Community Centers {103166-991930}	05L	LMC	\$11,241.00
			6544595	20-21 CDBG-CV3 United Community Centers {103166-991930}	05L	LMC	\$18,613.00
			6552537	20-21 CDBG-CV3 United Community Centers {103166-991930}	05L	LMC	\$12,861.25
			6567725	20-21 CDBG-CV3 United Community Centers {103166-991930}	05L	LMC	\$20,847.75
			6600433	20-21 CDBG-CV3 United Community Centers {103166-991930}	05L	LMC	\$8,762.75
			6600453	20-21 CDBG-CV3 United Community Centers {103166-991930}	05L	LMC	\$9,287.25
			6600463	20-21 CDBG-CV3 United Community Centers {103166-991930}	05L	LMC	\$8,964.50
			6600482	20-21 CDBG-CV3 United Community Centers {103166-991930}	05L	LMC	\$13,867.50
			6634302	20-21 CDBG-CV3 United Community Centers {103166-991930}	05L	LMC	\$10,093.00
			6634303	20-21 CDBG-CV3 United Community Centers {103166-991930}	05L	LMC	\$27,320.15

9	7584	6647251	20-21 CDBG-CV3 United Community Centers {103166-991930}	05L	LMC	\$39,364.75
		6672838	20-21 CDBG-CV3 United Community Centers {103166-991930}	05L	LMC	\$324.10
		6520953	20-21 CDBG-CV3 Camp Fire First Texas {103166-991935}	05D	LMC	\$2,115.43
		6532323	20-21 CDBG-CV3 Camp Fire First Texas {103166-991935}	05D	LMC	\$3,161.39
		6532324	20-21 CDBG-CV3 Camp Fire First Texas {103166-991935}	05D	LMC	\$6,483.98
		6557380	20-21 CDBG-CV3 Camp Fire First Texas {103166-991935}	05D	LMC	\$4,621.77
		6590588	20-21 CDBG-CV3 Camp Fire First Texas {103166-991935}	05D	LMC	\$17,003.79
		6590591	20-21 CDBG-CV3 Camp Fire First Texas {103166-991935}	05D	LMC	\$4,045.27
		6639532	20-21 CDBG-CV3 Camp Fire First Texas {103166-991935}	05D	LMC	\$873.50
		6639535	20-21 CDBG-CV3 Camp Fire First Texas {103166-991935}	05D	LMC	\$293.75
		6639537	20-21 CDBG-CV3 Camp Fire First Texas {103166-991935}	05D	LMC	\$1,521.26
		6684551	20-21 CDBG-CV3 Camp Fire First Texas {103166-991935}	05D	LMC	\$3,274.75
		6684561	20-21 CDBG-CV3 Camp Fire First Texas {103166-991935}	05D	LMC	\$1,044.39
		6684627	20-21 CDBG-CV3 Camp Fire First Texas {103166-991935}	05D	LMC	\$2,634.75
		6684628	20-21 CDBG-CV3 Camp Fire First Texas {103166-991935}	05D	LMC	\$5,989.00
		6697954	20-21 CDBG-CV3 Camp Fire First Texas {103166-991935}	05D	LMC	\$2,798.96
		6697955	20-21 CDBG-CV3 Camp Fire First Texas {103166-991935}	05D	LMC	\$5,935.21
		6719385	20-21 CDBG-CV3 Camp Fire First Texas {103166-991935}	05D	LMC	\$5,825.52
	7585	6592827	20-21 CDBG-CV3 Clayton Youth Enrichment {103166-991927}	05D	LMC	\$116,420.17
		6600464	20-21 CDBG-CV3 Clayton Youth Enrichment {103166-991927}	05D	LMC	\$11,720.93
		6600468	20-21 CDBG-CV3 Clayton Youth Enrichment {103166-991927}	05D	LMC	\$13,489.10
		6600471	20-21 CDBG-CV3 Clayton Youth Enrichment {103166-991927}	05D	LMC	\$10,287.63
		6600473	20-21 CDBG-CV3 Clayton Youth Enrichment {103166-991927}	05D	LMC	\$5,792.71
		6603664	20-21 CDBG-CV3 Clayton Youth Enrichment {103166-991927}	05D	LMC	\$7,947.46
		6634298	20-21 CDBG-CV3 Clayton Youth Enrichment {103166-991927}	05D	LMC	\$10,991.29
		6634300	20-21 CDBG-CV3 Clayton Youth Enrichment {103166-991927}	05D	LMC	\$19,451.87
		6639525	20-21 CDBG-CV3 Clayton Youth Enrichment {103166-991927}	05D	LMC	\$12,961.12
		6672832	20-21 CDBG-CV3 Clayton Youth Enrichment {103166-991927}	05D	LMC	\$16,185.89
		6697756	20-21 CDBG-CV3 Clayton Youth Enrichment {103166-991927}	05D	LMC	\$46,961.01
		6697758	20-21 CDBG-CV3 Clayton Youth Enrichment {103166-991927}	05D	LMC	\$17,218.27
		6697760	20-21 CDBG-CV3 Clayton Youth Enrichment {103166-991927}	05D	LMC	\$6,555.66
	7586	6520954	20-21 CDBG-CV3 Fort Worth SPARC {103166-991988}	05D	LMC	\$59,593.33
		6544601	20-21 CDBG-CV3 Fort Worth SPARC {103166-991988}	05D	LMC	\$19,392.15
		6634314	20-21 CDBG-CV3 Fort Worth SPARC {103166-991988}	05D	LMC	\$11,774.09
		6634315	20-21 CDBG-CV3 Fort Worth SPARC {103166-991988}	05D	LMC	\$19,312.00
		6639540	20-21 CDBG-CV3 Fort Worth SPARC {103166-991988}	05D	LMC	\$21,386.23
		6673435	20-21 CDBG-CV3 Fort Worth SPARC {103166-991988}	05D	LMC	\$2,350.00
		6686673	20-21 CDBG-CV3 Fort Worth SPARC {103166-991988}	05D	LMC	\$29,560.00
	7587	6520952	20-21 CDBG-CV3 Girls Inc {103166-991936}	05D	LMC	\$11,207.04
		6544596	20-21 CDBG-CV3 Girls Inc {103166-991936}	05D	LMC	\$27,763.32
		6552549	20-21 CDBG-CV3 Girls Inc {103166-991936}	05D	LMC	\$18,702.37
		6552551	20-21 CDBG-CV3 Girls Inc {103166-991936}	05D	LMC	\$15,769.01
		6570249	20-21 CDBG-CV3 Girls Inc {103166-991936}	05D	LMC	\$11,885.78
		6570252	20-21 CDBG-CV3 Girls Inc {103166-991936}	05D	LMC	\$13,289.24
		6590594	20-21 CDBG-CV3 Girls Inc {103166-991936}	05D	LMC	\$21,369.34
		6590595	20-21 CDBG-CV3 Girls Inc {103166-991936}	05D	LMC	\$22,269.01
		6592821	20-21 CDBG-CV3 Girls Inc {103166-991936}	05D	LMC	\$21,248.52
		6603668	20-21 CDBG-CV3 Girls Inc {103166-991936}	05D	LMC	\$21,544.90
		6634307	20-21 CDBG-CV3 Girls Inc {103166-991936}	05D	LMC	\$22,530.28
		6634310	20-21 CDBG-CV3 Girls Inc {103166-991936}	05D	LMC	\$22,145.76
		6672843	20-21 CDBG-CV3 Girls Inc {103166-991936}	05D	LMC	\$21,767.34
		6672846	20-21 CDBG-CV3 Girls Inc {103166-991936}	05D	LMC	\$23,512.81
		6672855	20-21 CDBG-CV3 Girls Inc {103166-991936}	05D	LMC	\$20,171.70
		6684554	20-21 CDBG-CV3 Girls Inc {103166-991936}	05D	LMC	\$763.38
	7589	6590585	20-21 CDBG-CV3 YMCA {103166-991928}	05D	LMC	\$19,612.39
	7590	6590599	20-21 CDBG-CV3 AVANCE {103166-9919W1}	05D	LMC	\$6,339.58
		6592808	20-21 CDBG-CV3 AVANCE {103166-9919W1}	05D	LMC	\$5,795.72
		6592810	20-21 CDBG-CV3 AVANCE {103166-9919W1}	05D	LMC	\$6,007.68
		6600423	20-21 CDBG-CV3 AVANCE {103166-9919W1}	05D	LMC	\$3,967.48
		6600487	20-21 CDBG-CV3 AVANCE {103166-9919W1}	05D	LMC	\$5,117.58
		6634330	20-21 CDBG-CV3 AVANCE {103166-9919W1}	05D	LMC	\$3,348.42
		6634331	20-21 CDBG-CV3 AVANCE {103166-9919W1}	05D	LMC	\$4,332.66
		6639544	20-21 CDBG-CV3 AVANCE {103166-9919W1}	05D	LMC	\$3,856.32
		6656508	20-21 CDBG-CV3 AVANCE {103166-9919W1}	05D	LMC	\$3,549.00
	7591	6673478	20-21 CDBG-CV3 AVANCE {103166-9919W1}	05D	LMC	\$3,157.00
		6520950	20-21 CDBG-CV3 Fortress {103166-9919W2}	05D	LMC	\$10,066.63
		6544606	20-21 CDBG-CV3 Fortress {103166-9919W2}	05D	LMC	\$1,999.98
		6557382	20-21 CDBG-CV3 Fortress {103166-9919W2}	05D	LMC	\$4,172.00

		6557388	20-21 CDBG-CV3 Fortress {103166-9919W2}	05D	LMC	\$7,675.25
		6567925	20-21 CDBG-CV3 Fortress {103166-9919W2}	05D	LMC	\$2,100.00
		6590601	20-21 CDBG-CV3 Fortress {103166-9919W2}	05D	LMC	\$4,506.08
		6590602	20-21 CDBG-CV3 Fortress {103166-9919W2}	05D	LMC	\$2,100.00
		6592836	20-21 CDBG-CV3 Fortress {103166-9919W2}	05D	LMC	\$2,240.00
		6603673	20-21 CDBG-CV3 Fortress {103166-9919W2}	05D	LMC	\$2,240.00
		6634332	20-21 CDBG-CV3 Fortress {103166-9919W2}	05D	LMC	\$2,240.00
		6634334	20-21 CDBG-CV3 Fortress {103166-9919W2}	05D	LMC	\$2,240.00
		6639546	20-21 CDBG-CV3 Fortress {103166-9919W2}	05D	LMC	\$2,240.00
		6656507	20-21 CDBG-CV3 Fortress {103166-9919W2}	05D	LMC	\$1,180.06
7592		6532326	20-21 CDBG-CV3 Literacy United{103166-9919W4}	05D	LMC	\$19,516.01
		6533388	20-21 CDBG-CV3 Literacy United{103166-9919W4}	05D	LMC	\$3,642.66
		6544607	20-21 CDBG-CV3 Literacy United{103166-9919W4}	05D	LMC	\$3,899.49
		6552546	20-21 CDBG-CV3 Literacy United{103166-9919W4}	05D	LMC	\$3,849.44
		6590603	20-21 CDBG-CV3 Literacy United{103166-9919W4}	05D	LMC	\$3,625.98
		6590604	20-21 CDBG-CV3 Literacy United{103166-9919W4}	05D	LMC	\$3,737.87
		6600411	20-21 CDBG-CV3 Literacy United{103166-9919W4}	05D	LMC	\$3,330.75
		6600420	20-21 CDBG-CV3 Literacy United{103166-9919W4}	05D	LMC	\$3,357.84
7593		6533387	20-21 CDBG-CV3 Rivertree Academy {103166-9919W5}	05D	LMC	\$10,709.76
		6552544	20-21 CDBG-CV3 Rivertree Academy {103166-9919W5}	05D	LMC	\$405.81
		6592813	20-21 CDBG-CV3 Rivertree Academy {103166-9919W5}	05D	LMC	\$2,505.00
		6592815	20-21 CDBG-CV3 Rivertree Academy {103166-9919W5}	05D	LMC	\$1,852.50
		6592818	20-21 CDBG-CV3 Rivertree Academy {103166-9919W5}	05D	LMC	\$3,296.50
		6603674	20-21 CDBG-CV3 Rivertree Academy {103166-9919W5}	05D	LMC	\$2,430.00
		6603675	20-21 CDBG-CV3 Rivertree Academy {103166-9919W5}	05D	LMC	\$2,070.00
		6634335	20-21 CDBG-CV3 Rivertree Academy {103166-9919W5}	05D	LMC	\$2,753.10
		6684567	20-21 CDBG-CV3 Rivertree Academy {103166-9919W5}	05D	LMC	\$1,357.50
10	7951	7059925	20-21 Guardianship Services CDBG-CV {102718-9919D1}	05A	LMC	\$7,388.63
		7059937	20-21 Guardianship Services CDBG-CV {102718-9919D1}	05A	LMC	\$5,772.13
		7059940	20-21 Guardianship Services CDBG-CV {102718-9919D1}	05A	LMC	\$6,362.75
		7059942	20-21 Guardianship Services CDBG-CV {102718-9919D1}	05A	LMC	\$5,954.80
		7059945	20-21 Guardianship Services CDBG-CV {102718-9919D1}	05A	LMC	\$6,939.83
		7066635	20-21 Guardianship Services CDBG-CV {102718-9919D1}	05A	LMC	\$6,513.53
		7080284	20-21 Guardianship Services CDBG-CV {102718-9919D1}	05A	LMC	\$6,706.00
		7080291	20-21 Guardianship Services CDBG-CV {102718-9919D1}	05A	LMC	\$9,555.99
	7952	7060023	20-21 Guardianship Services CDBG-CV3 {103166-9919D1}	05A	LMC	\$5,734.34
12	7709	6741896	20-21 The Salvation Army- Red Shield Emergency Shelter {102718-9919F2}	05Z	LMC	\$8,415.37
		6741902	20-21 The Salvation Army- Red Shield Emergency Shelter {102718-9919F2}	05Z	LMC	\$8,498.87
		6745535	20-21 The Salvation Army- Red Shield Emergency Shelter {102718-9919F2}	05Z	LMC	\$8,671.45
		6745536	20-21 The Salvation Army- Red Shield Emergency Shelter {102718-9919F2}	05Z	LMC	\$8,706.14
		6745537	20-21 The Salvation Army- Red Shield Emergency Shelter {102718-9919F2}	05Z	LMC	\$9,150.11
		6762208	20-21 The Salvation Army- Red Shield Emergency Shelter {102718-9919F2}	05Z	LMC	\$11,815.38
		6775966	20-21 The Salvation Army- Red Shield Emergency Shelter {102718-9919F2}	05Z	LMC	\$8,180.51
		6787433	20-21 The Salvation Army- Red Shield Emergency Shelter {102718-9919F2}	05Z	LMC	\$7,682.36
		6802233	20-21 The Salvation Army- Red Shield Emergency Shelter {102718-9919F2}	05Z	LMC	\$207.81
		6811820	20-21 The Salvation Army- Red Shield Emergency Shelter {102718-9919F2}	05Z	LMC	\$3,672.00
	7843	6851968	20-21 Presbyterian Night Shelter of Tarrant County - Moving Home Program	05H	LMC	\$29,722.70
		6858366	20-21 Presbyterian Night Shelter of Tarrant County - Moving Home Program	05H	LMC	\$19,854.17
		6863878	20-21 Presbyterian Night Shelter of Tarrant County - Moving Home Program	05H	LMC	\$29,475.98
		6871609	20-21 Presbyterian Night Shelter of Tarrant County - Moving Home Program	05H	LMC	\$18,419.01
		6894244	20-21 Presbyterian Night Shelter of Tarrant County - Moving Home Program	05H	LMC	\$12,086.32
		6907901	20-21 Presbyterian Night Shelter of Tarrant County - Moving Home Program	05H	LMC	\$12,057.65
		6907903	20-21 Presbyterian Night Shelter of Tarrant County - Moving Home Program	05H	LMC	\$10,272.55
		6923338	20-21 Presbyterian Night Shelter of Tarrant County - Moving Home Program	05H	LMC	\$23,434.00
		6933929	20-21 Presbyterian Night Shelter of Tarrant County - Moving Home Program	05H	LMC	\$12,420.77
		6938745	20-21 Presbyterian Night Shelter of Tarrant County - Moving Home Program	05H	LMC	\$21,222.60
		6954363	20-21 Presbyterian Night Shelter of Tarrant County - Moving Home Program	05H	LMC	\$16,374.87
		6964572	20-21 Presbyterian Night Shelter of Tarrant County - Moving Home Program	05H	LMC	\$13,901.16
		6997527	20-21 Presbyterian Night Shelter of Tarrant County - Moving Home Program	05H	LMC	\$21,874.75
		6997529	20-21 Presbyterian Night Shelter of Tarrant County - Moving Home Program	05H	LMC	\$14,449.16
		6998135	20-21 Presbyterian Night Shelter of Tarrant County - Moving Home Program	05H	LMC	\$15,989.80
		7007728	20-21 Presbyterian Night Shelter of Tarrant County - Moving Home Program	05H	LMC	\$17,618.84
		7060000	20-21 Presbyterian Night Shelter of Tarrant County - Moving Home Program	05H	LMC	\$19,967.42
		7060010	20-21 Presbyterian Night Shelter of Tarrant County - Moving Home Program	05H	LMC	\$20,749.25
		7060013	20-21 Presbyterian Night Shelter of Tarrant County - Moving Home Program	05H	LMC	\$27,534.38
		7080068	20-21 Presbyterian Night Shelter of Tarrant County - Moving Home Program	05H	LMC	\$18,714.25
		7080069	20-21 Presbyterian Night Shelter of Tarrant County - Moving Home Program	05H	LMC	\$17,062.99
		7080071	20-21 Presbyterian Night Shelter of Tarrant County - Moving Home Program	05H	LMC	\$19,018.60

			7080898	20-21 Presbyterian Night Shelter of Tarrant County - Moving Home Program	05H	LMC	\$18,873.66
<b>Total</b>							<b>\$6,756,743.75</b>

**LINE 19 DETAIL: ACTIVITIES INCLUDED IN THE COMPUTATION OF LINE 19**

Plan Year	IDIS Project	IDIS Activity	voucher Number	Activity Name	matrix Code	national Objective	Drawn Amount
2019	25	7492	6415116	19-20 CDBG-CV City of Fort Worth - NSD Administration	21A		\$28,822.26
			6416148	19-20 CDBG-CV City of Fort Worth - NSD Administration	21A		\$4,976.36
			6417310	19-20 CDBG-CV City of Fort Worth - NSD Administration	21A		\$8,611.32
			6431187	19-20 CDBG-CV City of Fort Worth - NSD Administration	21A		\$7,344.68
			6482532	19-20 CDBG-CV City of Fort Worth - NSD Administration	21A		\$3,131.86
			6482533	19-20 CDBG-CV City of Fort Worth - NSD Administration	21A		\$5,200.41
			6482534	19-20 CDBG-CV City of Fort Worth - NSD Administration	21A		\$4,008.58
			6482535	19-20 CDBG-CV City of Fort Worth - NSD Administration	21A		\$6,378.37
			6482536	19-20 CDBG-CV City of Fort Worth - NSD Administration	21A		\$8,609.17
			6482537	19-20 CDBG-CV City of Fort Worth - NSD Administration	21A		\$207.52
			6503747	19-20 CDBG-CV City of Fort Worth - NSD Administration	21A		\$6,711.31
			6503749	19-20 CDBG-CV City of Fort Worth - NSD Administration	21A		\$6,020.09
			6550485	19-20 CDBG-CV City of Fort Worth - NSD Administration	21A		\$5,056.99
			6550486	19-20 CDBG-CV City of Fort Worth - NSD Administration	21A		\$7,919.21
			6550487	19-20 CDBG-CV City of Fort Worth - NSD Administration	21A		\$6,296.80
			6550488	19-20 CDBG-CV City of Fort Worth - NSD Administration	21A		\$7,191.28
			6567346	19-20 CDBG-CV City of Fort Worth - NSD Administration	21A		\$6,723.56
			6617538	19-20 CDBG-CV City of Fort Worth - NSD Administration	21A		\$7,051.91
			6617539	19-20 CDBG-CV City of Fort Worth - NSD Administration	21A		\$4,360.37
			6617540	19-20 CDBG-CV City of Fort Worth - NSD Administration	21A		\$1,588.11
			6617542	19-20 CDBG-CV City of Fort Worth - NSD Administration	21A		\$6,543.26
			6617543	19-20 CDBG-CV City of Fort Worth - NSD Administration	21A		\$3,642.47
			6669911	19-20 CDBG-CV City of Fort Worth - NSD Administration	21A		\$3,669.89
			6669912	19-20 CDBG-CV City of Fort Worth - NSD Administration	21A		\$4,207.39
			6669913	19-20 CDBG-CV City of Fort Worth - NSD Administration	21A		\$7,631.15
			6669914	19-20 CDBG-CV City of Fort Worth - NSD Administration	21A		\$5,111.04
			6698172	19-20 CDBG-CV City of Fort Worth - NSD Administration	21A		\$4,470.65
			6698175	19-20 CDBG-CV City of Fort Worth - NSD Administration	21A		\$3,878.27
			6698181	19-20 CDBG-CV City of Fort Worth - NSD Administration	21A		\$3,262.98
			6732384	19-20 CDBG-CV City of Fort Worth - NSD Administration	21A		\$3,416.74
			6732385	19-20 CDBG-CV City of Fort Worth - NSD Administration	21A		\$1,312.83
			6732386	19-20 CDBG-CV City of Fort Worth - NSD Administration	21A		\$2,361.10
			6743787	19-20 CDBG-CV City of Fort Worth - NSD Administration	21A		\$2,557.34
			6743788	19-20 CDBG-CV City of Fort Worth - NSD Administration	21A		\$2,480.08
			6786332	19-20 CDBG-CV City of Fort Worth - NSD Administration	21A		\$10,597.26
			6786333	19-20 CDBG-CV City of Fort Worth - NSD Administration	21A		\$10,967.65
			6786334	19-20 CDBG-CV City of Fort Worth - NSD Administration	21A		\$10,561.54
			6804151	19-20 CDBG-CV City of Fort Worth - NSD Administration	21A		\$5,987.21
			6834591	19-20 CDBG-CV City of Fort Worth - NSD Administration	21A		\$2,893.29
			6834593	19-20 CDBG-CV City of Fort Worth - NSD Administration	21A		\$5,715.60
			6834596	19-20 CDBG-CV City of Fort Worth - NSD Administration	21A		\$14,663.62
			6864792	19-20 CDBG-CV City of Fort Worth - NSD Administration	21A		\$9,057.44
			6864793	19-20 CDBG-CV City of Fort Worth - NSD Administration	21A		\$9,565.94
			6864795	19-20 CDBG-CV City of Fort Worth - NSD Administration	21A		\$6,893.58
			6940520	19-20 CDBG-CV City of Fort Worth - NSD Administration	21A		\$8,423.81
			6940521	19-20 CDBG-CV City of Fort Worth - NSD Administration	21A		\$8,601.07
			6940525	19-20 CDBG-CV City of Fort Worth - NSD Administration	21A		\$5,370.62
			6940526	19-20 CDBG-CV City of Fort Worth - NSD Administration	21A		\$2,076.44
			6940527	19-20 CDBG-CV City of Fort Worth - NSD Administration	21A		\$1,330.99
			6940529	19-20 CDBG-CV City of Fort Worth - NSD Administration	21A		\$3,373.21
			6940530	19-20 CDBG-CV City of Fort Worth - NSD Administration	21A		\$1,114.83
			6964564	19-20 CDBG-CV City of Fort Worth - NSD Administration	21A		\$561.54
			6964566	19-20 CDBG-CV City of Fort Worth - NSD Administration	21A		\$99.10
			6973961	19-20 CDBG-CV City of Fort Worth - NSD Administration	21A		\$346.82
			6973963	19-20 CDBG-CV City of Fort Worth - NSD Administration	21A		\$484.65
			7045080	19-20 CDBG-CV City of Fort Worth - NSD Administration	21A		\$1,840.73
			7080892	19-20 CDBG-CV City of Fort Worth - NSD Administration	21A		\$119.75
2020	1	7573	6482547	2020-2021 CDBG-CV3 City of Fort Worth - NSD Administration	21A		\$3,179.59
			6482548	2020-2021 CDBG-CV3 City of Fort Worth - NSD Administration	21A		\$4,617.49
			6503750	2020-2021 CDBG-CV3 City of Fort Worth - NSD Administration	21A		\$4,839.37
			6503751	2020-2021 CDBG-CV3 City of Fort Worth - NSD Administration	21A		\$3,346.07
			6550498	2020-2021 CDBG-CV3 City of Fort Worth - NSD Administration	21A		\$4,161.98

6550501	2020-2021 CDBG-CV3 City of Fort Worth - NSD Administration	21A	\$2,571.71
6550502	2020-2021 CDBG-CV3 City of Fort Worth - NSD Administration	21A	\$1,324.94
6550503	2020-2021 CDBG-CV3 City of Fort Worth - NSD Administration	21A	\$1,940.04
6567350	2020-2021 CDBG-CV3 City of Fort Worth - NSD Administration	21A	\$20,928.70
6617545	2020-2021 CDBG-CV3 City of Fort Worth - NSD Administration	21A	\$4,543.34
6617546	2020-2021 CDBG-CV3 City of Fort Worth - NSD Administration	21A	\$17,565.43
6617547	2020-2021 CDBG-CV3 City of Fort Worth - NSD Administration	21A	\$7,608.51
6617548	2020-2021 CDBG-CV3 City of Fort Worth - NSD Administration	21A	\$7,790.11
6617549	2020-2021 CDBG-CV3 City of Fort Worth - NSD Administration	21A	\$7,117.87
6669915	2020-2021 CDBG-CV3 City of Fort Worth - NSD Administration	21A	\$8,729.97
6669916	2020-2021 CDBG-CV3 City of Fort Worth - NSD Administration	21A	\$16,371.22
6669918	2020-2021 CDBG-CV3 City of Fort Worth - NSD Administration	21A	\$6,541.29
6669919	2020-2021 CDBG-CV3 City of Fort Worth - NSD Administration	21A	\$37,338.75
6698194	2020-2021 CDBG-CV3 City of Fort Worth - NSD Administration	21A	\$22,518.03
6698198	2020-2021 CDBG-CV3 City of Fort Worth - NSD Administration	21A	\$38,966.80
6698202	2020-2021 CDBG-CV3 City of Fort Worth - NSD Administration	21A	\$21,803.61
6732388	2020-2021 CDBG-CV3 City of Fort Worth - NSD Administration	21A	\$20,711.94
6732389	2020-2021 CDBG-CV3 City of Fort Worth - NSD Administration	21A	\$17,421.78
6732390	2020-2021 CDBG-CV3 City of Fort Worth - NSD Administration	21A	\$16,623.95
6743789	2020-2021 CDBG-CV3 City of Fort Worth - NSD Administration	21A	\$16,579.56
6743790	2020-2021 CDBG-CV3 City of Fort Worth - NSD Administration	21A	\$13,988.18
6786335	2020-2021 CDBG-CV3 City of Fort Worth - NSD Administration	21A	\$16,365.69
6786336	2020-2021 CDBG-CV3 City of Fort Worth - NSD Administration	21A	\$5,823.24
6786337	2020-2021 CDBG-CV3 City of Fort Worth - NSD Administration	21A	\$5,958.93
6804163	2020-2021 CDBG-CV3 City of Fort Worth - NSD Administration	21A	\$7,721.10
6834597	2020-2021 CDBG-CV3 City of Fort Worth - NSD Administration	21A	\$8,120.63
6834598	2020-2021 CDBG-CV3 City of Fort Worth - NSD Administration	21A	\$4,735.33
6834599	2020-2021 CDBG-CV3 City of Fort Worth - NSD Administration	21A	\$11,737.68
6864798	2020-2021 CDBG-CV3 City of Fort Worth - NSD Administration	21A	\$3,141.12
6864799	2020-2021 CDBG-CV3 City of Fort Worth - NSD Administration	21A	\$5,003.65
6864800	2020-2021 CDBG-CV3 City of Fort Worth - NSD Administration	21A	\$4,425.01
6940533	2020-2021 CDBG-CV3 City of Fort Worth - NSD Administration	21A	\$3,056.41
6940535	2020-2021 CDBG-CV3 City of Fort Worth - NSD Administration	21A	\$53,198.82
6940538	2020-2021 CDBG-CV3 City of Fort Worth - NSD Administration	21A	\$3,984.88
6940539	2020-2021 CDBG-CV3 City of Fort Worth - NSD Administration	21A	\$3,070.10
6940540	2020-2021 CDBG-CV3 City of Fort Worth - NSD Administration	21A	\$2,343.62
6940542	2020-2021 CDBG-CV3 City of Fort Worth - NSD Administration	21A	\$2,895.29
6940700	2020-2021 CDBG-CV3 City of Fort Worth - NSD Administration	21A	\$7,143.48
6964567	2020-2021 CDBG-CV3 City of Fort Worth - NSD Administration	21A	\$1,192.43
6964568	2020-2021 CDBG-CV3 City of Fort Worth - NSD Administration	21A	\$1,295.47
6973965	2020-2021 CDBG-CV3 City of Fort Worth - NSD Administration	21A	\$620.67
6973967	2020-2021 CDBG-CV3 City of Fort Worth - NSD Administration	21A	\$937.99
7045071	2020-2021 CDBG-CV3 City of Fort Worth - NSD Administration	21A	\$4,953.18
7080904	2020-2021 CDBG-CV3 City of Fort Worth - NSD Administration	21A	\$838.32
Total			<hr/> <b>\$799,095.31</b>

CITY OF FORT WORTH  
CAPER 24-25 "D and E"

D. RECONCILIATION OF LINE OF CREDIT (LOC) AND CASH BALANCES  
UNEXPENDED BALANCE OF CDBG FUNDS SHOWN ON GPR

Complete the following worksheet and submit with the attachment:

UNEXPENDED BALANCE SHOWN ON GPR 3,146,923.87  
(LINE 13 OF HUD-4949.3) or (LINE 16 OF PR26)

UNEXPENDED BALANCE SHOWN ON GPR 273,643.14  
(LINE 9 OF PR26 CDBG-CV)

RECONCILIATION: (For the items listed below, use amounts  
recorded as of close-of-business on the  
last day of this GPR reporting period.)

ADD:

LOC Balance: #REF!

Cash on Hand:

Grantee Restricted Account -

Program Income Program Accounts

Revolving Fund Cash Balances -

Section 108 Cash Balances -

SUBTRACT:

Grantee CDBG Program Liabilities  
(include any reimbursements due to  
The grantee from program funds) ( \$ (3,424.34) ) \*

Subrecipient CDBG Program Liabilities  
(same instructions as above) ( - ) \*

TOTAL RECONCILING BALANCE: #REF!

UNRECONCILED DIFFERENCE (between Total  
Reconciling Balance and Unexpended  
Balance): (Explain below) #REF! \*\*\*

- \* When grantee or subrecipients operate their programs on a reimbursement basis, any amounts due to the grantees or subrecipients should be included in the Program Liabilities.

\*\*\*

E. CALCULATION OF BALANCE OF UNPROGRAMMED FUNDS

Amount of funds available  
during the reporting period  
(from line 8 of PR26) \$ 21,857,210.78

Add: Income expected but  
not yet realized \*\* -

SUBTOTAL \$ 21,857,210.78

Less: Total budgeted amount  
on HUD-4949.2/2A \$ 20,822,532.92

UNPROGRAMMED BALANCE \$ 1,034,677.86

\*\* This amount should reflect any income considered as a resource in the final statement (and any amendments) for the period covered by this report, as well as that identified in prior final statements (including any amendments), that was expected to be received as of the end of the reporting or Section 108 proceeds not yet received from an approved 108 loan.

**CDBG 2024-2025**  
**UNPROGRAMMED FUNDS AS OF 09-30-25**

<u>CDBG Grant Year</u>	<u>Fund GR76 Project Number</u>	<u>W/P 99 Available Balance</u>	<u>Earmarked/ Substantial Amendments Pending</u>
2019	102361-991999	\$ 14,269.06	Unprogrammed Funds
2019	102361-9919G1	\$ 300,000.00	Veterans - Homes for Heroes (Not funded in IDIS)
2019	102718-991999	\$ 46,036.61	Unprogrammed Funds
2020	103020-991999	\$ 4,514.31	Unprogrammed Funds
2020	103166-991999	\$ 42,892.97	Unprogrammed Funds
2021	103708-A01920	\$ 1,571.24	Bunche Park (Not funded in IDIS)
2023	105148-A01920	\$ 18,428.76	Bunche Park (Not funded in IDIS)
2023	105148-991999	\$ 159,717.27	Unprogrammed Funds
2024	105837-991999	\$ 447,247.64	Unprogrammed Funds
TOTAL		<u>\$ 1,034,677.86</u>	






Source: PeopleSoft Budget to Actual

Prepared by: Josie Hogue 11/20/25



as of 11/19/25

eLOCCS

Program		Award No.	Authorized	Disbursed
Area				
<b>Disaster Recovery Grants</b>				
DRGR		<u>B21MF480004</u>	16,614,000.00	1,347,987.69
DRGR		<u>B22MF480004</u>	10,858,000.00	0
DRGR		<u>B23PH480002</u>	5,000,000.00	0
<b>DRGR Subtotal:</b>			<b>\$32,472,000.00</b>	<b>\$1,347,987.69</b>
<b>Fair Housing Programs</b>				
FAIR		<u>FF206K206002</u>	341,243.35	273,889.29
FAIR		<u>FF206K216002</u>	295,800.00	231,829.91
<b>FAIR Subtotal:</b>			<b>\$637,043.35</b>	<b>\$505,719.20</b>
<b>Fair Housing Assistance Program</b>				
FHAP		<u>FF206K226002</u>	258,380.00	186,699.35
FHAP		<u>FF206K236002</u>	194,800.00	180,800.00
FHAP		<u>FF206K246002</u>	162,400.00	150,400.00
<b>FHAP Subtotal:</b>			<b>\$615,580.00</b>	<b>\$517,899.35</b>
<u>CPD's Integrated Disb &amp; Inf System IDIS Vouchers</u>				
IDIS-CDBG		<u>B19MC4-80010</u>	7,270,678.00	6,956,408.94
IDIS-CDBG		<u>B20MC4-80010</u>	7,410,963.00	7,406,448.69
IDIS-CDBG		<u>B20MW4-80010</u>	9,828,497.00	9,554,853.86
IDIS-CDBG		<u>B21MC4-80010</u>	7,477,274.00	6,836,115.16
IDIS-CDBG		<u>B22MC4-80010</u>	6,946,710.00	6,223,796.05
IDIS-CDBG		<u>B23MC4-80010</u>	6,994,785.00	6,816,638.97
IDIS-CDBG		<u>B24MC4-80010</u>	7,006,875.00	5,724,377.66
IDIS-ESG		<u>E24MC4-80010</u>	614,768.00	614,493.32
IDIS-HOME		<u>M18MC4-80204</u>	2,861,535.00	2,432,153.00
IDIS-HOME		<u>M20MC4-80204</u>	2,895,686.00	2,720,662.78
IDIS-HOME		<u>M21MC4-80204</u>	2,907,320.00	790,732.00
IDIS-HOME		<u>M21MP4-80204</u>	10,552,802.00	10,170,716.83
IDIS-HOME		<u>M22MC4-80204</u>	3,216,685.00	401,292.00
IDIS-HOME		<u>M23MC4-80204</u>	3,271,119.00	424,997.28
IDIS-HOME		<u>M24MC4-80204</u>	2,763,143.59	1,000.00
IDIS-HPWA		<u>TXH23F-002</u>	2,576,174.00	2,564,265.52
IDIS-HPWA		<u>TXH24F-002</u>	2,651,960.00	1,841,505.32
<b>IDIS Subtotal:</b>			<b>\$87,246,974.59</b>	<b>\$71,480,457.38</b>
<b>Lead-Based Paint Abatement</b>				
LBA		<u>TXLHD054324</u>	5,700,000.00	0
<b>Portfolio Totals:</b>			<b>Awards: 26</b>	<b>\$126,671,597.94</b>
				<b>\$73,852,063.62</b>

Payments in Process	Available Balance
0	15,266,012.31
0	10,858,000.00
0	5,000,000.00
<b>\$0.00</b>	<b>\$31,124,012.31</b>
0	67,354.06
0	63,970.09
<b>\$0.00</b>	<b>\$131,324.15</b>
0	71,680.65
0	14,000.00
0	12,000.00
<b>\$0.00</b>	<b>\$97,680.65</b>
0	314,269.06
0	4,514.31
0	273,643.14
0	641,158.84
0	722,913.95
0	178,146.03
0	1,282,497.34
0	274.68
0	429,382.00
0	175,023.22
0	2,116,588.00
0	382,085.17
0	2,815,393.00
0	2,846,121.72
0	2,762,143.59
0	11,908.48
0	810,454.68
<b>\$0.00</b>	<b>\$15,766,517.21</b>
0	5,700,000.00
<b>\$0.00</b>	<b>\$52,819,534.32</b>

# IDIS

Program	Grant Year
CDBG	2024
CDBG	2023
CDBG	2022
CDBG	2021
CDBG	2020
CDBG	2020
CDBG	2019

ERP Revenue Bal.	Variance	Project #
\$ 300,000.00	\$ (14,269.06)	102361
\$ -	\$ (4,514.31)	103020
\$ 273,643.14	\$ -	102718 & 103166
\$ 641,158.84	\$ -	103708
\$ 722,913.95	\$ -	104438
\$ 178,146.03	\$ -	105148
\$ 1,278,162.56	\$ (4,334.78)	105837
<b>\$ 3,394,024.52</b>	<b>\$ (23,118.15)</b>	
<b>\$ 3,417,142.67</b>		

<u>Grant #</u>	<u>Current Authorized Amount</u>	<u>Grant Status</u>	<b>Net Drawn Amount</b>	<b>IDIS Grant Balance</b>	<b>Action</b>
B-24-MC-48-0010	\$7,006,875.00	Active	\$5,724,377.66	\$1,282,497.34	<a href="#">View</a>
B-23-MC-48-0010	\$6,994,785.00	Active	\$6,816,638.97	\$178,146.03	<a href="#">View</a>
B-22-MC-48-0010	\$6,946,710.00	Active	\$6,223,796.05	\$722,913.95	<a href="#">View</a>
B-21-MC-48-0010	\$7,477,274.00	Active	\$6,836,115.16	\$641,158.84	<a href="#">View</a>
B-20-MW-48-0010	\$9,828,497.00	Active	\$9,554,853.86	\$273,643.14	<a href="#">View</a>
B-20-MC-48-0010	\$7,410,963.00	Active	\$7,406,448.69	\$4,514.31	<a href="#">View</a>
B-19-MC-48-0010	\$7,270,678.00	Active	\$6,956,408.94	\$314,269.06	<a href="#">View</a>
<b>Balance</b>	\$52,935,782.00		\$49,518,639.33	\$3,417,142.67	

<b>Notes</b>	<b>Y Flag</b>	<b>as of 9/30/25 LOCCS Balance</b>
Variance PI		\$ 314,269.06
Variance PI		\$ 4,514.31
COVID grants		\$ 273,643.14
	#REF!	#REF!
	#REF!	#REF!
		\$ 178,146.03
Variance PI	#REF!	#REF!
	#REF!	#REF!

**Details for Sum of Drawn Amount - PY: Y, Program: CDBG (+)**

Voucher Number	Line Item	IDIS Project ID	IDIS Act ID	Voucher Created
7011572	2	3	7888	4/3/2025 18:33
6985060	1	3	7532	1/27/2025 21:09
7006009	1	3	7532	3/18/2025 13:58
7006013	1	3	7532	3/18/2025 14:02
7011572	3	3	7888	4/3/2025 18:33
7080964	1	11	7861	10/30/2025 15:36
7080917	1	11	7861	10/30/2025 14:47
7080911	1	11	7861	10/30/2025 14:43
7045077	1	11	7861	7/14/2025 13:27
7043081	1	3	7886	7/7/2025 15:16
7039375	1	11	7861	6/25/2025 10:25
7039357	1	11	7861	6/25/2025 10:06
7026604	1	3	7886	5/16/2025 10:08
7026603	1	3	7886	5/16/2025 10:07
7026601	1	3	7886	5/16/2025 10:06
7011572	4	3	7888	4/3/2025 18:33
7080977	1	3	7955	10/30/2025 15:52
7080895	1	2	7704	10/30/2025 14:26
6973970	1	3	7792	12/19/2024 10:15
6973971	1	3	7792	12/19/2024 10:16
6975793	1	3	7793	12/26/2024 16:01
6975794	1	3	7793	12/26/2024 16:02
6975795	1	3	7792	12/26/2024 16:03
6985061	1	2	7790	1/27/2025 21:10
6985062	1	3	7792	1/27/2025 21:11
6985063	1	2	7791	1/27/2025 21:12
6985064	1	3	7793	1/27/2025 21:13
6988156	1	3	7793	1/28/2025 16:52
7033418	1	3	7793	6/9/2025 9:55
7033417	1	3	7793	6/9/2025 9:53
7021497	1	3	7793	4/30/2025 18:33
7016447	1	3	7792	4/17/2025 14:11
7016445	1	3	7792	4/17/2025 14:10
7006024	1	3	7793	3/18/2025 14:13
7011572	5	3	7888	4/3/2025 18:33
7081067	1	1	7882	10/31/2025 8:31
7080558	1	2	7885	10/29/2025 17:37
7080555	1	1	7879	10/29/2025 17:29
7080553	1	2	7884	10/29/2025 17:26
7080552	1	1	7880	10/29/2025 17:25
7080551	1	1	7883	10/29/2025 17:23
7080550	1	1	7881	10/29/2025 17:20
7080494	1	3	7887	10/29/2025 15:52
7080267	1	5	7892	10/29/2025 10:59
7080266	1	5	7892	10/29/2025 10:57
7080262	1	5	7892	10/29/2025 10:55
7080252	1	7	7901	10/29/2025 10:49
7080142	1	7	7901	10/28/2025 17:56
7080139	1	7	7901	10/28/2025 17:53
7080137	1	6	7895	10/28/2025 17:50
7080133	1	7	7900	10/28/2025 17:48
7080130	1	5	7893	10/28/2025 17:44

7080127	1	5	7894	10/28/2025 17:41
7080123	1	7	7899	10/28/2025 17:37
7080117	1	7	7898	10/28/2025 17:33
7080115	1	7	7898	10/28/2025 17:29
7080110	1	7	7898	10/28/2025 17:25
7080108	1	5	7891	10/28/2025 17:23
7080106	1	9	7904	10/28/2025 17:20
7080102	1	7	7897	10/28/2025 17:14
7080098	1	7	7897	10/28/2025 17:08
7080097	1	5	7890	10/28/2025 17:04
7080096	1	5	7890	10/28/2025 17:02
7080094	1	5	7890	10/28/2025 17:00
7080093	1	5	7890	10/28/2025 16:58
7080092	1	5	7890	10/28/2025 16:56
7080089	1	5	7890	10/28/2025 16:51
7080088	1	5	7890	10/28/2025 16:49
7080086	1	5	7890	10/28/2025 16:47
7080084	1	3	7886	10/28/2025 16:45
7080081	1	3	7886	10/28/2025 16:44
7080075	1	4	7889	10/28/2025 16:29
7080073	1	4	7889	10/28/2025 16:27
7074811	1	1	7883	10/13/2025 9:53
7074753	1	1	7880	10/10/2025 18:03
7073896	1	3	7887	10/8/2025 12:34
7073395	1	5	7890	10/7/2025 11:07
7073392	1	5	7890	10/7/2025 11:06
7073390	1	5	7890	10/7/2025 11:04
7073386	1	5	7890	10/7/2025 11:01
7073384	1	9	7904	10/7/2025 10:51
7073380	1	5	7891	10/7/2025 10:50
7073379	1	7	7899	10/7/2025 10:48
7073377	1	7	7900	10/7/2025 10:45
7073373	1	6	7895	10/7/2025 10:42
7073370	1	5	7894	10/7/2025 10:40
7073366	1	5	7893	10/7/2025 10:34
7073364	1	1	7879	10/7/2025 10:31
7073362	1	1	7879	10/7/2025 10:26
7073347	1	1	7880	10/7/2025 10:07
7073336	1	1	7881	10/7/2025 9:59
7073334	1	1	7881	10/7/2025 9:55
7073330	1	1	7882	10/7/2025 9:52
7073320	1	1	7882	10/7/2025 9:46
7073248	1	2	7884	10/6/2025 17:53
7073245	1	2	7884	10/6/2025 17:49
7073244	1	5	7894	10/6/2025 17:47
7073243	1	5	7890	10/6/2025 17:44
7073240	1	1	7883	10/6/2025 17:42
7073237	1	2	7885	10/6/2025 17:36
7073234	1	2	7885	10/6/2025 17:29
7073232	1	3	7886	10/6/2025 17:23
7071290	1	3	7887	9/30/2025 18:14
7071287	1	3	7887	9/30/2025 18:12
7066648	1	4	7889	9/17/2025 17:08
7066644	1	6	7895	9/17/2025 17:04
7066643	1	4	7889	9/17/2025 17:01

7066642	1	9	7904	9/17/2025 17:00
7066641	1	5	7891	9/17/2025 16:59
7066638	1	7	7899	9/17/2025 16:53
7066637	1	7	7900	9/17/2025 16:52
7066636	1	5	7893	9/17/2025 16:50
7066346	1	6	7895	9/17/2025 10:29
7066336	7	7	7897	9/17/2025 10:18
7061071	1	7	7897	8/28/2025 11:03
7061070	1	7	7897	8/28/2025 11:01
7061065	1	7	7897	8/28/2025 10:56
7055207	3	2	7885	8/12/2025 12:03
7055201	3	2	7885	8/12/2025 12:04
7055198	3	2	7885	8/12/2025 12:05
7055196	1	1	7883	8/11/2025 15:50
7055195	1	1	7883	8/11/2025 15:48
7055193	1	1	7883	8/11/2025 15:46
7055188	1	2	7884	8/11/2025 15:43
7055184	1	2	7884	8/11/2025 15:41
7055183	1	2	7884	8/11/2025 15:39
7055180	1	1	7882	8/11/2025 15:38
7055178	1	1	7882	8/11/2025 15:36
7055166	1	1	7882	8/11/2025 15:28
7055163	1	1	7881	8/11/2025 15:26
7055156	1	1	7881	8/11/2025 15:23
7055155	1	1	7881	8/11/2025 15:21
7055154	1	1	7880	8/11/2025 15:20
7055152	1	1	7880	8/11/2025 15:18
7055149	1	1	7880	8/11/2025 15:16
7055147	1	1	7879	8/11/2025 15:13
7055145	1	1	7879	8/11/2025 15:12
7055140	1	1	7879	8/11/2025 15:10
7055055	1	3	7887	8/11/2025 13:18
7055053	1	3	7887	8/11/2025 13:16
7055001	1	7	7900	8/11/2025 11:45
7054996	3	7	7898	8/11/2025 11:40
7054996	2	7	7899	8/11/2025 11:40
7054996	1	7	7900	8/11/2025 11:40
7054992	1	5	7894	8/11/2025 11:36
7051701	1	6	7895	7/30/2025 18:54
7051698	3	5	7893	7/30/2025 18:50
7051698	2	9	7904	7/30/2025 18:50
7051698	1	6	7895	7/30/2025 18:50
7051696	1	7	7900	7/30/2025 18:47
7051695	1	7	7899	7/30/2025 18:46
7051694	1	7	7898	7/30/2025 18:44
7051692	1	7	7898	7/30/2025 18:40
7051691	1	5	7891	7/30/2025 18:36
7051689	1	5	7892	7/30/2025 18:34
7051687	1	5	7891	7/30/2025 18:31
7051685	1	5	7892	7/30/2025 18:30
7051684	1	3	7886	7/30/2025 18:27
7051683	1	3	7886	7/30/2025 18:24
7042843	1	3	7886	7/7/2025 10:00
7042841	1	5	7892	7/7/2025 9:58
7042723	1	5	7892	7/3/2025 17:42

7042722	1	7	7899	7/3/2025 17:40
7042720	1	7	7899	7/3/2025 17:36
7042719	1	5	7891	7/3/2025 17:32
7042716	1	9	7904	7/3/2025 17:20
7042715	1	9	7904	7/3/2025 17:18
7042714	1	9	7904	7/3/2025 17:16
7042713	1	9	7904	7/3/2025 17:13
7033573	1	2	7885	6/9/2025 12:07
7033567	1	2	7885	6/9/2025 12:03
7033556	1	2	7885	6/9/2025 11:58
7033553	2	3	7887	6/9/2025 11:52
7033553	1	3	7887	6/9/2025 11:52
7033540	1	1	7883	6/9/2025 11:39
7033536	1	1	7883	6/9/2025 11:36
7033532	1	1	7883	6/9/2025 11:33
7033530	1	2	7884	6/9/2025 11:30
7033527	1	2	7884	6/9/2025 11:28
7033525	1	2	7884	6/9/2025 11:25
7033522	1	1	7882	6/9/2025 11:22
6995382	1	1	7879	2/18/2025 17:35
6995383	1	1	7879	2/18/2025 17:36
6995384	1	1	7879	2/18/2025 17:36
6995385	1	1	7880	2/18/2025 17:37
6995386	1	1	7880	2/18/2025 17:38
6995387	1	1	7880	2/18/2025 17:39
6995388	1	1	7881	2/18/2025 17:40
6995389	1	1	7881	2/18/2025 17:41
6995390	1	1	7881	2/18/2025 17:42
6995391	1	1	7882	2/18/2025 17:43
6995392	1	1	7882	2/18/2025 17:44
6995393	1	1	7882	2/18/2025 17:44
6995394	1	2	7884	2/18/2025 17:45
6995396	1	2	7884	2/18/2025 17:47
6995397	1	1	7883	2/18/2025 17:48
6995398	1	1	7883	2/18/2025 17:49
6995401	1	1	7883	2/18/2025 17:50
6995403	1	2	7885	2/18/2025 17:51
6995405	1	2	7885	2/18/2025 17:52
6995407	1	2	7885	2/18/2025 17:53
7033520	1	1	7882	6/9/2025 11:19
7033515	1	1	7882	6/9/2025 11:17
7033512	1	1	7881	6/9/2025 11:15
7033507	1	1	7881	6/9/2025 11:12
7033505	1	1	7881	6/9/2025 11:10
7033500	1	1	7880	6/9/2025 11:07
7033483	1	1	7880	6/9/2025 10:47
6997540	1	7	7901	2/24/2025 17:28
6997541	1	4	7889	2/24/2025 17:30
6997544	1	7	7897	2/24/2025 17:31
6997545	1	7	7897	2/24/2025 17:33
6997547	1	9	7904	2/24/2025 17:34
6997549	1	9	7904	2/24/2025 17:36
6997552	1	9	7904	2/24/2025 17:37
6997558	1	7	7898	2/24/2025 17:41
6997559	1	7	7899	2/24/2025 17:43

6997560	1	7	7899	2/24/2025 17:45
6997561	1	5	7891	2/24/2025 17:47
6997562	1	7	7897	2/24/2025 17:48
6997583	1	2	7884	2/24/2025 19:07
7033464	1	1	7880	6/9/2025 10:33
7033458	1	1	7879	6/9/2025 10:30
7033455	1	1	7879	6/9/2025 10:28
7033450	1	1	7879	6/9/2025 10:25
7033425	1	3	7887	6/9/2025 10:02
6998035	1	7	7898	2/25/2025 16:51
7026849	1	7	7897	5/16/2025 14:53
7000438	1	4	7889	3/4/2025 18:48
7000439	1	4	7889	3/4/2025 18:49
7000440	1	7	7898	3/4/2025 18:50
7000441	1	7	7899	3/4/2025 18:51
7000442	1	5	7892	3/4/2025 18:54
7000443	1	5	7892	3/4/2025 18:55
7025049	1	7	7901	5/12/2025 17:53
7025048	1	7	7901	5/12/2025 17:52
7025046	1	5	7893	5/12/2025 17:51
7025045	1	6	7895	5/12/2025 17:50
7025043	1	6	7895	5/12/2025 17:47
7025042	1	7	7900	5/12/2025 17:46
7025041	1	7	7898	5/12/2025 17:44
7025040	1	7	7898	5/12/2025 17:41
7025039	1	5	7891	5/12/2025 17:41
7025038	1	7	7897	5/12/2025 17:40
7021500	1	3	7887	4/30/2025 18:37
7013069	1	5	7891	4/8/2025 15:26
7012913	1	7	7900	4/8/2025 12:49
7012911	1	5	7892	4/8/2025 12:48
7012758	1	7	7901	4/8/2025 10:23
7012757	1	6	7895	4/8/2025 10:22
7012752	1	6	7895	4/8/2025 10:20
7012751	1	7	7900	4/8/2025 10:19
7012747	1	7	7900	4/8/2025 10:17
7012746	1	7	7900	4/8/2025 10:16
7012742	1	7	7899	4/8/2025 10:13
7006027	1	3	7887	3/18/2025 14:15
7012740	1	5	7891	4/8/2025 10:10
7007632	1	7	7897	3/24/2025 11:59
7007633	1	9	7905	3/24/2025 12:00
7007638	1	9	7905	3/24/2025 12:04
7007640	1	9	7905	3/24/2025 12:06
7007642	1	9	7904	3/24/2025 12:08
7007644	1	5	7891	3/24/2025 12:09
7007645	1	5	7891	3/24/2025 12:10
7007651	1	7	7898	3/24/2025 12:15
7007663	1	7	7899	3/24/2025 12:22
7007666	1	7	7900	3/24/2025 12:24
7007668	1	6	7895	3/24/2025 12:25
7007690	1	6	7895	3/24/2025 12:39
7007697	1	5	7892	3/24/2025 12:46
7007701	1	5	7892	3/24/2025 12:48
7007707	1	7	7901	3/24/2025 12:51



7007708	1	7	7901	3/24/2025 12:53
7012733	1	9	7905	4/8/2025 10:06
7012731	1	4	7889	4/8/2025 10:04
7011572	6	3	7888	4/3/2025 18:33
7011572	1	3	7888	4/3/2025 18:33



[illegible]

[illegible]

[illegible]



[illegible]

Completed	3/27/2025 3:01	3/26/2025 22:05	B24MC480010	EN
Completed	4/9/2025 3:01	4/8/2025 22:05	B24MC480010	EN
Completed	4/9/2025 3:01	4/8/2025 22:05	B24MC480010	EN
Completed	4/4/2025 22:05	4/4/2025 22:05	B24MC480010	EN
Completed	4/4/2025 22:05	4/4/2025 22:05	B24MC480010	PI

[illegible]



[illegible]

[illegible]

[illegible]

[illegible]

2024 EN	756000528	756000528	CDBG
2024 EN	756000528	756000528	CDBG
2024 EN	756000528	756000528	CDBG
2024 EN	756000528	756000528	CDBG
2024 PI	756000528	756000528	CDBG

Drawn Amount	2
624334.81	
43270.74	
18300.94	
38983.34	
354199.85	
250396.26	
17253.9	
1476.87	
4779.69	
15253.86	
2658.98	
15240	
17933.96	
8459.96	
3352.22	
135952.85	
7701.75	
37.99	
28978.29	
137466.37	
47312.58	
24556.33	
18392.62	
3303.28	
42250.7	
39790.37	
18862.7	
149307.96	
11370.43	
14694	
31038.73	
8400.65	
16229.56	
7845	
636610	
4536.51	
72211.2	
24044.41	
17525.17	
18388.19	
15122.19	
35028.84	
372417.25	
4905.11	
6529.63	
4509.21	
4298.62	
9978.39	
7619.45	
6809.57	
5882.85	
7397.9	

2083.33
9334.91
1687.84
3477.14
5087.79
4041.66
3215.06
12615.88
34244.48
6178.71
5897.86
6178.71
8741.78
7981.63
1640.82
8317.83
6179.27
113050.51
16476.79
3137.27
4999.87
10987.63
17556.79
56398.58
5898.4
5617.01
6459.56
6460.15
5242.86
5197.52
14483.38
8326.27
6962.39
2083.33
8872.07
25666.36
24045.06
16647.87
31043.21
24465.86
7633.67
28073.1
18069.4
16257.14
2083.33
6179.27
16476.19
101667.69
81676.75
16058.06
159876.35
4334.78
7640.74
10716.1
4135.87

9771.78
5211.52
8254.76
8966.77
4733.68
9638.35
41362.93
32654.21
16938.87
16925.48
76023.99
81567.42
83492.68
10922.81
13534.06
8706.86
14016.47
15206.97
14217.42
31780.81
6502.82
5938.97
21020.95
14945.37
30372.49
20390.35
20247.4
22966.53
25755.09
21409.59
27629.23
97547.83
155968.9
8942.06
7535.78
7573.22
9052.71
2083.33
6470.39
850
6066.3
6574.24
8686.84
8714.03
7607.02
7367.59
5442.66
4475.21
4391.35
4841.56
187837.46
14019.96
10830.89
4108.85
4659.94



4648.67
4132.49
4588.44
6315.96
6767.1
6863.46
7056.18
83209.88
73780.95
82896.64
131127.58
9994.68
6210.02
7766.09
15650.78
12597.59
11743.7
11142.38
8681.04
20858.79
22698.7
26251.37
17643.64
19531.17
20729.98
28016.06
24777.61
22781.91
7164.4
7193.82
9104.7
7691.54
15772.34
27589.7
15863.62
22304.89
34316.99
76979.76
76587.41
8462.46
11798.51
25089.56
26924.21
32741.27
23860.96
15649.79
1447.12
7236
7745.72
9475.6
5619.74
5549.55
6014.57
4274.51
1606.1

7328.7
5245.59
8585.36
11722.53
20161.84
33870.45
26076.28
26652.78
423833.24
3908.51
16711.95
13079
4275
2844
4454.57
2909.61
4461.64
8252.53
5818.7
3146.35
6711.97
6473.6
8301.89
4434.35
4377.06
4995.23
16620.23
199032.47
5128.5
8402.39
4461.64
4589.76
7456.49
8065.45
8303.4
8326.25
8236.95
3657.24
61877.81
5262.23
16119.29
2044.92
3039.3
3611.01
6517.44
5247.62
5247.68
2557.27
2329.29
8571.62
7554
8159.36
4461.64
6532.06
3682.06

4313.37
2808.96
9038.87
478469
937819.34

PY	(Multiple Items)
Program	HOPWA

Row Labels	Sum of Drawn Amount
TXH22F002	193,194.45
TXH23F002	1,373,817.66
TXH24F002	1,841,505.32
<b>Grand Total</b>	<b>3,408,517.43</b>

PY	Y
Program	HOPWA

Row Labels	Sum of Drawn Amount
<b>Grand Total</b>	

PY	(blank)
Program	HOPWA

Row Labels	Sum of Drawn Amount
TXH22F002	193,194.45
TXH23F002	1,373,817.66
TXH24F002	1,841,505.32
<b>Grand Total</b>	<b>3,408,517.43</b>

PR07 - Drawdown Report by Voucher Number - Vouchers Submitted to Loccs

Voucher Number	Line Item	IDIS Project ID	IDIS Act ID	Voucher Created	Voucher Status
6949659	1	3	7793	10/7/2024	Completed
6949668	1	3	7532	10/7/2024	Completed
6950194	1	3	7532	10/8/2024	Completed
6950422	1	7	7840	10/9/2024	Completed
6954332	1	1	7694	10/21/2024	Completed
6954338	1	1	7729	10/21/2024	Completed
6954339	1	1	7729	10/21/2024	Completed
6954342	1	7	7773	10/21/2024	Completed
6954344	1	7	7772	10/21/2024	Completed
6954346	1	7	7871	10/21/2024	Completed
6954352	1	13	7814	10/21/2024	Completed
6954354	1	13	7814	10/21/2024	Completed
6954357	1	13	7814	10/21/2024	Completed
6954358	1	13	7813	10/21/2024	Completed
6954359	1	13	7813	10/21/2024	Completed
6954360	1	13	7813	10/21/2024	Completed
6954361	1	13	7813	10/21/2024	Completed
6954362	1	19	7856	10/21/2024	Completed
6954363	1	12	7843	10/21/2024	Completed
6954367	1	7	7688	10/21/2024	Completed
6954830	1	5	7795	10/22/2024	Completed
6954831	1	5	7795	10/22/2024	Completed
6954832	1	6	7796	10/22/2024	Completed
6954833	1	6	7796	10/22/2024	Completed
6954834	1	8	7802	10/22/2024	Completed
6954835	1	8	7802	10/22/2024	Completed
6954836	1	10	7809	10/22/2024	Completed
6954837	1	8	7804	10/22/2024	Completed
6954838	1	8	7804	10/22/2024	Completed
6954839	1	8	7805	10/22/2024	Completed
6954840	1	6	7797	10/22/2024	Completed
6954841	1	10	7810	10/22/2024	Completed
6954842	1	6	7798	10/22/2024	Completed
6954843	1	9	7808	10/22/2024	Completed
6954844	1	9	7808	10/22/2024	Completed
6954845	1	10	7810	10/22/2024	Completed
6954846	1	7	7800	10/22/2024	Completed
6954847	1	7	7800	10/22/2024	Completed
6954848	1	8	7803	10/22/2024	Completed
6957511	1	7	7874	10/30/2024	Completed
6957662	1	7	7872	10/31/2024	Completed
6957662	2	7	7872	10/31/2024	Completed
6957662	3	7	7872	10/31/2024	Completed
6957666	1	7	7868	10/31/2024	Completed
6957896	1	8	7801	10/31/2024	Completed
6957897	1	8	7801	10/31/2024	Completed
6957898	1	8	7802	10/31/2024	Completed
6957899	1	6	7797	10/31/2024	Completed
6957900	1	8	7803	10/31/2024	Completed
6957902	1	6	7798	10/31/2024	Completed
6959525	1	1	7785	11/6/2024	Completed
6959530	1	1	7785	11/6/2024	Completed

6959531	1	1	7785	11/6/2024	Completed
6959533	1	1	7786	11/6/2024	Completed
6959534	1	1	7786	11/6/2024	Completed
6959535	1	1	7786	11/6/2024	Completed
6959537	1	1	7787	11/6/2024	Completed
6959539	1	1	7787	11/6/2024	Completed
6959542	1	1	7787	11/6/2024	Completed
6959544	1	1	7788	11/6/2024	Completed
6959547	1	1	7788	11/6/2024	Completed
6959550	1	1	7788	11/6/2024	Completed
6959552	1	2	7790	11/6/2024	Completed
6959568	1	2	7790	11/6/2024	Completed
6959569	1	2	7790	11/6/2024	Completed
6959570	1	1	7789	11/6/2024	Completed
6959572	1	1	7789	11/6/2024	Completed
6959573	1	1	7789	11/6/2024	Completed
6959574	1	2	7791	11/6/2024	Completed
6959575	1	2	7791	11/6/2024	Completed
6959580	1	2	7791	11/6/2024	Completed
6960843	1	3	7531	11/8/2024	Completed
6960846	1	3	7793	11/8/2024	Completed
6962871	1	7	7873	11/15/2024	Completed
6964564	1	25	7492	11/20/2024	Completed
6964566	1	25	7492	11/20/2024	Completed
6964567	1	1	7573	11/20/2024	Completed
6964568	1	1	7573	11/20/2024	Completed
6964569	1	3	7532	11/20/2024	Completed
6964571	1	3	7532	11/20/2024	Completed
6964572	1	12	7843	11/20/2024	Completed
6964573	1	19	7856	11/20/2024	Completed
6964575	1	18	7478	11/20/2024	Completed
6964576	1	18	7478	11/20/2024	Completed
6964577	1	18	7478	11/20/2024	Completed
6965975	1	1	7785	11/25/2024	Completed
6966035	1	1	7786	11/25/2024	Completed
6966044	1	1	7788	11/25/2024	Completed
6966046	1	2	7790	11/25/2024	Completed
6966050	1	2	7791	11/25/2024	Completed
6966098	1	11	7750	11/25/2024	Completed
6966098	2	11	7750	11/25/2024	Completed
6970092	1	7	7876	12/10/2024	Completed
6970094	1	7	7870	12/10/2024	Completed
6970832	1	7	7878	12/11/2024	Completed
6970833	1	7	7877	12/11/2024	Completed
6970833	2	7	7877	12/11/2024	Completed
6970834	1	7	7869	12/11/2024	Completed
6970835	1	7	7866	12/11/2024	Completed
6973961	1	25	7492	12/19/2024	Completed
6973963	1	25	7492	12/19/2024	Completed
6973965	1	1	7573	12/19/2024	Completed
6973967	1	1	7573	12/19/2024	Completed
6973970	1	3	7792	12/19/2024	Completed
6973971	1	3	7792	12/19/2024	Completed
6975793	1	3	7793	12/26/2024	Completed
6975794	1	3	7793	12/26/2024	Completed

6975795	1	3	7792	12/26/2024	Completed
6976706	1	7	7926	12/31/2024	Completed
6978915	1	7	7875	1/9/2025	Completed
6978973	1	1	7694	1/9/2025	Completed
6978975	1	1	7729	1/9/2025	Completed
6978977	1	1	7694	1/9/2025	Completed
6978978	1	1	7729	1/9/2025	Completed
6983199	1	7	7774	1/22/2025	Completed
6983200	1	17	7735	1/22/2025	Completed
6983201	1	15	7867	1/22/2025	Completed
6983202	1	15	7867	1/22/2025	Completed
6983203	1	15	7737	1/22/2025	Completed
6983204	1	15	7738	1/22/2025	Completed
6983205	1	15	7739	1/22/2025	Completed
6983206	1	15	7737	1/22/2025	Completed
6983207	1	15	7867	1/22/2025	Completed
6983208	1	15	7737	1/22/2025	Completed
6983210	1	15	7867	1/22/2025	Completed
6985060	1	3	7532	1/27/2025	Completed
6985061	1	2	7790	1/27/2025	Completed
6985062	1	3	7792	1/27/2025	Completed
6985063	1	2	7791	1/27/2025	Completed
6985064	1	3	7793	1/27/2025	Completed
6988156	1	3	7793	1/28/2025	Completed
6988176	1	15	7867	1/28/2025	Completed
6988232	1	17	7817	1/28/2025	Completed
6988249	1	17	7817	1/28/2025	Completed
6988260	1	17	7817	1/28/2025	Completed
6988267	1	17	7817	1/28/2025	Completed
6988273	1	17	7817	1/28/2025	Completed
6988284	1	15	7821	1/28/2025	Completed
6988296	1	15	7822	1/28/2025	Completed
6988350	1	16	7825	1/28/2025	Completed
6988359	1	16	7826	1/28/2025	Completed
6988366	1	16	7827	1/28/2025	Completed
6988379	1	16	7824	1/28/2025	Completed
6988386	1	16	7824	1/28/2025	Completed
6988390	1	16	7825	1/28/2025	Completed
6988454	1	16	7826	1/28/2025	Revised
6988454	2	16	7826	7/21/2025	Revised
6988454	3	16	7825	7/21/2025	Completed
6988454	4	16	7826	7/21/2025	Completed
6988454	5	16	7825	7/21/2025	Completed
6988526	1	16	7827	1/28/2025	Completed
6988529	1	15	7821	1/28/2025	Completed
6988530	1	15	7822	1/28/2025	Completed
6988531	1	15	7823	1/28/2025	Completed
6990578	1	17	7735	2/3/2025	Completed
6991094	1	7	7849	2/4/2025	Completed
6991095	1	7	7849	2/4/2025	Completed
6991096	1	1	7729	2/4/2025	Completed
6993663	1	7	7927	2/12/2025	Completed
6993663	2	7	7927	2/12/2025	Completed
6993663	3	7	7927	2/12/2025	Completed
6993664	1	7	7927	2/12/2025	Completed

6993667	1	1	7694	2/12/2025	Completed
6993668	1	1	7729	2/12/2025	Completed
6993672	1	1	7729	2/12/2025	Completed
6995376	1	7	7928	2/18/2025	Completed
6995382	1	1	7879	2/18/2025	Completed
6995383	1	1	7879	2/18/2025	Completed
6995384	1	1	7879	2/18/2025	Completed
6995385	1	1	7880	2/18/2025	Completed
6995386	1	1	7880	2/18/2025	Completed
6995387	1	1	7880	2/18/2025	Completed
6995388	1	1	7881	2/18/2025	Completed
6995389	1	1	7881	2/18/2025	Completed
6995390	1	1	7881	2/18/2025	Completed
6995391	1	1	7882	2/18/2025	Completed
6995392	1	1	7882	2/18/2025	Completed
6995393	1	1	7882	2/18/2025	Completed
6995394	1	2	7884	2/18/2025	Completed
6995396	1	2	7884	2/18/2025	Completed
6995397	1	1	7883	2/18/2025	Completed
6995398	1	1	7883	2/18/2025	Completed
6995401	1	1	7883	2/18/2025	Completed
6995403	1	2	7885	2/18/2025	Completed
6995405	1	2	7885	2/18/2025	Completed
6995407	1	2	7885	2/18/2025	Completed
6997521	1	18	7478	2/24/2025	Completed
6997522	1	18	7478	2/24/2025	Completed
6997527	1	12	7843	2/24/2025	Completed
6997529	1	12	7843	2/24/2025	Completed
6997532	1	19	7856	2/24/2025	Completed
6997534	1	19	7856	2/24/2025	Completed
6997538	1	19	7856	2/24/2025	Completed
6997540	1	7	7901	2/24/2025	Completed
6997541	1	4	7889	2/24/2025	Completed
6997544	1	7	7897	2/24/2025	Completed
6997545	1	7	7897	2/24/2025	Completed
6997547	1	9	7904	2/24/2025	Completed
6997549	1	9	7904	2/24/2025	Completed
6997552	1	9	7904	2/24/2025	Completed
6997558	1	7	7898	2/24/2025	Completed
6997559	1	7	7899	2/24/2025	Completed
6997560	1	7	7899	2/24/2025	Completed
6997561	1	5	7891	2/24/2025	Completed
6997562	1	7	7897	2/24/2025	Completed
6997583	1	2	7884	2/24/2025	Completed
6997587	1	17	7817	2/24/2025	Completed
6997588	1	17	7819	2/24/2025	Completed
6997593	1	13	7815	2/24/2025	Completed
6997594	1	13	7813	2/24/2025	Completed
6997595	1	13	7815	2/24/2025	Completed
6997596	1	13	7814	2/24/2025	Completed
6998035	1	7	7898	2/25/2025	Completed
6998135	1	12	7843	2/26/2025	Completed
6998627	1	13	7815	2/26/2025	Completed
6998628	1	13	7815	2/26/2025	Completed
6998629	1	7	7840	2/26/2025	Completed



6998630	1	7	7930	2/26/2025	Completed
7000438	1	4	7889	3/4/2025	Completed
7000439	1	4	7889	3/4/2025	Completed
7000440	1	7	7898	3/4/2025	Completed
7000441	1	7	7899	3/4/2025	Completed
7000442	1	5	7892	3/4/2025	Completed
7000443	1	5	7892	3/4/2025	Completed
7000445	1	15	7820	3/4/2025	Completed
7000447	1	15	7820	3/4/2025	Completed
7000448	1	15	7821	3/4/2025	Completed
7000449	1	15	7822	3/4/2025	Completed
7000450	1	15	7823	3/4/2025	Completed
7000451	1	15	7820	3/4/2025	Completed
7000452	1	15	7821	3/4/2025	Completed
7000453	1	15	7822	3/4/2025	Completed
7000454	1	15	7823	3/4/2025	Completed
7000456	1	13	7918	3/4/2025	Completed
7000458	1	13	7919	3/4/2025	Completed
7000459	1	13	7920	3/4/2025	Completed
7000460	1	13	7922	3/4/2025	Completed
7000461	1	13	7918	3/4/2025	Completed
7000462	1	13	7919	3/4/2025	Completed
7000463	1	13	7920	3/4/2025	Completed
7000467	1	10	7910	3/4/2025	Completed
7000468	1	10	7910	3/4/2025	Completed
7000469	1	10	7910	3/4/2025	Completed
7000470	1	10	7910	3/4/2025	Completed
7000473	1	10	7910	3/4/2025	Completed
7000474	1	10	7910	3/4/2025	Completed
7000933	1	13	7922	3/5/2025	Completed
7004841	1	7	7931	3/14/2025	Completed
7006009	1	3	7532	3/18/2025	Completed
7006013	1	3	7532	3/18/2025	Completed
7006024	1	3	7793	3/18/2025	Completed
7006027	1	3	7887	3/18/2025	Completed
7007628	1	19	7856	3/24/2025	Completed
7007632	1	7	7897	3/24/2025	Completed
7007633	1	9	7905	3/24/2025	Completed
7007638	1	9	7905	3/24/2025	Completed
7007640	1	9	7905	3/24/2025	Completed
7007642	1	9	7904	3/24/2025	Completed
7007644	1	5	7891	3/24/2025	Completed
7007645	1	5	7891	3/24/2025	Completed
7007651	1	7	7898	3/24/2025	Completed
7007663	1	7	7899	3/24/2025	Completed
7007666	1	7	7900	3/24/2025	Completed
7007668	1	6	7895	3/24/2025	Completed
7007690	1	6	7895	3/24/2025	Completed
7007697	1	5	7892	3/24/2025	Completed
7007701	1	5	7892	3/24/2025	Completed
7007707	1	7	7901	3/24/2025	Completed
7007708	1	7	7901	3/24/2025	Completed
7007711	1	18	7478	3/24/2025	Completed
7007719	1	18	7478	3/24/2025	Completed
7007728	1	12	7843	3/24/2025	Completed

7007934	1	7	7935	3/24/2025	Completed
7007948	1	13	7918	3/24/2025	Completed
7007950	1	13	7919	3/24/2025	Completed
7007952	1	13	7920	3/24/2025	Completed
7007954	1	13	7922	3/24/2025	Completed
7007955	1	17	7817	3/24/2025	Completed
7007957	1	10	7910	3/24/2025	Completed
7007959	1	10	7910	3/24/2025	Completed
7007962	1	10	7910	3/24/2025	Completed
7007966	1	10	7910	3/24/2025	Completed
7007971	1	10	7910	3/24/2025	Completed
7009480	1	1	7729	3/27/2025	Completed
7009481	1	1	7694	3/27/2025	Completed
7009482	1	7	7929	3/27/2025	Completed
7009486	1	7	7932	3/27/2025	Completed
7011572	1	3	7888	4/3/2025	Completed
7011572	2	3	7888	4/3/2025	Completed
7011572	3	3	7888	4/3/2025	Completed
7011572	4	3	7888	4/3/2025	Completed
7011572	5	3	7888	4/3/2025	Completed
7011572	6	3	7888	4/3/2025	Completed
7012587	1	7	7849	4/7/2025	Completed
7012588	1	7	7840	4/7/2025	Completed
7012592	1	7	7774	4/7/2025	Completed
7012731	1	4	7889	4/8/2025	Completed
7012733	1	9	7905	4/8/2025	Completed
7012740	1	5	7891	4/8/2025	Completed
7012742	1	7	7899	4/8/2025	Completed
7012746	1	7	7900	4/8/2025	Completed
7012747	1	7	7900	4/8/2025	Completed
7012751	1	7	7900	4/8/2025	Completed
7012752	1	6	7895	4/8/2025	Completed
7012757	1	6	7895	4/8/2025	Completed
7012758	1	7	7901	4/8/2025	Completed
7012911	1	5	7892	4/8/2025	Completed
7012913	1	7	7900	4/8/2025	Completed
7012917	1	10	7911	4/8/2025	Completed
7012922	1	10	7910	4/8/2025	Completed
7013061	1	10	7912	4/8/2025	Completed
7013069	1	5	7891	4/8/2025	Completed
7014076	1	7	7933	4/10/2025	Completed
7014079	1	7	7936	4/10/2025	Completed
7014081	1	7	7940	4/10/2025	Completed
7015997	1	7	7937	4/16/2025	Completed
7016004	1	7	7942	4/16/2025	Completed
7016445	1	3	7792	4/17/2025	Completed
7016447	1	3	7792	4/17/2025	Completed
7021046	1	7	7934	4/29/2025	Completed
7021049	1	7	7943	4/29/2025	Completed
7021497	1	3	7793	4/30/2025	Completed
7021500	1	3	7887	4/30/2025	Completed
7021502	1	7	7939	4/30/2025	Completed
7021505	1	1	7729	4/30/2025	Completed
7021506	1	1	7694	4/30/2025	Completed
7025038	1	7	7897	5/12/2025	Completed

7025039	1	5	7891	5/12/2025	Completed
7025040	1	7	7898	5/12/2025	Completed
7025041	1	7	7898	5/12/2025	Completed
7025042	1	7	7900	5/12/2025	Completed
7025043	1	6	7895	5/12/2025	Completed
7025045	1	6	7895	5/12/2025	Completed
7025046	1	5	7893	5/12/2025	Completed
7025048	1	7	7901	5/12/2025	Completed
7025049	1	7	7901	5/12/2025	Completed
7025050	1	10	7910	5/12/2025	Completed
7025145	1	10	7910	5/13/2025	Completed
7025146	1	10	7910	5/13/2025	Completed
7025148	1	10	7910	5/13/2025	Completed
7025150	1	10	7910	5/13/2025	Completed
7025152	1	10	7910	5/13/2025	Completed
7025163	1	10	7912	5/13/2025	Completed
7025167	1	10	7912	5/13/2025	Completed
7025169	1	10	7912	5/13/2025	Completed
7025172	1	10	7912	5/13/2025	Completed
7025177	1	10	7912	5/13/2025	Completed
7025186	1	18	7478	5/13/2025	Completed
7025188	1	19	7856	5/13/2025	Completed
7025416	1	13	7814	5/13/2025	Completed
7025656	1	7	7945	5/14/2025	Completed
7026469	1	10	7911	5/15/2025	Completed
7026471	1	10	7911	5/15/2025	Completed
7026601	1	3	7886	5/16/2025	Completed
7026603	1	3	7886	5/16/2025	Completed
7026604	1	3	7886	5/16/2025	Completed
7026849	1	7	7897	5/16/2025	Completed
7027413	1	13	7918	5/19/2025	Completed
7027413	2	13	7919	5/19/2025	Completed
7027413	3	13	7920	5/19/2025	Completed
7027413	4	13	7922	5/19/2025	Completed
7027416	1	13	7918	5/19/2025	Completed
7027416	2	13	7919	5/19/2025	Completed
7027416	3	13	7920	5/19/2025	Completed
7027416	4	13	7922	5/19/2025	Completed
7027423	1	13	7918	5/19/2025	Completed
7027423	2	13	7919	5/19/2025	Completed
7027423	3	13	7920	5/19/2025	Completed
7027423	4	13	7922	5/19/2025	Completed
7027455	1	15	7820	5/19/2025	Completed
7027455	2	15	7821	5/19/2025	Completed
7027455	3	15	7822	5/19/2025	Completed
7027455	4	15	7823	5/19/2025	Completed
7027458	1	15	7820	5/19/2025	Completed
7027458	2	15	7821	5/19/2025	Completed
7027458	3	15	7822	5/19/2025	Completed
7027458	4	15	7823	5/19/2025	Completed
7028463	1	7	7944	5/21/2025	Completed
7032703	1	7	7941	6/5/2025	Completed
7032703	2	7	7941	6/5/2025	Completed
7033417	1	3	7793	6/9/2025	Completed
7033418	1	3	7793	6/9/2025	Completed

7033425	1	3	7887	6/9/2025 Completed
7033450	1	1	7879	6/9/2025 Completed
7033455	1	1	7879	6/9/2025 Completed
7033458	1	1	7879	6/9/2025 Completed
7033464	1	1	7880	6/9/2025 Completed
7033483	1	1	7880	6/9/2025 Completed
7033500	1	1	7880	6/9/2025 Completed
7033505	1	1	7881	6/9/2025 Completed
7033507	1	1	7881	6/9/2025 Completed
7033512	1	1	7881	6/9/2025 Completed
7033515	1	1	7882	6/9/2025 Completed
7033520	1	1	7882	6/9/2025 Completed
7033522	1	1	7882	6/9/2025 Completed
7033525	1	2	7884	6/9/2025 Completed
7033527	1	2	7884	6/9/2025 Completed
7033530	1	2	7884	6/9/2025 Completed
7033532	1	1	7883	6/9/2025 Completed
7033536	1	1	7883	6/9/2025 Completed
7033540	1	1	7883	6/9/2025 Completed
7033553	1	3	7887	6/9/2025 Completed
7033553	2	3	7887	6/9/2025 Completed
7033556	1	2	7885	6/9/2025 Completed
7033567	1	2	7885	6/9/2025 Completed
7033573	1	2	7885	6/9/2025 Completed
7036671	1	13	7812	6/17/2025 Completed
7036674	1	13	7812	6/17/2025 Completed
7036678	1	13	7812	6/17/2025 Completed
7036680	1	13	7812	6/17/2025 Completed
7036683	1	13	7812	6/17/2025 Completed
7036684	1	13	7812	6/17/2025 Completed
7036687	1	13	7812	6/17/2025 Completed
7036689	1	13	7812	6/17/2025 Completed
7037879	1	7	7946	6/20/2025 Completed
7037881	1	7	7948	6/20/2025 Completed
7039357	1	11	7861	6/25/2025 Completed
7039357	2	13	7812	6/25/2025 Completed
7039375	1	11	7861	6/25/2025 Completed
7042703	1	10	7912	7/3/2025 Completed
7042704	1	10	7912	7/3/2025 Completed
7042705	1	10	7911	7/3/2025 Completed
7042709	1	10	7910	7/3/2025 Completed
7042710	1	10	7910	7/3/2025 Completed
7042712	1	10	7910	7/3/2025 Completed
7042713	1	9	7904	7/3/2025 Completed
7042714	1	9	7904	7/3/2025 Completed
7042715	1	9	7904	7/3/2025 Completed
7042716	1	9	7904	7/3/2025 Completed
7042719	1	5	7891	7/3/2025 Completed
7042720	1	7	7899	7/3/2025 Completed
7042722	1	7	7899	7/3/2025 Completed
7042723	1	5	7892	7/3/2025 Completed
7042841	1	5	7892	7/7/2025 Completed
7042843	1	3	7886	7/7/2025 Completed
7043067	1	18	7478	7/7/2025 Completed
7043081	1	3	7886	7/7/2025 Completed

7043397	1	1	7694	7/8/2025	Completed
7043404	1	1	7729	7/8/2025	Completed
7043471	1	1	7811	7/8/2025	Completed
7043490	1	7	7949	7/8/2025	Completed
7043525	1	7	7950	7/8/2025	Completed
7045071	1	1	7573	7/14/2025	Completed
7045077	1	11	7861	7/14/2025	Completed
7045080	1	25	7492	7/14/2025	Completed
7047457	1	13	7918	7/21/2025	Completed
7047457	2	13	7919	7/21/2025	Completed
7047457	3	13	7920	7/21/2025	Completed
7047457	4	13	7922	7/21/2025	Completed
7047508	1	13	7918	7/21/2025	Completed
7047508	2	13	7919	7/21/2025	Completed
7047508	3	13	7920	7/21/2025	Completed
7047508	4	13	7922	7/21/2025	Completed
7047521	1	12	7914	7/21/2025	Completed
7047521	2	12	7915	7/21/2025	Completed
7047521	3	12	7916	7/21/2025	Completed
7047521	4	12	7917	7/21/2025	Completed
7047540	1	12	7914	7/21/2025	Completed
7047540	2	12	7916	7/21/2025	Completed
7047540	3	12	7917	7/21/2025	Completed
7047561	1	12	7914	7/21/2025	Completed
7047561	2	12	7915	7/21/2025	Completed
7047561	3	12	7916	7/21/2025	Completed
7047561	4	12	7917	7/21/2025	Completed
7047598	1	17	7735	7/21/2025	Completed
7047646	1	14	7734	7/21/2025	Completed
7050354	1	1	7694	7/28/2025	Completed
7050355	1	1	7811	7/28/2025	Completed
7051114	1	7	7956	7/29/2025	Completed
7051120	1	7	7953	7/29/2025	Completed
7051656	1	14	7816	7/30/2025	Completed
7051657	1	14	7816	7/30/2025	Completed
7051658	1	14	7816	7/30/2025	Completed
7051663	1	14	7816	7/30/2025	Completed
7051665	1	14	7816	7/30/2025	Completed
7051668	1	14	7816	7/30/2025	Completed
7051670	1	14	7816	7/30/2025	Completed
7051672	1	14	7816	7/30/2025	Completed
7051674	1	14	7816	7/30/2025	Completed
7051677	1	14	7816	7/30/2025	Completed
7051678	1	14	7816	7/30/2025	Completed
7051679	1	10	7910	7/30/2025	Completed
7051683	1	3	7886	7/30/2025	Completed
7051684	1	3	7886	7/30/2025	Completed
7051685	1	5	7892	7/30/2025	Completed
7051687	1	5	7891	7/30/2025	Completed
7051689	1	5	7892	7/30/2025	Completed
7051691	1	5	7891	7/30/2025	Completed
7051692	1	7	7898	7/30/2025	Completed
7051694	1	7	7898	7/30/2025	Completed
7051695	1	7	7899	7/30/2025	Completed
7051696	1	7	7900	7/30/2025	Completed

7051698	1	6	7895	7/30/2025	Completed
7051698	2	9	7904	7/30/2025	Completed
7051698	3	5	7893	7/30/2025	Completed
7051701	1	6	7895	7/30/2025	Completed
7052924	1	7	7947	8/4/2025	Completed
7052928	1	7	7957	8/4/2025	Completed
7054992	1	5	7894	8/11/2025	Completed
7054996	1	7	7900	8/11/2025	Completed
7054996	2	7	7899	8/11/2025	Completed
7054996	3	7	7898	8/11/2025	Completed
7055001	1	7	7900	8/11/2025	Completed
7055013	1	13	7918	8/11/2025	Completed
7055013	2	13	7919	8/11/2025	Completed
7055013	3	13	7920	8/11/2025	Completed
7055013	4	13	7922	8/11/2025	Completed
7055021	1	12	7915	8/11/2025	Completed
7055021	2	12	7916	8/11/2025	Completed
7055021	3	12	7917	8/11/2025	Completed
7055026	1	17	7817	8/11/2025	Completed
7055028	1	17	7817	8/11/2025	Completed
7055030	1	14	7923	8/11/2025	Completed
7055031	1	14	7923	8/11/2025	Completed
7055036	1	14	7923	8/11/2025	Completed
7055037	1	14	7923	8/11/2025	Completed
7055038	1	14	7923	8/11/2025	Completed
7055048	1	14	7923	8/11/2025	Completed
7055053	1	3	7887	8/11/2025	Completed
7055055	1	3	7887	8/11/2025	Completed
7055140	1	1	7879	8/11/2025	Completed
7055145	1	1	7879	8/11/2025	Completed
7055147	1	1	7879	8/11/2025	Completed
7055149	1	1	7880	8/11/2025	Completed
7055152	1	1	7880	8/11/2025	Completed
7055154	1	1	7880	8/11/2025	Completed
7055155	1	1	7881	8/11/2025	Completed
7055156	1	1	7881	8/11/2025	Completed
7055163	1	1	7881	8/11/2025	Completed
7055166	1	1	7882	8/11/2025	Completed
7055178	1	1	7882	8/11/2025	Completed
7055180	1	1	7882	8/11/2025	Completed
7055183	1	2	7884	8/11/2025	Completed
7055184	1	2	7884	8/11/2025	Completed
7055188	1	2	7884	8/11/2025	Completed
7055193	1	1	7883	8/11/2025	Completed
7055195	1	1	7883	8/11/2025	Completed
7055196	1	1	7883	8/11/2025	Completed
7055198	3	2	7885	8/12/2025	Completed
7055201	3	2	7885	8/12/2025	Completed
7055207	3	2	7885	8/12/2025	Completed
7055232	1	10	7910	8/11/2025	Completed
7055761	1	7	7954	8/12/2025	Completed
7059671	1	17	7818	8/25/2025	Completed
7059678	1	17	7818	8/25/2025	Completed
7059691	1	17	7818	8/25/2025	Completed
7059702	1	17	7818	8/25/2025	Completed

7059736	1	17	7818	8/25/2025	Completed
7059738	1	17	7818	8/25/2025	Completed
7059742	1	17	7818	8/25/2025	Completed
7059746	1	17	7818	8/25/2025	Completed
7059752	1	17	7818	8/25/2025	Completed
7059791	1	17	7818	8/25/2025	Completed
7059812	1	17	7818	8/25/2025	Completed
7059815	1	17	7818	8/25/2025	Completed
7059893	1	17	7818	8/26/2025	Completed
7059898	1	17	7818	8/26/2025	Completed
7059902	1	17	7818	8/26/2025	Completed
7059908	1	10	7911	8/26/2025	Completed
7059910	1	10	7910	8/26/2025	Completed
7059911	1	10	7910	8/26/2025	Completed
7059913	1	10	7910	8/26/2025	Completed
7059925	1	10	7951	8/26/2025	Completed
7059937	1	10	7951	8/26/2025	Completed
7059940	1	10	7951	8/26/2025	Completed
7059942	1	10	7951	8/26/2025	Completed
7059945	1	10	7951	8/26/2025	Completed
7059949	1	19	7480	8/26/2025	Completed
7060000	1	12	7843	8/26/2025	Completed
7060010	1	12	7843	8/26/2025	Completed
7060013	1	12	7843	8/26/2025	Completed
7060023	1	10	7952	8/26/2025	Completed
7060358	1	17	7818	8/26/2025	Completed
7061065	1	7	7897	8/28/2025	Completed
7061070	1	7	7897	8/28/2025	Completed
7061071	1	7	7897	8/28/2025	Completed
7061572	1	13	7815	8/29/2025	Completed
7061771	1	1	7811	9/2/2025	Completed
7066313	2	10	7911	9/17/2025	Completed
7066319	1	10	7911	9/17/2025	Completed
7066336	7	7	7897	9/17/2025	Completed
7066346	1	6	7895	9/17/2025	Completed
7066620	1	1	7811	9/17/2025	Completed
7066625	1	10	7910	9/17/2025	Completed
7066627	1	10	7910	9/17/2025	Completed
7066628	1	10	7910	9/17/2025	Completed
7066629	1	10	7912	9/17/2025	Completed
7066635	1	10	7951	9/17/2025	Completed
7066636	1	5	7893	9/17/2025	Completed
7066637	1	7	7900	9/17/2025	Completed
7066638	1	7	7899	9/17/2025	Completed
7066641	1	5	7891	9/17/2025	Completed
7066642	1	9	7904	9/17/2025	Completed
7066643	1	4	7889	9/17/2025	Completed
7066644	1	6	7895	9/17/2025	Completed
7066648	1	4	7889	9/17/2025	Completed
7068016	1	12	7915	9/22/2025	Completed
7068030	1	12	7917	9/22/2025	Completed
7068047	1	12	7916	9/22/2025	Completed
7068105	1	14	7923	9/22/2025	Completed
7068113	1	14	7925	9/22/2025	Completed
7068120	1	13	7918	9/22/2025	Completed

7068121	1	13	7919	9/22/2025	Completed
7068122	1	13	7920	9/22/2025	Completed
7068124	1	13	7922	9/22/2025	Completed
7068127	1	14	7925	9/22/2025	Completed
7068129	1	14	7925	9/22/2025	Completed
7068134	1	17	7819	9/22/2025	Completed
7068135	1	17	7819	9/22/2025	Completed
7068139	1	17	7819	9/22/2025	Completed
7068350	1	1	7694	9/23/2025	Completed
7068353	1	1	7694	9/23/2025	Completed
7071236	1	7	7849	9/30/2025	Completed
7071239	1	7	7961	9/30/2025	Completed
7071241	1	7	7959	9/30/2025	Completed
7071254	1	7	7960	9/30/2025	Completed
7071257	1	7	7958	9/30/2025	Completed
7071287	1	3	7887	9/30/2025	Completed
7071290	1	3	7887	9/30/2025	Completed
7073232	1	3	7886	10/6/2025	Completed
7073234	1	2	7885	10/6/2025	Completed
7073237	1	2	7885	10/6/2025	Completed
7073240	1	1	7883	10/6/2025	Completed
7073243	1	5	7890	10/6/2025	Completed
7073244	1	5	7894	10/6/2025	Completed
7073245	1	2	7884	10/6/2025	Completed
7073248	1	2	7884	10/6/2025	Completed
7073320	1	1	7882	10/7/2025	Completed
7073330	1	1	7882	10/7/2025	Completed
7073334	1	1	7881	10/7/2025	Completed
7073336	1	1	7881	10/7/2025	Completed
7073347	1	1	7880	10/7/2025	Completed
7073362	1	1	7879	10/7/2025	Completed
7073364	1	1	7879	10/7/2025	Completed
7073366	1	5	7893	10/7/2025	Completed
7073370	1	5	7894	10/7/2025	Completed
7073373	1	6	7895	10/7/2025	Completed
7073377	1	7	7900	10/7/2025	Completed
7073379	1	7	7899	10/7/2025	Completed
7073380	1	5	7891	10/7/2025	Completed
7073384	1	9	7904	10/7/2025	Completed
7073386	1	5	7890	10/7/2025	Completed
7073390	1	5	7890	10/7/2025	Completed
7073392	1	5	7890	10/7/2025	Completed
7073395	1	5	7890	10/7/2025	Completed
7073896	1	3	7887	10/8/2025	Completed
7074753	1	1	7880	10/10/2025	Completed
7074811	1	1	7883	10/13/2025	Completed
7075421	1	1	7811	10/14/2025	Completed
7075422	1	1	7811	10/14/2025	Completed
7080036	1	7	7962	10/28/2025	Completed
7080068	1	12	7843	10/28/2025	Completed
7080069	1	12	7843	10/28/2025	Completed
7080071	1	12	7843	10/28/2025	Completed
7080073	1	4	7889	10/28/2025	Completed
7080075	1	4	7889	10/28/2025	Completed
7080081	1	3	7886	10/28/2025	Completed



7080084	1	3	7886	10/28/2025	Completed
7080086	1	5	7890	10/28/2025	Completed
7080088	1	5	7890	10/28/2025	Completed
7080089	1	5	7890	10/28/2025	Completed
7080092	1	5	7890	10/28/2025	Completed
7080093	1	5	7890	10/28/2025	Completed
7080094	1	5	7890	10/28/2025	Completed
7080096	1	5	7890	10/28/2025	Completed
7080097	1	5	7890	10/28/2025	Completed
7080098	1	7	7897	10/28/2025	Completed
7080102	1	7	7897	10/28/2025	Completed
7080106	1	9	7904	10/28/2025	Completed
7080108	1	5	7891	10/28/2025	Completed
7080110	1	7	7898	10/28/2025	Completed
7080115	1	7	7898	10/28/2025	Completed
7080117	1	7	7898	10/28/2025	Completed
7080123	1	7	7899	10/28/2025	Completed
7080127	1	5	7894	10/28/2025	Completed
7080130	1	5	7893	10/28/2025	Completed
7080133	1	7	7900	10/28/2025	Completed
7080137	1	6	7895	10/28/2025	Completed
7080139	1	7	7901	10/28/2025	Completed
7080142	1	7	7901	10/28/2025	Completed
7080252	1	7	7901	10/29/2025	Completed
7080262	1	5	7892	10/29/2025	Completed
7080266	1	5	7892	10/29/2025	Completed
7080267	1	5	7892	10/29/2025	Completed
7080276	1	19	7480	10/29/2025	Completed
7080279	1	19	7480	10/29/2025	Completed
7080282	1	19	7480	10/29/2025	Completed
7080284	1	10	7951	10/29/2025	Completed
7080291	1	10	7951	10/29/2025	Completed
7080299	1	10	7910	10/29/2025	Completed
7080301	1	10	7910	10/29/2025	Completed
7080306	1	10	7910	10/29/2025	Completed
7080310	1	10	7910	10/29/2025	Completed
7080312	1	10	7910	10/29/2025	Completed
7080313	1	10	7910	10/29/2025	Completed
7080315	1	10	7912	10/29/2025	Completed
7080317	1	10	7911	10/29/2025	Completed
7080326	1	10	7911	10/29/2025	Completed
7080331	1	10	7911	10/29/2025	Completed
7080332	1	10	7911	10/29/2025	Completed
7080335	1	10	7911	10/29/2025	Completed
7080343	1	10	7912	10/29/2025	Completed
7080353	1	10	7912	10/29/2025	Completed
7080359	1	12	7915	10/29/2025	Completed
7080360	1	12	7917	10/29/2025	Completed
7080362	1	12	7915	10/29/2025	Completed
7080365	1	12	7917	10/29/2025	Completed
7080366	1	14	7923	10/29/2025	Completed
7080369	1	13	7918	10/29/2025	Completed
7080370	1	13	7919	10/29/2025	Completed
7080375	1	13	7920	10/29/2025	Completed
7080377	1	13	7922	10/29/2025	Completed

7080494	1	3	7887	10/29/2025	Completed
7080550	1	1	7881	10/29/2025	Completed
7080551	1	1	7883	10/29/2025	Completed
7080552	1	1	7880	10/29/2025	Completed
7080553	1	2	7884	10/29/2025	Completed
7080555	1	1	7879	10/29/2025	Completed
7080558	1	2	7885	10/29/2025	Completed
7080561	1	10	7909	10/29/2025	Completed
7080562	1	10	7909	10/29/2025	Completed
7080564	1	10	7909	10/29/2025	Completed
7080565	1	10	7909	10/29/2025	Completed
7080568	1	17	7818	10/29/2025	Completed
7080570	1	17	7818	10/29/2025	Completed
7080572	1	17	7817	10/29/2025	Completed
7080573	1	14	7816	10/29/2025	Completed
7080574	1	14	7816	10/29/2025	Completed
7080575	1	14	7816	10/29/2025	Completed
7080576	1	14	7924	10/29/2025	Completed
7080578	1	14	7924	10/29/2025	Completed
7080580	1	14	7924	10/29/2025	Completed
7080582	1	14	7924	10/29/2025	Completed
7080584	1	14	7924	10/29/2025	Completed
7080586	1	14	7924	10/29/2025	Completed
7080874	1	10	7909	10/30/2025	Completed
7080892	1	25	7492	10/30/2025	Completed
7080895	1	2	7704	10/30/2025	Completed
7080898	1	12	7843	10/30/2025	Completed
7080904	1	1	7573	10/30/2025	Completed
7080911	1	11	7861	10/30/2025	Completed
7080917	1	11	7861	10/30/2025	Completed
7080964	1	11	7861	10/30/2025	Completed
7080977	1	3	7955	10/30/2025	Completed
7081067	1	1	7882	10/31/2025	Completed
7084035	1	7	7872	11/11/2025	Pending
7084037	1	7	7840	11/11/2025	Pending

TOTAL DRAWS:

[illegible]

11/08/2024	11/7/2024	B23MC480010		2023 AD
11/08/2024	11/7/2024	B23MC480010		2023 AD
11/08/2024	11/7/2024	B23MC480010		2023 AD
11/08/2024	11/7/2024	B23MC480010		2023 AD
11/08/2024	11/7/2024	B23MC480010		2023 AD
11/08/2024	11/7/2024	B23MC480010		2023 AD
11/08/2024	11/7/2024	B23MC480010		2023 AD
11/08/2024	11/7/2024	B23MC480010		2023 AD
11/08/2024	11/7/2024	B23MC480010		2023 AD
11/08/2024	11/7/2024	B23MC480010		2023 AD
11/08/2024	11/7/2024	B23MC480010		2023 EN
11/08/2024	11/7/2024	B23MC480010		2023 EN
11/08/2024	11/7/2024	B23MC480010		2023 EN
11/08/2024	11/7/2024	B23MC480010		2023 AD
11/08/2024	11/7/2024	B23MC480010		2023 AD
11/08/2024	11/7/2024	B23MC480010		2023 AD
11/08/2024	11/7/2024	B23MC480010		2023 EN
11/08/2024	11/7/2024	B23MC480010		2023 EN
11/08/2024	11/7/2024	B23MC480010		2023 EN
11/14/2024	11/13/2024	B20MC480010		2020 EN
11/14/2024	11/13/2024	B23MC480010		2023 EN
11/22/2024	11/21/2024	M21MC480204		2021 EN
11/22/2024	11/21/2024	B20MW480010	CARES	2020 AD
11/22/2024	11/21/2024	B20MW480010	CARES	2020 AD
11/22/2024	11/21/2024	B20MW480010	CARES	2020 AD
11/22/2024	11/21/2024	B20MW480010	CARES	2020 AD
11/22/2024	11/21/2024	B20MC480010		2020 EN
11/22/2024	11/21/2024	B20MC480010		2020 EN
11/22/2024	11/21/2024	B20MW480010	CARES	2020 EN
11/22/2024	11/21/2024	B20MW480010	CARES	2020 EN
11/22/2024	11/21/2024	B20MW480010	CARES	2020 EN
11/22/2024	11/21/2024	B20MW480010	CARES	2020 EN
11/22/2024	11/21/2024	B20MW480010	CARES	2020 EN
11/27/2024	11/26/2024	B23MC480010		2023 AD
11/27/2024	11/26/2024	B23MC480010		2023 AD
11/27/2024	11/26/2024	B23MC480010		2023 AD
11/27/2024	11/26/2024	B23MC480010		2023 EN
11/27/2024	11/26/2024	B23MC480010		2023 EN
11/27/2024	11/26/2024	B20MC480010		2020 EN
11/27/2024	11/26/2024	B21MC480010		2021 EN
12/19/2024	12/12/2024	M22MC480204		2022 EN
12/19/2024	12/12/2024	M21MC480204		2021 EN
12/12/2024	12/12/2024	M22MC480204		2022 HP
12/12/2024	12/12/2024	M22MC480204		2022 HP
12/12/2024	12/12/2024	M22MC480204		2022 PI
12/19/2024	12/12/2024	M21MC480204		2021 EN
12/19/2024	12/12/2024	M21MC480204		2021 EN
01/01/2025	12/31/2024	B20MW480010	CARES	2020 AD
01/01/2025	12/31/2024	B20MW480010	CARES	2020 AD
01/01/2025	12/31/2024	B20MW480010	CARES	2020 AD
01/01/2025	12/31/2024	B20MW480010	CARES	2020 AD
01/01/2025	12/31/2024	B23MC480010		2023 EN
01/01/2025	12/31/2024	B23MC480010		2023 EN
01/01/2025	12/31/2024	B23MC480010		2023 EN
01/01/2025	12/31/2024	B23MC480010		2023 EN

[illegible]

[illegible]



03/29/2025	3/28/2025 M23MC480204	2023 EN
03/29/2025	3/28/2025 TXH24F002	2024 EN
03/29/2025	3/28/2025 TXH24F002	2024 EN
03/29/2025	3/28/2025 TXH24F002	2024 EN
03/29/2025	3/28/2025 TXH24F002	2024 EN
03/29/2025	3/28/2025 TXH23F002	2023 EN
03/29/2025	3/28/2025 E24MC480010	2024 EN
03/29/2025	3/28/2025 E24MC480010	2024 EN
03/29/2025	3/28/2025 E24MC480010	2024 EN
03/29/2025	3/28/2025 E24MC480010	2024 EN
03/29/2025	3/28/2025 E24MC480010	2024 EN
03/29/2025	3/28/2025 M22MC480204	2022 AD
03/29/2025	3/28/2025 M21MP480204	2021 AD
03/29/2025	3/28/2025 M23MC480204	2023 EN
03/29/2025	3/28/2025 M23MC480204	2023 EN
04/04/2025	4/4/2025 B24MC480010	2024 PI
04/04/2025	4/4/2025 B19MC480010	2019 EN
04/04/2025	4/4/2025 B20MC480010	2020 EN
04/04/2025	4/4/2025 B21MC480010	2021 EN
04/04/2025	4/4/2025 B23MC480010	2023 EN
04/04/2025	4/4/2025 B24MC480010	2024 EN
04/09/2025	4/8/2025 M21MP480204	2021 EN
04/09/2025	4/8/2025 M21MP480204	2021 EN
04/09/2025	4/8/2025 M20MC480204	2020 CR
04/09/2025	4/8/2025 B24MC480010	2024 EN
04/09/2025	4/8/2025 B24MC480010	2024 EN
04/09/2025	4/8/2025 B24MC480010	2024 EN
04/09/2025	4/8/2025 B24MC480010	2024 EN
04/09/2025	4/8/2025 B24MC480010	2024 EN
04/09/2025	4/8/2025 B24MC480010	2024 EN
04/09/2025	4/8/2025 B24MC480010	2024 EN
04/09/2025	4/8/2025 B24MC480010	2024 EN
04/09/2025	4/8/2025 B24MC480010	2024 EN
04/09/2025	4/8/2025 B24MC480010	2024 EN
04/09/2025	4/8/2025 E24MC480010	2024 EN
04/09/2025	4/8/2025 E24MC480010	2024 EN
04/09/2025	4/8/2025 E24MC480010	2024 EN
04/09/2025	4/8/2025 B24MC480010	2024 EN
04/11/2025	4/10/2025 M23MC480204	2023 EN
04/11/2025	4/10/2025 M23MC480204	2023 EN
04/11/2025	4/10/2025 M23MC480204	2023 EN
04/17/2025	4/16/2025 M23MC480204	2023 EN
04/17/2025	4/16/2025 M23MC480204	2023 EN
04/18/2025	4/17/2025 B23MC480010	2023 EN
04/18/2025	4/17/2025 B23MC480010	2023 EN
05/01/2025	4/30/2025 M23MC480204	2023 EN
05/01/2025	4/30/2025 M23MC480204	2023 EN
05/02/2025	5/1/2025 B23MC480010	2023 EN
05/02/2025	5/1/2025 B24MC480010	2024 EN
05/02/2025	5/1/2025 M23MC480204	2023 EN
05/02/2025	5/1/2025 M22MC480204	2022 AD
05/02/2025	5/1/2025 M21MP480204	2021 AD
05/16/2025	5/15/2025 B24MC480010	2024 EN



[illegible]

[illegible]

[illegible]

[illegible]

[illegible]

09/24/2025	9/23/2025 TXH24F002		2024 EN
09/24/2025	9/23/2025 TXH24F002		2024 EN
09/23/2025	9/22/2025 TXH24F002		2024 EN
09/24/2025	9/23/2025 TXH24F002		2024 EN
09/24/2025	9/23/2025 TXH24F002		2024 EN
09/24/2025	9/23/2025 TXH23F002		2023 EN
10/25/2025	9/30/2025 TXH23F002		2023 EN
09/24/2025	9/23/2025 TXH23F002		2023 EN
10/25/2025	9/30/2025 M21MP480204		2021 AD
10/25/2025	9/30/2025 M21MP480204		2021 AD
10/25/2025	9/30/2025 M21MP480204		2021 EN
10/25/2025	9/30/2025 M23MC480204		2023 EN
10/25/2025	9/30/2025 M23MC480204		2023 EN
10/25/2025	9/30/2025 M23MC480204		2023 EN
10/25/2025	9/30/2025 M23MC480204		2023 EN
09/30/2025	9/30/2025 B24MC480010		2024 PI
10/25/2025	9/30/2025 B24MC480010		2024 EN
10/25/2025	10/9/2025 B24MC480010		2024 EN
10/25/2025	10/13/2025 B24MC480010		2024 EN
10/25/2025	10/13/2025 B24MC480010		2024 EN
10/25/2025	10/10/2025 B24MC480010		2024 AD
10/25/2025	10/8/2025 B24MC480010		2024 EN
10/25/2025	10/9/2025 B24MC480010		2024 EN
10/25/2025	10/13/2025 B24MC480010		2024 EN
10/25/2025	10/13/2025 B24MC480010		2024 EN
10/25/2025	10/13/2025 B24MC480010		2024 AD
10/25/2025	10/13/2025 B24MC480010		2024 AD
10/25/2025	10/10/2025 B24MC480010		2024 AD
10/25/2025	10/10/2025 B24MC480010		2024 AD
10/25/2025	10/10/2025 B24MC480010		2024 AD
10/25/2025	10/10/2025 B24MC480010		2024 AD
10/25/2025	10/10/2025 B24MC480010		2024 AD
10/25/2025	10/9/2025 B24MC480010		2024 EN
10/25/2025	10/9/2025 B24MC480010		2024 EN
10/25/2025	10/9/2025 B24MC480010		2024 EN
10/25/2025	10/9/2025 B24MC480010		2024 EN
10/25/2025	10/9/2025 B24MC480010		2024 EN
10/25/2025	10/9/2025 B24MC480010		2024 EN
10/25/2025	10/9/2025 B24MC480010		2024 EN
10/25/2025	10/9/2025 B24MC480010		2024 EN
10/25/2025	10/8/2025 B24MC480010		2024 EN
10/25/2025	10/8/2025 B24MC480010		2024 EN
10/25/2025	10/8/2025 B24MC480010		2024 EN
10/25/2025	10/8/2025 B24MC480010		2024 EN
10/25/2025	10/8/2025 B24MC480010		2024 EN
10/25/2025	10/13/2025 B24MC480010		2024 AD
10/25/2025	10/13/2025 B24MC480010		2024 AD
10/25/2025	10/15/2025 M23MC480204		2023 AD
10/29/2025	10/28/2025 M23MC480204		2023 AD
10/30/2025	10/29/2025 M23MC480204		2023 EN
10/30/2025	10/29/2025 B20MW480010	CARES	2020 EN
10/30/2025	10/29/2025 B20MW480010	CARES	2020 EN
10/30/2025	10/29/2025 B20MW480010	CARES	2020 EN
10/30/2025	10/29/2025 B24MC480010		2024 EN
10/30/2025	10/29/2025 B24MC480010		2024 EN
10/30/2025	10/29/2025 B24MC480010		2024 EN

[illegible]

10/30/2025	10/29/2025	B24MC480010		2024	EN
10/31/2025	10/30/2025	B24MC480010		2024	AD
10/31/2025	10/30/2025	B24MC480010		2024	AD
10/31/2025	10/30/2025	B24MC480010		2024	AD
10/31/2025	10/30/2025	B24MC480010		2024	EN
10/31/2025	10/30/2025	B24MC480010		2024	AD
10/31/2025	10/30/2025	B24MC480010		2024	EN
10/31/2025	10/30/2025	E24MC480010		2024	AD
10/31/2025	10/30/2025	E24MC480010		2024	AD
10/31/2025	10/30/2025	E24MC480010		2024	AD
10/31/2025	10/30/2025	E24MC480010		2024	AD
10/31/2025	10/30/2025	TXH23F002		2023	EN
10/31/2025	10/30/2025	TXH23F002		2023	EN
10/31/2025	10/30/2025	TXH23F002		2023	EN
11/01/2025	10/31/2025	TXH23F002		2023	EN
10/31/2025	10/30/2025	TXH23F002		2023	EN
10/31/2025	10/30/2025	TXH23F002		2023	EN
10/31/2025	10/30/2025	TXH24F002		2024	EN
10/31/2025	10/30/2025	TXH24F002		2024	EN
11/01/2025	10/31/2025	TXH24F002		2024	EN
11/01/2025	10/31/2025	TXH24F002		2024	EN
10/31/2025	10/30/2025	TXH24F002		2024	EN
11/01/2025	10/31/2025	TXH24F002		2024	EN
10/31/2025	10/30/2025	E24MC480010		2024	AD
10/31/2025	10/30/2025	B20MW480010	CARES	2020	AD
10/31/2025	10/30/2025	B22MC480010		2022	EN
10/31/2025	10/30/2025	B20MW480010	CARES	2020	EN
10/31/2025	10/30/2025	B20MW480010	CARES	2020	AD
10/31/2025	10/30/2025	B21MC480010		2021	EN
10/31/2025	10/30/2025	B21MC480010		2021	EN
10/31/2025	10/30/2025	B21MC480010		2021	EN
10/31/2025	10/30/2025	B22MC480010		2022	EN
11/01/2025	10/31/2025	B24MC480010		2024	AD
	11/11/2025	M20MC480204		2020	EN
	11/11/2025	M21MP480204		2021	EN



Recipient TIN	Payee TIN	Program	PY	Metrics	Drawn Amount
756000528	756000528	CDBG	PY		\$4,199.72
756000528	756000528	CDBG	PY		\$25,911.25
756000528	756000528	CDBG	PY		\$1,467.00
756000528	756000528	HOME-ARP	PY		\$257,886.37
756000528	756000528	HOME-ARP	PY		\$4,500.38
756000528	756000528	HOME	PY		\$26,085.97
756000528	756000528	HOME	PY		\$23,675.97
752791607	756000528	HOME	PY		\$88,242.50
752791607	756000528	HOME	PY		\$87,615.00
756000528	756000528	HOME	PY		\$25,000.00
756000528	756000528	HESG	PY		\$32,664.47
756000528	756000528	HESG	PY		\$17,915.69
756000528	756000528	HESG	PY		\$27,529.41
756000528	756000528	HESG	PY		\$4,847.59
756000528	756000528	HESG	PY		\$5,080.79
756000528	756000528	HESG	PY		\$14,441.00
756000528	756000528	HESG	PY		\$11,431.30
756000528	756000528	CDBG-CV	PY		\$33,268.52
756000528	756000528	CDBG-CV	PY		\$16,374.87
756000528	756000528	CDBG	PY		\$45,000.00
756000528	756000528	CDBG	PY		\$17,557.00
756000528	756000528	CDBG	PY		\$5,843.00
756000528	756000528	CDBG	PY		\$6,598.70
756000528	756000528	CDBG	PY		\$4,528.81
756000528	756000528	CDBG	PY		\$6,615.87
756000528	756000528	CDBG	PY		\$6,659.13
756000528	756000528	CDBG	PY		\$6,145.73
756000528	756000528	CDBG	PY		\$6,357.34
756000528	756000528	CDBG	PY		\$4,126.29
756000528	756000528	CDBG	PY		\$6,926.09
756000528	756000528	CDBG	PY		\$6,399.39
756000528	756000528	CDBG	PY		\$6,900.63
756000528	756000528	CDBG	PY		\$7,917.70
756000528	756000528	CDBG	PY		\$4,096.26
756000528	756000528	CDBG	PY		\$5,453.46
756000528	756000528	CDBG	PY		\$11,732.42
756000528	756000528	CDBG	PY		\$4,310.15
756000528	756000528	CDBG	PY		\$9,784.66
756000528	756000528	CDBG	PY		\$6,255.08
756000528	756000528	HOME	PY		\$25,000.00
756000528	756000528	HOME	PY		\$320,630.56
756000528	756000528	HOME	PY		\$84,420.17
756000528	756000528	HOME	PY		\$494,949.27
756000528	756000528	HOME	PY		\$25,000.00
756000528	756000528	CDBG	PY		\$22,757.38
756000528	756000528	CDBG	PY		\$5,021.18
756000528	756000528	CDBG	PY		\$10,765.87
756000528	756000528	CDBG	PY		\$5,529.76
756000528	756000528	CDBG	PY		\$8,083.57
756000528	756000528	CDBG	PY		\$4,935.36
756000528	756000528	CDBG	PY		\$21,096.32
756000528	756000528	CDBG	PY		\$22,668.91

756000528	756000528	CDBG	PY	\$26,675.41
756000528	756000528	CDBG	PY	\$22,439.76
756000528	756000528	CDBG	PY	\$15,719.05
756000528	756000528	CDBG	PY	\$13,434.24
756000528	756000528	CDBG	PY	\$41,322.30
756000528	756000528	CDBG	PY	\$38,519.70
756000528	756000528	CDBG	PY	\$33,417.89
756000528	756000528	CDBG	PY	\$4,834.91
756000528	756000528	CDBG	PY	\$10,971.48
756000528	756000528	CDBG	PY	\$7,982.71
756000528	756000528	CDBG	PY	\$8,829.99
756000528	756000528	CDBG	PY	\$10,375.87
756000528	756000528	CDBG	PY	\$9,847.88
756000528	756000528	CDBG	PY	\$21,687.74
756000528	756000528	CDBG	PY	\$25,155.56
756000528	756000528	CDBG	PY	\$25,442.16
756000528	756000528	CDBG	PY	\$53,329.12
756000528	756000528	CDBG	PY	\$45,477.14
756000528	756000528	CDBG	PY	\$50,770.32
756000528	756000528	CDBG	PY	\$867.50
756000528	756000528	CDBG	PY	\$317,978.04
756000528	756000528	HOME	PY	\$25,000.00
756000528	756000528	CDBG-CV	PY	\$561.54
756000528	756000528	CDBG-CV	PY	\$99.10
756000528	756000528	CDBG-CV	PY	\$1,192.43
756000528	756000528	CDBG-CV	PY	\$1,295.47
756000528	756000528	CDBG	PY	\$35,032.95
756000528	756000528	CDBG	PY	\$14,664.88
756000528	756000528	CDBG-CV	PY	\$13,901.16
756000528	756000528	CDBG-CV	PY	\$26,541.52
756000528	756000528	CDBG-CV	PY	\$5,693.61
756000528	756000528	CDBG-CV	PY	\$3,731.42
756000528	756000528	CDBG-CV	PY	\$4,617.61
756000528	756000528	CDBG	PY	\$12.85
756000528	756000528	CDBG	PY	\$25.60
756000528	756000528	CDBG	PY	\$23,654.53
756000528	756000528	CDBG	PY	\$26.39
756000528	756000528	CDBG	PY	\$219.02
756000528	756000528	CDBG	PY	\$20,010.74
756000528	756000528	CDBG	PY	\$111,064.49
756000528	756000528	HOME		\$12,606.00
756000528	756000528	HOME		\$25,000.00
756000528	756000528	HOME		\$25,000.00
756000528	756000528	HOME		\$12,060.04
756000528	756000528	HOME		\$12,939.96
756000528	756000528	HOME		\$25,000.00
756000528	756000528	HOME		\$21,687.00
756000528	756000528	CDBG-CV		\$346.82
756000528	756000528	CDBG-CV		\$484.65
756000528	756000528	CDBG-CV		\$620.67
756000528	756000528	CDBG-CV		\$937.99
756000528	756000528	CDBG		\$28,978.29
756000528	756000528	CDBG		\$137,466.37
756000528	756000528	CDBG		\$47,312.58
756000528	756000528	CDBG		\$24,556.33

756000528	756000528	CDBG	\$18,392.62
756000528	756000528	HOME	\$25,000.00
756000528	756000528	HOME	\$24,008.00
756000528	756000528	HOME-ARP	\$3,481.45
756000528	756000528	HOME	\$14,715.88
756000528	756000528	HOME-ARP	\$2,264.71
756000528	756000528	HOME	\$20,998.61
752791607	756000528	HOME	\$87,615.00
756000528	756000528	HOPWA	\$5,972.87
756000528	756000528	HOPWA	\$21,765.15
756000528	756000528	HOPWA	\$22,756.19
756000528	756000528	HOPWA	\$8,338.27
756000528	756000528	HOPWA	\$113.91
756000528	756000528	HOPWA	\$2,272.30
756000528	756000528	HOPWA	\$1,852.03
756000528	756000528	HOPWA	\$28,121.00
756000528	756000528	HOPWA	\$926.02
756000528	756000528	HOPWA	\$11,959.80
756000528	756000528	CDBG	\$43,270.74
756000528	756000528	CDBG	\$3,303.28
756000528	756000528	CDBG	\$42,250.70
756000528	756000528	CDBG	\$39,790.37
756000528	756000528	CDBG	\$18,862.70
756000528	756000528	CDBG	\$149,307.96
756000528	756000528	HOPWA	\$36,791.66
756000528	756000528	HOPWA	\$52,792.85
756000528	756000528	HOPWA	\$56,705.08
756000528	756000528	HOPWA	\$45,430.76
756000528	756000528	HOPWA	\$44,997.13
756000528	756000528	HOPWA	\$45,374.13
756000528	756000528	HOPWA	\$26,922.40
756000528	756000528	HOPWA	\$4,997.72
756000528	756000528	HOPWA	\$53,286.26
756000528	756000528	HOPWA	\$17,381.17
756000528	756000528	HOPWA	\$23,312.00
756000528	756000528	HOPWA	\$4,441.16
756000528	756000528	HOPWA	\$7,125.70
756000528	756000528	HOPWA	\$9,026.79
756000528	756000528	HOPWA	\$66,881.44
756000528	756000528	HOPWA	\$14,820.19
756000528	756000528	HOPWA	\$52,061.25
756000528	756000528	HOPWA	\$14,819.92
756000528	756000528	HOPWA	\$0.27
756000528	756000528	HOPWA	\$17,848.00
756000528	756000528	HOPWA	\$48,104.29
756000528	756000528	HOPWA	\$14,993.18
756000528	756000528	HOPWA	\$46,117.86
756000528	756000528	HOPWA	\$10.00
756000528	756000528	HOME-ARP	\$1,676,163.42
756000528	756000528	HOME-ARP	\$1,772,891.25
756000528	756000528	HOME	\$23,664.00
756000528	756000528	HOME	\$7,371.65
756000528	756000528	HOME	\$4,950.00
756000528	756000528	HOME	\$4,965.96
756000528	756000528	HOME	\$7,712.39

756000528	756000528	HOME-ARP	\$4,105.34
756000528	756000528	HOME	\$16,333.35
756000528	756000528	HOME	\$22,407.92
756000528	756000528	HOME	\$25,000.00
756000528	756000528	CDBG	\$20,858.79
756000528	756000528	CDBG	\$22,698.70
756000528	756000528	CDBG	\$26,251.37
756000528	756000528	CDBG	\$17,643.64
756000528	756000528	CDBG	\$19,531.17
756000528	756000528	CDBG	\$20,729.98
756000528	756000528	CDBG	\$28,016.06
756000528	756000528	CDBG	\$24,777.61
756000528	756000528	CDBG	\$22,781.91
756000528	756000528	CDBG	\$7,164.40
756000528	756000528	CDBG	\$7,193.82
756000528	756000528	CDBG	\$9,104.70
756000528	756000528	CDBG	\$7,691.54
756000528	756000528	CDBG	\$15,772.34
756000528	756000528	CDBG	\$27,589.70
756000528	756000528	CDBG	\$15,863.62
756000528	756000528	CDBG	\$22,304.89
756000528	756000528	CDBG	\$34,316.99
756000528	756000528	CDBG	\$76,979.76
756000528	756000528	CDBG	\$76,587.41
756000528	756000528	CDBG-CV	\$6,053.73
756000528	756000528	CDBG-CV	\$6,563.96
756000528	756000528	CDBG-CV	\$21,874.75
756000528	756000528	CDBG-CV	\$14,449.16
756000528	756000528	CDBG-CV	\$35,826.02
756000528	756000528	CDBG-CV	\$32,697.78
756000528	756000528	CDBG-CV	\$27,627.80
756000528	756000528	CDBG	\$1,447.12
756000528	756000528	CDBG	\$7,236.00
756000528	756000528	CDBG	\$7,745.72
756000528	756000528	CDBG	\$9,475.60
756000528	756000528	CDBG	\$5,619.74
756000528	756000528	CDBG	\$5,549.55
756000528	756000528	CDBG	\$6,014.57
756000528	756000528	CDBG	\$4,274.51
756000528	756000528	CDBG	\$1,606.10
756000528	756000528	CDBG	\$7,328.70
756000528	756000528	CDBG	\$5,245.59
756000528	756000528	CDBG	\$8,585.36
756000528	756000528	CDBG	\$11,722.53
756000528	756000528	HOPWA	\$65,144.13
756000528	756000528	HOPWA	\$18,739.00
756000528	756000528	HESG	\$13,513.53
756000528	756000528	HESG	\$11,875.65
756000528	756000528	HESG	\$21.94
756000528	756000528	HESG	\$23,423.58
756000528	756000528	CDBG	\$3,908.51
756000528	756000528	CDBG-CV	\$15,989.80
756000528	756000528	HESG	\$3,798.00
756000528	756000528	HESG	\$3,798.00
756000528	756000528	HOME-ARP	\$2,746,917.00

756000528	756000528	HOME	\$20,442.00
756000528	756000528	CDBG	\$13,079.00
756000528	756000528	CDBG	\$4,275.00
756000528	756000528	CDBG	\$2,844.00
756000528	756000528	CDBG	\$4,454.57
756000528	756000528	CDBG	\$2,909.61
756000528	756000528	CDBG	\$4,461.64
756000528	756000528	HOPWA	\$1,852.03
756000528	756000528	HOPWA	\$3,135.15
756000528	756000528	HOPWA	\$9,499.35
756000528	756000528	HOPWA	\$4,997.74
756000528	756000528	HOPWA	\$29,558.41
756000528	756000528	HOPWA	\$1,427.54
756000528	756000528	HOPWA	\$2,121.61
756000528	756000528	HOPWA	\$4,997.69
756000528	756000528	HOPWA	\$29,915.00
756000528	756000528	HOPWA	\$6,432.03
756000528	756000528	HOPWA	\$58,842.12
756000528	756000528	HOPWA	\$17,477.20
756000528	756000528	HOPWA	\$18,719.00
756000528	756000528	HOPWA	\$5,321.50
756000528	756000528	HOPWA	\$63,641.78
756000528	756000528	HOPWA	\$14,913.06
756000528	756000528	HESG	\$12,063.28
756000528	756000528	HESG	\$17,628.31
756000528	756000528	HESG	\$6,580.71
756000528	756000528	HESG	\$5,419.49
756000528	756000528	HESG	\$5,462.32
756000528	756000528	HESG	\$2,738.87
756000528	756000528	HOPWA	\$18,456.50
756000528	756000528	HOME	\$25,000.00
756000528	756000528	CDBG	\$18,300.94
756000528	756000528	CDBG	\$38,983.34
756000528	756000528	CDBG	\$7,845.00
756000528	756000528	CDBG	\$61,877.81
756000528	756000528	CDBG-CV	\$27,454.78
756000528	756000528	CDBG	\$16,119.29
756000528	756000528	CDBG	\$2,044.92
756000528	756000528	CDBG	\$3,039.30
756000528	756000528	CDBG	\$3,611.01
756000528	756000528	CDBG	\$6,517.44
756000528	756000528	CDBG	\$5,247.62
756000528	756000528	CDBG	\$5,247.68
756000528	756000528	CDBG	\$2,557.27
756000528	756000528	CDBG	\$2,329.29
756000528	756000528	CDBG	\$8,571.62
756000528	756000528	CDBG	\$7,554.00
756000528	756000528	CDBG	\$8,159.36
756000528	756000528	CDBG	\$4,461.64
756000528	756000528	CDBG	\$6,532.06
756000528	756000528	CDBG	\$3,682.06
756000528	756000528	CDBG	\$4,313.37
756000528	756000528	CDBG-CV	\$4,314.37
756000528	756000528	CDBG-CV	\$5,391.57
756000528	756000528	CDBG-CV	\$17,618.84

756000528	756000528	HOME	\$25,000.00
756000528	756000528	HOPWA	\$4,278.50
756000528	756000528	HOPWA	\$58,476.91
756000528	756000528	HOPWA	\$14,853.00
756000528	756000528	HOPWA	\$20,970.27
756000528	756000528	HOPWA	\$46,394.60
756000528	756000528	HESG	\$6,084.70
756000528	756000528	HESG	\$9,103.99
756000528	756000528	HESG	\$11,012.61
756000528	756000528	HESG	\$9,700.31
756000528	756000528	HESG	\$19,095.09
756000528	756000528	HOME	\$18,862.41
756000528	756000528	HOME-ARP	\$1,964.69
756000528	756000528	HOME	\$25,000.00
756000528	756000528	HOME	\$25,000.00
756000528	756000528	CDBG	\$937,819.34
756000528	756000528	CDBG	\$624,334.81
756000528	756000528	CDBG	\$354,199.85
756000528	756000528	CDBG	\$135,952.85
756000528	756000528	CDBG	\$636,610.00
756000528	756000528	CDBG	\$478,469.00
756000528	756000528	HOME-ARP	\$137,037.03
756000528	756000528	HOME-ARP	\$973,672.63
752791607	756000528	HOME	\$87,615.00
756000528	756000528	CDBG	\$9,038.87
756000528	756000528	CDBG	\$2,808.96
756000528	756000528	CDBG	\$5,262.23
756000528	756000528	CDBG	\$3,657.24
756000528	756000528	CDBG	\$8,236.95
756000528	756000528	CDBG	\$8,326.25
756000528	756000528	CDBG	\$8,303.40
756000528	756000528	CDBG	\$8,065.45
756000528	756000528	CDBG	\$7,456.49
756000528	756000528	CDBG	\$4,589.76
756000528	756000528	CDBG	\$4,461.64
756000528	756000528	CDBG	\$8,402.39
756000528	756000528	HESG	\$41,283.58
756000528	756000528	HESG	\$6,093.32
756000528	756000528	HESG	\$6,244.80
756000528	756000528	CDBG	\$5,128.50
756000528	756000528	HOME	\$25,000.00
756000528	756000528	HOME	\$25,000.00
756000528	756000528	HOME	\$1,000.00
756000528	756000528	HOME	\$1,000.00
756000528	756000528	HOME	\$1,000.00
756000528	756000528	CDBG	\$16,229.56
756000528	756000528	CDBG	\$8,400.65
756000528	756000528	HOME	\$25,000.00
756000528	756000528	HOME	\$1,000.00
756000528	756000528	CDBG	\$31,038.73
756000528	756000528	CDBG	\$199,032.47
756000528	756000528	HOME	\$1,000.00
756000528	756000528	HOME	\$20,710.54
756000528	756000528	HOME-ARP	\$4,703.56
756000528	756000528	CDBG	\$16,620.23

756000528	756000528	CDBG	\$4,995.23
756000528	756000528	CDBG	\$4,377.06
756000528	756000528	CDBG	\$4,434.35
756000528	756000528	CDBG	\$8,301.89
756000528	756000528	CDBG	\$6,473.60
756000528	756000528	CDBG	\$6,711.97
756000528	756000528	CDBG	\$3,146.35
756000528	756000528	CDBG	\$5,818.70
756000528	756000528	CDBG	\$8,252.53
756000528	756000528	HESG	\$6,397.37
756000528	756000528	HESG	\$8,294.66
756000528	756000528	HESG	\$6,095.38
756000528	756000528	HESG	\$6,084.92
756000528	756000528	HESG	\$10,881.11
756000528	756000528	HESG	\$10,980.65
756000528	756000528	HESG	\$4,390.54
756000528	756000528	HESG	\$4,089.22
756000528	756000528	HESG	\$4,465.87
756000528	756000528	HESG	\$5,330.56
756000528	756000528	HESG	\$5,455.20
756000528	756000528	CDBG-CV	\$4,292.35
756000528	756000528	CDBG-CV	\$12,907.71
756000528	756000528	HESG	\$5,800.00
756000528	756000528	HOME	\$1,000.00
756000528	756000528	HESG	\$1,690.77
756000528	756000528	HESG	\$25,897.58
756000528	756000528	CDBG	\$3,352.22
756000528	756000528	CDBG	\$8,459.96
756000528	756000528	CDBG	\$17,933.96
756000528	756000528	CDBG	\$16,711.95
756000528	756000528	HOPWA	\$5,276.76
756000528	756000528	HOPWA	\$51,943.50
756000528	756000528	HOPWA	\$16,193.39
756000528	756000528	HOPWA	\$20,954.00
756000528	756000528	HOPWA	\$3,045.21
756000528	756000528	HOPWA	\$48,737.31
756000528	756000528	HOPWA	\$13,554.75
756000528	756000528	HOPWA	\$18,830.00
756000528	756000528	HOPWA	\$3,017.87
756000528	756000528	HOPWA	\$55,853.61
756000528	756000528	HOPWA	\$13,985.73
756000528	756000528	HOPWA	\$18,847.00
756000528	756000528	HOPWA	\$1,713.02
756000528	756000528	HOPWA	\$17,994.53
756000528	756000528	HOPWA	\$4,260.24
756000528	756000528	HOPWA	\$33,594.54
756000528	756000528	HOPWA	\$2,569.53
756000528	756000528	HOPWA	\$19,431.20
756000528	756000528	HOPWA	\$5,284.19
756000528	756000528	HOPWA	\$24,979.28
756000528	756000528	HOME	\$1,000.00
756000528	756000528	HOME	\$6,366.59
756000528	756000528	HOME	\$18,009.50
756000528	756000528	CDBG	\$14,694.00
756000528	756000528	CDBG	\$11,370.43

756000528	756000528	CDBG	\$423,833.24
756000528	756000528	CDBG	\$26,652.78
756000528	756000528	CDBG	\$26,076.28
756000528	756000528	CDBG	\$33,870.45
756000528	756000528	CDBG	\$20,161.84
756000528	756000528	CDBG	\$15,649.79
756000528	756000528	CDBG	\$23,860.96
756000528	756000528	CDBG	\$32,741.27
756000528	756000528	CDBG	\$26,924.21
756000528	756000528	CDBG	\$25,089.56
756000528	756000528	CDBG	\$11,798.51
756000528	756000528	CDBG	\$8,462.46
756000528	756000528	CDBG	\$8,681.04
756000528	756000528	CDBG	\$11,142.38
756000528	756000528	CDBG	\$11,743.70
756000528	756000528	CDBG	\$12,597.59
756000528	756000528	CDBG	\$15,650.78
756000528	756000528	CDBG	\$7,766.09
756000528	756000528	CDBG	\$6,210.02
756000528	756000528	CDBG	\$9,994.68
756000528	756000528	CDBG	\$131,127.58
756000528	756000528	CDBG	\$82,896.64
756000528	756000528	CDBG	\$73,780.95
756000528	756000528	CDBG	\$83,209.88
756000528	756000528	HESG	\$1,119.73
756000528	756000528	HESG	\$6,726.11
756000528	756000528	HESG	\$7,985.12
756000528	756000528	HESG	\$4,355.84
756000528	756000528	HESG	\$2,218.52
756000528	756000528	HESG	\$1,471.10
756000528	756000528	HESG	\$6,023.77
756000528	756000528	HESG	\$9,110.38
756000528	756000528	HOME	\$1,000.00
756000528	756000528	HOME	\$1,000.00
756000528	756000528	CDBG	\$15,240.00
756000528	756000528	HESG	\$6,780.43
756000528	756000528	CDBG	\$2,658.98
756000528	756000528	HESG	\$8,780.72
756000528	756000528	HESG	\$5,858.38
756000528	756000528	HESG	\$2,614.46
756000528	756000528	HESG	\$11,379.46
756000528	756000528	HESG	\$6,039.81
756000528	756000528	HESG	\$10,931.73
756000528	756000528	CDBG	\$7,056.18
756000528	756000528	CDBG	\$6,863.46
756000528	756000528	CDBG	\$6,767.10
756000528	756000528	CDBG	\$6,315.96
756000528	756000528	CDBG	\$4,588.44
756000528	756000528	CDBG	\$4,132.49
756000528	756000528	CDBG	\$4,648.67
756000528	756000528	CDBG	\$4,659.94
756000528	756000528	CDBG	\$4,108.85
756000528	756000528	CDBG	\$10,830.89
756000528	756000528	CDBG-CV	\$10,515.26
756000528	756000528	CDBG	\$15,253.86



756000528	756000528	HOME-ARP	\$4,704.52
756000528	756000528	HOME	\$25,612.76
756000528	756000528	HOME	\$11,446.79
756000528	756000528	HOME	\$1,000.00
756000528	756000528	HOME	\$1,000.00
756000528	756000528	CDBG-CV	\$4,953.18
756000528	756000528	CDBG	\$4,779.69
756000528	756000528	CDBG-CV	\$1,840.73
756000528	756000528	HOPWA	\$3,036.58
756000528	756000528	HOPWA	\$52,619.08
756000528	756000528	HOPWA	\$14,204.91
756000528	756000528	HOPWA	\$19,886.68
756000528	756000528	HOPWA	\$3,041.58
756000528	756000528	HOPWA	\$47,525.72
756000528	756000528	HOPWA	\$14,254.23
756000528	756000528	HOPWA	\$17,940.00
756000528	756000528	HOPWA	\$1,713.02
756000528	756000528	HOPWA	\$13,937.08
756000528	756000528	HOPWA	\$3,522.80
756000528	756000528	HOPWA	\$33,534.28
756000528	756000528	HOPWA	\$1,798.73
756000528	756000528	HOPWA	\$3,699.24
756000528	756000528	HOPWA	\$28,887.00
756000528	756000528	HOPWA	\$3,399.66
756000528	756000528	HOPWA	\$8,593.98
756000528	756000528	HOPWA	\$5,548.89
756000528	756000528	HOPWA	\$29,574.00
756000528	756000528	HOPWA	\$4,220.47
756000528	756000528	HOPWA	\$48,094.78
756000528	756000528	HOME-ARP	\$1,724.44
756000528	756000528	HOME	\$20,320.27
756000528	756000528	HOME	\$1,000.00
756000528	756000528	HOME	\$1,000.00
756000528	756000528	HOPWA	\$1,876.11
756000528	756000528	HOPWA	\$2,418.31
756000528	756000528	HOPWA	\$4,613.63
756000528	756000528	HOPWA	\$2,037.98
756000528	756000528	HOPWA	\$2,709.72
756000528	756000528	HOPWA	\$2,508.29
756000528	756000528	HOPWA	\$6,690.15
756000528	756000528	HOPWA	\$3,520.31
756000528	756000528	HOPWA	\$2,935.07
756000528	756000528	HOPWA	\$2,991.69
756000528	756000528	HOPWA	\$1,877.15
756000528	756000528	HESG	\$25,607.80
756000528	756000528	CDBG	\$14,019.96
756000528	756000528	CDBG	\$187,837.46
756000528	756000528	CDBG	\$4,841.56
756000528	756000528	CDBG	\$4,391.35
756000528	756000528	CDBG	\$4,475.21
756000528	756000528	CDBG	\$5,442.66
756000528	756000528	CDBG	\$7,367.59
756000528	756000528	CDBG	\$7,607.02
756000528	756000528	CDBG	\$8,714.03
756000528	756000528	CDBG	\$8,686.84

756000528	756000528	CDBG	\$6,574.24
756000528	756000528	CDBG	\$6,066.30
756000528	756000528	CDBG	\$850.00
756000528	756000528	CDBG	\$6,470.39
756000528	756000528	HOME	\$1,000.00
756000528	756000528	HOME	\$1,000.00
756000528	756000528	CDBG	\$2,083.33
756000528	756000528	CDBG	\$9,052.71
756000528	756000528	CDBG	\$7,573.22
756000528	756000528	CDBG	\$7,535.78
756000528	756000528	CDBG	\$8,942.06
756000528	756000528	HOPWA	\$3,046.58
756000528	756000528	HOPWA	\$48,271.45
756000528	756000528	HOPWA	\$14,405.02
756000528	756000528	HOPWA	\$17,688.00
756000528	756000528	HOPWA	\$24,393.21
756000528	756000528	HOPWA	\$2,902.89
756000528	756000528	HOPWA	\$31,485.00
756000528	756000528	HOPWA	\$19,474.08
756000528	756000528	HOPWA	\$18,524.00
756000528	756000528	HOPWA	\$75,333.63
756000528	756000528	HOPWA	\$59,065.13
756000528	756000528	HOPWA	\$74,143.27
756000528	756000528	HOPWA	\$68,242.13
756000528	756000528	HOPWA	\$2,862.91
756000528	756000528	HOPWA	\$3,977.44
756000528	756000528	CDBG	\$155,968.90
756000528	756000528	CDBG	\$97,547.83
756000528	756000528	CDBG	\$27,629.23
756000528	756000528	CDBG	\$21,409.59
756000528	756000528	CDBG	\$25,755.09
756000528	756000528	CDBG	\$22,966.53
756000528	756000528	CDBG	\$20,247.40
756000528	756000528	CDBG	\$20,390.35
756000528	756000528	CDBG	\$30,372.49
756000528	756000528	CDBG	\$14,945.37
756000528	756000528	CDBG	\$21,020.95
756000528	756000528	CDBG	\$5,938.97
756000528	756000528	CDBG	\$6,502.82
756000528	756000528	CDBG	\$31,780.81
756000528	756000528	CDBG	\$14,217.42
756000528	756000528	CDBG	\$15,206.97
756000528	756000528	CDBG	\$14,016.47
756000528	756000528	CDBG	\$8,706.86
756000528	756000528	CDBG	\$13,534.06
756000528	756000528	CDBG	\$10,922.81
756000528	756000528	CDBG	\$83,492.68
756000528	756000528	CDBG	\$81,567.42
756000528	756000528	CDBG	\$76,023.99
756000528	756000528	HESG	\$17,283.15
756000528	756000528	HOME	\$1,000.00
756000528	756000528	HOPWA	\$459.08
756000528	756000528	HOPWA	\$11,856.38
756000528	756000528	HOPWA	\$15,655.31
756000528	756000528	HOPWA	\$15,602.59

756000528	756000528	HOPWA	\$15,125.76
756000528	756000528	HOPWA	\$13,802.43
756000528	756000528	HOPWA	\$14,612.02
756000528	756000528	HOPWA	\$18,889.47
756000528	756000528	HOPWA	\$14,515.34
756000528	756000528	HOPWA	\$10,539.32
756000528	756000528	HOPWA	\$15,099.68
756000528	756000528	HOPWA	\$14,438.16
756000528	756000528	HOPWA	\$15,760.39
756000528	756000528	HOPWA	\$7,557.31
756000528	756000528	HOPWA	\$956.79
756000528	756000528	HESG	\$28,245.38
756000528	756000528	HESG	\$11,045.55
756000528	756000528	HESG	\$6,091.94
756000528	756000528	HESG	\$19,532.47
756000528	756000528	CDBG-CV	\$7,388.63
756000528	756000528	CDBG-CV	\$5,772.13
756000528	756000528	CDBG-CV	\$6,362.75
756000528	756000528	CDBG-CV	\$5,954.80
756000528	756000528	CDBG-CV	\$6,939.83
756000528	756000528	CDBG-CV	\$20,475.50
756000528	756000528	CDBG-CV	\$19,967.42
756000528	756000528	CDBG-CV	\$20,749.25
756000528	756000528	CDBG-CV	\$27,534.38
756000528	756000528	CDBG-CV	\$5,734.34
756000528	756000528	HOPWA	\$14,486.76
756000528	756000528	CDBG	\$16,925.48
756000528	756000528	CDBG	\$16,938.87
756000528	756000528	CDBG	\$32,654.21
756000528	756000528	HESG	\$15,848.14
756000528	756000528	HOME	\$24,327.16
756000528	756000528	HESG	\$11,776.43
756000528	756000528	HESG	\$15,933.33
756000528	756000528	CDBG	\$41,362.93
756000528	756000528	CDBG	\$9,638.35
756000528	756000528	HOME	\$31,481.21
756000528	756000528	HESG	\$14,318.12
756000528	756000528	HESG	\$11,337.96
756000528	756000528	HESG	\$6,088.92
756000528	756000528	HESG	\$5,360.34
756000528	756000528	CDBG-CV	\$6,513.53
756000528	756000528	CDBG	\$4,733.68
756000528	756000528	CDBG	\$8,966.77
756000528	756000528	CDBG	\$8,254.76
756000528	756000528	CDBG	\$5,211.52
756000528	756000528	CDBG	\$9,771.78
756000528	756000528	CDBG	\$4,135.87
756000528	756000528	CDBG	\$10,716.10
756000528	756000528	CDBG	\$7,640.74
756000528	756000528	HOPWA	\$17,001.80
756000528	756000528	HOPWA	\$27,067.00
756000528	756000528	HOPWA	\$273.18
756000528	756000528	HOPWA	\$65,015.96
756000528	756000528	HOPWA	\$8,023.50
756000528	756000528	HOPWA	\$3,329.38

756000528	756000528	HOPWA		\$44,166.64
756000528	756000528	HOPWA		\$15,149.91
756000528	756000528	HOPWA		\$20,301.00
756000528	756000528	HOPWA		\$1,076.00
756000528	756000528	HOPWA		\$1,521.00
756000528	756000528	HOPWA		\$1,295.00
756000528	756000528	HOPWA		\$1,600.00
756000528	756000528	HOPWA		\$3,366.00
756000528	756000528	HOME-ARP		\$4,475.66
756000528	756000528	HOME-ARP		\$4,311.20
756000528	756000528	HOME-ARP		\$500,000.00
756000528	756000528	HOME		\$21,400.00
756000528	756000528	HOME		\$1,000.00
756000528	756000528	HOME		\$7,894.83
756000528	756000528	HOME		\$1,000.00
756000528	756000528	CDBG		\$4,334.78
756000528	756000528	CDBG		\$159,876.35
756000528	756000528	CDBG	Y	\$16,058.06
756000528	756000528	CDBG	Y	\$81,676.75
756000528	756000528	CDBG	Y	\$101,667.69
756000528	756000528	CDBG	Y	\$16,476.19
756000528	756000528	CDBG	Y	\$6,179.27
756000528	756000528	CDBG	Y	\$2,083.33
756000528	756000528	CDBG	Y	\$16,257.14
756000528	756000528	CDBG	Y	\$18,069.40
756000528	756000528	CDBG	Y	\$28,073.10
756000528	756000528	CDBG	Y	\$7,633.67
756000528	756000528	CDBG	Y	\$24,465.86
756000528	756000528	CDBG	Y	\$31,043.21
756000528	756000528	CDBG	Y	\$16,647.87
756000528	756000528	CDBG	Y	\$24,045.06
756000528	756000528	CDBG	Y	\$25,666.36
756000528	756000528	CDBG	Y	\$8,872.07
756000528	756000528	CDBG	Y	\$2,083.33
756000528	756000528	CDBG	Y	\$6,962.39
756000528	756000528	CDBG	Y	\$8,326.27
756000528	756000528	CDBG	Y	\$14,483.38
756000528	756000528	CDBG	Y	\$5,197.52
756000528	756000528	CDBG	Y	\$5,242.86
756000528	756000528	CDBG	Y	\$6,460.15
756000528	756000528	CDBG	Y	\$6,459.56
756000528	756000528	CDBG	Y	\$5,617.01
756000528	756000528	CDBG	Y	\$5,898.40
756000528	756000528	CDBG	Y	\$56,398.58
756000528	756000528	CDBG	Y	\$17,556.79
756000528	756000528	CDBG	Y	\$10,987.63
756000528	756000528	HOME		\$100.00
756000528	756000528	HOME		\$37,872.63
756000528	756000528	HOME		\$25,000.00
756000528	756000528	CDBG-CV	Y	\$18,714.25
756000528	756000528	CDBG-CV	Y	\$17,062.99
756000528	756000528	CDBG-CV	Y	\$19,018.60
756000528	756000528	CDBG	Y	\$4,999.87
756000528	756000528	CDBG	Y	\$3,137.27
756000528	756000528	CDBG	Y	\$16,476.79

756000528	756000528	CDBG	Y	\$113,050.51
756000528	756000528	CDBG	Y	\$6,179.27
756000528	756000528	CDBG	Y	\$8,317.83
756000528	756000528	CDBG	Y	\$1,640.82
756000528	756000528	CDBG	Y	\$7,981.63
756000528	756000528	CDBG	Y	\$8,741.78
756000528	756000528	CDBG	Y	\$6,178.71
756000528	756000528	CDBG	Y	\$5,897.86
756000528	756000528	CDBG	Y	\$6,178.71
756000528	756000528	CDBG	Y	\$34,244.48
756000528	756000528	CDBG	Y	\$12,615.88
756000528	756000528	CDBG	Y	\$3,215.06
756000528	756000528	CDBG	Y	\$4,041.66
756000528	756000528	CDBG	Y	\$5,087.79
756000528	756000528	CDBG	Y	\$3,477.14
756000528	756000528	CDBG	Y	\$1,687.84
756000528	756000528	CDBG	Y	\$9,334.91
756000528	756000528	CDBG	Y	\$2,083.33
756000528	756000528	CDBG	Y	\$7,397.90
756000528	756000528	CDBG	Y	\$5,882.85
756000528	756000528	CDBG	Y	\$6,809.57
756000528	756000528	CDBG	Y	\$7,619.45
756000528	756000528	CDBG	Y	\$9,978.39
756000528	756000528	CDBG	Y	\$4,298.62
756000528	756000528	CDBG	Y	\$4,509.21
756000528	756000528	CDBG	Y	\$6,529.63
756000528	756000528	CDBG	Y	\$4,905.11
756000528	756000528	CDBG-CV	Y	\$3,115.50
756000528	756000528	CDBG-CV	Y	\$8,296.00
756000528	756000528	CDBG-CV	Y	\$5,208.00
756000528	756000528	CDBG-CV	Y	\$6,706.00
756000528	756000528	CDBG-CV	Y	\$9,555.99
756000528	756000528	HESG		\$11,154.49
756000528	756000528	HESG		\$6,538.14
756000528	756000528	HESG		\$5,093.75
756000528	756000528	HESG		\$6,093.47
756000528	756000528	HESG		\$11,449.41
756000528	756000528	HESG		\$1,236.16
756000528	756000528	HESG		\$6,917.98
756000528	756000528	HESG		\$9,987.58
756000528	756000528	HESG		\$802.30
756000528	756000528	HESG		\$2,571.62
756000528	756000528	HESG		\$8,386.85
756000528	756000528	HESG		\$2,373.12
756000528	756000528	HESG		\$13,968.03
756000528	756000528	HESG		\$5,021.66
756000528	756000528	HOPWA		\$10,222.43
756000528	756000528	HOPWA		\$28,470.72
756000528	756000528	HOPWA		\$17,696.50
756000528	756000528	HOPWA		\$28,982.00
756000528	756000528	HOPWA		\$65,957.36
756000528	756000528	HOPWA		\$2,145.22
756000528	756000528	HOPWA		\$50,754.34
756000528	756000528	HOPWA		\$14,389.47
756000528	756000528	HOPWA		\$27,772.87

756000528	756000528	CDBG	Y	\$372,417.25
756000528	756000528	CDBG	Y	\$35,028.84
756000528	756000528	CDBG	Y	\$15,122.19
756000528	756000528	CDBG	Y	\$18,388.19
756000528	756000528	CDBG	Y	\$17,525.17
756000528	756000528	CDBG	Y	\$24,044.41
756000528	756000528	CDBG	Y	\$72,211.20
756000528	756000528	HESG		\$13,548.75
756000528	756000528	HESG		\$12,591.83
756000528	756000528	HESG		\$10,259.99
756000528	756000528	HESG		\$9,184.51
756000528	756000528	HOPWA		\$68,821.20
756000528	756000528	HOPWA		\$83.74
756000528	756000528	HOPWA		\$872.00
756000528	756000528	HOPWA		\$20,040.43
756000528	756000528	HOPWA		\$6,076.47
756000528	756000528	HOPWA		\$5,081.21
756000528	756000528	HOPWA		\$217.24
756000528	756000528	HOPWA		\$185.77
756000528	756000528	HOPWA		\$26,026.07
756000528	756000528	HOPWA		\$26,533.89
756000528	756000528	HOPWA		\$31,518.13
756000528	756000528	HOPWA		\$2,552.82
756000528	756000528	HESG		\$522.52
756000528	756000528	CDBG-CV	Y	\$119.75
756000528	756000528	CDBG	Y	\$37.99
756000528	756000528	CDBG-CV	Y	\$18,873.66
756000528	756000528	CDBG-CV	Y	\$838.32
756000528	756000528	CDBG	Y	\$1,476.87
756000528	756000528	CDBG	Y	\$17,253.90
756000528	756000528	CDBG	Y	\$250,396.26
756000528	756000528	CDBG	Y	\$7,701.75
756000528	756000528	CDBG	Y	\$4,536.51
756000528	756000528	HOME		\$50,000.00
756000528	756000528	HOME-ARP		\$614,316.00
				\$26,534,224.79

































Line 18

Account Type	Project id	Accounting_Date	Account	Activity	Line_Amount
Revenue	103708	04/08/25	4310013	9919L0	\$ 135,952.85
Revenue	102361	04/08/25	4310013	9919L0	\$ 624,334.81
Revenue	105148	04/08/25	4310013	9919L0	\$ 636,610.00
Revenue	103020	04/08/25	4310013	9919L0	\$ 354,199.85
Revenue	105837	04/08/25	4310013	9919L0	\$ 478,469.00
				<b>Total EN</b>	<b>\$ 2,229,566.51</b>
G00027				<b>Total PI</b>	<b>\$937,819.34</b>
				<b>Total Revenue</b>	<b>\$ 3,167,385.85</b>

Line 19

Account Type	Project id	Accounting_Date	Account	Activity	Line_Amount
				<b>Grand Total</b>	<b>\$5,141,192.54</b>
				<b>991906 Total</b>	<b>\$ 169,265.93</b>
				<b>991908 Total</b>	<b>\$ 654,991.86</b>
				<b>991909 Total</b>	<b>\$ 964,239.72</b>
				<b>991910 Total</b>	<b>\$1,977,397.20</b>
				<b>991911 Total</b>	<b>\$ 53,542.62</b>
				<b>991922 Total</b>	<b>\$ 81,731.00</b>
				<b>991930 Total</b>	<b>\$ 230,000.00</b>
				<b>991931 Total</b>	<b>\$ 11,504.19</b>
				<b>991932 Total</b>	<b>\$ 75,000.00</b>
				<b>991933 Total</b>	<b>\$ 60,000.00</b>
				<b>991934 Total</b>	<b>\$ 55,158.86</b>
				<b>991935 Total</b>	<b>\$ 76,517.36</b>
				<b>991936 Total</b>	<b>\$ 100,000.00</b>
				<b>991938 Total</b>	<b>\$ 91,591.91</b>
				<b>991943 Total</b>	<b>\$ 7,701.75</b>
				<b>991950 Total</b>	<b>\$ 100,555.02</b>
				<b>9919L2 Total</b>	<b>\$ 56,856.10</b>
				<b>9919L6 Total</b>	<b>\$ 50,000.00</b>
				<b>9919L9 Total</b>	<b>\$ 8,333.32</b>
				<b>9919M0 Total</b>	<b>\$ 25,000.00</b>
				<b>A01920 Total</b>	<b>\$ 291,805.70</b>

Line 27

Account Type	Project id	Accounting_Date	Account	Activity	Line_Amount
				<b>Grand Total</b>	<b>\$ 921,692.74</b>
				<b>991922 Total</b>	<b>\$ 81,731.00</b>
				<b>991930 Total</b>	<b>\$ 230,000.00</b>
				<b>991931 Total</b>	<b>\$ 11,504.19</b>
				<b>991932 Total</b>	<b>\$ 75,000.00</b>
				<b>991933 Total</b>	<b>\$ 60,000.00</b>
				<b>991934 Total</b>	<b>\$ 55,158.86</b>
				<b>991935 Total</b>	<b>\$ 76,517.36</b>
				<b>991936 Total</b>	<b>\$ 100,000.00</b>
				<b>991938 Total</b>	<b>\$ 91,591.91</b>
				<b>9919L2 Total</b>	<b>\$ 56,856.10</b>
				<b>9919L6 Total</b>	<b>\$ 50,000.00</b>

	9919L9 Total	\$	8,333.32
	9919M0 Total	\$	25,000.00

Line 37

Account Type	Project id	Accounting_Date	Account	Activity	Line_Amount
				Grand Total	\$1,163,945.61
				991902 Total	\$304,958.11
				991903 Total	\$233,774.51
				991904 Total	\$317,207.34
				991905 Total	\$136,870.81
				991907 Total	\$171,134.84



Line_Description





## GL0019-07 - Project Budget Summary

RunTime: 11/19/2025 02:17 PM

&lt;&lt; Back

[Export Detail Data](#)

Expand All

Collapse All

## 102718 CDBG-CV PY19/FY20

Revenue	Current Budget	
<a href="#">21001</a> Grants Operating Federal	<a href="#">\$4,360,291.00</a>	
Total Revenue:	<b>\$4,360,291.00</b>	

Expenditure	Current Budget	Pre-Encumbrance
Grant Capital & Operating	\$4,360,291.00	\$0.42
<a href="#">21001</a> Grants Operating Federal	<a href="#">\$4,360,291.00</a>	<a href="#">\$0.42</a>
<a href="#">991999</a> UNPROGRAMMED	\$0.00	\$0.00
<a href="#">9919D1</a> Guardianship Services	<a href="#">\$63,778.82</a>	\$0.00
<a href="#">9919D9</a> Tarrant Area Food Bank	<a href="#">\$242,000.00</a>	\$0.00
<a href="#">9919F2</a> ES Salvation Army	<a href="#">\$75,000.00</a>	\$0.00
<a href="#">9919U0</a> Cntr Transf Lvs-Micro Ent Spt	<a href="#">\$221,754.00</a>	\$0.00
<a href="#">9919U1</a> Cntr Transf Lvs-Emer Rntl Asst	<a href="#">\$1,006,358.00</a>	<a href="#">\$0.42</a>
<a href="#">9919U2</a> Housing Chan-Emer Rental Asst	<a href="#">\$437,138.61</a>	\$0.00
<a href="#">9919U3</a> Pathfinders-Emer Rental Asst	<a href="#">\$375,000.00</a>	\$0.00
<a href="#">9919U4</a> Salvation Army-Emer Rntl Asst	<a href="#">\$316,500.00</a>	\$0.00
<a href="#">9919U5</a> TC Sam Hsng Inc-Emer Rntl Asst	<a href="#">\$266,500.00</a>	\$0.00
<a href="#">9919U6</a> MOW-COVID Meal Deliveries	<a href="#">\$697,095.00</a>	\$0.00
<a href="#">9919U7</a> Sixty & Better-COVID Meal Del	\$0.00	\$0.00
<a href="#">9919U8</a> Presbyt Nght Shel-Empl-Rel Svc	<a href="#">\$159,999.98</a>	\$0.00
<a href="#">9919U9</a> Rcvy Rsrc-Employ-Related Svc	<a href="#">\$30,119.65</a>	\$0.00
<a href="#">9919V0</a> Women Cntr-Employ-Related Svc	<a href="#">\$120,221.00</a>	\$0.00
<a href="#">9919V1</a> HUD CDBG-CV ADMIN	<a href="#">\$348,825.94</a>	\$0.00
Total Expenditure :	<b>\$4,360,291.00</b>	<b>\$0.42</b>

Parameter	Value
-----------	-------

&lt;&lt; Back

FSCM 92 Production

Page 116 of 149



## GL0019-07 - Project Budget Summary

RunTime: 11/19/2025 02:17 PM

[<< Back](#)

Project	102718
---------	--------

[<< Back](#)

FSCM 92 Production

Page 117 of 149

ary

	Actuals (LTD)	Budget Remaining	% of Budget Received
	<a href="#">\$4,184,624.21</a>	(\$175,666.79)	95.97
	<b>\$4,184,624.21</b>	<b>(\$175,666.79)</b>	<b>95.97</b>

Encumbrance	Actuals (LTD)	Budget Remaining	% of Budget Spent	FY26	Unprogrammed Funds
\$138,233.40	\$4,184,624.21	\$37,432.97	99.14		
<a href="#">\$138,233.40</a>	<a href="#">\$4,184,624.21</a>	\$37,432.97	99.14		
\$0.00	\$0.00	\$0.00	0.00		
<a href="#">\$8,585.16</a>	<a href="#">\$55,193.66</a>	\$0.00	100.00	\$	8,585.16
<a href="#">\$129,630.18</a>	<a href="#">\$112,369.82</a>	\$0.00	100.00		
\$0.00	<a href="#">\$75,000.00</a>	\$0.00	100.00		
\$0.00	<a href="#">\$221,744.93</a>	\$9.07	100.00	\$	9.07
\$0.00	<a href="#">\$1,006,357.58</a>	\$0.00	100.00	\$	0.42
\$0.00	<a href="#">\$437,138.61</a>	\$0.00	100.00		
\$0.00	<a href="#">\$375,000.00</a>	\$0.00	100.00		
\$0.00	<a href="#">\$316,500.00</a>	\$0.00	100.00		
\$0.00	<a href="#">\$266,500.00</a>	\$0.00	100.00		
<a href="#">\$18.06</a>	<a href="#">\$697,076.94</a>	\$0.00	100.00	\$	18.06
\$0.00	\$0.00	\$0.00	0.00		
\$0.00	<a href="#">\$159,999.98</a>	\$0.00	100.00		
\$0.00	<a href="#">\$30,119.65</a>	\$0.00	100.00		
\$0.00	<a href="#">\$120,221.00</a>	\$0.00	100.00		
\$0.00	<a href="#">\$311,402.04</a>	\$37,423.90	89.27	\$	37,423.90
<b>\$138,233.40</b>	<b>\$4,184,624.21</b>	<b>\$37,432.97</b>	<b>99.14</b>	<b>\$</b>	<b>46,036.61</b>

<< Back

FSCM 92 Production

Page 118 of 149

ary



## GL0019-07 - Project Budget Summary

RunTime: 11/19/2025 02:12 PM

[<< Back](#)

[Export Detail Data](#)

Expand All

Collapse All

### 103020 CDBG (PY20-FY21)

Revenue	Current Budget	
<a href="#">21001</a> Grants Operating Federal	<a href="#">\$7,446,592.26</a>	
Total Revenue:	<b>\$7,446,592.26</b>	

Expenditure	Current Budget	Pre-Encumbrance
Grant Capital & Operating	\$7,446,592.26	\$0.00
<a href="#">21001</a> Grants Operating Federal	<a href="#">\$7,446,592.26</a>	\$0.00
<a href="#">991901</a> ADMIN CFW	<a href="#">\$123,360.95</a>	\$0.00
<a href="#">991903</a> COMMUNITY DEVELOPMENT	<a href="#">\$283,599.38</a>	\$0.00
<a href="#">991904</a> Planning/Reporting	<a href="#">\$519,356.18</a>	\$0.00
<a href="#">991905</a> ADMINISTRATION & LOAN SERV	<a href="#">\$203,675.39</a>	\$0.00
<a href="#">991906</a> HOMEOWNERSHIP & SERVICE	<a href="#">\$129,227.36</a>	\$0.00
<a href="#">991908</a> COWTOWN BRUSH UP PROJECT	<a href="#">\$454,999.08</a>	\$0.00
<a href="#">991909</a> HOME IMPROVEMENT/CONSTRUCTION	<a href="#">\$546,000.89</a>	\$0.00
<a href="#">991910</a> PRIORITY REPAIR PROGRAM	<a href="#">\$1,100,000.00</a>	\$0.00
<a href="#">991911</a> REACH PROJECT RAMP	<a href="#">\$115,000.00</a>	\$0.00
<a href="#">991922</a> LADDER ALLIANCE	<a href="#">\$63,747.78</a>	\$0.00
<a href="#">991924</a> PRESBYTERIAN NIGHT SHELTER	<a href="#">\$144,999.99</a>	\$0.00
<a href="#">991925</a> AB CHRISTIAN LEARNING CENTER	<a href="#">\$122,706.00</a>	\$0.00
<a href="#">991930</a> UNITED COMMUNITY LEARNING CTR	<a href="#">\$165,555.00</a>	\$0.00
<a href="#">991931</a> Sixty and Better	\$0.00	\$0.00
<a href="#">991932</a> MEALS ON WHEELS	<a href="#">\$121,814.00</a>	\$0.00
<a href="#">991935</a> Camp Fire First Texas	<a href="#">\$100,000.00</a>	\$0.00
<a href="#">991936</a> GIRLS INC OF TARRANT COUNTY	<a href="#">\$145,000.00</a>	\$0.00
<a href="#">991938</a> Housing Channel	<a href="#">\$123,585.72</a>	\$0.00
<a href="#">991940</a> Goodwill	<a href="#">\$59,666.10</a>	\$0.00

[<< Back](#)

FSCM 92 Production

Page 120 of 149



## GL0019-07 - Project Budget Summary

RunTime: 11/19/2025 02:12 PM

[<< Back](#)

<a href="#">991943</a> MATCH FOR LEAD GRANT	<a href="#">\$750,000.00</a>	\$0.00
<a href="#">991950</a> TRINITY HABITAT FOR HUMANITY	<a href="#">\$400,000.00</a>	\$0.00
<a href="#">991983</a> COWAN PLACE	<a href="#">\$888,602.18</a>	\$0.00
<a href="#">991999</a> UNPROGRAMMED	\$0.00	\$0.00
<a href="#">9919D1</a> Guardianship Services	<a href="#">\$64,740.72</a>	\$0.00
<a href="#">9919D4</a> Sheraton Drive Water/Sewer	<a href="#">\$17,727.80</a>	\$0.00
<a href="#">9919D8</a> Big Brothers Big Sisters	\$0.00	\$0.00
<a href="#">9919L0</a> Delara Chase	<a href="#">\$354,199.85</a>	\$0.00
<a href="#">9919L4</a> Casa de Los Suenos	<a href="#">\$123,118.31</a>	\$0.00
<a href="#">A01912</a> CA Streets	<a href="#">\$166,755.69</a>	\$0.00
<a href="#">A01959</a> CA Sheraton Drive Water/Sewer	<a href="#">\$159,153.89</a>	\$0.00
Total Expenditure :		<b>\$7,446,592.26</b>
		<b>\$0.00</b>

Parameter	Value
Project	103020

[<< Back](#)

FSCM 92 Production

Page 121 of 149

ary

	Actuals (LTD)	Budget Remaining	% of Budget Received
	<a href="#">\$7,446,592.26</a>	\$0.00	100.00
	<b>\$7,446,592.26</b>	<b>\$0.00</b>	<b>100.00</b>

Will appropriate program income of \$4,514.31

Encumbrance	Actuals (LTD)	Budget Remaining	% of Budget Spent
\$0.00	\$7,446,592.26	\$0.00	100.00
\$0.00	<a href="#">\$7,446,592.26</a>	\$0.00	100.00
\$0.00	<a href="#">\$123,360.95</a>	\$0.00	100.00
\$0.00	<a href="#">\$283,599.38</a>	\$0.00	100.00
\$0.00	<a href="#">\$519,356.18</a>	\$0.00	100.00
\$0.00	<a href="#">\$203,675.39</a>	\$0.00	100.00
\$0.00	<a href="#">\$129,227.36</a>	\$0.00	100.00
\$0.00	<a href="#">\$454,999.08</a>	\$0.00	100.00
\$0.00	<a href="#">\$546,000.89</a>	\$0.00	100.00
\$0.00	<a href="#">\$1,100,000.00</a>	\$0.00	100.00
\$0.00	<a href="#">\$115,000.00</a>	\$0.00	100.00
\$0.00	<a href="#">\$63,747.78</a>	\$0.00	100.00
\$0.00	<a href="#">\$144,999.99</a>	\$0.00	100.00
\$0.00	<a href="#">\$122,706.00</a>	\$0.00	100.00
\$0.00	<a href="#">\$165,555.00</a>	\$0.00	100.00
\$0.00	\$0.00	\$0.00	0.00
\$0.00	<a href="#">\$121,814.00</a>	\$0.00	100.00
\$0.00	<a href="#">\$100,000.00</a>	\$0.00	100.00
\$0.00	<a href="#">\$145,000.00</a>	\$0.00	100.00
\$0.00	<a href="#">\$123,585.72</a>	\$0.00	100.00
\$0.00	<a href="#">\$59,666.10</a>	\$0.00	100.00

<< Back

FSCM 92 Production

Page 122 of 149

ary

\$0.00	<a href="#">\$750,000.00</a>	\$0.00	100.00
\$0.00	<a href="#">\$400,000.00</a>	\$0.00	100.00
\$0.00	<a href="#">\$888,602.18</a>	\$0.00	100.00
\$0.00	\$0.00	\$0.00	0.00
\$0.00	<a href="#">\$64,740.72</a>	\$0.00	100.00
\$0.00	<a href="#">\$17,727.80</a>	\$0.00	100.00
\$0.00	\$0.00	\$0.00	0.00
\$0.00	<a href="#">\$354,199.85</a>	\$0.00	100.00
\$0.00	<a href="#">\$123,118.31</a>	\$0.00	100.00
\$0.00	<a href="#">\$166,755.69</a>	\$0.00	100.00
\$0.00	<a href="#">\$159,153.89</a>	\$0.00	100.00
<b>\$0.00</b>	<b>\$7,446,592.26</b>	<b>\$0.00</b>	<b>100.00</b>






## GL0019-07 - Project Budget Summary

RunTime: 11/19/2025 02:26 PM

&lt;&lt; Back

[Export Detail Data](#)

Expand All

Collapse All

## 103166 CDBG-CV3

Revenue	Current Budget	
<a href="#">21001</a> Grants Operating Federal	<a href="#">\$5,468,206.00</a>	
Total Revenue:	<b>\$5,468,206.00</b>	

Expenditure	Current Budget	Pre-Encumbrance
Grant Capital & Operating	\$5,468,206.00	\$0.00
<a href="#">21001</a> Grants Operating Federal	<a href="#">\$5,468,206.00</a>	\$0.00
<a href="#">991922</a> LADDER ALLIANCE	<a href="#">\$200,000.00</a>	\$0.00
<a href="#">991924</a> PRESBYTERIAN NIGHT SHELTER	<a href="#">\$432,905.00</a>	\$0.00
<a href="#">991925</a> AB CHRISTIAN LEARNING CENTER	<a href="#">\$114,136.17</a>	\$0.00
<a href="#">991927</a> CLAYTON YES	<a href="#">\$295,983.11</a>	\$0.00
<a href="#">991928</a> YMCA CHILD CARE	<a href="#">\$19,612.39</a>	\$0.00
<a href="#">991930</a> UNITED COMMUNITY LEARNING CTR	<a href="#">\$200,000.00</a>	\$0.00
<a href="#">991934</a> Boys and Girls Club	<a href="#">\$230,488.64</a>	\$0.00
<a href="#">991935</a> Camp Fire First Texas	<a href="#">\$67,622.72</a>	\$0.00
<a href="#">991936</a> GIRLS INC OF TARRANT COUNTY	<a href="#">\$295,939.80</a>	\$0.00
<a href="#">991950</a> TRINITY HABITAT FOR HUMANITY	<a href="#">\$1,999,014.80</a>	\$0.00
<a href="#">991988</a> Facade Improvement Program	<a href="#">\$163,367.80</a>	\$0.00
<a href="#">991999</a> UNPROGRAMMED	<a href="#">\$985.20</a>	\$0.00
<a href="#">9919D1</a> Guardianship Services	<a href="#">\$6,221.18</a>	\$0.00
<a href="#">9919D9</a> Tarrant Area Food Bank	<a href="#">\$60,000.00</a>	\$0.00
<a href="#">9919U5</a> TC Sam Hsng Inc-Emer Rntl Asst	<a href="#">\$199,720.45</a>	\$0.00
<a href="#">9919U6</a> MOW-COVID Meal Deliveries	<a href="#">\$350,000.00</a>	\$0.00
<a href="#">9919U9</a> Rcvy Rsrc-Employ-Related Svc	<a href="#">\$51,696.61</a>	\$0.00
<a href="#">9919V5</a> HUD CDBG-CV3 ADMIN	<a href="#">\$542,776.65</a>	\$0.00
<a href="#">9919W0</a> Volunteers of America Texas	<a href="#">\$74,923.83</a>	\$0.00

&lt;&lt; Back

FSCM 92 Production

Page 124 of 149



## GL0019-07 - Project Budget Summary

RunTime: 11/19/2025 02:26 PM

[<< Back](#)

<a href="#">9919W1</a> Avance-Dallas	<a href="#">\$45,471.44</a>	\$0.00
<a href="#">9919W2</a> Fortress Youth Development	<a href="#">\$45,000.00</a>	\$0.00
<a href="#">9919W3</a> FW Museum of Science	\$0.00	\$0.00
<a href="#">9919W4</a> Literacy United	<a href="#">\$44,960.04</a>	\$0.00
<a href="#">9919W5</a> Rivertree Academy	<a href="#">\$27,380.17</a>	\$0.00
Total Expenditure :		\$5,468,206.00

Parameter	Value
Project	103166

[<< Back](#)

FSCM 92 Production

Page 125 of 149

ary

	Actuals (LTD)	Budget Remaining	% of Budget Received
	<u>\$5,370,229.65</u>	(\$97,976.35)	98.21
	<b>\$5,370,229.65</b>	<b>(\$97,976.35)</b>	<b>98.21</b>

Encumbrance	Actuals (LTD)	Budget Remaining	% of Budget Spent	FY26	Unprogrammed Funds
\$41,907.77	\$5,370,888.30	\$55,409.93	98.99		
<u>\$41,907.77</u>	<u>\$5,370,888.30</u>	\$55,409.93	98.99		
\$0.00	<u>\$200,000.00</u>	\$0.00	100.00		
<u>\$1,810.12</u>	<u>\$431,094.88</u>	\$0.00	100.00	\$	1,810.12
\$0.00	<u>\$114,136.17</u>	\$0.00	100.00		
\$0.00	<u>\$295,983.11</u>	\$0.00	100.00		
\$0.00	<u>\$19,612.39</u>	\$0.00	100.00		
\$0.00	<u>\$200,000.00</u>	\$0.00	100.00		
\$0.00	<u>\$230,488.64</u>	\$0.00	100.00		
\$0.00	<u>\$67,622.72</u>	\$0.00	100.00		
\$0.00	<u>\$295,939.80</u>	\$0.00	100.00		
\$0.00	<u>\$1,999,014.80</u>	\$0.00	100.00		
\$0.00	<u>\$163,367.80</u>	\$0.00	100.00		
\$0.00	\$0.00	\$985.20	0.00	\$	985.20
<u>\$486.84</u>	<u>\$5,734.34</u>	\$0.00	100.00	\$	486.84
<u>\$37,955.54</u>	<u>\$22,044.46</u>	\$0.00	100.00	\$	37,955.54
\$0.00	<u>\$199,720.45</u>	\$0.00	100.00		
<u>\$1,655.27</u>	<u>\$348,344.73</u>	\$0.00	100.00	\$	1,655.27
\$0.00	<u>\$51,696.61</u>	\$0.00	100.00		
\$0.00	<u>\$488,351.92</u>	\$54,424.73	89.97		
\$0.00	<u>\$74,923.83</u>	\$0.00	100.00		

<< Back

FSCM 92 Production

Page 126 of 149

ary

\$0.00	<a href="#">\$45,471.44</a>	\$0.00	100.00	
\$0.00	<a href="#">\$45,000.00</a>	\$0.00	100.00	
\$0.00	\$0.00	\$0.00	0.00	
\$0.00	<a href="#">\$44,960.04</a>	\$0.00	100.00	
\$0.00	<a href="#">\$27,380.17</a>	\$0.00	100.00	
<b>\$41,907.77</b>	<b>\$5,370,888.30</b>	<b>\$55,409.93</b>	<b>98.99</b>	<b>\$ 42,892.97</b>




## GL0019-07 - Project Budget Summary

RunTime: 11/19/2025 01:53 PM

[<< Back](#)

[Export Detail Data](#)

[Expand All](#)

[Collapse All](#)

### 103708 CDBG (PY21/FY22)

Revenue	Current Budget	
<a href="#">21001</a> Grants Operating Federal	<a href="#">\$7,499,771.62</a>	
Total Revenue:	<b>\$7,499,771.62</b>	

Expenditure	Current Budget	Pre-Encumbrance
Grant Capital & Operating	\$7,499,771.62	\$0.00
<a href="#">21001</a> Grants Operating Federal	<a href="#">\$7,499,771.62</a>	\$0.00
<a href="#">991901</a> ADMIN CFW	<a href="#">\$81,823.62</a>	\$0.00
<a href="#">991903</a> COMMUNITY DEVELOPMENT	<a href="#">\$296,513.92</a>	\$0.00
<a href="#">991904</a> Planning/Reporting	<a href="#">\$551,309.39</a>	\$0.00
<a href="#">991905</a> ADMINISTRATION & LOAN SERV	<a href="#">\$273,526.49</a>	\$0.00
<a href="#">991906</a> HOMEOWNERSHIP & SERVICE	<a href="#">\$134,457.08</a>	\$0.00
<a href="#">991908</a> COWTOWN BRUSH UP PROJECT	<a href="#">\$499,994.33</a>	\$0.00
<a href="#">991909</a> HOME IMPROVEMENT/CONSTRUCTION	<a href="#">\$570,380.04</a>	\$0.00
<a href="#">991910</a> PRIORITY REPAIR PROGRAM	<a href="#">\$1,526,571.59</a>	\$0.00
<a href="#">991911</a> REACH PROJECT RAMP	<a href="#">\$115,000.00</a>	\$0.00
<a href="#">991922</a> LADDER ALLIANCE	<a href="#">\$66,305.34</a>	\$0.00
<a href="#">991923</a> SALVATION ARMY	<a href="#">\$75,000.00</a>	\$0.00
<a href="#">991924</a> PRESBYTERIAN NIGHT SHELTER	<a href="#">\$145,000.00</a>	\$0.00
<a href="#">991925</a> AB CHRISTIAN LEARNING CENTER	<a href="#">\$131,975.27</a>	\$0.00
<a href="#">991930</a> UNITED COMMUNITY LEARNING CTR	<a href="#">\$100,000.00</a>	\$0.00
<a href="#">991932</a> MEALS ON WHEELS	<a href="#">\$116,285.64</a>	\$0.00
<a href="#">991934</a> Boys and Girls Club	<a href="#">\$60,000.00</a>	\$0.00
<a href="#">991938</a> Housing Channel	<a href="#">\$118,672.13</a>	\$0.00
<a href="#">991943</a> MATCH FOR LEAD GRANT	<a href="#">\$19,384.30</a>	\$0.00
<a href="#">991950</a> TRINITY HABITAT FOR HUMANITY	<a href="#">\$400,000.00</a>	\$0.00

[<< Back](#)

FSCM 92 Production

Page 128 of 149



## GL0019-07 - Project Budget Summary

RunTime: 11/19/2025 01:53 PM

[<< Back](#)

<a href="#">991999</a> UNPROGRAMMED	<a href="#">\$1,571.24</a>	\$0.00
<a href="#">9919D0</a> Family Pathfinders	<a href="#">\$49,407.46</a>	\$0.00
<a href="#">9919D1</a> Guardianship Services	<a href="#">\$69,991.96</a>	\$0.00
<a href="#">9919D7</a> Artes De La Rosa	<a href="#">\$54,718.37</a>	\$0.00
<a href="#">9919D8</a> Big Brothers Big Sisters	<a href="#">\$95,829.99</a>	\$0.00
<a href="#">9919L0</a> Delara Chase	<a href="#">\$135,952.85</a>	\$0.00
<a href="#">9919Q3</a> ADA SOUTHSIDE COMM CTR	\$0.00	\$0.00
<a href="#">A01912</a> CA Streets	<a href="#">\$1,298,091.61</a>	\$0.00
<a href="#">A01920</a> CA BUNCHE PARK	<a href="#">\$512,009.00</a>	\$0.00
<a href="#">0800450</a> PACS Culture/Recreation	<a href="#">\$512,009.00</a>	\$0.00
<a href="#">5110101</a> Regular Employee Salaries	\$0.00	\$0.00
<a href="#">5110107</a> Inspection Labor	<a href="#">\$9,500.00</a>	\$0.00
<a href="#">5210101</a> Group Health Insurance E	\$0.00	\$0.00
<a href="#">5210401</a> Group Life Insurance	\$0.00	\$0.00
<a href="#">5220101</a> FICA/Medicare	\$0.00	\$0.00
<a href="#">5230101</a> Retirement	\$0.00	\$0.00
<a href="#">5330201</a> Other Contractual Services	<a href="#">\$5,000.00</a>	\$0.00
<a href="#">5330500</a> Consultant & Othr Prof Service	<a href="#">\$50,000.00</a>	\$0.00
<a href="#">5540201</a> Legal Notices	<a href="#">\$200.00</a>	\$0.00
<a href="#">5550102</a> Outside Printing & Binding	<a href="#">\$300.00</a>	\$0.00
<a href="#">5740010</a> Cap Out - Imp Other Than Bldgs	<a href="#">\$447,009.00</a>	\$0.00
Total Expenditure :	<b>\$7,499,771.62</b>	<b>\$0.00</b>

Parameter	Value
Project	103708

[<< Back](#)

FSCM 92 Production

Page 129 of 149

ary

	Actuals (LTD)	Budget Remaining	% of Budget Received
	<u>\$6,858,612.78</u>	(\$641,158.84)	91.45
	<b>\$6,858,612.78</b>	<b>(\$641,158.84)</b>	<b>91.45</b>

Encumbrance	Actuals (LTD)	Budget Remaining	% of Budget Spent	FY26	Unprogrammed Funds
\$220,277.20	\$6,875,910.76	\$403,583.66	94.62		
<u>\$220,277.20</u>	<u>\$6,875,910.76</u>	\$403,583.66	94.62		
\$0.00	<u>\$81,823.62</u>	\$0.00	100.00		
\$0.00	<u>\$296,513.92</u>	\$0.00	100.00		
\$0.00	<u>\$551,309.39</u>	\$0.00	100.00		
\$0.00	<u>\$273,526.49</u>	\$0.00	100.00		
\$0.00	<u>\$134,457.08</u>	\$0.00	100.00		
\$0.00	<u>\$499,994.33</u>	\$0.00	100.00		
\$0.00	<u>\$570,380.04</u>	\$0.00	100.00		
\$0.00	<u>\$1,526,571.59</u>	\$0.00	100.00		
\$0.00	<u>\$115,000.00</u>	\$0.00	100.00		
\$0.00	<u>\$66,305.34</u>	\$0.00	100.00		
\$0.00	<u>\$75,000.00</u>	\$0.00	100.00		
\$0.00	<u>\$145,000.00</u>	\$0.00	100.00		
\$0.00	<u>\$131,975.27</u>	\$0.00	100.00		
\$0.00	<u>\$100,000.00</u>	\$0.00	100.00		
\$0.00	<u>\$116,285.64</u>	\$0.00	100.00		
\$0.00	<u>\$60,000.00</u>	\$0.00	100.00		
\$0.00	<u>\$118,672.13</u>	\$0.00	100.00		
<u>\$3,100.55</u>	<u>\$16,283.75</u>	\$0.00	100.00	(\$16,283.75)	
\$0.00	\$0.00	\$400,000.00	0.00		

<< Back

FSCM 92 Production

Page 130 of 149

ary

\$0.00	\$0.00	\$1,571.24	0.00
\$0.00	<a href="#">\$49,407.46</a>	\$0.00	100.00
\$0.00	<a href="#">\$69,991.96</a>	\$0.00	100.00
\$0.00	<a href="#">\$54,718.37</a>	\$0.00	100.00
\$0.00	<a href="#">\$95,829.99</a>	\$0.00	100.00
\$0.00	<a href="#">\$135,952.85</a>	\$0.00	100.00
\$0.00	\$0.00	\$0.00	0.00
\$0.00	<a href="#">\$1,298,091.61</a>	\$0.00	100.00
<a href="#">\$217,176.65</a>	<a href="#">\$292,819.93</a>	\$2,012.42	99.61
<a href="#">\$217,176.65</a>	<a href="#">\$292,819.93</a>	\$2,012.42	99.61
\$0.00	<a href="#">\$7,083.04</a>	(\$7,083.04)	0.00
\$0.00	<a href="#">\$2,878.82</a>	\$6,621.18	30.30
\$0.00	<a href="#">\$1,022.80</a>	(\$1,022.80)	0.00
\$0.00	<a href="#">\$8.93</a>	(\$8.93)	0.00
\$0.00	<a href="#">\$122.01</a>	(\$122.01)	0.00
\$0.00	<a href="#">\$2,580.98</a>	(\$2,580.98)	0.00
\$0.00	\$0.00	\$5,000.00	0.00
<a href="#">\$15,060.00</a>	<a href="#">\$20,640.00</a>	\$14,300.00	71.40
\$0.00	\$0.00	\$200.00	0.00
\$0.00	\$0.00	\$300.00	0.00
<a href="#">\$202,116.65</a>	<a href="#">\$258,483.35</a>	(\$13,591.00)	103.04
<b>\$220,277.20</b>	<b>\$6,875,910.76</b>	<b>\$403,583.66</b>	<b>94.62</b>






## GL0019-07 - Project Budget Summary

RunTime: 11/19/2025 02:34 PM

[<< Back](#)

[Export Detail Data](#)

[Expand All](#)

[Collapse All](#)

### 104438 CDBG (PY22/FY23)

Revenue	Current Budget	
<a href="#">21001</a> Grants Operating Federal	<a href="#">\$6,978,525.27</a>	
Total Revenue:	<b>\$6,978,525.27</b>	

Expenditure	Current Budget	Pre-Encumbrance
Grant Capital & Operating	\$6,978,525.27	\$0.00
<a href="#">21001</a> Grants Operating Federal	<a href="#">\$6,978,525.27</a>	\$0.00
<a href="#">991901</a> ADMIN CFW	<a href="#">\$18,171.50</a>	\$0.00
<a href="#">991902</a> Compliance	<a href="#">\$141,763.25</a>	\$0.00
<a href="#">991903</a> COMMUNITY DEVELOPMENT	<a href="#">\$262,679.14</a>	\$0.00
<a href="#">991904</a> Planning/Reporting	<a href="#">\$229,652.44</a>	\$0.00
<a href="#">991905</a> ADMINISTRATION & LOAN SERV	<a href="#">\$273,331.71</a>	\$0.00
<a href="#">991906</a> HOMEOWNERSHIP & SERVICE	<a href="#">\$130,256.84</a>	\$0.00
<a href="#">991907</a> Nghbor Imprvmnt/Revitalization	<a href="#">\$182,220.26</a>	\$0.00
<a href="#">991908</a> COWTOWN BRUSH UP PROJECT	<a href="#">\$454,995.70</a>	\$0.00
<a href="#">991909</a> HOME IMPROVEMENT/CONSTRUCTION	<a href="#">\$606,521.16</a>	\$0.00
<a href="#">991910</a> PRIORITY REPAIR PROGRAM	<a href="#">\$2,000,000.00</a>	\$0.00
<a href="#">991911</a> REACH PROJECT RAMP	<a href="#">\$124,575.00</a>	\$0.00
<a href="#">991922</a> LADDER ALLIANCE	<a href="#">\$69,228.99</a>	\$0.00
<a href="#">991924</a> PRESBYTERIAN NIGHT SHELTER	<a href="#">\$125,000.00</a>	\$0.00
<a href="#">991925</a> AB CHRISTIAN LEARNING CENTER	<a href="#">\$74,925.00</a>	\$0.00
<a href="#">991928</a> YMCA CHILD CARE	<a href="#">\$49,340.91</a>	\$0.00
<a href="#">991930</a> UNITED COMMUNITY LEARNING CTR	<a href="#">\$100,000.00</a>	\$0.00
<a href="#">991932</a> MEALS ON WHEELS	<a href="#">\$121,992.53</a>	\$0.00
<a href="#">991933</a> WOMENS OF TARRANT COUNTY	<a href="#">\$48,996.72</a>	\$0.00
<a href="#">991934</a> Boys and Girls Club	<a href="#">\$60,000.00</a>	\$0.00

[<< Back](#)

FSCM 92 Production

Page 132 of 149



## GL0019-07 - Project Budget Summary

RunTime: 11/19/2025 02:34 PM

[<< Back](#)

<a href="#">991936</a> GIRLS INC OF TARRANT COUNTY	<a href="#">\$75,000.00</a>	\$0.00
<a href="#">991938</a> Housing Channel	<a href="#">\$97,645.46</a>	\$0.00
<a href="#">991943</a> MATCH FOR LEAD GRANT	<a href="#">\$730,615.70</a>	\$0.00
<a href="#">991999</a> UNPROGRAMMED	\$0.00	\$0.00
<a href="#">9919D1</a> Guardianship Services	<a href="#">\$67,608.04</a>	\$0.00
<a href="#">9919L0</a> Delara Chase	\$0.00	\$0.00
<a href="#">9919L1</a> United Way	<a href="#">\$49,666.02</a>	\$0.00
<a href="#">9919L2</a> Easter Seals North Texas	<a href="#">\$49,080.21</a>	\$0.00
<a href="#">9919L4</a> Casa de Los Suenos	<a href="#">\$745,133.00</a>	\$0.00
<a href="#">9919Q3</a> ADA SOUTHSIDE COMM CTR	\$0.00	\$0.00
<a href="#">9919U0</a> Cntr Transf Lvs-Micro Ent Spt	<a href="#">\$43,038.07</a>	\$0.00
<a href="#">9919W2</a> Fortress Youth Development	<a href="#">\$47,087.62</a>	\$0.00
Total Expenditure :	<b>\$6,978,525.27</b>	<b>\$0.00</b>

Parameter	Value
Project	104438

[<< Back](#)

FSCM 92 Production

Page 133 of 149

ary

	Actuals (LTD)	Budget Remaining	% of Budget Received
	<a href="#">\$6,255,611.32</a>	(\$722,913.95)	89.64
	<b>\$6,255,611.32</b>	<b>(\$722,913.95)</b>	<b>89.64</b>

Encumbrance	Actuals (LTD)	Budget Remaining	% of Budget Spent
\$116,168.79	\$6,261,756.32	\$600,600.16	91.39
<a href="#">\$116,168.79</a>	<a href="#">\$6,261,756.32</a>	\$600,600.16	91.39
\$0.00	<a href="#">\$18,171.50</a>	\$0.00	100.00
\$0.00	<a href="#">\$141,763.25</a>	\$0.00	100.00
\$0.00	<a href="#">\$262,679.14</a>	\$0.00	100.00
\$0.00	<a href="#">\$229,652.44</a>	\$0.00	100.00
\$0.00	<a href="#">\$273,331.71</a>	\$0.00	100.00
\$0.00	<a href="#">\$130,256.84</a>	\$0.00	100.00
\$0.00	<a href="#">\$182,220.26</a>	\$0.00	100.00
\$0.00	<a href="#">\$454,995.70</a>	\$0.00	100.00
\$0.00	<a href="#">\$606,521.16</a>	\$0.00	100.00
\$0.00	<a href="#">\$2,000,000.00</a>	\$0.00	100.00
\$0.00	<a href="#">\$124,575.00</a>	\$0.00	100.00
\$0.00	<a href="#">\$69,228.99</a>	\$0.00	100.00
\$0.00	<a href="#">\$125,000.00</a>	\$0.00	100.00
\$0.00	<a href="#">\$74,925.00</a>	\$0.00	100.00
\$0.00	<a href="#">\$49,340.91</a>	\$0.00	100.00
\$0.00	<a href="#">\$100,000.00</a>	\$0.00	100.00
\$0.00	<a href="#">\$121,992.53</a>	\$0.00	100.00
\$0.00	<a href="#">\$48,996.72</a>	\$0.00	100.00
\$0.00	<a href="#">\$60,000.00</a>	\$0.00	100.00

<< Back

FSCM 92 Production

Page 134 of 149

ary

\$0.00	<a href="#">\$75,000.00</a>	\$0.00	100.00
\$0.00	<a href="#">\$97,645.46</a>	\$0.00	100.00
<a href="#">\$116,168.79</a>	<a href="#">\$13,846.75</a>	\$600,600.16	17.80
\$0.00	\$0.00	\$0.00	0.00
\$0.00	<a href="#">\$67,608.04</a>	\$0.00	100.00
\$0.00	\$0.00	\$0.00	0.00
\$0.00	<a href="#">\$49,666.02</a>	\$0.00	100.00
\$0.00	<a href="#">\$49,080.21</a>	\$0.00	100.00
\$0.00	<a href="#">\$745,133.00</a>	\$0.00	100.00
\$0.00	\$0.00	\$0.00	0.00
\$0.00	<a href="#">\$43,038.07</a>	\$0.00	100.00
\$0.00	<a href="#">\$47,087.62</a>	\$0.00	100.00
<b>\$116,168.79</b>	<b>\$6,261,756.32</b>	<b>\$600,600.16</b>	<b>91.39</b>




## GL0019-07 - Project Budget Summary

RunTime: 11/19/2025 02:45 PM

[<< Back](#)

[Export Detail Data](#)

[Expand All](#)

[Collapse All](#)

### 105148 CDBG (PY23/FY24)

Revenue	Current Budget	
<a href="#">21001</a> Grants Operating Federal	<a href="#">\$7,019,279.15</a>	
Total Revenue:	<b>\$7,019,279.15</b>	

Expenditure	Current Budget	Pre-Encumbrance
Grant Capital & Operating	\$7,019,279.15	\$0.00
<a href="#">21001</a> Grants Operating Federal	<a href="#">\$7,019,279.15</a>	\$0.00
<a href="#">991901</a> ADMIN CFW	\$0.00	\$0.00
<a href="#">991902</a> Compliance	<a href="#">\$308,848.21</a>	\$0.00
<a href="#">991903</a> COMMUNITY DEVELOPMENT	<a href="#">\$217,084.38</a>	\$0.00
<a href="#">991904</a> Planning/Reporting	<a href="#">\$455,443.62</a>	\$0.00
<a href="#">991905</a> ADMINISTRATION & LOAN SERV	<a href="#">\$131,128.46</a>	\$0.00
<a href="#">991906</a> HOMEOWNERSHIP & SERVICE	<a href="#">\$126,861.17</a>	\$0.00
<a href="#">991907</a> Nghbor Imprvmnt/Revitalization	<a href="#">\$222,981.50</a>	\$0.00
<a href="#">991908</a> COWTOWN BRUSH UP PROJECT	<a href="#">\$455,000.00</a>	\$0.00
<a href="#">991909</a> HOME IMPROVEMENT/CONSTRUCTION	<a href="#">\$707,741.81</a>	\$0.00
<a href="#">991910</a> PRIORITY REPAIR PROGRAM	<a href="#">\$2,400,000.00</a>	\$0.00
<a href="#">991911</a> REACH PROJECT RAMP	<a href="#">\$147,623.00</a>	\$0.00
<a href="#">991922</a> LADDER ALLIANCE	<a href="#">\$71,890.19</a>	\$0.00
<a href="#">991925</a> AB CHRISTIAN LEARNING CENTER	<a href="#">\$78,218.00</a>	\$0.00
<a href="#">991930</a> UNITED COMMUNITY LEARNING CTR	<a href="#">\$142,425.00</a>	\$0.00
<a href="#">991932</a> MEALS ON WHEELS	<a href="#">\$75,000.00</a>	\$0.00
<a href="#">991933</a> WOMENS OF TARRANT COUNTY	<a href="#">\$75,000.00</a>	\$0.00
<a href="#">991934</a> Boys and Girls Club	<a href="#">\$70,000.00</a>	\$0.00
<a href="#">991935</a> Camp Fire First Texas	<a href="#">\$48,090.67</a>	\$0.00
<a href="#">991936</a> GIRLS INC OF TARRANT COUNTY	<a href="#">\$100,000.00</a>	\$0.00

[<< Back](#)

FSCM 92 Production

Page 136 of 149



## GL0019-07 - Project Budget Summary

RunTime: 11/19/2025 02:45 PM

[<< Back](#)

<a href="#">991938</a> Housing Channel	<a href="#">\$110,795.29</a>	\$0.00
<a href="#">991999</a> UNPROGRAMMED	<a href="#">\$178,146.03</a>	\$0.00
<a href="#">9919D1</a> Guardianship Services	<a href="#">\$92,842.00</a>	\$0.00
<a href="#">9919L0</a> Delara Chase	<a href="#">\$636,610.00</a>	\$0.00
<a href="#">9919L2</a> Easter Seals North Texas	<a href="#">\$59,974.82</a>	\$0.00
<a href="#">9919L5</a> CANCER CARE SERVICES	<a href="#">\$50,000.00</a>	\$0.00
<a href="#">9919L6</a> Jr Achievement Chisolm Trail	<a href="#">\$25,000.00</a>	\$0.00
<a href="#">9919L7</a> Maroon 9 Community Enrichment	<a href="#">\$25,000.00</a>	\$0.00
<a href="#">9919L8</a> Npower Inc	<a href="#">\$7,575.00</a>	\$0.00
Total Expenditure :		\$7,019,279.15
		\$0.00

Parameter	Value
Project	105148

[<< Back](#)

FSCM 92 Production

Page 137 of 149

ary

	Actuals (LTD)	Budget Remaining	% of Budget Received
	<a href="#">\$6,841,133.12</a>	(\$178,146.03)	97.46
	<b>\$6,841,133.12</b>	<b>(\$178,146.03)</b>	<b>97.46</b>

Encumbrance	Actuals (LTD)	Budget Remaining	% of Budget Spent
\$0.00	\$6,841,133.12	\$178,146.03	97.46
\$0.00	<a href="#">\$6,841,133.12</a>	\$178,146.03	97.46
\$0.00	\$0.00	\$0.00	0.00
\$0.00	<a href="#">\$308,848.21</a>	\$0.00	100.00
\$0.00	<a href="#">\$217,084.38</a>	\$0.00	100.00
\$0.00	<a href="#">\$455,443.62</a>	\$0.00	100.00
\$0.00	<a href="#">\$131,128.46</a>	\$0.00	100.00
\$0.00	<a href="#">\$126,861.17</a>	\$0.00	100.00
\$0.00	<a href="#">\$222,981.50</a>	\$0.00	100.00
\$0.00	<a href="#">\$455,000.00</a>	\$0.00	100.00
\$0.00	<a href="#">\$707,741.81</a>	\$0.00	100.00
\$0.00	<a href="#">\$2,400,000.00</a>	\$0.00	100.00
\$0.00	<a href="#">\$147,623.00</a>	\$0.00	100.00
\$0.00	<a href="#">\$71,890.19</a>	\$0.00	100.00
\$0.00	<a href="#">\$78,218.00</a>	\$0.00	100.00
\$0.00	<a href="#">\$142,425.00</a>	\$0.00	100.00
\$0.00	<a href="#">\$75,000.00</a>	\$0.00	100.00
\$0.00	<a href="#">\$75,000.00</a>	\$0.00	100.00
\$0.00	<a href="#">\$70,000.00</a>	\$0.00	100.00
\$0.00	<a href="#">\$48,090.67</a>	\$0.00	100.00
\$0.00	<a href="#">\$100,000.00</a>	\$0.00	100.00

<< Back

FSCM 92 Production

Page 138 of 149

ary

\$0.00	<a href="#">\$110,795.29</a>	\$0.00	100.00
\$0.00	\$0.00	\$178,146.03	0.00
\$0.00	<a href="#">\$92,842.00</a>	\$0.00	100.00
\$0.00	<a href="#">\$636,610.00</a>	\$0.00	100.00
\$0.00	<a href="#">\$59,974.82</a>	\$0.00	100.00
\$0.00	<a href="#">\$50,000.00</a>	\$0.00	100.00
\$0.00	<a href="#">\$25,000.00</a>	\$0.00	100.00
\$0.00	<a href="#">\$25,000.00</a>	\$0.00	100.00
\$0.00	<a href="#">\$7,575.00</a>	\$0.00	100.00
\$0.00	\$6,841,133.12	\$178,146.03	97.46




[<< Back](#)[Export Detail Data](#)

Expand All

Collapse All

## 105837 CDBG (PY24-FY25)

Revenue	Current Budget	
<a href="#">21001</a> Grants Operating Federal	<a href="#">\$7,016,869.68</a>	
Total Revenue:	<b>\$7,016,869.68</b>	

Expenditure	Current Budget	Pre-Encumbrance
Grant Capital & Operating	\$7,016,869.68	\$0.00
<a href="#">21001</a> Grants Operating Federal	<a href="#">\$7,016,869.68</a>	\$0.00
<a href="#">991902</a> Compliance	<a href="#">\$365,475.00</a>	\$0.00
<a href="#">991903</a> COMMUNITY DEVELOPMENT	<a href="#">\$247,450.00</a>	\$0.00
<a href="#">991904</a> Planning/Reporting	<a href="#">\$381,062.72</a>	\$0.00
<a href="#">991905</a> ADMINISTRATION & LOAN SERV	<a href="#">\$136,887.28</a>	\$0.00
<a href="#">991906</a> HOMEOWNERSHIP & SERVICE	<a href="#">\$180,000.00</a>	\$0.00
<a href="#">991907</a> Nghbor Imprvmnt/Revitalization	<a href="#">\$270,500.00</a>	\$0.00
<a href="#">991908</a> COWTOWN BRUSH UP PROJECT	<a href="#">\$455,000.00</a>	\$0.00
<a href="#">991909</a> HOME IMPROVEMENT/CONSTRUCTION	<a href="#">\$925,071.39</a>	\$0.00
<a href="#">991910</a> PRIORITY REPAIR PROGRAM	<a href="#">\$2,118,265.31</a>	\$0.00
<a href="#">991911</a> REACH PROJECT RAMP	<a href="#">\$165,000.00</a>	\$0.00
<a href="#">991922</a> LADDER ALLIANCE	<a href="#">\$81,731.00</a>	\$0.00
<a href="#">991925</a> AB CHRISTIAN LEARNING CENTER	\$0.00	\$0.00
<a href="#">991930</a> UNITED COMMUNITY LEARNING CTR	<a href="#">\$230,000.00</a>	\$0.00
<a href="#">991931</a> Sixty and Better	<a href="#">\$50,000.00</a>	\$0.00
<a href="#">991932</a> MEALS ON WHEELS	<a href="#">\$75,000.00</a>	\$0.00
<a href="#">991933</a> WOMENS OF TARRANT COUNTY	<a href="#">\$60,000.00</a>	\$0.00
<a href="#">991934</a> Boys and Girls Club	<a href="#">\$80,000.00</a>	\$0.00
<a href="#">991935</a> Camp Fire First Texas	<a href="#">\$78,300.00</a>	\$0.00
<a href="#">991936</a> GIRLS INC OF TARRANT COUNTY	<a href="#">\$100,000.00</a>	\$0.00

[<< Back](#)



## GL0019-07 - Project Budget Summary

RunTime: 11/18/2025 09:22 PM

[<< Back](#)

<a href="#">991938</a> Housing Channel	<a href="#">\$111,000.00</a>	\$0.00
<a href="#">991999</a> UNPROGRAMMED	<a href="#">\$76,657.98</a>	\$0.00
<a href="#">9919D9</a> Tarrant Area Food Bank	<a href="#">\$25,000.00</a>	\$0.00
<a href="#">9919L0</a> Delara Chase	<a href="#">\$644,469.00</a>	\$0.00
<a href="#">9919L2</a> Easter Seals North Texas	<a href="#">\$60,000.00</a>	\$0.00
<a href="#">9919L5</a> CANCER CARE SERVICES	\$0.00	\$0.00
<a href="#">9919L6</a> Jr Achievement Chisolm Trail	<a href="#">\$50,000.00</a>	\$0.00
<a href="#">9919L9</a> Taste Project	<a href="#">\$25,000.00</a>	\$0.00
<a href="#">9919M0</a> Your Harvest House, Inc.	<a href="#">\$25,000.00</a>	\$0.00
Total Expenditure :		\$7,016,869.68
		\$0.00

Parameter	Value
Project	105837

[<< Back](#)

FSCM 92 Production

Page 141 of 149

ary

	Actuals (LTD)	Budget Remaining	% of Budget Received
	<u>\$5,738,707.12</u>	(\$1,278,162.56)	81.78
	<b>\$5,738,707.12</b>	<b>(\$1,278,162.56)</b>	<b>81.78</b>

Encumbrance	Actuals (LTD)	Budget Remaining	% of Budget Spent	FY26	Unprogrammed Funds
\$618,863.39	\$5,886,411.57	\$511,594.72	92.71		
<u>\$618,863.39</u>	<u>\$5,886,411.57</u>	\$511,594.72	92.71		
\$0.00	<u>\$305,458.07</u>	\$60,016.93	83.58	\$ 499.96	\$60,516.89
\$0.00	<u>\$233,777.99</u>	\$13,672.01	94.47	\$ 3.48	\$13,675.49
<u>\$10,875.37</u>	<u>\$317,578.80</u>	\$52,608.55	86.19	\$ 371.46	\$52,980.01
\$0.00	<u>\$136,870.81</u>	\$16.47	99.99		\$16.47
\$0.00	<u>\$166,057.82</u>	\$13,942.18	92.25	\$ 95.17	\$14,037.35
\$0.00	<u>\$171,219.16</u>	\$99,280.84	63.30	\$ 84.32	\$99,365.16
<u>\$96,726.33</u>	<u>\$358,273.67</u>	\$0.00	100.00		
\$0.00	<u>\$924,693.63</u>	\$377.76	99.96	\$ 282.27	\$660.03
<u>\$295,466.05</u>	<u>\$1,818,777.26</u>	\$4,022.00	99.81		
<u>\$111,457.38</u>	<u>\$53,542.62</u>	\$0.00	100.00		
\$0.00	<u>\$81,731.00</u>	\$0.00	100.00		
\$0.00	\$0.00	\$0.00	0.00		
\$0.00	<u>\$230,000.00</u>	\$0.00	100.00		
<u>\$38,495.81</u>	<u>\$11,504.19</u>	\$0.00	100.00		\$38,495.81
\$0.00	<u>\$75,000.00</u>	\$0.00	100.00		
\$0.00	<u>\$60,000.00</u>	\$0.00	100.00		
<u>\$24,841.14</u>	<u>\$55,158.86</u>	\$0.00	100.00		\$24,841.14
<u>\$1,782.64</u>	<u>\$76,517.36</u>	\$0.00	100.00		\$1,782.64
\$0.00	<u>\$100,000.00</u>	\$0.00	100.00		

<< Back

FSCM 92 Production

Page 142 of 149

ary

<a href="#">\$19,408.09</a>	<a href="#">\$91,591.91</a>	\$0.00	100.00	\$19,408.09
\$0.00	\$0.00	\$76,657.98	0.00	\$76,657.98
\$0.00	\$0.00	\$25,000.00	0.00	\$25,000.00
\$0.00	<a href="#">\$478,469.00</a>	\$166,000.00	74.24	
<a href="#">\$3,143.90</a>	<a href="#">\$56,856.10</a>	\$0.00	100.00	\$3,143.90
\$0.00	\$0.00	\$0.00	0.00	
\$0.00	<a href="#">\$50,000.00</a>	\$0.00	100.00	
<a href="#">\$16,666.68</a>	<a href="#">\$8,333.32</a>	\$0.00	100.00	\$16,666.68
\$0.00	<a href="#">\$25,000.00</a>	\$0.00	100.00	
<b>\$618,863.39</b>	<b>\$5,886,411.57</b>	<b>\$511,594.72</b>	<b>92.71</b>	<b>\$ 1,336.66 \$ 447,247.64</b>


Account_Type	Report_5	Report_C	Source_Træ	Line_Amount	Accounting_C	Source_ID	Source
Revenue	Budgets			\$7,016,869.68			
Revenue	Actuals			\$5,738,707.12			
Expenditure	Budgets			\$7,016,869.68			
Expenditure	Encumbrance			\$618,863.39			
				\$0.00			
Expenditure	Actuals			\$5,886,411.57			
991902	Actuals			\$304,958.11			
Expenditure	Actuals	1025		\$499.96			
991903	Actuals			\$233,774.51			
Expenditure	Actuals	1025		\$3.48			
991904	Actuals			\$317,207.34			
Expenditure	Actuals	1025		\$120.33			
Expenditure	Actuals	11/25		\$251.13			
991905	Actuals			\$136,870.81			
991906	Actuals			\$165,962.65			
Expenditure	Actuals	1025		\$95.17			
991907	Actuals			\$171,134.84			
Expenditure	Actuals	1025		\$84.32			
991908	Actuals			\$358,273.67			
991909	Actuals			\$924,411.36			
Expenditure	Actuals	1025		\$282.27			
991910	Actuals			\$1,672,409.47			
Expenditure	Actuals	1025		\$34,759.04			
Expenditure	Actuals	1125		\$111,608.75			
991911	Actuals			\$53,542.62			
991922	Actuals			\$81,731.00			
991930	Actuals			\$230,000.00			
991931	Actuals			\$11,504.19			
991932	Actuals			\$75,000.00			
991933	Actuals			\$60,000.00			
991934	Actuals			\$55,158.86			
991935	Actuals			\$76,517.36			
991936	Actuals			\$100,000.00			
991938	Actuals			\$91,591.91			
9919L0	Actuals			\$478,469.00			
9919L2	Actuals			\$56,856.10			
9919L6	Actuals			\$50,000.00			
9919L9	Actuals			\$8,333.32			
9919M0	Actuals			\$25,000.00			





Acctg.   Acctng. Service	Service Y	IDIS Voucher #	IDIS #	Program	Grant Yea	Grant #
--------------------------	-----------	----------------	--------	---------	-----------	---------

B24MC480010

7879

[Redacted]

7880

[Redacted] 7880

7881

[Redacted]

7882

7884

[Redacted] 7884

7883

[Redacted]

7886

7885

[Redacted] 7885

7887

[Redacted] 7887

7889

7890

7897

7905

7904

7891

7898

7899

7900

7895

7888

7892

7901

7894

7893



**Fund Typ Source Name Prior Program Drawdown Amount Submission | Variance GL>IDIS**

	\$0.00	\$0.00
	\$5,734,170.61	\$152,240.96
	\$304,958.11	\$0.00
	\$233,774.51	\$0.00
	\$317,207.34	\$0.00
	\$132,334.30	\$4,536.51
	\$165,962.65	\$0.00
	\$171,134.84	\$0.00
	\$358,273.67	\$0.00
	\$924,411.36	\$0.00
	\$1,672,409.47	\$0.00
		\$34,759.04
	\$53,542.62	\$0.00
	\$81,731.00	\$0.00
	\$230,000.00	\$0.00
	\$11,504.19	\$0.00
	\$75,000.00	\$0.00
	\$60,000.00	\$0.00
	\$55,158.86	\$0.00
	\$76,517.36	\$0.00
	\$100,000.00	\$0.00
	\$91,591.91	\$0.00
	\$478,469.00	\$0.00
	\$56,856.10	\$0.00
	\$50,000.00	\$0.00
	\$8,333.32	\$0.00
	\$25,000.00	\$0.00

# Revenue Received Variance IDIS>Revenue

\$0.00	\$0.00
\$0.00	\$5,734,170.61
\$0.00	\$304,958.11
\$0.00	\$233,774.51
\$0.00	\$317,207.34
\$0.00	\$132,334.30
\$0.00	\$165,962.65
\$0.00	\$171,134.84
\$0.00	\$358,273.67
\$0.00	\$924,411.36
\$0.00	\$1,672,409.47
\$0.00	\$53,542.62
\$0.00	\$81,731.00
\$0.00	\$230,000.00
\$0.00	\$11,504.19
\$0.00	\$75,000.00
\$0.00	\$60,000.00
\$0.00	\$55,158.86
\$0.00	\$76,517.36
\$0.00	\$100,000.00
\$0.00	\$91,591.91
\$0.00	\$478,469.00
\$0.00	\$56,856.10
\$0.00	\$50,000.00
\$0.00	\$8,333.32
\$0.00	\$25,000.00

Report: CAPER

Period: 10/1/2024 - 9/30/2025

Your user level here: Data Entry and Account Admin

---

**Step 1: Dates**

---

10/1/2024 to 9/30/2025

**Step 2: Contact Information**

---

First Name	Juliet Moses
Middle Name	
Last Name	Juliet Moses
Suffix	
Title	Community Development Manager
Street Address 1	100 Fort Worth Trail
Street Address 2	
City	Fort Worth, TX 76102
State	Texas
ZIP Code	76102
E-mail Address	juliet.moses@fortworthtexas.gov
Phone Number	(817)392-6203
Extension	
Fax Number	

**Step 4: Grant Information**

---

**Emergency Shelter Rehab/Conversion**

---

Did you create additional shelter beds/units through an ESG-funded rehab project	No
Did you create additional shelter beds/units through an ESG-funded conversion project	No

**Data Participation Information**

---

Are there any funded projects, except HMIS or Admin, which are <u>not listed on the Project, Links and Uploads form</u> ? This includes projects in the HMIS and from VSP	No
---	----

## Step 5: Project Outcomes

---

*Project outcomes are required for all CAPERS where the program year start date is 1-1-2021 or later. This form replaces the narrative in CR-70 of the eCon Planning Suite.*

From the Action Plan that covered ESG for this reporting period copy and paste or retype the information in Question 5 on screen AP-90: "Describe performance standards for evaluating ESG."

Performance standards for evaluating ESG outcomes were developed and updated by the CoC in consultation with staff representatives from all participating jurisdictions. Performance standards were established for each ESG-eligible activity. The most recent ESG performance standards document adopted by the CoC and the City of Fort Worth is provided as an Attachment to this Action Plan. The City works with the CoC and member agencies to update these performance standards to add actual outcomes and measurements to evaluate performance. The City's intends to continue to at least serve the same number of clients under the current funding or increase services by finding ways to leverage additional resources.

City is committed to meeting HUD goals regarding ESG funds. The CoC is consulted regarding the needs of homeless persons and homeless prevention services. Directions Home staff regularly meets with homeless persons to get their recommendations on homeless prevention services and homeless services. CoC representatives are also encouraged to attend all public hearings, and when appropriate, make presentations to the CDC so that the CDC is better informed on homeless issues and service needs prior to making funding recommendations. The final recommendations are available for the CoC prior to City Council's adoption of final service providers and award amounts that are then included in the City's annual Action Plan. The Homeless Management Information System (HMIS) is administered by Project Home as the lead agency for the CoC. To ensure that ESG providers participate in HMIS, the City contractually requires all agencies to enter client data into the system, and for victim service providers to enter data into a comparable-level database. In order to increase its collaboration with the CoC, the City has representatives on a variety of CoC committees.

*Based on the information from the Action Plan response previously provided to HUD:*

1. Briefly describe how you met the performance standards identified in A-90 this program year. *If they are not measurable as written type in N/A as the answer.*

Performance standards were met for this program year through the allocation of ESG funding to the following homeless service providers:

- \*Presbyterian Night Shelter
- \*Safe Haven of Tarrant County
- \*True Worth Place
- \*Center for Transforming Lives
- \*The Salvation Army

Each provider has been funded for several years with City ESG funding and has continued to serve the needs and provide shelter services, rapidrehousing, and homelessness prevention to the City's most vulnerable population. In addition, for reporting purposes, each agency has submitted performance information through the SAGE HMIS system.

To maintain the collaborative efforts, City staff, in particular Directions Home staff, has been consistently involved in program and funding efforts coordinated by Project Home, including providing information, funding, and support, as feasible.

2. Briefly describe what you did not meet and why. *If they are not measurable as written type in N/A as the answer.*

All program measures were met for the program year.

OR

3. If your standards were not written as measurable, provide a sample of what you will change them to in the future? *If they were measurable and you answered above type in N/A as the answer.*

Not applicable

## Step 6: Financial Information

### ESG Information from IDIS

As of 11/21/2025

FY	Grant Number	Current Authorized Amount	Funds Committed By Recipient	Funds Drawn	Balance Remaining	Obligation Date	Expenditure
2024	E24MC480010	\$614,768.00	\$614,511.42	\$614,493.32	\$274.68	9/6/2024	9/6/2026
2023	E23MC480010	\$610,543.00	\$610,543.00	\$610,543.00	\$0	8/30/2023	8/30/2025
2022	E22MC480010	\$628,543.00	\$628,543.00	\$628,543.00	\$0	9/8/2022	9/8/2024
2021	E21MC480010	\$632,124.00	\$632,124.00	\$632,124.00	\$0	8/27/2021	8/27/2023
2020	E20MC480010	\$638,825.49	\$638,825.49	\$638,825.49	\$0	9/4/2020	9/4/2022
2019	E19MC480010	\$616,266.00	\$616,266.00	\$616,266.00	\$0	8/27/2019	8/27/2021
2018	E18MC480010	\$587,565.00	\$587,565.00	\$587,565.00	\$0	10/3/2018	10/3/2020
2017	E17MC480010	\$577,437.00	\$577,437.00	\$577,437.00	\$0	10/19/2017	10/19/2019
2016	E16MC480010	\$570,031.00	\$570,031.00	\$570,031.00	\$0	10/11/2016	10/11/2018
2015	E15MC480010	\$552,108.00	\$552,108.00	\$552,108.00	\$0	11/17/2015	11/17/2017
Total		\$6,947,436.49	\$6,947,179.91	\$6,947,161.81	\$274.68		

Expenditures	2024 Yes	2023 Yes	2022 No	2021 No	2020 No	2019 No	2018 No
	FY2024 Annual ESG Funds for	FY2023 Annual ESG Funds for					
<b>Homelessness Prevention</b>	Non-COVID	Non-COVID					
Rental Assistance							
Relocation and Stabilization Services - Financial Assistance	151,563.00	172,327.53					
Relocation and Stabilization Services - Services							
Hazard Pay ( <i>unique activity</i> )							
Landlord Incentives ( <i>unique activity</i> )							
Volunteer Incentives ( <i>unique activity</i> )							
Training ( <i>unique activity</i> )							
<b>Homeless Prevention Expenses</b>	151,563.00	172,327.53					
	FY2024 Annual ESG Funds for	FY2023 Annual ESG Funds for					
<b>Rapid Re-Housing</b>	Non-COVID	Non-COVID					
Rental Assistance							
Relocation and Stabilization Services - Financial Assistance	75,883.30	55,728.99					
Relocation and Stabilization Services - Services							
Hazard Pay ( <i>unique activity</i> )							
Landlord Incentives ( <i>unique activity</i> )							
Volunteer Incentives ( <i>unique activity</i> )							
Training ( <i>unique activity</i> )							
<b>RRH Expenses</b>	75,883.30	55,728.99					
	FY2024 Annual ESG Funds for	FY2023 Annual ESG Funds for					
<b>Emergency Shelter</b>	Non-COVID	Non-COVID					
Essential Services							
Operations	340,939.42	336,695.48					
Renovation							
Major Rehab							
Conversion							

Hazard Pay <i>(unique activity)</i>		
Volunteer Incentives <i>(unique activity)</i>		
Training <i>(unique activity)</i>		
<b>Emergency Shelter Expenses</b>	<b>340,939.42</b>	<b>336,695.48</b>
	FY2024 Annual ESG Funds for	FY2023 Annual ESG Funds for
<b>Temporary Emergency Shelter</b>	<b>Non-COVID</b>	<b>Non-COVID</b>
Essential Services		
Operations		
Leasing existing real property or temporary structures		
Acquisition		
Renovation		
Hazard Pay <i>(unique activity)</i>		
Volunteer Incentives <i>(unique activity)</i>		
Training <i>(unique activity)</i>		
Other Shelter Costs		
<b>Temporary Emergency Shelter Expenses</b>		
	FY2024 Annual ESG Funds for	FY2023 Annual ESG Funds for
<b>Street Outreach</b>	<b>Non-COVID</b>	<b>Non-COVID</b>
Essential Services		
Hazard Pay <i>(unique activity)</i>		
Volunteer Incentives <i>(unique activity)</i>		
Training <i>(unique activity)</i>		
Handwashing Stations/Portable Bathrooms <i>(unique activity)</i>		
<b>Street Outreach Expenses</b>	<b>0.00</b>	<b>0.00</b>
	FY2024 Annual ESG Funds for	FY2023 Annual ESG Funds for
<b>Other ESG Expenditures</b>	<b>Non-COVID</b>	<b>Non-COVID</b>
Cell Phones - for persons in CoC/YHDP funded projects <i>(unique activity)</i>		
Coordinated Entry COVID Enhancements <i>(unique activity)</i>		
Training <i>(unique activity)</i>		
Vaccine Incentives <i>(unique activity)</i>		
HMIS		
Administration		
<b>Other Expenses</b>	<b>0.00</b>	<b>0.00</b>
	FY2024 Annual ESG Funds for	FY2023 Annual ESG Funds for
	<b>Non-COVID</b>	<b>Non-COVID</b>
<b>Total Expenditures</b>	<b>568,385.72</b>	<b>564,752.00</b>
Match		
<b>Total ESG expenditures plus match</b>	<b>568,385.72</b>	<b>564,752.00</b>

**Total expenditures plus match for all years**

Step 7: Sources of Match

	FY2024	FY2023	FY2022	FY2021	FY2020	FY2019	FY2018	FY2017	FY2016	FY2015
Total regular ESG plus COVID expenditures brought forward	\$0.00	\$0.00	\$0.00	\$0.00	\$0.00	\$0.00	\$0.00	\$0.00	\$0.00	\$0.00
Total ESG used for COVID brought forward	\$0.00	\$0.00	\$0.00	\$0.00	\$0.00	\$0.00	\$0.00	\$0.00	\$0.00	\$0.00
Total ESG used for regular expenses which requires a match	\$0.00	\$0.00	\$0.00	\$0.00	\$0.00	\$0.00	\$0.00	\$0.00	\$0.00	\$0.00
Match numbers from financial form	\$0.00	\$0.00	\$0.00	\$0.00	\$0.00	\$0.00	\$0.00	\$0.00	\$0.00	\$0.00
Match Percentage	0%	0%	0%	0%	0%	0%	0%	0%	0%	0%

Match Source      FY2024   FY2023   FY2022   FY2021   FY2020   FY2019   FY2018   FY2017   FY2016   FY2015

Other Non-ESG HUD Funds

Other Federal Funds

State Government

Local Government

Private Funds

Other

Fees

Program Income

Total Cash Match      0.00   0.00   0.00   0.00   0.00   0.00   0.00   0.00   0.00   0.00

Non Cash Match

Total Match      0.00   0.00   0.00   0.00   0.00   0.00   0.00   0.00   0.00   0.00

Step 8: Program Income

Program income is the income received by the recipient or subrecipient directly generated by a grant supported activity. Program income is defined in 2 CFR §200.307. More information is also available in the [iCB ESG CAPER Guidebook](#).

Did the recipient earn program income from any ESG project during the program year?

Grantee	Grant ID	Sponsor(s)	File ID
FORT WORTH	FTX98422	S6921526_City of Fort Worth Neighborhood Services Depart S6921527_AIDS Outreach Center, Inc. S6921528_Tarrant County Samaritan Housing, Inc.	25230_241871





GRANTEE SUMMARY	
Complete the chart below to provide more detailed information about the agencies and organizations responsible for the administration and implementation of the HOPWA program.	
Question	Responses
<b>For Competitive Grantees Only</b>	
For Competitive Grantees only, what is the grant number?	
For Competitive Grantees only, which year (1, 2, or 3) of the grant does this report cover?	
Is the Competitive Grantee a nonprofit organization? <b>Yes or No.</b>	
Is the Competitive Grantee a grassroots organization? <b>Yes or No.</b>	
For Competitive Grantees only, how much was expended on an "Other Housing Activity" (as approved in the grant agreement)?	
<b>For All HOPWA Grantees</b>	
What is the name of the Grantee organization?	City of Fort Worth
What is the Grantee's Unique Entity Identifier (UEI)?	ENS6MKS1ZL18
What is the Employer ID Number (EIN) or Tax ID Number (TIN) of the Grantee?	75-6000528
For formula grantees only, are there any changes to your program year? <b>Yes or No.</b>	No.
<b>Note: HUD must be notified of consolidated program year changes at least two months before the date the program year would have ended if it had not been lengthened, or at least two months before the end of a proposed shortened program year.</b>	
If yes above, what is the <b>revised</b> program start date?	
If yes above, what is the <b>revised</b> program end date?	
What is the street address of the Grantee's office?	100 Fort Worth Trail
In what city is the Grantee's business address?	Fort Worth
In what county is the Grantee's business address?	Tarrant
In what state is the Grantee's office located?	Texas
What is the zip code for the Grantee's business address?	76102
What is the parent company of the Grantee (if applicable)?	
What department at the Grantee organization administers the grant?	Neighborhood Services
What is the Grantee organization's website address?	<a href="https://www.fortworthtexas.gov/de">https://www.fortworthtexas.gov/de</a>
What is the Facebook name or page of the Grantee?	<a href="https://www.facebook.com/FortWc">https://www.facebook.com/FortWc</a>
What is the Twitter handle of the Grantee?	
What are the cities of the primary service area of the Grantee?	Fort Worth, Euless, North Richland Hills, Bedford, Hurst, Grapevine, Arlington, Grand Prairie, Cleburne, Weatherford, Burleson, Haltom City, Willow Park, Lake Worth, Watauga, Forest Hill, Mansfield, Decatur, North Richland Hills, Richland Hills, Keller, Saginaw, Azle

What are the counties of the primary service area of the Grantee?	Tarrant, Parker, Johnson, Wise
What is the congressional district of the Grantee's business address?	12
What is the congressional district of the Grantee's primary service area?	12
Is there a waiting list(s) for HOPWA Housing Subsidy Assistance Services in the Grantee service area? <b>Yes or No.</b>	Yes
Is the Grantee's System for Award Management (SAM) status currently active for this report? <b>Yes or No.</b>	Yes
What is the Grantee's SAM registration number for this report?	4GLM6
Does the Grantee provide HOPWA-funded services directly to clients? <b>Yes or No.</b>	yes
Does the Grantee take the allowable 3% Grantee Administration allowance? <b>Yes or No.</b>	yes
How much was expended on Grantee Administration?	34,800

[apartments/neighborhoods](#)

## Contact Information for your Organization

### Question

#### Contact Information for Authorizing Official

What is the Authorizing Official contact name?

What is the Authorizing Official contact title?

In what department does the Authorizing Official contact work?

What is the Authorizing Official contact email?

What is the Authorizing Official contact phone number (including extension)?

What is the Authorizing Official contact fax number?

#### Contact Information for Reporting (APR/CAPER) Contact

What is the Reporting contact name?

What is the Reporting contact title?

In what department does the Reporting contact work?

What is the Reporting contact email?

What is the Reporting contact phone number (including extension)?

What is the Reporting contact fax number?

#### Contact Information for HMIS User

What is the HMIS User contact name?

What is the HMIS User contact title?

In what department does the HMIS User contact work?

What is the HMIS User contact email?

What is the HMIS User contact phone number (including extension)?

What is the HMIS User contact fax number?

#### Contact Information for IDIS User

What is the IDIS User contact name?

What is the IDIS User contact title?

In what department does the IDIS User contact work?

What is the IDIS User contact email?

What is the IDIS User contact phone number (including extension)?

What is the IDIS User contact fax number?

#### Contact Information for Primary Program Contact

What is the Primary Program contact name?

What is the Primary Program contact title?

In what department does the Primary Program contact work?

What is the Primary Program contact email?

What is the Primary Program contact phone number (including extension)?

What is the Primary Program contact fax number?

#### Contact Information for Secondary Program Contact

What is the Secondary Program contact name?

What is the Secondary Program contact title?

In what department does the Secondary Program contact work?

What is the Secondary Program contact email?

What is the contact Secondary Program phone number (including extension)?

What is the Secondary Program contact fax number?

Contact Information for Individuals Seeking Services
What is the Services contact name?
What is the Services contact title?
In what department does the Services contact work?
What is the Services contact email?
What is the Services contact phone number (including extension)?
What is the Services contact fax number?

<b>Responses</b>
Dana Burghdoff
Assistant City Manager
City Manager's Office
<a href="mailto:dana.burghdoff@fortworthtexas.gov">dana.burghdoff@fortworthtexas.gov</a>
817-392-8018
Juliet Moses
Sr. Management Analyst
Neighborhood Services
<a href="mailto:juliet.moses@fortworthtexas.gov">juliet.moses@fortworthtexas.gov</a>
817-392-6203
Tara Perez
Human Services Manager
City Manager's Office
<a href="mailto:Tara.Perez@fortworthtexas.gov">Tara.Perez@fortworthtexas.gov</a>
817-392-2235
Juliet Moses
Sr. Management Analyst
Neighborhood Services
<a href="mailto:juliet.moses@fortworthtexas.gov">juliet.moses@fortworthtexas.gov</a>
817-392-6203
Kacey Thomas
Neighborhood Services Director
Neighborhood Services
<a href="mailto:kacey.thomas@fortworthtexas.gov">kacey.thomas@fortworthtexas.gov</a>
817-392-8187
Juliet Moses
Sr. Management Analyst
Neighborhood Services
<a href="mailto:juliet.moses@fortworthtexas.gov">juliet.moses@fortworthtexas.gov</a>
817-392-6203

Marquita Taylor
Human Services Coordinator
Neighborhood Services
<a href="mailto:marquita.taylor@fortworthtexas.gov">marquita.taylor@fortworthtexas.gov</a>
817-392-7377

*This information may be published on HUD websites as a resource for clients seeking services.*





s a

**Narrative Questions:** Any information provided in this tab could be used for monitoring grant compliance with HOPWA requirements and Executive Orders.

Provide a maximum of 4,000 characters narrative summarizing major achievements and highlights that were proposed and completed during the program year. Include a brief description of the grant organization, area of service, and an overview of the range/type of housing activities provided. This overview may be used for public information, including posting on HUD's website.

Assess your program's success in enabling HOPWA beneficiaries to establish and/or better maintain a stable living environment in housing that is safe, decent, and sanitary, and improve access to care. Compare current year results to baseline results for clients. Describe how program activities/projects contributed to meeting stated goals. If program did not achieve expected targets, please describe how your program plans to address challenges in program implementation and the steps currently being taken to achieve goals in next operating year. If your program exceeded program targets, please describe strategies the program utilized and how those contributed to program successes.

Describe significant accomplishments or challenges in achieving the number of housing units supported and the number households assisted with HOPWA funds during this operating year compared to plans for this assistance, as approved in the Consolidated Plan/Action Plan. Describe how HOPWA funds were distributed during your operating year among different categories of housing and geographic areas to address needs throughout the grant service area, consistent with approved plans.

Report on program coordination with other mainstream housing and supportive services resources, including the use of committed leveraging from other public and private sources that helped to address needs for eligible persons identified in the Consolidated Plan/Strategic Plan.

Describe any trends in the community that may affect the way in which the needs of persons living with HIV/AIDS are being addressed, and provide any other information important to the future provision of services to this population. Identify any evaluations, studies, or other assessments of the HOPWA program that are available to the public.

Response - Maximum 4,000 characters for each question.	Character Count
<p>The City of Fort Worth (CFW) is one of the fastest growing cities in the nation. CFW has received HUD funds since the inception of the programs, including HOPWA. The area of service for our HOPWA program includes the following counties: Tarrant, Parker, Johnson, and Wise. For questions related to grants, please contact Juliet Moses at (817) 392-6203. For questions related to how the program is operated with the services provided, please</p>	1533
<p>Most clients remained in place while the few that did move, moved to more adequate and safe housing. Case Managers worked with the clients in assisting with searching for places in their desired area of living and talked with new landlords to educate them on our program without identifying the nature of the program and walked them through the vendor registration process. Moving forward, we would still like to obtain new landlords across the applicable EMSA so that our clients have choices for a stronger and better community living.</p>	538
<p>In terms of the number of households assisted with HOPWA we achieved our goal. The goal was 61 households and we met this goal by housing 61 households during the program year. The HOPWA funds were primarily distributed throughout Tarrant County. We are working on outreaching to the other counties to possibly assist individuals/families in those areas of service delivery.</p>	374
<p>Anytime we receive notifications that Fort Worth Housing Solutions (FWHS), the Public Housing Authority of the City of Fort Worth or Tarrant County Housing Authority (TCHA) office opens their waitlists for mainstream or Project-Based Vouchers (PBVs), we notify our</p>	566
<p>One of the biggest barriers that CFW has had during this program year is not being able to assist clients with their portion because they got behind for whatever reasons to prevent them from getting an eviction and going into homelessness. While there are resources out there to assist, it is difficult to get assistance or they may not qualify for the assistance for various reasons. Another barrier is not having additional funds so that we can increase our capacity building and increase the number of clients to be served. There are a lot of people that need help and that are very sick, but at this time we are unable to assist because we have limited capacity and funding to ensure stable housing.</p>	705

**Complete the Annual Report of Continued Usage for HOPWA Facility-Based Stewardship Definitions, for EACH Stewardship Facility.**

Question	Facility 1
What is the name of the stewardship facility?	
What is the stewardship year (1-10) for this facility?	0
What date did the facility operations begin?	
How many HOPWA units are supported in this stewardship facility?	0
What is the amount of non-HOPWA funds expended on the stewardship facilities?	0
What is the <b>name</b> of the <i>authorized official</i> that operates the facility?	
What is the <b>name</b> of the primary program contact at the facility?	
What is the <b>email address</b> of the primary program contact at the facility?	
What is the <b>phone</b> number of the primary program contact at the facility?	

wardship Units, as defined in the

There are sixty columns for facilities. If more c

Facility 2	Facility 3	Facility 4	Facility 5	Facility 6	Facility 7	Facility 8
0	0	0	0	0	0	0
0	0	0	0	0	0	0
0	0	0	0	0	0	0

olumns are needed, please contact the HOPWA Validation Team.

Facility 9	Facility 10	Facility 11	Facility 12	Facility 13	Facility 14	Facility 15
0	0	0	0	0	0	0
0	0	0	0	0	0	0
0	0	0	0	0	0	0

Facility 16	Facility 17	Facility 18	Facility 19	Facility 20	Facility 21	Facility 22
0	0	0	0	0	0	0
0	0	0	0	0	0	0
0	0	0	0	0	0	0



Facility 23	Facility 24	Facility 25	Facility 26	Facility 27	Facility 28	Facility 29
0	0	0	0	0	0	0
0	0	0	0	0	0	0
0	0	0	0	0	0	0

Facility 30	Facility 31	Facility 32	Facility 33	Facility 34	Facility 35	Facility 36
0	0	0	0	0	0	0
0	0	0	0	0	0	0
0	0	0	0	0	0	0

Facility 37	Facility 38	Facility 39	Facility 40	Facility 41	Facility 42	Facility 43
0	0	0	0	0	0	0
0	0	0	0	0	0	0
0	0	0	0	0	0	0

Facility 44	Facility 45	Facility 46	Facility 47	Facility 48	Facility 49	Facility 50
0	0	0	0	0	0	0
0	0	0	0	0	0	0
0	0	0	0	0	0	0

Facility 51	Facility 52	Facility 53	Facility 54	Facility 55	Facility 56	Facility 57
0	0	0	0	0	0	0
0	0	0	0	0	0	0
0	0	0	0	0	0	0

Facility 58	Facility 59	Facility 60
0	0	0
0	0	0
0	0	0

Grant ID	Grantee	Sponsor ID	Sponsor	File ID
FTX98422	FORT WORTH	S6921527	S6921527_AIDS Outreach Center, Inc.	25230_241836

### Optional Data Quality Notes

Use the space below to add notes about the data provided in the workbook that you would like communicated to your HOPWA grantee or HUD's Office of HIV/AIDS Housing staff. Use the ALT+enter keys to create a return in this section.

**GENERAL PROVIDER DATA COMMENTS:**

**HOPWA PROVIDER TAB DATA COMMENTS:**



**CONTACT TAB DATA COMMENTS:**

**DEMOGRAPHICS & PRIOR LIVING TAB (DEM & Prior Living) DATA COMMENTS:**

**LEVERAGING AND PROGRAM INCOME TAB DATA COMMENTS:**

**TENANT-BASED RENTAL ASSISTANCE TAB (TBRA) DATA COMMENTS:**

**PERMANENT FACILITY-BASED HOUSING TAB (P-FBH) ASSISTANCE DATA COMMENTS:**

**SHORT-TERM/TRANSITIONAL FACILITY-BASED HOUSING TAB (ST-TFBH) ASSISTANCE DATA COMMENTS:**

**SHORT-TERM RENT, MORTGAGE, AND UTILITY TAB (STRMU) ASSISTANCE DATA COMMENTS:**

**PERMANENT HOUSING PLACEMENT TAB (PHP) DATA COMMENTS:**

**HOUSING INFORMATION TAB DATA COMMENTS:**

--

**SUPPORTIVE SERVICES TAB DATA COMMENTS:**

--

**OTHER COMPETITIVE ACTIVITY TAB DATA COMMENTS:**

--

**ACCESS TO CARE TAB (ATC & Totals) DATA COMMENTS:**

--

**CAPITAL DEVELOPMENT TAB (CAP DEV) DATA COMMENTS:**

**VIOLENCE AGAINST WOMENT ACT TAB (VAWA) DATA COMMENTS:**



**Please complete for organizations designated to serve as project sponsor, i.e., organizations involved in the direct delivery of services for client households, as defined by 24 CFR 574.3.**

Project Sponsor Questions	Responses
What is the organization's name?	AIDS Outreach Center
What is the organization's Unique Entity Identifier (UEI)?	X9J8YEUNFJJ4
What is the organization's Employer ID Number (EIN) or Tax ID Number (TIN)?	75-2139336
What is the HOPWA contract amount for this organization?	\$326,718.00
What is the organization's business street address?	400 N. Beach St
In what city is the organization's business address?	Fort Worth
In what county is the organization's business address?	Tarrant
In what state is the organization's business address?	Texas
What is the organization's business address zip code?	76111
What is the organization's parent company, if applicable?	AIDS Healthcare Foundation
What department administers the organization's grant?	Housing
What is the organization's phone number (including extension)?	817-335-1994
What is the organization's fax number?	817-916-4664
What is the organization's website?	www.aoc.org
What is the organization's Facebook page?	AIDS Outreach Center
What is the organization's Twitter handle?	AIDS Outreach Center
Is this a faith-based organization? <b>Yes or No.</b>	No
Is this a nonprofit organization? <b>Yes or No.</b>	Yes

**General data note: Do not enter ' ' does not apply, please skip and le**

**NOTE:** The amount in Row 6 sh funds the project sponsor rece not include any HOPWA funds

**NOTE:** For **HOPWA GRANTEES** HOPWA services to HOPWA-eli

You do not need to complete R Rows 29 & 30 only as applicabl Admin expenditures in the Gra any Admin expenditures in Rov

**Data Check for Project Sponsors: need only be filled in if applicable mandatory).**



Is this a grassroots organization? <b>Yes or No.</b>	No
What are the cities of the organization's primary service area?	Fort Worth, Euless, North Richland Hills, Bedford, Hurst, Grapevine, Arlington, Grand Prairie, Cleburne, Weatherford, Burleson, Haltom City, Willow Park, Lake Worth, Watauga, Forest Hill, Mansfield, Decatur
What are the counties of the organization's primary service area?	Tarrant, Parker, Hood and Johnson
In what congressional district is the organization located?	Congressional District 33
In what congressional district is the primary service area?	Congressional District 33
Is there a waiting list for HOPWA housing subsidy assistance services in the organization's service area? <b>Yes or No.</b>	YES- TBRA Program
<b>Provider Non-Direct Service Expenditures</b>	
What were the total HOPWA funds expended for Administration costs?	\$10,150.00
How much was expended on Technical Assistance?	0
How much was expended on Resource Identification?	0

**NOTE:** for HOPWA *Project Sponsor* Provider" section of "Data Quality

Percentage of Total Grant amount expended on Admin:

"N/A" or "Not Applicable" - If a row  
leave blank.

ould be the amount of HOPWA  
ives from this grantee. It should  
received from other grantees.

ONLY who **ALSO** provide direct  
gible individuals:

ows 3 - 28: skip and complete  
e, and enter all HOPWA Grantee  
ntee workbook only: do not report  
w 28 of this tab.

Rows 12, 15, 17, 18, 28, 29, & 30  
e: All other questions are

**ors:** if Row 28 is "0", please provide a comment to confirm no Admin expenditures in the "HOPWA  
/ Notes" Tab.

**3%**

**NOTE:** Project sponsor administrative costs are limited to 7% of the total HOPWA grant award amount they receive. If your administrative costs for the reporting period as calculated in Cell G30 are greater than 7% of the award amount reported for the period, please provide an explanation in "HOPWA Provider" section of the "Data Notes" Tab

## Contact Information for your Organization

Only organizations designated as project sponsors (see definition of "Project Sponsor" in the Performance Report Cover tab) should complete this tab.

Question
<b>Contact Information for Primary Program Contact</b>
What is the Primary Program contact name?
What is the Primary Program contact title?
In what department does the Primary Program contact work?
What is the Primary Program contact email?
What is the Primary Program contact phone number (including extension)?
What is the Primary Program contact fax number?
<b>Contact Information for Secondary Program Contact</b>
What is the Secondary Program contact name?
What is the Secondary Program contact title?
In what department does the Secondary Program contact work?
What is the Secondary Program contact email?
What is the Secondary Program contact phone number (including extension)?
What is the Secondary Program contact fax number?
<b>Contact Information for Individuals Seeking Services</b>
What is the Services contact name?
What is the Services contact title?
In what department does the Services contact work?
What is the Services contact email?
What is the Services contact phone number (including extension)?
What is the Services contact fax number?

Sponsor Organization" in

Responses

Johnny Watkins-Mitchell  
 Director of Housing Services  
 Housing  
 johnnyw@aoc.org  
 817-916-5207  
 817-916-4664

Kristi Sherman  
 Housing Case Manager  
 Housing  
 kristis@aoc.org  
 817-916-5228  
 817-916-4664

Kristi Sherman  
 Housing Case Manager  
 Housing  
 kristis@aoc.org  
 817-916-5228  
 817-916-4664

General data note: Do not enter "N/A" or "Not Applicable" - If a row does not apply, please skip and leave blank.

For HOPWA **GRANTEES ONLY** who ALSO provided direct HOPWA services: You do not need to complete this tab.

Data Check for **Project Sponsors**: Rows 9, 16, & 23 need only be completed if applicable. All other contact information is mandatory. Complete even if a contact is duplicated across multiple roles.

*This information may be published on HUD websites as a resource for clients seeking services.*

**Complete the age, sex, race, and ethnicity information for all individuals served with HOPWA assistance.**  
**See totals in rows 27 and 28. Each number cell must contain a number. If nothing to report, leave blank.**

A. For each racial category, how many HOPWA-eligible Individuals were		Male				
	Younger Than 18	18-30	31-50	51 or Older	Younger Than 18	
Asian	0	0	0	0	0	
Asian & White	0	0	0	0	0	
Black/African American	0	8	21	10	0	
Black/African American & White	0	0	0	0	0	
American Indian/Alaskan Native	0	0	0	0	0	
American Indian/Alaskan Native & Black/African American	0	0	0	0	0	
American Indian/Alaskan Native & White	0	0	0	0	0	
Native Hawaiian/Other Pacific Islander	0	0	0	0	0	
Other Multi-Racial	0	0	0	0	0	
White	0	2	8	5	0	
B. For each racial category, how many other household members (beneficiaries) were		Male				
	Younger Than 18	18-30	31-50	51 or Older	Younger Than 18	
b. Asian	0	0	0	0	0	
b. Asian & White	0	0	0	0	0	
b. Black/African American	18	6	2	0	17	
b. Black/African American & White	0	0	0	0	0	
b. American Indian/Alaskan Native	0	0	0	0	0	
b. American Indian/Alaskan Native & Black/African American	0	0	0	0	0	
b. American Indian/Alaskan Native & White	0	0	0	0	0	
b. Native Hawaiian/Other Pacific Islander	0	0	0	0	0	
b. Other Multi-Racial	0	0	0	0	0	
b. White	1	0	0	0	0	
Total number of HOPWA-eligible individuals served with HOPWA assistance (rows 4-13):	78	<div style="border: 1px solid black; padding: 5px;"> <b>Data Check: The total in Row 27 must equal the total in Row 28.</b> </div>				
Total number of other household members (beneficiaries) served with HOPWA assistance (rows 16-25):	61					

How many other household members (beneficiaries) are HIV+?	1
How many other household members (beneficiaries) are HIV negative or have an unknown HIV status?	60
<b>Complete Prior Living Situations for HOPWA-eligible Individuals served by TBRA, P-FBH, ST-TFBH, or PHP</b>	
How many HOPWA-eligible individuals continued receiving HOPWA assistance from the previous year?	46
How many individuals newly receiving HOPWA assistance came from:	
A place not meant for human habitation?	0
An emergency shelter?	0
A transitional housing facility for formerly homeless persons?	0
A permanent housing situation for formerly homeless persons?	0
A psychiatric hospital or other psychiatric facility?	0
A substance abuse facility?	0
A non-psychiatric hospital?	0
A foster care home?	0
Jail, prison, or a juvenile detention facility?	0
A rented room, apartment or house?	45
A house the individual owned?	4
Staying at someone else's house?	0
A hotel or motel paid for by the individual?	0
Any other prior living situation?	0
How many individuals newly receiving HOPWA assistance didn't report or refused to report their prior living situation?	0
How many individuals newly receiving HOPWA assistance during this program year reported a prior living situation of homelessness [place not for human habitation, emergency shelter, transitional housing]:	0
Also meet the definition of experiencing chronic homelessness?	0
Also were veterans?	0

**Data Check: Sum of 29 & 30 must equal 61**

**Data Check: SUM of rows 32 + 34 + 35 + 36 + 37 + 38 + 39 + 40 + 41 + 42 + 43 + 44 + 45 + 46 + 47 + 48 + 49 = 100  
P-FBH, ST-TFBH & PHP activities**

**Data Checks: Row 50 cannot be > Row 49**

**Row 51 cannot be > Row 49**

with all types of HOPWA assistance.  
ive the zero.

Female		
18-30	31-50	51 or Older
0	0	0
0	0	0
0	11	9
0	0	0
0	0	0
0	0	0
0	0	0
0	0	0
0	0	0
0	0	0
1	2	1

Female		
18-30	31-50	51 or Older
0	0	0
0	0	0
4	12	0
0	0	0
0	0	0
0	0	0
0	0	0
0	0	0
0	0	0
0	0	0
0	1	0

must = unduplicated household count across all activities.



Must be = to Row 28

Rows 29 through 48 must equal your unduplicated household count for TBRA,  
(Do not include Supportive Services or STRMU households in this section).

> Row 49

49

[illegible]

**Report the source(s) of cash or in-kind leveraged federal, state, local or private re Consolidated or Annual Plan (for formula grantees) or the grant proposal/applica and used in the delivery of the HOPWA program and the amount of leveraged do**

<b>What is the amount <span style="color: red;">and type</span> of leveraged funding that was provided by any of these sources?</b>	<b>Funding for this Report</b>
ESG	0
HOME	0
Ryan White	0
Continuum of Care (CoC)	0
Low-Income Housing Tax Credit	0
Housing Choice Voucher Program	0
Private grants	0
In-kind resources	0
Grantee cash	0
<b>Other types of private or public funding:</b>	
Other FUNDING_1	29615.45
Other FUNDING_2	28418
Other FUNDING_3	0
Other FUNDING_4	0
Other FUNDING_5	0
Other FUNDING_6	0
Other FUNDING_7	0
Other FUNDING_8	0
Other FUNDING_9	0
Other FUNDING_10	0
Other FUNDING_11	0
Other FUNDING_12	0
Other FUNDING_13	0
Other FUNDING_14	0
Other FUNDING_15	0
<b>Program Income</b>	<b>0</b>
What was the amount of program income collected from resident rent payments in the program year?	0
What was the amount of program income collected from other sources (non-resident payments) in the program year?	0
<b>Uses of Program Income</b>	<b>0</b>
What was the amount of total program income that was spent on housing assistance in the program year?	0
What was the amount of total program income that was spent on supportive services or other non-housing costs in the program year?	0
<b>Rent Payments Made by HOPWA Housing Subsidy Assistance Recipients Directly to Private Landlords</b>	
What was the amount of resident rent payment that residents paid directly to private landlords?	3679

resources identified in either the  
tion (for competitive grantees)  
llars.

**Was this a Housing Subsidy Assistance?**  
**Yes or No.**

**Scroll to the bottom of this tab for required reporting questions.**

Complete Rows 3-11 for specific leveraging scenarios.  
Column A.

**Column B:** Should be a single dollar amount.

**Column C:** Should be a "Yes" or "No" response to whether any of the reported funds were for Homeless Assistance. Do not add explanations on this tab.

**NOTE:** Enter any leveraged project sponsor cash.  
"Grantee cash."

In rows 13-27, enter other leveraged funds and the sources listed Rows 3-11.

**Column A:** Do not enter anything: you do not know the specific source of the leveraged funds

**Column B:** Should be a single dollar amount

**Column C:** Should have "Yes" or "No" response to the question: "Did you determine whether any of the reported funds were for the purpose of providing Social Security Assistance. Do not add explanations or other comments."

**If P-FBH or ST-TFBH activity reported and R**  
**"Data Quality Notes" Tab**

**If Subsidy Assistance activity reported and R  
"Data Quality Notes" Tab**

**If TBRA activity reported and Row 35 is "0",  
Quality Notes" Tab**

ed Program Income

ources listed in

e only to indicate  
housing Subsidy  
ab.

ash in row 11,

ls not included in

not need to report

nt.

ponse only as to  
for Housing Subsidy  
ther text.

ow 29 is "0", provide an explanation in "Leveraging" section of the

ow 30 is "0", provide an explanation in "Leveraging" section of the

provide an explanation in "Leveraging" section of the "Data

**Complete this section for all Households served with HOPWA Tenant-Based Rental Assistance (TBRA) by your organization in the reporting year.**

Question	This Report
<b><i>TBRA Households Served and Expenditures</i></b>	
How many households were served with HOPWA TBRA assistance?	29
What were the total HOPWA funds expended for TBRA rental assistance?	208000
<b><i>Other (Non-TBRA) Rental Assistance Households Served and Expenditures (Other Non-TBRA Rental Assistance activities must be approved in the grant agreement).</i></b>	
How many total households were served with Other (non-TBRA) Rental Assistance?	0
What were the total HOPWA funds expended for Other (non-TBRA) Rental Assistance, as approved in the grant agreement?	0
Describe the Other (non-TBRA) Rental Assistance provided. (150 characters).	
<b><i>TBRA Household Total (TBRA + Other)</i></b>	<b>29</b>
<b><i>Income Levels for Households Served by this Activity</i></b>	<b>29</b>
What is the number of households with income below 30% of Area Median Income?	25
What is the number of households with income between 31% and 50% of Area Median Income?	4
What is the number of households with income between 51% and 80% of Area Median Income?	0
<b><i>Sources of Income for Households Served by this Activity</i></b>	
How many households accessed or maintained access to the following sources of income in the past year?	<b>29</b>
Earned Income from Employment	6
Retirement	0
SSI	11
SSDI	0
Other Welfare Assistance (Supplemental Nutrition Assistance Program, WIC, TANF, etc.)	0
Private Disability Insurance	0
Veteran's Disability Payment (service or non-service connected payment)	0
Regular contributions or gifts from organizations or persons not residing in the residence	0
Worker's Compensation	0
General Assistance (GA), or local program	0

Unemployment Insurance	0
Other Sources of Income	0
How many households maintained <b>no</b> sources of income?	12
<b>Medical Insurance/Assistance for Households Served by this Activity</b>	
How many households accessed or maintained access to the following sources of medical insurance in the past year?	
MEDICAID Health Program or local program equivalent	6
MEDICARE Health Insurance or local program equivalent	4
Veterans Affairs Medical Services	0
AIDS Drug Assistance Program	0
State Children's Health Insurance Program (SCHIP) or	0
Ryan White-funded Medical or Dental Assistance	11
<b>Health Outcomes for HOPWA-Eligible Individuals Served by this Activity</b>	
How many HOPWA-eligible individuals served with TBRA this year have <i>ever</i> been prescribed Anti-Retroviral Therapy?	29
How many HOPWA-eligible persons served with TBRA have shown an improved viral load or achieved viral suppression?	20
<b>Longevity for Households Served by this Activity</b>	<b>29</b>
How many households have been served with TBRA for less than one year?	12
How many households have been served with TBRA for more than one year, but less than five years?	17
How many households have been served with TBRA for more than five years, but less than 10 years?	0
How many households have been served with TBRA for more than 10 years, but less than 15 years?	0
How many households have been served with TBRA for more than 15 years?	0
<b>Housing Outcomes for Households Served by this Activity</b>	<b>29</b>
How many households continued receiving HOPWA TBRA assistance into the next year?	23
How many households exited to other HOPWA housing programs?	0
How many households exited to other housing subsidy programs?	0
How many households exited to an emergency shelter?	0
How many households exited to private housing?	4

How many households exited to transitional housing (time limited - up to 24 months)?	0
How many households exited to an institutional arrangement expected to last less than six months?	0
How many households exited to institutional arrangement expected to last more than six months?	0
How many households exited to a jail/prison term expected to last less than six months?	1
How many households exited to a jail/prison term expected to last more than six months?	0
How many households exited to a situation that isn't transitional, but is not expected to last more than 90 days and their housing situation after those 90 days is uncertain?	0
How many households exited to a place not meant for human habitation?	0
How many households were disconnected from care?	0
How many of the HOPWA eligible individuals died?	1



**General Data Check: If you report expenditures you must report corresponding households. If you report households, you must report expenditures.**

**Note:** This total should include overhead (staff costs, fringe, etc.).

**NOTE:** Rows 7-9 should not be completed unless you have been approved by HUD in your grant agreement to carry out these activities. Facilities-based Housing, STRMU & PHP activities should not be reported here.

**Income Levels in Rows 12-14:**

**Data Check: Sum of 12-14 as shown in Row 11 must be = to Row 10.**

**Sources of Income in Rows 17-29:** Report ALL sources of income to HOPWA-eligible households (including those for other household members).

**Data Check: Sum of 17-29 as shown in Row 16 must be = or >**

**Medical Insurance in Rows 32-37:** Report ALL of the specific insurance types listed that were accessed by HOPWA-eligible households (including those for other household members). The sum of this section does NOT have to match your household total.

**Data Check:** If 32-37 are all "0", provide explanation in TBRA section of Data Quality Notes Tab..

**NOTE:** Health outcomes do NOT have to be supported by labs or other medical documentation. It can be self-report from clients.

**Data Check:** If 39 and/or 40 are "0", provide explanation in TBRA section of Data Quality Notes Tab.

**Longevity in Rows 42-46:**

**Data Check:** Sum of 42-46 as shown in Row 41 Must be = to Row 10.

**Housing Outcomes in Rows 48-61:**

**Data Check:** Sum of 48-61 as shown in Row 47 Must be = to Row 10.

Complete this section for all Households served with HOPWA Permanent Facility-Based Housing assistance by your organization in the reporting year. NOTE: Scattered-Site Facilities may be reported as one Facility.

General Data Check  
corresponding to  
report expenditures

Question	Facility 1	Facility 2
<b>Facility Information</b>		
What is the <b>name</b> of the housing facility?		
Is the facility a medically assisted living facility? <b>Yes or No.</b>		
Was the housing facility placed into service during this program year? <b>Yes or No.</b>		
For housing facilities placed into service <i>during this program year</i> , how many units were placed into service? [Do not complete if facility placed in service in prior years.]	0	0
<b>Leasing -- Households and Expenditures Served by this Activity</b> <i>Expenditures total should include overhead (staff costs, fringe, etc.).</i>		
How many households received Permanent Facility-Based Housing Leasing support for each facility?	0	0
What were the HOPWA funds expended for Permanent Facility-Based Housing Leasing Costs for each facility?	0	0
<b>Operating -- Households and Expenditures Served by this Activity</b> <i>Expenditures total should include overhead (staff costs, fringe, etc.).</i>		
How many households received Permanent Facility-Based Housing Operating support for each facility?	0	0
What were the HOPWA funds expended for Permanent Facility-Based Housing Operating Costs for each facility?	0	0
<b>Other Housing Support -- Households and Expenditures Served by this Activity</b> <i>Expenditures total should include overhead (staff costs, fringe, etc.).</i>		
How many households received Other types of Permanent Facility-Based Housing support for each facility?	0	0
What were the HOPWA funds expended for Other types of Permanent Facility-Based Housing for each facility?	0	0
For households served with Other Permanent Facility-Based Housing, what type of service were they provided? (150 characters)		
<b>PFBH Deduplication</b>		
How many households received more than one type of PFBH <b>for each facility?</b> (Leasing, Operating, Other)	0	0
<b>Total Deduplicated Household Count</b>	0	0
<b>Income Levels for Households Served by this Activity</b>	0	0
<i>Data Check: Sum of 23-25 as shown in Row 21 must be = to Row 20</i>		

What is the number of households with income below 30% of Area Median Income?	0	0
What is the number of households with income between 31% and 50% of Area Median Income?	0	0
What is the number of households with income between 51% and 80% of Area Median Income?	0	0
<b>Sources of Income for Households Served by this Activity</b>		
<b>Data Check:</b>		
<b>Sum of 28-40 as shown in Row 27 must be = or &gt; than Row 20</b>		
How many households accessed or maintained access to the following sources of income in the past year?	0	0
Earned Income from Employment	0	0
Retirement	0	0
SSI	0	0
SSDI	0	0
Other Welfare Assistance (Supplemental Nutrition Assistance Program, WIC, TANF, etc.)	0	0
Private Disability Insurance	0	0
Veteran's Disability Payment (service or non-service connected payment)	0	0
Regular contributions or gifts from organizations or persons not residing in the residence	0	0
Worker's Compensation	0	0
General Assistance (GA), or local program	0	0
Unemployment Insurance	0	0
Other Sources of Income	0	0
How many households maintained <b>no</b> sources of income?	0	0
<b>Medical Insurance/Assistance for Households Served by this Activity</b>		
<b>Data Check: If 43-48 are all "0", provide explanation in P-FBH section of Data Quality Notes Tab.</b>		
How many households accessed or maintained access to the following sources of medical insurance in the past year?		
MEDICAID Health Program or local program equivalent	0	0
MEDICARE Health Insurance or local program equivalent	0	0
Veterans Affairs Medical Services	0	0
AIDS Drug Assistance Program	0	0
State Children's Health Insurance Program (SCHIP) or local program equivalent	0	0
Ryan White-funded Medical or Dental Assistance	0	0
<b>Longevity for Households Served by this Activity</b>	0	0
<b>Data Check: Sum of 51-45 as shown in Row 49 must be = to Row 20</b>		
How many households have been served by permanent facility-based housing for less than one year?	0	0
How many households have been served by permanent facility-based housing for more than one year, but less than 5 years?	0	0

How many households have been served by permanent facility-based housing for more than 5 years, but less than 10 years?	0	0
How many households have been served by permanent facility-based housing for more than 10 years, but less than 15 years?	0	0
How many households have been served by permanent facility-based housing for more than 15 years?	0	0
<b>Health Outcomes for HOPWA-Eligible Individuals Served by this Activity</b> <i>Data Check: If 57 and/or 58 are "0", provide explanation in "P-FBH" section of Data Quality Notes Tab.</i>		
How many HOPWA-eligible individuals served with PFBH this year have ever been prescribed Anti-Retroviral Therapy, by facility?	0	0
How many HOPWA-eligible persons served with PFBH have shown an improved viral load or achieved viral suppression, by facility?	0	0
<b>Housing Outcomes for Households Served by this Activity</b> <i>Data Check: Sum of 61-74 as shown in Row 59 must be = to Row 20.</i>	0	0
How many households continued receiving this type of HOPWA assistance into the next year?	0	0
How many households exited to other HOPWA housing programs?	0	0
How many households exited to other housing subsidy programs?	0	0
How many households exited to an emergency shelter?	0	0
How many households exited to private housing?	0	0
How many households exited to transitional housing (time limited - up to 24 months)?	0	0
How many households exited to institutional arrangement expected to last less than six months?	0	0
How many households exited to institutional arrangement expected to last more than six months?	0	0
How many households exited to a jail/prison term expected to last less than six months?	0	0
How many households exited to a jail/prison term expected to last more than six months?	0	0
How many households exited to a situation that isn't transitional, but is not expected to last more than 90 days and their housing situation after those 90 days is uncertain?	0	0
How many households exited to a place not meant for human habitation?	0	0
How many households were disconnected from care?	0	0
How many of the HOPWA eligible individuals died?	0	0

ck: If you report expenditures you must report  
households. If you report households, you must  
res.

There are sixty columns for facilities. Ij

Facility 3	Facility 4	Facility 5	Facility 6	Facility 7
0	0	0	0	0
0	0	0	0	0
0	0	0	0	0
0	0	0	0	0
0	0	0	0	0
0	0	0	0	0
0	0	0	0	0
0	0	0	0	0
0	0	0	0	0
0	0	0	0	0
0	0	0	0	0

[illegible]

[illegible]



*f more columns are needed, please contact the HOPWA Validation Team.*

Facility 8	Facility 9	Facility 10	Facility 11	Facility 12
0	0	0	0	0
0	0	0	0	0
0	0	0	0	0
0	0	0	0	0
0	0	0	0	0
0	0	0	0	0
0	0	0	0	0
0	0	0	0	0
0	0	0	0	0
0	0	0	0	0
0	0	0	0	0

	0	0	0	0	0
	0	0	0	0	0
	0	0	0	0	0
	0	0	0	0	0
	0	0	0	0	0
	0	0	0	0	0
	0	0	0	0	0
	0	0	0	0	0
	0	0	0	0	0
	0	0	0	0	0
	0	0	0	0	0
	0	0	0	0	0
	0	0	0	0	0
	0	0	0	0	0
	0	0	0	0	0
	0	0	0	0	0
	0	0	0	0	0
	0	0	0	0	0
	0	0	0	0	0
	0	0	0	0	0
	0	0	0	0	0
	0	0	0	0	0
	0	0	0	0	0
	0	0	0	0	0
	0	0	0	0	0
	0	0	0	0	0

[illegible]

Facility 13	Facility 14	Facility 15	Facility 16	Facility 17
0	0	0	0	0
0	0	0	0	0
0	0	0	0	0
0	0	0	0	0
0	0	0	0	0
0	0	0	0	0
0	0	0	0	0
0	0	0	0	0
0	0	0	0	0
0	0	0	0	0
0	0	0	0	0

[illegible]

[illegible]

Facility 18	Facility 19	Facility 20	Facility 21	Facility 22
0	0	0	0	0
0	0	0	0	0
0	0	0	0	0
0	0	0	0	0
0	0	0	0	0
0	0	0	0	0
0	0	0	0	0
0	0	0	0	0
0	0	0	0	0
0	0	0	0	0
0	0	0	0	0

[illegible]



[illegible]

Facility 23	Facility 24	Facility 25	Facility 26	Facility 27
0	0	0	0	0
0	0	0	0	0
0	0	0	0	0
0	0	0	0	0
0	0	0	0	0
0	0	0	0	0
0	0	0	0	0
0	0	0	0	0
0	0	0	0	0
0	0	0	0	0
0	0	0	0	0

	0	0	0	0	0
	0	0	0	0	0
	0	0	0	0	0
	0	0	0	0	0
	0	0	0	0	0
	0	0	0	0	0
	0	0	0	0	0
	0	0	0	0	0
	0	0	0	0	0
	0	0	0	0	0
	0	0	0	0	0
	0	0	0	0	0
	0	0	0	0	0
	0	0	0	0	0
	0	0	0	0	0
	0	0	0	0	0
	0	0	0	0	0
	0	0	0	0	0
	0	0	0	0	0
	0	0	0	0	0
	0	0	0	0	0
	0	0	0	0	0
	0	0	0	0	0
	0	0	0	0	0
	0	0	0	0	0
	0	0	0	0	0

[illegible]

Facility 28	Facility 29	Facility 30	Facility 31	Facility 32
0	0	0	0	0
0	0	0	0	0
0	0	0	0	0
0	0	0	0	0
0	0	0	0	0
0	0	0	0	0
0	0	0	0	0
0	0	0	0	0
0	0	0	0	0
0	0	0	0	0
0	0	0	0	0

[illegible]

[illegible]

Facility 33	Facility 34	Facility 35	Facility 36	Facility 37
0	0	0	0	0
0	0	0	0	0
0	0	0	0	0
0	0	0	0	0
0	0	0	0	0
0	0	0	0	0
0	0	0	0	0
0	0	0	0	0
0	0	0	0	0
0	0	0	0	0
0	0	0	0	0



[illegible]

[illegible]

Facility 38	Facility 39	Facility 40	Facility 41	Facility 42
0	0	0	0	0
0	0	0	0	0
0	0	0	0	0
0	0	0	0	0
0	0	0	0	0
0	0	0	0	0
0	0	0	0	0
0	0	0	0	0
0	0	0	0	0
0	0	0	0	0
0	0	0	0	0

[illegible]

[illegible]

Facility 43	Facility 44	Facility 45	Facility 46	Facility 47
0	0	0	0	0
0	0	0	0	0
0	0	0	0	0
0	0	0	0	0
0	0	0	0	0
0	0	0	0	0
0	0	0	0	0
0	0	0	0	0
0	0	0	0	0
0	0	0	0	0
0	0	0	0	0

[illegible]

[illegible]



Facility 48	Facility 49	Facility 50	Facility 51	Facility 52
0	0	0	0	0
0	0	0	0	0
0	0	0	0	0
0	0	0	0	0
0	0	0	0	0
0	0	0	0	0
0	0	0	0	0
0	0	0	0	0
0	0	0	0	0
0	0	0	0	0
0	0	0	0	0

[illegible]

[illegible]

Facility 53	Facility 54	Facility 55	Facility 56	Facility 57
0	0	0	0	0
0	0	0	0	0
0	0	0	0	0
0	0	0	0	0
0	0	0	0	0
0	0	0	0	0
0	0	0	0	0
0	0	0	0	0
0	0	0	0	0
0	0	0	0	0
0	0	0	0	0

[illegible]

[illegible]

Facility 58	Facility 59	Facility 60
0	0	0
0	0	0
0	0	0
0	0	0
0	0	0
0	0	0
0	0	0
0	0	0
0	0	0
0	0	0
0	0	0

	0	0	0
	0	0	0
	0	0	0
	0	0	0
	0	0	0
	0	0	0
	0	0	0
	0	0	0
	0	0	0
	0	0	0
	0	0	0
	0	0	0
	0	0	0
	0	0	0
	0	0	0
	0	0	0
	0	0	0
	0	0	0
	0	0	0
	0	0	0
	0	0	0
	0	0	0
	0	0	0
	0	0	0
	0	0	0
	0	0	0



[illegible]

**Complete this section for Facilities, Households served with HOPWA Short-Term or Transitional Facility-Based Housing assistance by your organization in the reporting year. *Note: Scattered-Site Facilities may be reported as one Facility.***

*Examples include Short-Term and Transitional Housing Types, Facility Based Housing with a tenure of fewer than 24 months, short-term treatment or health facilities, hotel-motel vouchers.*

Question	Facility 1
<b>Facility Information</b>	
What is the <b>name</b> of the housing facility?	
Is the facility a medically assisted living facility? <b>Yes or No.</b>	
Was the housing facility placed into service during this program year? <b>Yes or No.</b>	
For housing facilities placed into service <i>during this program year</i> , how many units were placed into service? <b>[Do not complete if facility placed in service in prior years.]</b>	0
<b>Leasing -- Households and Expenditures Served by this Activity</b> <i>Expenditures total should include overhead (staff costs, fringe, etc.).</i>	
How many households received Transitional/Short-Term Facility-Based Housing Leasing support for each facility?	0
What were the HOPWA funds expended for Transitional/Short-Term Facility-Based Housing Leasing Costs for each facility?	0
<b>Operating -- Households and Expenditures Served by this Activity</b> <i>Expenditures total should include overhead (staff costs, fringe, etc.).</i>	
How many households received Transitional/Short-Term Facility-Based Housing Operating support for each facility?	0
What were the HOPWA funds expended for Transitional/Short-Term Facility-Based Housing Operating Costs for each facility?	0
<b>Hotel-Motel -- Households and Expenditures Served by this Activity</b> <i>Expenditures total should include overhead (staff costs, fringe, etc.).</i>	
How many households received Hotel-Motel cost support for each	0
What were the HOPWA funds expended for Hotel-Motel Costs for each facility?	0
<b>Other Housing Support -- Households and Expenditures Served by this Activity</b> <i>Expenditures total should include overhead (staff costs, fringe, etc.).</i>	
How many households received Other types of Transitional/Short-Term Facility-Based Housing support for each facility?	0
What were the HOPWA funds expended for Other types of Transitional/Short-Term Facility-Based Housing for each facility?	0

For households served with Other Transitional/Short-Term Facility-Based Housing, what type of service were they provided? (150 characters)	
<b>ST-TFBH Deduplication</b>	
How many households received more than one type of ST-TFBH <b>for each facility?</b> (Leasing, Operating, Hotel-Motel, Other)	0
<b>Total Deduplicated Household Count</b>	<b>0</b>
<b>Income Levels for Households Served by this Activity</b> <b>Data Check: Sum of 26-28 as shown in Row 24 must be = to Row 23</b>	<b>0</b>
What is the number of households with income below 30% of Area Median Income?	0
What is the number of households with income between 31% and 50% of Area Median Income?	0
What is the number of households with income between 51% and 80% of Area Median Income?	0
<b>Sources of Income for Households Served by this Activity</b> <b>Data Check: Sum of 31-43 as shown in Row 30 must be = to or &gt; than Row 23</b>	
How many households accessed or maintained access to the following sources of income in the past year?	<b>0</b>
Earned Income from Employment	0
Retirement	0
SSI	0
SSDI	0
Other Welfare Assistance (Supplemental Nutrition Assistance Program, WIC, TANF, etc.)	0
Private Disability Insurance	0
Veteran's Disability Payment (service or non-service connected	0
Regular contributions or gifts from organizations or persons not residing in the residence	0
Worker's Compensation	0
General Assistance (GA), or local program	0
Unemployment Insurance	0
Other Sources of Income	0
How many households maintained <b>no</b> sources of income?	0
<b>Medical Insurance/Assistance for Households Served by this Activity</b> <b>Data Check: If 46-51 are all "0", provide explanation in ST-TFBH section of Data Quality Notes Tab.</b>	
How many households accessed or maintained access to the following sources of medical insurance in the past year?	
MEDICAID Health Program or local program equivalent	0
MEDICARE Health Insurance or local program equivalent	0
Veterans Affairs Medical Services	0
AIDS Drug Assistance Program	0
State Children's Health Insurance Program (SCHIP) or local program equivalent	0
Ryan White-funded Medical or Dental Assistance	0

<b>Longevity for Households Served by this Activity</b>	<b>0</b>
<b>Data Check: Sum of 54-58 as shown in Row 52 must be = to Row 23</b>	
How many households have been served by short-term/transitional facility-based housing for less than one year?	0
How many households have been served by short-term/transitional facility-based housing for more than one year, but less than five years?	0
How many households have been served by short-term/transitional facility-based housing for more than five years, but less than 10 years?	0
How many households have been served by short-term/transitional facility-based housing for more than 10 years, but less than 15 years?	0
How many households have been served by short-term/transitional facility-based housing for more than 15 years?	0
<b>Housing Outcomes for Households Served by this Activity</b>	<b>0</b>
<b>Data Check: Sum of 61-74 as shown in Row 59 must be = to Row 23</b>	
How many households continued receiving this type of HOPWA assistance into the next year?	0
How many households exited to other HOPWA housing programs?	0
How many households exited to other housing subsidy programs?	0
How many households exited to an emergency shelter?	0
How many households exited to private housing?	0
How many households exited to transitional housing (time limited - up to 24 months)?	0
How many households exited to institutional arrangement expected to last less than six months?	0
How many households exited to institutional arrangement expected to last more than six months?	0
How many households exited to a jail/prison term expected to last less than six months?	0
How many households exited to a jail/prison term expected to last more than six months?	0
How many households exited to a situation that isn't transitional, but is not expected to last more than 90 days and their housing situation after those 90 days is uncertain?	0
How many households exited to a place not meant for human habitation?	0
How many households were disconnected from care?	0
How many of the HOPWA eligible individuals died?	0

**General Data Check: If you report expenditures you must report corresponding households. If you report households, you must report expenditures.**

Facility 2	Facility 3	Facility 4	Facility 5
0	0	0	0
0	0	0	0
0	0	0	0
0	0	0	0
0	0	0	0
0	0	0	0
0	0	0	0
0	0	0	0
0	0	0	0

[illegible]

[illegible]

***There are sixty columns for facilities. If more columns are needed, please contact the HOPWA Vc***

Facility 6	Facility 7	Facility 8	Facility 9
0	0	0	0
0	0	0	0
0	0	0	0
0	0	0	0
0	0	0	0
0	0	0	0
0	0	0	0
0	0	0	0
0	0	0	0



[illegible]

[illegible]

Validation Team.

Facility 10	Facility 11	Facility 12	Facility 13
0	0	0	0
0	0	0	0
0	0	0	0
0	0	0	0
0	0	0	0
0	0	0	0
0	0	0	0
0	0	0	0
0	0	0	0

[illegible]

[illegible]

Facility 14	Facility 15	Facility 16	Facility 17
0	0	0	0
0	0	0	0
0	0	0	0
0	0	0	0
0	0	0	0
0	0	0	0
0	0	0	0
0	0	0	0
0	0	0	0

[illegible]

[illegible]



Facility 18	Facility 19	Facility 20	Facility 21
0	0	0	0
0	0	0	0
0	0	0	0
0	0	0	0
0	0	0	0
0	0	0	0
0	0	0	0
0	0	0	0
0	0	0	0

[illegible]

[illegible]

Facility 22	Facility 23	Facility 24	Facility 25
0	0	0	0
0	0	0	0
0	0	0	0
0	0	0	0
0	0	0	0
0	0	0	0
0	0	0	0
0	0	0	0
0	0	0	0

[illegible]

[illegible]

Facility 26	Facility 27	Facility 28	Facility 29
0	0	0	0
0	0	0	0
0	0	0	0
0	0	0	0
0	0	0	0
0	0	0	0
0	0	0	0
0	0	0	0
0	0	0	0

[illegible]



[illegible]

Facility 30	Facility 31	Facility 32	Facility 33
0	0	0	0
0	0	0	0
0	0	0	0
0	0	0	0
0	0	0	0
0	0	0	0
0	0	0	0
0	0	0	0
0	0	0	0

[illegible]

[illegible]

Facility 34	Facility 35	Facility 36	Facility 37
0	0	0	0
0	0	0	0
0	0	0	0
0	0	0	0
0	0	0	0
0	0	0	0
0	0	0	0
0	0	0	0
0	0	0	0

[illegible]

[illegible]

Facility 38	Facility 39	Facility 40	Facility 41
0	0	0	0
0	0	0	0
0	0	0	0
0	0	0	0
0	0	0	0
0	0	0	0
0	0	0	0
0	0	0	0
0	0	0	0



[illegible]

[illegible]

Facility 42	Facility 43	Facility 44	Facility 45
0	0	0	0
0	0	0	0
0	0	0	0
0	0	0	0
0	0	0	0
0	0	0	0
0	0	0	0
0	0	0	0
0	0	0	0

[illegible]

[illegible]

Facility 46	Facility 47	Facility 48	Facility 49
0	0	0	0
0	0	0	0
0	0	0	0
0	0	0	0
0	0	0	0
0	0	0	0
0	0	0	0
0	0	0	0
0	0	0	0

[illegible]

[illegible]



Facility 50	Facility 51	Facility 52	Facility 53
0	0	0	0
0	0	0	0
0	0	0	0
0	0	0	0
0	0	0	0
0	0	0	0
0	0	0	0
0	0	0	0
0	0	0	0

[illegible]

[illegible]

Facility 54	Facility 55	Facility 56	Facility 57
0	0	0	0
0	0	0	0
0	0	0	0
0	0	0	0
0	0	0	0
0	0	0	0
0	0	0	0
0	0	0	0
0	0	0	0

[illegible]

[illegible]

Facility 58	Facility 59	Facility 60
0	0	0
0	0	0
0	0	0
0	0	0
0	0	0
0	0	0
0	0	0
0	0	0
0	0	0

[illegible]



[illegible]

**Complete this section for all Households served with HOPWA Short-Term Rent, Mortgage, and Utilities Assistance (STRMU) by your organization in the reporting year.**

General Data  
corresponds  
report expense

Question	This Report
<b><i>Households Served by this Activity - STRMU Breakdown</i></b>	
a. How many households were served with STRMU mortgage assistance <b>only</b> ?	1
b. How many households were served with STRMU rental assistance <b>only</b> ?	10
c. How many households were served with STRMU utilities assistance <b>only</b> ?	16
d. How many households received more than one type of STRMU assistance?	22
<b><i>STRMU Households Total</i></b>	<b>49</b>
<b><i>STRMU Expenditures</i></b>	
What were the HOPWA funds expended for the following budget line items?	
STRMU mortgage assistance	7000
STRMU rental assistance	70000
STRMU utility assistance	14845
<b>Total STRMU Expenditures</b>	<b>91845</b>
<b><i>Income Levels for Households Served by this Activity</i></b>	<b>49</b>
What is the number of households with income below 30% of Area Median Income?	38
What is the number of households with income between 31% and 50% of Area Median Income?	6
What is the number of households with income between 51% and 80% of Area Median Income?	5
<b><i>Sources of Income for Households Served by this Activity</i></b>	
How many households accessed or maintained access to the following sources of income in the past year?	<b>49</b>
Earned Income from Employment	30
Retirement	0
SSI	9
SSDI	0
Other Welfare Assistance (Supplemental Nutrition	0
Private Disability Insurance	0
Veteran's Disability Payment (service or non-service	0
Regular contributions or gifts from organizations or	0
Worker's Compensation	0
General Assistance (GA), or local program	0

This total should equal the number of households served by the grantee (i.e., all over the reporting period in any manner).

***Income Levels***  
**Data Check 8**

***Income Sources***  
Report ALL sources of income (including tax-exempt income)  
**Data Check 8**  
**than Row 8**

Unemployment Insurance	0
Other Sources of Income	0
How many households maintained <b>no</b> sources of income?	10
<b>Medical Insurance/Assistance for Households Served by this Activity</b>	
How many households accessed or maintained access to the following sources of medical insurance in the past year?	
MEDICAID Health Program or local program equivalent	2
MEDICARE Health Insurance or local program equivalent	9
Veterans Affairs Medical Services	0
AIDS Drug Assistance Program	0
State Children's Health Insurance Program (SCHIP) or local program equivalent	0
Ryan White-funded Medical or Dental Assistance	24
<b>Longevity for Households Served by this Activity</b>	<b>600</b>
How many households have been served by STRMU for the first time this year?	49
How many households also received STRMU assistance during the previous STRMU eligibility period?	51
How many households received STRMU assistance <b>more than twice</b> during the previous five eligibility periods?	130
How many households received STRMU assistance during the last five <b>consecutive</b> eligibility periods?	370
<b>Housing Outcomes for Households Served by this Activity</b>	<b>49</b>
How many households continued receiving this type of HOPWA assistance into the next year?	0
How many households exited to other HOPWA housing programs?	0
How many households exited to other housing subsidy programs?	0
How many households exited to an emergency shelter?	0
How many households served with STRMU were able to maintain a private housing situation without subsidy?	49
How many households exited to transitional housing (time limited - up to 24 months)?	0
How many households exited to institutional arrangement expected to last less than six months?	0

**Medical Ins:**  
insurance t  
households  
sum of this

**Data Check**  
**section of I**

**Longevity i**  
The total o  
total for th

**Data Check**

**Housing Ou**

**Data Check**  
**8**

How many households exited to institutional arrangement expected to last more than six months?	0
How many households exited to a jail/prison term expected to last less than six months?	0
How many households exited to a jail/prison term expected to last more than six months?	0
How many households exited to a situation that isn't transitional, but is not expected to last more than 90 days and their housing situation after those 90 days is uncertain?	0
How many households exited to a place not meant for human habitation?	0
How many households were disconnected from care?	0
How many of the HOPWA eligible individuals died?	0

**Check:** If you report expenditures you must report living households. If you report households, you must report expenditures.

should include overhead (staff costs, fringe, etc.). **NOTE:** The sponsor determines how to report/distribute overhead costs (overhead included in one row, or divided across categories of expenditures). All sponsors should report in the same

**Check:** Sum of 16-18 as shown in Row 15 must be = to Row 15

**Check:** Sum of 21-33 as shown in Row 20 must be = to or > 3

**Insurance in Rows 36-41:** Report ALL of the specific types listed that were accessed by HOPWA-eligible persons (including those for other household members). The section does NOT have to match your household total.

**Note:** If 36-41 are all "0", provide explanation in TBRA Data Quality Notes Tab.

**in Rows 43-46:**

If this section does NOT have to match your household activity.

**Note:** Individually, Rows 44-46 cannot be > than Row 8

**Outcomes in Rows 48-61:**

**Note:** Sum of 48-61 as shown in Row 47 must be = to Row

**Complete this section for all Households served with HOPWA Permanent Housing Placement (PHP) assistance by your organization in the reporting year.**

Question	This Report
<b><i>Households Served by this Activity</i></b>	
How many households were served with PHP assistance?	0
<b><i>PHP Expenditures for Households Served by this Activity</i></b>	
What were the HOPWA funds expended for PHP?	0
<b><i>Sources of Income for Households Served by this Activity</i></b>	
How many households accessed or maintained access to the following sources of income in the past year?	0
Earned Income from Employment	0
Retirement	0
SSI	0
SSDI	0
Other Welfare Assistance (Supplemental Nutrition Assistance Program, WIC, TANF, etc.)	0
Private Disability Insurance	0
Veteran's Disability Payment (service or non-service connected payment)	0
Regular contributions or gifts from organizations or persons not residing in the residence	0
Worker's Compensation	0
General Assistance (GA), or local program	0
Unemployment Insurance	0
Other Sources of Income	0
How many households maintained <b>no</b> sources of income?	0
<b><i>Medical Insurance/Assistance for Households Served by this Activity</i></b>	
How many households accessed or maintained access to the following sources of medical insurance in the past year?	
MEDICAID Health Program or local program equivalent	0
MEDICARE Health Insurance or local program equivalent	0
Veterans Affairs Medical Services	0
AIDS Drug Assistance Program	0
State Children's Health Insurance Program (SCHIP) or local program equivalent	0
Ryan White-funded Medical or Dental Assistance	0

<b><i>Housing Outcomes for Households Served by this Activity</i></b>	<b>0</b>
<i>In the context of PHP, "exited" means the housing situation into which the household was placed using the PHP assistance.</i>	
How many households exited to other HOPWA housing programs?	0
How many households exited to other housing subsidy programs?	0
How many households exited to private housing?	0



**General Data Check: If you report expenditures you must report corresponding households. If you report households, you must report expenditures.**

The total in Row 6 should include overhead (staff costs, fringe, etc.).

***Income Sources in Rows 9-21:***

Report ALL sources of income for HOPWA-eligible households (including those for other household members).

**Data Check: Sum of 9-21 as shown in Row 8 must be = to or > than Row 4**

***Medical Insurance in Rows 24-29:*** Report ALL of the specific insurance types listed that were accessed by HOPWA-eligible households (including those for other household members). The sum of this section does NOT have to match your household total.

**Data Check: If 24-29 are all "0", provide explanation in "PHP" section of "Data Quality Notes" Tab.**

***Housing Outcomes in Rows 32-34:***

**Data Check: Sum of 32-34 as shown in Row 30 must be = to Row 4: if not, provide explanation in "PHP" section of "Data Quality Notes" Tab.**

<b>Complete for all households served with HOPWA-funded <u>Housing Information Services</u> by your organization in the reporting year.</b>	
<i>See definition of "Housing Information Services" on "Performance Report Cover" tab.</i>	
<b>Question</b>	<b>This Report</b>
<b><i>Households Served by this Activity</i></b>	
How many households were served with housing information services?	0
<b><i>Housing Information Services Expenditures</i></b>	
What were the HOPWA funds expended for Housing Information Services?	0

General Data  
correspondence  
report expenses

**NOTE:** The  
fringe, etc.

**Data Check: If you report expenditures you must report  
living households. If you report households, you must  
expenditures.**

total in Row 6 should include overhead (staff costs,  
).

**Complete for all households served with HOPWA funded Supportive Services by your organization in the reporting year.**

*Note that this table also collects **HOPWA Supportive Service expenditures.***

Questions	This Report	
Households and Expenditures for Supportive Service Types	Number of Households	Expenditures
What were the expenditures and number of households for each of the following types of supportive services in the program year?		
Adult Day Care and Personal Assistance	0	0
Alcohol-Drug Abuse	0	0
Child Care	0	0
Case Management	78	15947
Education	0	0
Employment Assistance and Training	0	0
Health/Medical Services	0	0
Legal Services	0	0
Life Skills Management	0	0
Meals/Nutritional Services	0	0
Mental Health Services	0	0
Outreach	0	0
Transportation	0	0
Any other type of HOPWA funded, HUD approved supportive service?	0	0
What were the other type(s) of supportive services provided? (150 characters)		
<b>Deduplication of Supportive Services</b>		
How many households received more than one of any type of Supportive Services?	0	

<b>Deduplicated Supportive Services Household Total (based on amounts reported in Rows 5-21 above):</b>	<b>78</b>	
---	-----------	--

**General Data Check: If you report expenditures you must report corresponding households. If you report households, you must report expenditures.**

**Column B:** enter the unduplicated number of households served by each type of **HOPWA-FUNDED** Supportive Services

**Column C:** Report all HOPWA expenditures associated with delivering each type of **HOPWA-FUNDED** Supportive Services. This total should include overhead (staff costs, fringe, etc.).

**NOTE:** The grantee can determine how to report/distribute overhead costs (i.e., all overhead included in one row, or divided across categories with expenditures. All sponsors should report in the same manner.

**Data Check: If your unduplicated household total calculated in Cell B23 appears incorrect, adjust Row 21.**

Only Competitive Grantees with an "Other Housing Activity" approved in their grant agreement should complete this tab.	
"Other" Housing Activities -- Households and Expenditures Served by this Activity	This Report
How many households were served with "Other Housing Activity" assistance?	0
What were the HOPWA funds expended for "Other Housing Activity" assistance?	0
What is the "Other" HOPWA budget line item approved in the grant agreement? (150 characters)	

General Data  
household:

Complete to  
carry our "O  
The total in

**ata Check: If you report expenditures you must report corresponding  
s. If you report households, you must report expenditures.**

his tab ONLY if you have been approved by HUD in your grant agreement to  
Other Housing Activities."

Row 4 should include overhead (staff costs, fringe, etc.).



Activity Review	TBRA	P-FBH
Total Households Served in ALL Activities from this report for each Activity .	29	0
Housing Subsidy Assistance Household Count Deduplication		
Total Housing Subsidy Assistance (from the TBRA, P-FBH, ST-TFBH, STRMU, PHP, Other Competitive Activity counts above)	78	
How many households received more than one type of HOPWA Housing Subsidy Assistance for TBRA, P-FBH, ST-TFBH, STRMU, PHP, Other Competitive Activity?	0	
Total Unduplicated Housing Subsidy Assistance Household Count	78	
Access to Care (ATC)		
Complete HOPWA Outcomes for Access to Care and Support for all households served with HOPWA housing assistance and "other competitive activities" in the reporting year.		
Questions	This Report	
How many households had contact with a case manager?	78	
How many households developed a housing plan for maintaining or establishing stable housing?	78	
How many households accessed and maintained medical insurance and/or assistance?	78	
How many households had contact with a primary health care provider?	78	
How many households accessed or maintained qualification for sources of income?	42	
How many households obtained/maintained an income-producing job during the program year (with or without any HOPWA-related assistance)?	36	
Subsidy Assistance with Supportive Service, Funded Case Management		
Questions	This Report	
How many households received any type of HOPWA Housing Subsidy Assistance and HOPWA Funded Case Management?	78	
How many households received any type of HOPWA Housing Subsidy Assistance and HOPWA Supportive Services?	78	

ST-TFBH	STRMU	PHP	Housing Info	SUPP SVC
0	49	0	0	78

**Data Check: The highest unduplicated activity total shown in row 2 on this ATC tab must be equal to or less than the HOPWA-Eligible individual total reported in row 27 on the DEM & Prior Living Tab. The HOPWA-Eligible individual total from row 27 is also shown directly to the right for your reference.**

**Rows 10-15: Data Checks:**

**The values entered in each of these rows individually cannot be greater than the value calculated in Row 6.**

**If insurance or income were reported on any of the activity tabs, Rows 12 & 14 should be completed accordingly.**

**If all Rows are "0", provide explanation in Access to Care section of Data Quality Notes Tab.**

**Reminders:** 1. Contact with a case manager does not have to be a HOPWA-funded case manager.

2. Access to medical insurance can include those who accessed other types of insurance not included in the activity tabs.

**Data Check: Individually, Rows 18 & 19 cannot be > than the lesser of Cells H2 or B6.**

In Rows 18 & 19, report on Housing Subsidy Assistance households as calculated in Row 6 ONLY.

Case management is a supportive service; therefore, all individuals reported in Row 18 should be included in total for Row 19.

Other Competitive Activity
0
DEM tab, row 27:
78
ngly.
ivity tabs.
otal reported in Row

**Complete for all HOPWA Facility-based Capital Development Projects that received Capital Development funds in this reporting year. This includes projects that received HOPWA Capital Development funds and opened to residents in this reporting year.**

***Note: Scattered site facilities may be reported as one facility.***

Question	Facility 1
<b>Facility Information</b>	
What is the <b>name</b> of the facility using HOPWA for capital development (acquisition or rehabilitation)?	
For facilities being rehabilitated, what was the total amount of funding spent on rehabilitation?	0
What type of development was funded (new construction, rehabilitation, acquisition)?	
<b>For facilities being rehabilitated only</b> , what is the final value of the building after rehabilitation is complete?	0
What type of housing (Permanent or Short-term/Transitional) was developed?	
For Capital Development facilities, what is the purchase or lease date of the property?	
For Capital Development facilities, what is the date the construction or rehabilitation started (if applicable)?	
<b>Capital Development Expenditures</b>	
How much was expended in this year on acquisition, for each facility?	0
How much was expended on rehabilitation, for each facility?	
How much was expended on new construction, for each facility?	0
Was the development facility placed into service <b>during this program year? Yes or No.</b>	
<b>Complete for Capital Development Facilities Opened This Year ONLY. If the facility was not opened this year, skip this section.</b> <b><i>Data Checks: If Row 15 is yes, complete rows 17-24, and Rows 19 &amp; 20 must be a date within the reporting year.</i></b>	
How many total units were placed into service this year?	0
What date did the supportive services begin?	
What date was the construction or rehabilitation completed?	
What date did residents begin to occupy the facility?	
Is there a waiting list maintained for the facility? <b>Yes or No.</b>	

If there is a waiting list, how many households are on the waiting list?	0
How many total units (HOPWA and non-HOPWA units) were developed in this facility?	0
How many units in this facility were developed with HOPWA funds?	0
<b>For all Facilities</b>	<b>Total Units Designated for the Chronically Homeless</b>
For units constructed (new) and/or acquired <u>with or without</u> rehab:	0
For rental units rehabbed:	0
For homeownership units constructed (if approved):	0

***Capital Development*** means the use of HOPWA funds to construct, acquire, or rehabilitate a housing facility.

*There are sixty columns for facilities*

Facility 2	Facility 3	Facility 4	Facility 5	Facility 6
0	0	0	0	0
0	0	0	0	0
0	0	0	0	0
0	0	0	0	0
0	0	0	0	0
0	0	0	0	0

0	0	0	0	0
0	0	0	0	0
0	0	0	0	0
<b>Total Units Designated to Assist the Homeless</b>	<b>Total Units Energy-Star Compliant</b>	<b>Total Units 504 Accessible – Mobility Units – Sensory Units</b>		
0	0	0		
0	0	0		
0	0	0		

es. If more columns are needed, please contact the HOPWA Validation Team.

Facility 7	Facility 8	Facility 9	Facility 10	Facility 11	Facility 12
0	0	0	0	0	0
0	0	0	0	0	0
0	0	0	0	0	0
0	0	0	0	0	0
0	0	0	0	0	0
0	0	0	0	0	0



0	0	0	0	0	0
0	0	0	0	0	0
0	0	0	0	0	0

Facility 13	Facility 14	Facility 15	Facility 16	Facility 17	Facility 18
0	0	0	0	0	0
0	0	0	0	0	0
0	0	0	0	0	0
0	0	0	0	0	0
0	0	0	0	0	0
0	0	0	0	0	0

0	0	0	0	0	0
0	0	0	0	0	0
0	0	0	0	0	0

Facility 19	Facility 20	Facility 21	Facility 22	Facility 23	Facility 24
0	0	0	0	0	0
0	0	0	0	0	0
0	0	0	0	0	0
0	0	0	0	0	0
0	0	0	0	0	0
0	0	0	0	0	0

0	0	0	0	0	0
0	0	0	0	0	0
0	0	0	0	0	0

Facility 25	Facility 26	Facility 27	Facility 28	Facility 29	Facility 30
0	0	0	0	0	0
0	0	0	0	0	0
0	0	0	0	0	0
0	0	0	0	0	0
0	0	0	0	0	0
0	0	0	0	0	0

0	0	0	0	0	0
0	0	0	0	0	0
0	0	0	0	0	0

Facility 31	Facility 32	Facility 33	Facility 34	Facility 35	Facility 36
0	0	0	0	0	0
0	0	0	0	0	0
0	0	0	0	0	0
0	0	0	0	0	0
0	0	0	0	0	0
0	0	0	0	0	0



0	0	0	0	0	0
0	0	0	0	0	0
0	0	0	0	0	0

Facility 37	Facility 38	Facility 39	Facility 40	Facility 41	Facility 42
0	0	0	0	0	0
0	0	0	0	0	0
0	0	0	0	0	0
0	0	0	0	0	0
0	0	0	0	0	0
0	0	0	0	0	0

0	0	0	0	0	0
0	0	0	0	0	0
0	0	0	0	0	0

Facility 43	Facility 44	Facility 45	Facility 46	Facility 47	Facility 48
0	0	0	0	0	0
0	0	0	0	0	0
0	0	0	0	0	0
0	0	0	0	0	0
0	0	0	0	0	0
0	0	0	0	0	0

0	0	0	0	0	0
0	0	0	0	0	0
0	0	0	0	0	0

Facility 49	Facility 50	Facility 51	Facility 52	Facility 53	Facility 54
0	0	0	0	0	0
0	0	0	0	0	0
0	0	0	0	0	0
0	0	0	0	0	0
0	0	0	0	0	0
0	0	0	0	0	0

0	0	0	0	0	0
0	0	0	0	0	0
0	0	0	0	0	0

Facility 55	Facility 56	Facility 57	Facility 58	Facility 59	Facility 60
0	0	0	0	0	0
0	0	0	0	0	0
0	0	0	0	0	0
0	0	0	0	0	0
0	0	0	0	0	0
0	0	0	0	0	0



0	0	0	0	0	0
0	0	0	0	0	0
0	0	0	0	0	0





**Complete for all households who requested Violence Against Women Act (VAWA) protections per 24 CFR 5.2005 with your organization in the reporting year.**

Question	This Report
How many <b>internal</b> emergency transfers were requested?	0
How many <b>internal</b> emergency transfers were granted?	0
How many <b>external</b> emergency transfers were requested?	0
How many <b>external</b> emergency transfers were granted?	0
How many emergency transfers were denied?	0

If you have this data  
not have this data, it  
chart blank.

, please complete Rows 3-7. If you do  
it is currently NOT an error to leave this

Grant ID	Grantee	Sponsor ID	Sponsor	File ID
FTX98422	FORT WORTH	S6921528	S6921528_Tarrant County Samaritan Housing, Inc.	25230_241837

## Optional Data Quality Notes

Use the space below to add notes about the data provided in the workbook that y communicated to your HOPWA grantee or HUD's Office of HIV/AIDS Housing staff keys to create a return in this section.

### GENERAL PROVIDER DATA COMMENTS:

### HOPWA PROVIDER TAB DATA COMMENTS:

**CONTACT TAB DATA COMMENTS:**

**DEMOGRAPHICS & PRIOR LIVING TAB (DEM & Prior Living) DATA COMMENTS:**

**LEVERAGING AND PROGRAM INCOME TAB DATA COMMENTS:**

**TENANT-BASED RENTAL ASSISTANCE TAB (TBRA) DATA COMMENTS:**



--

**PERMANENT FACILITY-BASED HOUSING TAB (P-FBH) ASSISTANCE DATA COMMENTS:**

Questions 57 & 58 - Samaritan House does not operate as a medical facility and does not provide medical services or medication management.

--

**SHORT-TERM/TRANSITIONAL FACILITY-BASED HOUSING TAB (ST-TFBH) ASSISTANCE DATA COMMENTS:**

--

--

**SHORT-TERM RENT, MORTGAGE, AND UTILITY TAB (STRMU) ASSISTANCE DATA COMMENT**

--

**PERMANENT HOUSING PLACEMENT TAB (PHP) DATA COMMENTS:**

--

**HOUSING INFORMATION TAB DATA COMMENTS:**

--

**SUPPORTIVE SERVICES TAB DATA COMMENTS:**

--

**OTHER COMPETITIVE ACTIVITY TAB DATA COMMENTS:**

--

**ACCESS TO CARE TAB (ATC & Totals) DATA COMMENTS:**

--


**CAPITAL DEVELOPMENT TAB (CAP DEV) DATA COMMENTS:**

--

**VIOLENCE AGAINST WOMENT ACT TAB (VAWA) DATA COMMENTS:**


--


you would like  
. Use the ALT+enter



provide clinical HIV care

ADD COMMENTS:







**Please complete for organizations designated to serve as project sponsor, i.e., organizations involved in the direct delivery of services for client households, as defined by 24 CFR 574.3.**

<b>Project Sponsor Questions</b>	<b>Responses</b>
What is the organization's name?	Tarrant County Samaritan Housing, Inc.
What is the organization's Unique Entity Identifier (UEI)?	DRPTXYMVQ84
What is the organization's Employer ID Number (EIN) or Tax ID Number (TIN)?	75-2401109
What is the HOPWA contract amount for this organization?	\$1,300,000.00
What is the organization's business street address?	929 Hemphill Street
In what city is the organization's business address?	Fort Worth
In what county is the organization's business address?	Tarrant
In what state is the organization's business address?	Texas
What is the organization's business address zip code?	76104-3111
What is the organization's parent company, if applicable?	Not Applicable
What department administers the organization's grant?	Finance
What is the organization's phone number (including extension)?	817-332-6410 ext 177
What is the organization's fax number?	817-332-6409
What is the organization's website?	<a href="http://www.samaritanhouse.org">www.samaritanhouse.org</a>
What is the organization's Facebook page?	<a href="https://www.facebook.com/SamaritanhouseFW">https://www.facebook.com/SamaritanhouseFW</a>
What is the organization's Twitter handle?	Not Applicable
Is this a faith-based organization? <b>Yes or No.</b>	No
Is this a nonprofit organization? <b>Yes or No.</b>	Yes
Is this a grassroots organization? <b>Yes or No.</b>	No
What are the cities of the organization's primary service area?	Fort Worth
What are the counties of the organization's primary service area?	Tarrant, Parker, Johnson, and Wise Counties
In what congressional district is the organization located?	12
In what congressional district is the primary service area?	12

Is there a waiting list for HOPWA housing subsidy assistance services in the organization's service area? <b>Yes or No.</b>	No, not at this time. We were able to accommodate the individuals that were waiting.
<b>Provider Non-Direct Service Expenditures</b>	
What were the total HOPWA funds expended for Administration costs?	\$42,821.81
How much was expended on Technical Assistance?	0
How much was expended on Resource Identification?	0

**General data note: Do not enter "N/A" or "Not Applicable" - If a row does not apply, please skip and leave blank.**

**NOTE:** The amount in Row 6 should be the amount of HOPWA funds the project sponsor receives from this grantee. It should not include any HOPWA funds received from other grantees.

**NOTE:** For **HOPWA GRANTEES ONLY** who **ALSO** provide direct HOPWA services to HOPWA-eligible individuals:

You do not need to complete Rows 3 - 28: skip and complete Rows 29 & 30 only as applicable, and enter all HOPWA Grantee Admin expenditures in the Grantee workbook only: do not report any Admin expenditures in Row 28 of this tab.

**Data Check for Project Sponsors: Rows 12, 15, 17, 18, 28, 29, & 30 need only be filled in if applicable: All other questions are mandatory).**

**NOTE:** for **HOPWA *Project Sponsors***: if Row 28 is "0", please provide a comment to confirm no Admin exp  
Provider" section of "Data Quality Notes" Tab.

Percentage of Total Grant amount expended on Admin:	<b>3%</b>
--	-----------

**NOTE:** Project sponsor administrative costs a  
HOPWA grant award amount they receive. If  
reporting period as calculated in Cell G30 are  
amount reported for the period, please provi  
Provider" section of the "Data Notes" Tab



penditures in the "HOPWA

re limited to 7% of the total  
your administrative costs for the  
greater than 7% of the award  
ide an explanation in "HOPWA

## Contact Information for your Organization

Only organizations designated as project sponsors (see definition of "Project Sponsor" in the Performance Report Cover tab) should complete this tab.

Question
<b>Contact Information for Primary Program Contact</b>
What is the Primary Program contact name?
What is the Primary Program contact title?
In what department does the Primary Program contact work?
What is the Primary Program contact email?
What is the Primary Program contact phone number (including extension)?
What is the Primary Program contact fax number?
<b>Contact Information for Secondary Program Contact</b>
What is the Secondary Program contact name?
What is the Secondary Program contact title?
In what department does the Secondary Program contact work?
What is the Secondary Program contact email?
What is the Secondary Program contact phone number (including extension)?
What is the Secondary Program contact fax number?
<b>Contact Information for Individuals Seeking Services</b>
What is the Services contact name?
What is the Services contact title?
In what department does the Services contact work?
What is the Services contact email?
What is the Services contact phone number (including extension)?
What is the Services contact fax number?

Sponsor Organization" in

Responses

Kimberly Robinson

President/CEO

All

krobinson@samaritanhouse.org

817-332-6410 ext 177

817-332 -6409

Givemore Mutubuki

Controller

Accounting

gmutubuki@samaritanhouse.or

817-332-6410 ext 129

817-332-6409

Dr. Kianna Cureaux

Vice President of Programs

Programs

kcureaux@samaritanhouse.org

817-332-6410 ext 149

817-332-6409

General data note: Do not enter "N/A" or "Not Applicable" if a row does not apply, please skip and leave blank.

For HOPWA **GRANTEES ONLY** who ALSO provided direct services: You do not need to complete this tab.

Data Check for **Project Sponsors** : Rows 9, 16, & 23 need to be completed if applicable. All other contact information is mandatory. Complete even if a contact is duplicated across multiple roles.

*This information may be published on HUD websites as a resource for clients seeking services.*



le" - If a

t HOPWA

only be  
oss

s a

**Complete the age, sex, race, and ethnicity information for all individuals served with HOPWA assistance.**  
**See totals in rows 27 and 28. Each number cell must contain a number. If nothing to report, leave blank.**

A. For each racial category, how many HOPWA-eligible Individuals were		Male				
	Younger Than 18	18-30	31-50	51 or Older	Younger Than 18	
Asian	0	0	0	1	0	
Asian & White	0	0	0	0	0	
Black/African American	0	3	21	15	0	
Black/African American & White	0	1	0	0	0	
American Indian/Alaskan Native	0	0	1	0	0	
American Indian/Alaskan Native & Black/African American	0	0	0	0	0	
American Indian/Alaskan Native & White	0	0	0	0	0	
Native Hawaiian/Other Pacific Islander	0	0	0	0	0	
Other Multi-Racial	0	0	1	2	0	
White	0	2	14	15	0	
B. For each racial category, how many other household members (beneficiaries) were		Male				
	Younger Than 18	18-30	31-50	51 or Older	Younger Than 18	
b. Asian	0	0	0	0	0	
b. Asian & White	0	0	0	0	0	
b. Black/African American	2	2	1	0	7	
b. Black/African American & White	0	0	0	0	0	
b. American Indian/Alaskan Native	0	0	0	0	0	
b. American Indian/Alaskan Native & Black/African American	0	0	0	0	0	
b. American Indian/Alaskan Native & White	0	0	0	0	0	
b. Native Hawaiian/Other Pacific Islander	0	0	0	0	0	
b. Other Multi-Racial	0	0	0	0	0	
b. White	0	0	0	0	0	
Total number of HOPWA-eligible individuals served with HOPWA assistance (rows 4-13):	97	<div style="border: 1px solid black; padding: 5px; color: red;">Data Check: The total in Row 27 is 97</div>				
Total number of other household members (beneficiaries) served with HOPWA assistance (rows 16-25):	20					

How many other household members (beneficiaries) are HIV+?	1
How many other household members (beneficiaries) are HIV negative or have an unknown HIV status?	19
<b>Complete Prior Living Situations for HOPWA-eligible Individuals served by TBRA, P-FBH, ST-TFBH, or PHP</b>	
How many HOPWA-eligible individuals continued receiving HOPWA assistance from the previous year?	65
How many individuals newly receiving HOPWA assistance came from:	
A place not meant for human habitation?	10
An emergency shelter?	9
A transitional housing facility for formerly homeless persons?	0
A permanent housing situation for formerly homeless persons?	0
A psychiatric hospital or other psychiatric facility?	0
A substance abuse facility?	8
A non-psychiatric hospital?	0
A foster care home?	0
Jail, prison, or a juvenile detention facility?	0
A rented room, apartment or house?	2
A house the individual owned?	0
Staying at someone else's house?	0
A hotel or motel paid for by the individual?	3
Any other prior living situation?	0
How many individuals newly receiving HOPWA assistance didn't report or refused to report their prior living situation?	0
How many individuals newly receiving HOPWA assistance during this program year reported a prior living situation of homelessness [place not for human habitation, emergency shelter, transitional housing]:	19
Also meet the definition of experiencing chronic homelessness?	19
Also were veterans?	0

**Data Check: Sum of 29 & 30 must be 65**

**Data Check: SUM of rows 32 + 34 + 35 + 36 + 37 + 38 + 39 + 40 + 41 + 42 + 43 + 44 + 45 + 46 + 47 + 48 + 49 = 19**  
**P-FBH, ST-TFBH & PHP activities**

**Data Checks: Row 50 cannot be > Row 49**

**Row 51 cannot be > Row 49**

with all types of HOPWA assistance.  
ive the zero.

Female		
18-30	31-50	51 or Older
0	0	0
0	0	1
1	11	5
0	0	0
0	0	0
0	0	0
0	0	0
0	0	0
0	0	0
0	0	0
0	2	1

Female		
18-30	31-50	51 or Older
0	0	0
0	0	0
4	2	2
0	0	0
0	0	0
0	0	0
0	0	0
0	0	0
0	0	0
0	0	0

must = unduplicated household count across all activities.

Must be = to Row 28

Rows 1 through 48 must equal your unduplicated household count for TBRA,  
(Do not include Supportive Services or STRMU households in this section).

> Row 49

49









**Report the source(s) of cash or in-kind leveraged federal, state, local or private re Consolidated or Annual Plan (for formula grantees) or the grant proposal/applica and used in the delivery of the HOPWA program and the amount of leveraged do**

<b>What is the amount <span style="color: red;">and type</span> of leveraged funding that was provided by any of these sources?</b>	<b>Funding for this Report</b>
ESG	0
HOME	0
Ryan White	73056.25
Continuum of Care (CoC)	0
Low-Income Housing Tax Credit	0
Housing Choice Voucher Program	0
Private grants	0
In-kind resources	0
Grantee cash	0
<b>Other types of private or public funding:</b>	
Other FUNDING_1	27,000.81
Other FUNDING_2	0
Other FUNDING_3	0
Other FUNDING_4	0
Other FUNDING_5	0
Other FUNDING_6	0
Other FUNDING_7	0
Other FUNDING_8	0
Other FUNDING_9	0
Other FUNDING_10	0
Other FUNDING_11	0
Other FUNDING_12	0
Other FUNDING_13	0
Other FUNDING_14	0
Other FUNDING_15	0
<b>Program Income</b>	<b>0</b>
What was the amount of program income collected from resident rent payments in the program year?	0
What was the amount of program income collected from other sources (non-resident payments) in the program year?	0
<b>Uses of Program Income</b>	<b>0</b>
What was the amount of total program income that was spent on housing assistance in the program year?	0
What was the amount of total program income that was spent on supportive services or other non-housing costs in the program year?	0
<b>Rent Payments Made by HOPWA Housing Subsidy Assistance Recipients Directly to Private Landlords</b>	
What was the amount of resident rent payment that residents paid directly to private landlords?	65,185.00

sources identified in either the  
tion (for competitive grantees)  
llars.

**Was this a Housing Subsidy Assistance?**  
**Yes or No.**

No

No
----

**Scroll to the bottom of this tab for required reporting questions.**

Complete Rows 3-11 for specific leveraging so  
A.

**Column B:** Should be a single dollar amount.

**Column C:** Should be a "Yes" or "No" response whether any of the reported funds were for Home Assistance. Do not add explanations on this tab.

**NOTE:** Enter any leveraged project sponsor cash as cash."

In rows 13-27, enter other leveraged fund sources listed Rows 3-11.

**Column A:** Do not enter anything: you do not know the specific source of the leveraged funds.

**Column B:** Should be a single dollar amount

**Column C:** Should have "Yes" or "No" response indicating whether any of the reported funds were for the purpose of providing assistance. Do not add explanations or other comments.

**If P-FBH or ST-TFBH activity reported and Ro**  
**"Data Quality Notes" Tab**

**If Subsidy Assistance activity reported and R**  
**"Data Quality Notes" Tab**

**If TBRA activity reported and Row 35 is "0", print "0" in the "Notes" Tab**

ed Program Income

ources listed in Column  
  
e only to indicate  
ousing Subsidy  
b.

sh in row 11, "Grantee

s not included in the  
  
not need to report  
  
nt.  
  
onse only as to  
or Housing Subsidy  
her text.

w 29 is "0", provide an explanation in "Leveraging" section of the  
  
ow 30 is "0", provide an explanation in "Leveraging" section of the

provide an explanation in "Leveraging" section of the "Data Quality

**Complete this section for all Households served with HOPWA Tenant-Based Rental Assistance (TBRA) by your organization in the reporting year.**

Question	This Report
<b><i>TBRA Households Served and Expenditures</i></b>	
How many households were served with HOPWA TBRA assistance?	26
What were the total HOPWA funds expended for TBRA rental assistance?	244793.32
<b><i>Other (Non-TBRA) Rental Assistance Households Served and Expenditures (Other Non-TBRA Rental Assistance activities must be approved in the grant agreement).</i></b>	
How many total households were served with Other (non-TBRA) Rental Assistance?	0
What were the total HOPWA funds expended for Other (non-TBRA) Rental Assistance, as approved in the grant agreement?	0
Describe the Other (non-TBRA) Rental Assistance provided. (150 characters).	
<b><i>TBRA Household Total (TBRA + Other)</i></b>	<b>26</b>
<b><i>Income Levels for Households Served by this Activity</i></b>	<b>26</b>
What is the number of households with income below 30% of Area Median Income?	20
What is the number of households with income between 31% and 50% of Area Median Income?	3
What is the number of households with income between 51% and 80% of Area Median Income?	3
<b><i>Sources of Income for Households Served by this Activity</i></b>	
How many households accessed or maintained access to the following sources of income in the past year?	<b>26</b>
Earned Income from Employment	6
Retirement	1
SSI	10
SSDI	1
Other Welfare Assistance (Supplemental Nutrition Assistance Program, WIC, TANF, etc.)	0
Private Disability Insurance	0
Veteran's Disability Payment (service or non-service connected payment)	0
Regular contributions or gifts from organizations or persons not residing in the residence	0
Worker's Compensation	0
General Assistance (GA), or local program	0

Unemployment Insurance	0
Other Sources of Income	0
How many households maintained <b>no</b> sources of income?	8
<b>Medical Insurance/Assistance for Households Served by this Activity</b>	
How many households accessed or maintained access to the following sources of medical insurance in the past year?	
MEDICAID Health Program or local program equivalent	3
MEDICARE Health Insurance or local program equivalent	6
Veterans Affairs Medical Services	0
AIDS Drug Assistance Program	0
State Children's Health Insurance Program (SCHIP) or local	0
Ryan White-funded Medical or Dental Assistance	16
<b>Health Outcomes for HOPWA-Eligible Individuals Served by this Activity</b>	
How many HOPWA-eligible individuals served with TBRA this year have <i>ever</i> been prescribed Anti-Retroviral Therapy?	26
How many HOPWA-eligible persons served with TBRA have shown an improved viral load or achieved viral suppression?	16
<b>Longevity for Households Served by this Activity</b>	<b>26</b>
How many households have been served with TBRA for less than one year?	3
How many households have been served with TBRA for more than one year, but less than five years?	6
How many households have been served with TBRA for more than five years, but less than 10 years?	13
How many households have been served with TBRA for more than 10 years, but less than 15 years?	2
How many households have been served with TBRA for more than 15 years?	2
<b>Housing Outcomes for Households Served by this Activity</b>	<b>26</b>
How many households continued receiving HOPWA TBRA assistance into the next year?	22
How many households exited to other HOPWA housing programs?	1
How many households exited to other housing subsidy programs?	1
How many households exited to an emergency shelter?	0
How many households exited to private housing?	0

How many households exited to transitional housing (time limited - up to 24 months)?	0
How many households exited to an institutional arrangement expected to last less than six months?	0
How many households exited to institutional arrangement expected to last more than six months?	0
How many households exited to a jail/prison term expected to last less than six months?	0
How many households exited to a jail/prison term expected to last more than six months?	0
How many households exited to a situation that isn't transitional, but is not expected to last more than 90 days and their housing situation after those 90 days is uncertain?	0
How many households exited to a place not meant for human habitation?	0
How many households were disconnected from care?	0
How many of the HOPWA eligible individuals died?	2

**General Data Check: If you report expenditures you must report corresponding households. If you report households, you must report expenditures.**

**Note:** This total should include overhead (staff costs, fringe, etc.).

**NOTE:** Rows 7-9 should not be completed unless you have been approved by HUD in your grant agreement to carry out these activities. Facilities-based Housing, STRMU & PHP activities should not be reported here.

**Income Levels in Rows 12-14:**

**Data Check: Sum of 12-14 as shown in Row 11 must be = to Row 10.**

**Sources of Income in Rows 17-29:** Report ALL sources of income to HOPWA-eligible households (including those for other household members).

**Data Check: Sum of 17-29 as shown in Row 16 must be = or >**

**Medical Insurance in Rows 32-37:** Report ALL of the specific insurance types listed that were accessed by HOPWA-eligible households (including those for other household members). The sum of this section does NOT have to match your household total.

**Data Check:** If 32-37 are all "0", provide explanation in TBRA section of Data Quality Notes Tab..

**NOTE:** Health outcomes do NOT have to be supported by labs or other medical documentation. It can be self-report from clients.

**Data Check:** If 39 and/or 40 are "0", provide explanation in TBRA section of Data Quality Notes Tab.

**Longevity in Rows 42-46:**

**Data Check:** Sum of 42-46 as shown in Row 41 Must be = to Row 10.

**Housing Outcomes in Rows 48-61:**

**Data Check:** Sum of 48-61 as shown in Row 47 Must be = to Row 10.



Complete this section for all Households served with HOPWA Permanent Facility-Based Housing assistance by your organization in the reporting year. NOTE: Scattered-Site Facilities may be reported as one Facility.

General Data Check  
corresponding to  
report expenditures

Question	Facility 1	Facility 2
<b>Facility Information</b>		
What is the <b>name</b> of the housing facility?	Samaritan House	
Is the facility a medically assisted living facility? <b>Yes or No.</b>	No	
Was the housing facility placed into service during this program year? <b>Yes or No.</b>	No	
For housing facilities placed into service <i>during this program year</i> , how many units were placed into service? [Do not complete if facility placed in service in prior years.]	0	0
<b>Leasing -- Households and Expenditures Served by this Activity</b> <i>Expenditures total should include overhead (staff costs, fringe, etc.).</i>		
How many households received Permanent Facility-Based Housing Leasing support for each facility?	0	0
What were the HOPWA funds expended for Permanent Facility-Based Housing Leasing Costs for each facility?	0	0
<b>Operating -- Households and Expenditures Served by this Activity</b> <i>Expenditures total should include overhead (staff costs, fringe, etc.).</i>		
How many households received Permanent Facility-Based Housing Operating support for each facility?	71	0
What were the HOPWA funds expended for Permanent Facility-Based Housing Operating Costs for each facility?	178981.62	0
<b>Other Housing Support -- Households and Expenditures Served by this Activity</b> <i>Expenditures total should include overhead (staff costs, fringe, etc.).</i>		
How many households received Other types of Permanent Facility-Based Housing support for each facility?	0	0
What were the HOPWA funds expended for Other types of Permanent Facility-Based Housing for each facility?	0	0
For households served with Other Permanent Facility-Based Housing, what type of service were they provided? (150 characters)		
<b>PFBH Deduplication</b>		
How many households received more than one type of PFBH <b>for each facility?</b> (Leasing, Operating, Other)	0	0
<b>Total Deduplicated Household Count</b>	<b>71</b>	<b>0</b>
<b>Income Levels for Households Served by this Activity</b>	<b>71</b>	<b>0</b>
<b>Data Check: Sum of 23-25 as shown in Row 21 must be = to Row 20</b>		

What is the number of households with income below 30% of Area Median Income?	68	0
What is the number of households with income between 31% and 50% of Area Median Income?	1	0
What is the number of households with income between 51% and 80% of Area Median Income?	2	0
<b>Sources of Income for Households Served by this Activity</b>		
<b>Data Check:</b>		
<b>Sum of 28-40 as shown in Row 27 must be = or &gt; than Row 20</b>		
How many households accessed or maintained access to the following sources of income in the past year?	<b>91</b>	<b>0</b>
Earned Income from Employment	6	0
Retirement	0	0
SSI	11	0
SSDI	15	0
Other Welfare Assistance (Supplemental Nutrition Assistance Program, WIC, TANF, etc.)	20	0
Private Disability Insurance	0	0
Veteran's Disability Payment (service or non-service connected payment)	1	0
Regular contributions or gifts from organizations or persons not residing in the residence	0	0
Worker's Compensation	0	0
General Assistance (GA), or local program	0	0
Unemployment Insurance	0	0
Other Sources of Income	0	0
How many households maintained <b>no</b> sources of income?	38	0
<b>Medical Insurance/Assistance for Households Served by this Activity</b>		
<b>Data Check: If 43-48 are all "0", provide explanation in P-FBH section of Data Quality Notes Tab.</b>		
How many households accessed or maintained access to the following sources of medical insurance in the past year?		
MEDICAID Health Program or local program equivalent	12	0
MEDICARE Health Insurance or local program equivalent	15	0
Veterans Affairs Medical Services	2	0
AIDS Drug Assistance Program	0	0
State Children's Health Insurance Program (SCHIP) or local program equivalent	0	0
Ryan White-funded Medical or Dental Assistance	0	0
<b>Longevity for Households Served by this Activity</b>	<b>71</b>	<b>0</b>
<b>Data Check: Sum of 51-45 as shown in Row 49 must be = to Row 20</b>		
How many households have been served by permanent facility-based housing for less than one year?	29	0
How many households have been served by permanent facility-based housing for more than one year, but less than 5 years?	32	0

How many households have been served by permanent facility-based housing for more than 5 years, but less than 10 years?	7	0
How many households have been served by permanent facility-based housing for more than 10 years, but less than 15 years?	3	0
How many households have been served by permanent facility-based housing for more than 15 years?	0	0
<b>Health Outcomes for HOPWA-Eligible Individuals Served by this Activity</b> <i>Data Check: If 57 and/or 58 are "0", provide explanation in "P-FBH" section of Data Quality Notes Tab.</i>		
How many HOPWA-eligible individuals served with PFBH this year have ever been prescribed Anti-Retroviral Therapy, by facility?	0	0
How many HOPWA-eligible persons served with PFBH have shown an improved viral load or achieved viral suppression, by facility?	0	0
<b>Housing Outcomes for Households Served by this Activity</b> <i>Data Check: Sum of 61-74 as shown in Row 59 must be = to Row 20.</i>	<b>71</b>	<b>0</b>
How many households continued receiving this type of HOPWA assistance into the next year?	42	0
How many households exited to other HOPWA housing programs?	9	0
How many households exited to other housing subsidy programs?	9	0
How many households exited to an emergency shelter?	1	0
How many households exited to private housing?	2	0
How many households exited to transitional housing (time limited - up to 24 months)?	0	0
How many households exited to institutional arrangement expected to last less than six months?	0	0
How many households exited to institutional arrangement expected to last more than six months?	0	0
How many households exited to a jail/prison term expected to last less than six months?	0	0
How many households exited to a jail/prison term expected to last more than six months?	3	0
How many households exited to a situation that isn't transitional, but is not expected to last more than 90 days and their housing situation after those 90 days is uncertain?	0	0
How many households exited to a place not meant for human habitation?	3	0
How many households were disconnected from care?	0	0
How many of the HOPWA eligible individuals died?	2	0

**Check: If you report expenditures you must report households. If you report households, you must report expenditures.**

***There are sixty columns for facilities. I***

Facility 3	Facility 4	Facility 5	Facility 6	Facility 7
0	0	0	0	0
0	0	0	0	0
0	0	0	0	0
0	0	0	0	0
0	0	0	0	0
0	0	0	0	0
0	0	0	0	0
0	0	0	0	0
0	0	0	0	0
0	0	0	0	0
0	0	0	0	0

	0	0	0	0	0
	0	0	0	0	0
	0	0	0	0	0
	0	0	0	0	0
	0	0	0	0	0
	0	0	0	0	0
	0	0	0	0	0
	0	0	0	0	0
	0	0	0	0	0
	0	0	0	0	0
	0	0	0	0	0
	0	0	0	0	0
	0	0	0	0	0
	0	0	0	0	0
	0	0	0	0	0
	0	0	0	0	0
	0	0	0	0	0
	0	0	0	0	0
	0	0	0	0	0
	0	0	0	0	0
	0	0	0	0	0
	0	0	0	0	0
	0	0	0	0	0
	0	0	0	0	0
	0	0	0	0	0
	0	0	0	0	0
	0	0	0	0	0
	0	0	0	0	0

[illegible]

*f more columns are needed, please contact the HOPWA Validation Team.*

Facility 8	Facility 9	Facility 10	Facility 11	Facility 12
0	0	0	0	0
0	0	0	0	0
0	0	0	0	0
0	0	0	0	0
0	0	0	0	0
0	0	0	0	0
0	0	0	0	0
0	0	0	0	0
0	0	0	0	0
0	0	0	0	0
0	0	0	0	0

[illegible]



[illegible]

Facility 13	Facility 14	Facility 15	Facility 16	Facility 17
0	0	0	0	0
0	0	0	0	0
0	0	0	0	0
0	0	0	0	0
0	0	0	0	0
0	0	0	0	0
0	0	0	0	0
0	0	0	0	0
0	0	0	0	0
0	0	0	0	0
0	0	0	0	0



[illegible]

Facility 18	Facility 19	Facility 20	Facility 21	Facility 22
0	0	0	0	0
0	0	0	0	0
0	0	0	0	0
0	0	0	0	0
0	0	0	0	0
0	0	0	0	0
0	0	0	0	0
0	0	0	0	0
0	0	0	0	0
0	0	0	0	0
0	0	0	0	0

[illegible]

[illegible]

Facility 23	Facility 24	Facility 25	Facility 26	Facility 27
0	0	0	0	0
0	0	0	0	0
0	0	0	0	0
0	0	0	0	0
0	0	0	0	0
0	0	0	0	0
0	0	0	0	0
0	0	0	0	0
0	0	0	0	0
0	0	0	0	0
0	0	0	0	0



[illegible]

[illegible]

Facility 28	Facility 29	Facility 30	Facility 31	Facility 32
0	0	0	0	0
0	0	0	0	0
0	0	0	0	0
0	0	0	0	0
0	0	0	0	0
0	0	0	0	0
0	0	0	0	0
0	0	0	0	0
0	0	0	0	0
0	0	0	0	0
0	0	0	0	0

	0	0	0	0	0
	0	0	0	0	0
	0	0	0	0	0
	0	0	0	0	0
	0	0	0	0	0
	0	0	0	0	0
	0	0	0	0	0
	0	0	0	0	0
	0	0	0	0	0
	0	0	0	0	0
	0	0	0	0	0
	0	0	0	0	0
	0	0	0	0	0
	0	0	0	0	0
	0	0	0	0	0
	0	0	0	0	0
	0	0	0	0	0
	0	0	0	0	0
	0	0	0	0	0
	0	0	0	0	0
	0	0	0	0	0
	0	0	0	0	0
	0	0	0	0	0
	0	0	0	0	0
	0	0	0	0	0
	0	0	0	0	0
	0	0	0	0	0
	0	0	0	0	0
	0	0	0	0	0
	0	0	0	0	0

[illegible]

Facility 33	Facility 34	Facility 35	Facility 36	Facility 37
0	0	0	0	0
0	0	0	0	0
0	0	0	0	0
0	0	0	0	0
0	0	0	0	0
0	0	0	0	0
0	0	0	0	0
0	0	0	0	0
0	0	0	0	0
0	0	0	0	0
0	0	0	0	0

[illegible]

[illegible]



Facility 38	Facility 39	Facility 40	Facility 41	Facility 42
0	0	0	0	0
0	0	0	0	0
0	0	0	0	0
0	0	0	0	0
0	0	0	0	0
0	0	0	0	0
0	0	0	0	0
0	0	0	0	0
0	0	0	0	0
0	0	0	0	0
0	0	0	0	0

	0	0	0	0	0
	0	0	0	0	0
	0	0	0	0	0
	0	0	0	0	0
	0	0	0	0	0
	0	0	0	0	0
	0	0	0	0	0
	0	0	0	0	0
	0	0	0	0	0
	0	0	0	0	0
	0	0	0	0	0
	0	0	0	0	0
	0	0	0	0	0
	0	0	0	0	0
	0	0	0	0	0
	0	0	0	0	0
	0	0	0	0	0
	0	0	0	0	0
	0	0	0	0	0
	0	0	0	0	0
	0	0	0	0	0
	0	0	0	0	0
	0	0	0	0	0
	0	0	0	0	0
	0	0	0	0	0
	0	0	0	0	0

[illegible]

Facility 43	Facility 44	Facility 45	Facility 46	Facility 47
0	0	0	0	0
0	0	0	0	0
0	0	0	0	0
0	0	0	0	0
0	0	0	0	0
0	0	0	0	0
0	0	0	0	0
0	0	0	0	0
0	0	0	0	0
0	0	0	0	0
0	0	0	0	0

[illegible]

[illegible]

Facility 48	Facility 49	Facility 50	Facility 51	Facility 52
0	0	0	0	0
0	0	0	0	0
0	0	0	0	0
0	0	0	0	0
0	0	0	0	0
0	0	0	0	0
0	0	0	0	0
0	0	0	0	0
0	0	0	0	0
0	0	0	0	0
0	0	0	0	0

	0	0	0	0	0
	0	0	0	0	0
	0	0	0	0	0
	0	0	0	0	0
	0	0	0	0	0
	0	0	0	0	0
	0	0	0	0	0
	0	0	0	0	0
	0	0	0	0	0
	0	0	0	0	0
	0	0	0	0	0
	0	0	0	0	0
	0	0	0	0	0
	0	0	0	0	0
	0	0	0	0	0
	0	0	0	0	0
	0	0	0	0	0
	0	0	0	0	0
	0	0	0	0	0
	0	0	0	0	0
	0	0	0	0	0
	0	0	0	0	0
	0	0	0	0	0
	0	0	0	0	0
	0	0	0	0	0
	0	0	0	0	0
	0	0	0	0	0



[illegible]

Facility 53	Facility 54	Facility 55	Facility 56	Facility 57
0	0	0	0	0
0	0	0	0	0
0	0	0	0	0
0	0	0	0	0
0	0	0	0	0
0	0	0	0	0
0	0	0	0	0
0	0	0	0	0
0	0	0	0	0
0	0	0	0	0
0	0	0	0	0

[illegible]

[illegible]

Facility 58	Facility 59	Facility 60
0	0	0
0	0	0
0	0	0
0	0	0
0	0	0
0	0	0
0	0	0
0	0	0
0	0	0
0	0	0
0	0	0
0	0	0
0	0	0

	0	0	0
	0	0	0
	0	0	0
0	0	0	
0	0	0	
0	0	0	
0	0	0	
0	0	0	
0	0	0	
0	0	0	
0	0	0	
0	0	0	
0	0	0	
0	0	0	
0	0	0	
0	0	0	
0	0	0	
0	0	0	
0	0	0	
0	0	0	
0	0	0	
0	0	0	
0	0	0	
0	0	0	
0	0	0	
0	0	0	
0	0	0	
0	0	0	
0	0	0	
0	0	0	
0	0	0	
0	0	0	
0	0	0	
0	0	0	
0	0	0	
0	0	0	
0	0	0	
0	0	0	
0	0	0	
0	0	0	
0	0	0	
0	0	0	
0	0	0	
0	0	0	
0	0	0	
0	0	0	
0	0	0	
0	0	0	
0	0	0	
0	0	0	
0	0	0	
0	0	0	
0	0	0	
0	0	0	
0	0	0	
0	0	0	
0	0	0	
0	0	0	
0	0	0	
0	0	0	
0	0	0	
0	0	0	
0	0	0	
0	0	0	
0	0	0	
0	0	0	
0	0	0	
0	0	0	
0	0	0	
0	0	0	
0	0	0	
0	0	0	
0	0	0	
0	0	0	
0	0	0	
0	0	0	
0	0	0	
0	0	0	
0	0	0	
0	0	0	
0	0	0	
0	0	0	
0	0	0	
0	0	0	
0	0	0	
0	0	0	
0	0	0	
0	0	0	
0	0	0	
0	0	0	
0	0	0	
0	0	0	
0	0	0	
0	0	0	
0	0	0	
0	0	0	
0	0	0	
0	0	0	
0	0	0	
0	0	0	
0	0	0	
0	0	0	
0	0	0	
0	0	0	
0	0	0	
0	0	0	
0	0	0	
0	0	0	
0	0	0	
0	0	0	
0	0	0	
0	0	0	
0	0	0	
0	0	0	
0	0	0	
0	0	0	
0	0	0	
0	0	0	
0	0	0	
0	0	0	
0	0	0	
0	0	0	
0	0	0	
0	0	0	
0	0	0	
0	0	0	
0	0	0	
0	0	0	
0	0	0	
0	0	0	
0	0	0	
0	0	0	
0	0	0	
0	0	0	
0	0	0	
0	0	0	
0	0	0	
0	0	0	
0	0	0	
0	0	0	
0	0	0	
0	0	0	
0	0	0	
0	0	0	
0	0	0	
0	0	0	
0	0	0	
0	0	0	
0	0	0	
0	0	0	
0	0	0	
0	0	0	
0	0	0	
0	0	0	
0	0	0	
0	0	0	
0	0	0	
0	0	0	
0	0	0	
0	0	0	
0	0	0	
0	0	0	
0	0	0	
0	0	0	
0	0	0	
0	0	0	
0	0	0	
0	0	0	
0	0	0	
0	0	0	
0	0	0	
0	0	0	
0	0	0	
0	0	0	
0	0	0	
0	0	0	
0	0	0	
0	0	0	
0	0	0	
0	0	0	
0	0	0	
0	0	0	
0	0	0	
0	0	0	
0	0	0	
0	0	0	
0	0	0	
0	0	0	
0	0	0	
0	0	0	
0	0	0	
0	0	0	
0	0	0	
0	0	0	
0	0	0	
0	0	0	
0	0	0	
0	0	0	
0	0	0	
0	0	0	
0	0	0	
0	0	0	
0	0	0	
0	0	0	
0	0	0	
0	0	0	
0	0	0	
0	0	0	
0	0	0	
0	0	0	
0	0	0	
0	0	0	
0	0	0	
0	0	0	
0	0	0	
0	0	0	
0	0	0	
0	0	0	
0	0	0	
0	0	0	
0	0	0	
0	0	0	
0	0	0	
0	0	0	
0	0	0	
0	0	0	
0	0	0	
0	0	0	
0	0	0	
0	0	0	
0	0	0	
0	0	0	
0	0	0	
0	0	0	
0	0	0	
0	0	0	
0	0	0	
0	0	0	
0	0	0	
0	0	0	
0	0	0	
0	0	0	
0	0	0	
0	0	0	
0	0	0	
0	0	0	
0	0	0	
0	0	0	
0	0	0	
0	0	0	
0	0	0	
0	0	0	
0	0	0	
0	0		

[illegible]

**Complete this section for Facilities, Households served with HOPWA Short-Term or Transitional Facility-Based Housing assistance by your organization in the reporting year. *Note: Scattered-Site Facilities may be reported as one Facility.***

*Examples include Short-Term and Transitional Housing Types, Facility Based Housing with a tenure of fewer than 24 months, short-term treatment or health facilities, hotel-motel vouchers.*

Question	Facility 1
<b>Facility Information</b>	
What is the <b>name</b> of the housing facility?	
Is the facility a medically assisted living facility? <b>Yes or No.</b>	
Was the housing facility placed into service during this program year? <b>Yes or No.</b>	
For housing facilities placed into service <i>during this program year</i> , how many units were placed into service? <b>[Do not complete if facility placed in service in prior years.]</b>	0
<b>Leasing -- Households and Expenditures Served by this Activity</b> <i>Expenditures total should include overhead (staff costs, fringe, etc.).</i>	
How many households received Transitional/Short-Term Facility-Based Housing Leasing support for each facility?	0
What were the HOPWA funds expended for Transitional/Short-Term Facility-Based Housing Leasing Costs for each facility?	0
<b>Operating -- Households and Expenditures Served by this Activity</b> <i>Expenditures total should include overhead (staff costs, fringe, etc.).</i>	
How many households received Transitional/Short-Term Facility-Based Housing Operating support for each facility?	0
What were the HOPWA funds expended for Transitional/Short-Term Facility-Based Housing Operating Costs for each facility?	0
<b>Hotel-Motel -- Households and Expenditures Served by this Activity</b> <i>Expenditures total should include overhead (staff costs, fringe, etc.).</i>	
How many households received Hotel-Motel cost support for each	0
What were the HOPWA funds expended for Hotel-Motel Costs for each facility?	0
<b>Other Housing Support -- Households and Expenditures Served by this Activity</b> <i>Expenditures total should include overhead (staff costs, fringe, etc.).</i>	
How many households received Other types of Transitional/Short-Term Facility-Based Housing support for each facility?	0
What were the HOPWA funds expended for Other types of Transitional/Short-Term Facility-Based Housing for each facility?	0



For households served with Other Transitional/Short-Term Facility-Based Housing, what type of service were they provided? (150 characters)	
<b>ST-TFBH Deduplication</b>	
How many households received more than one type of ST-TFBH <b>for each facility?</b> (Leasing, Operating, Hotel-Motel, Other)	0
<b>Total Deduplicated Household Count</b>	<b>0</b>
<b>Income Levels for Households Served by this Activity</b> <b>Data Check: Sum of 26-28 as shown in Row 24 must be = to Row 23</b>	<b>0</b>
What is the number of households with income below 30% of Area Median Income?	0
What is the number of households with income between 31% and 50% of Area Median Income?	0
What is the number of households with income between 51% and 80% of Area Median Income?	0
<b>Sources of Income for Households Served by this Activity</b> <b>Data Check: Sum of 31-43 as shown in Row 30 must be = to or &gt; than Row 23</b>	
How many households accessed or maintained access to the following sources of income in the past year?	<b>0</b>
Earned Income from Employment	0
Retirement	0
SSI	0
SSDI	0
Other Welfare Assistance (Supplemental Nutrition Assistance Program, WIC, TANF, etc.)	0
Private Disability Insurance	0
Veteran's Disability Payment (service or non-service connected	0
Regular contributions or gifts from organizations or persons not residing in the residence	0
Worker's Compensation	0
General Assistance (GA), or local program	0
Unemployment Insurance	0
Other Sources of Income	0
How many households maintained <b>no</b> sources of income?	0
<b>Medical Insurance/Assistance for Households Served by this Activity</b> <b>Data Check: If 46-51 are all "0", provide explanation in ST-TFBH section of Data Quality Notes Tab.</b>	
How many households accessed or maintained access to the following sources of medical insurance in the past year?	
MEDICAID Health Program or local program equivalent	0
MEDICARE Health Insurance or local program equivalent	0
Veterans Affairs Medical Services	0
AIDS Drug Assistance Program	0
State Children's Health Insurance Program (SCHIP) or local program equivalent	0
Ryan White-funded Medical or Dental Assistance	0

<b>Longevity for Households Served by this Activity</b>	<b>0</b>
<b>Data Check: Sum of 54-58 as shown in Row 52 must be = to Row 23</b>	
How many households have been served by short-term/transitional facility-based housing for less than one year?	0
How many households have been served by short-term/transitional facility-based housing for more than one year, but less than five years?	0
How many households have been served by short-term/transitional facility-based housing for more than five years, but less than 10 years?	0
How many households have been served by short-term/transitional facility-based housing for more than 10 years, but less than 15 years?	0
How many households have been served by short-term/transitional facility-based housing for more than 15 years?	0
<b>Housing Outcomes for Households Served by this Activity</b>	<b>0</b>
<b>Data Check: Sum of 61-74 as shown in Row 59 must be = to Row 23</b>	
How many households continued receiving this type of HOPWA assistance into the next year?	0
How many households exited to other HOPWA housing programs?	0
How many households exited to other housing subsidy programs?	0
How many households exited to an emergency shelter?	0
How many households exited to private housing?	0
How many households exited to transitional housing (time limited - up to 24 months)?	0
How many households exited to institutional arrangement expected to last less than six months?	0
How many households exited to institutional arrangement expected to last more than six months?	0
How many households exited to a jail/prison term expected to last less than six months?	0
How many households exited to a jail/prison term expected to last more than six months?	0
How many households exited to a situation that isn't transitional, but is not expected to last more than 90 days and their housing situation after those 90 days is uncertain?	0
How many households exited to a place not meant for human habitation?	0
How many households were disconnected from care?	0
How many of the HOPWA eligible individuals died?	0

**General Data Check: If you report expenditures you must report corresponding households. If you report households, you must report expenditures.**

Facility 2	Facility 3	Facility 4	Facility 5
0	0	0	0
0	0	0	0
0	0	0	0
0	0	0	0
0	0	0	0
0	0	0	0
0	0	0	0
0	0	0	0
0	0	0	0

[illegible]

[illegible]

*There are sixty columns for facilities. If more columns are needed, please contact the HOPWA Vc*

Facility 6	Facility 7	Facility 8	Facility 9
0	0	0	0
0	0	0	0
0	0	0	0
0	0	0	0
0	0	0	0
0	0	0	0
0	0	0	0
0	0	0	0
0	0	0	0

[illegible]

[illegible]



Validation Team.

Facility 10	Facility 11	Facility 12	Facility 13
0	0	0	0
0	0	0	0
0	0	0	0
0	0	0	0
0	0	0	0
0	0	0	0
0	0	0	0
0	0	0	0
0	0	0	0

[illegible]

[illegible]

Facility 14	Facility 15	Facility 16	Facility 17
0	0	0	0
0	0	0	0
0	0	0	0
0	0	0	0
0	0	0	0
0	0	0	0
0	0	0	0
0	0	0	0
0	0	0	0

[illegible]

[illegible]

Facility 18	Facility 19	Facility 20	Facility 21
0	0	0	0
0	0	0	0
0	0	0	0
0	0	0	0
0	0	0	0
0	0	0	0
0	0	0	0
0	0	0	0
0	0	0	0

[illegible]



[illegible]

Facility 22	Facility 23	Facility 24	Facility 25
0	0	0	0
0	0	0	0
0	0	0	0
0	0	0	0
0	0	0	0
0	0	0	0
0	0	0	0
0	0	0	0
0	0	0	0

[illegible]

[illegible]

Facility 26	Facility 27	Facility 28	Facility 29
0	0	0	0
0	0	0	0
0	0	0	0
0	0	0	0
0	0	0	0
0	0	0	0
0	0	0	0
0	0	0	0
0	0	0	0

[illegible]

[illegible]

Facility 30	Facility 31	Facility 32	Facility 33
0	0	0	0
0	0	0	0
0	0	0	0
0	0	0	0
0	0	0	0
0	0	0	0
0	0	0	0
0	0	0	0
0	0	0	0



[illegible]

[illegible]

Facility 34	Facility 35	Facility 36	Facility 37
0	0	0	0
0	0	0	0
0	0	0	0
0	0	0	0
0	0	0	0
0	0	0	0
0	0	0	0
0	0	0	0
0	0	0	0

[illegible]

[illegible]

Facility 38	Facility 39	Facility 40	Facility 41
0	0	0	0
0	0	0	0
0	0	0	0
0	0	0	0
0	0	0	0
0	0	0	0
0	0	0	0
0	0	0	0
0	0	0	0

[illegible]

[illegible]



Facility 42	Facility 43	Facility 44	Facility 45
0	0	0	0
0	0	0	0
0	0	0	0
0	0	0	0
0	0	0	0
0	0	0	0
0	0	0	0
0	0	0	0
0	0	0	0

[illegible]

[illegible]

Facility 46	Facility 47	Facility 48	Facility 49
0	0	0	0
0	0	0	0
0	0	0	0
0	0	0	0
0	0	0	0
0	0	0	0
0	0	0	0
0	0	0	0
0	0	0	0

[illegible]

[illegible]

Facility 50	Facility 51	Facility 52	Facility 53
0	0	0	0
0	0	0	0
0	0	0	0
0	0	0	0
0	0	0	0
0	0	0	0
0	0	0	0
0	0	0	0
0	0	0	0

[illegible]



[illegible]

Facility 54	Facility 55	Facility 56	Facility 57
0	0	0	0
0	0	0	0
0	0	0	0
0	0	0	0
0	0	0	0
0	0	0	0
0	0	0	0
0	0	0	0
0	0	0	0

[illegible]

[illegible]

Facility 58	Facility 59	Facility 60
0	0	0
0	0	0
0	0	0
0	0	0
0	0	0
0	0	0
0	0	0
0	0	0
0	0	0

[illegible]

[illegible]

**Complete this section for all Households served with HOPWA Short-Term Rent, Mortgage, and Utilities Assistance (STRMU) by your organization in the reporting year.**

General Data  
correspondence  
report expected

Question	This Report
<b>Households Served by this Activity - STRMU Breakdown</b>	
a. How many households were served with STRMU mortgage assistance <b>only</b> ?	0
b. How many households were served with STRMU rental assistance <b>only</b> ?	0
c. How many households were served with STRMU utilities assistance <b>only</b> ?	0
d. How many households received more than one type of STRMU assistance?	0
<b>STRMU Households Total</b>	<b>0</b>
<b>STRMU Expenditures</b>	
What were the HOPWA funds expended for the following budget line items?	
STRMU mortgage assistance	0
STRMU rental assistance	0
STRMU utility assistance	0
<b>Total STRMU Expenditures</b>	<b>0</b>
<b>Income Levels for Households Served by this Activity</b>	<b>0</b>
What is the number of households with income below 30% of Area Median Income?	0
What is the number of households with income between 31% and 50% of Area Median Income?	0
What is the number of households with income between 51% and 80% of Area Median Income?	0
<b>Sources of Income for Households Served by this Activity</b>	
How many households accessed or maintained access to the following sources of income in the past year?	<b>0</b>
Earned Income from Employment	0
Retirement	0
SSI	0
SSDI	0
Other Welfare Assistance (Supplemental Nutrition	0
Private Disability Insurance	0
Veteran's Disability Payment (service or non-service	0
Regular contributions or gifts from organizations or	0
Worker's Compensation	0
General Assistance (GA), or local program	0

This total should equal the total amount of HOPWA funds expended for the reporting year. The grantee should report the total amount of HOPWA funds expended for the reporting year (i.e., all over the reporting year) in the following manner.

Income Levels  
Data Check 8

Income Sources  
Report ALL sources of income (including tax-exempt income) in the following manner:  
Data Check 8



Unemployment Insurance	0
Other Sources of Income	0
How many households maintained <b>no</b> sources of income?	0
<b>Medical Insurance/Assistance for Households Served by this Activity</b>	
How many households accessed or maintained access to the following sources of medical insurance in the past year?	
MEDICAID Health Program or local program equivalent	0
MEDICARE Health Insurance or local program equivalent	0
Veterans Affairs Medical Services	0
AIDS Drug Assistance Program	0
State Children's Health Insurance Program (SCHIP) or local program equivalent	0
Ryan White-funded Medical or Dental Assistance	0
<b>Longevity for Households Served by this Activity</b>	<b>0</b>
How many households have been served by STRMU for the first time this year?	0
How many households also received STRMU assistance during the previous STRMU eligibility period?	0
How many households received STRMU assistance <b>more than twice</b> during the previous five eligibility periods?	0
How many households received STRMU assistance during the last five <b>consecutive</b> eligibility periods?	0
<b>Housing Outcomes for Households Served by this Activity</b>	<b>0</b>
How many households continued receiving this type of HOPWA assistance into the next year?	0
How many households exited to other HOPWA housing programs?	0
How many households exited to other housing subsidy programs?	0
How many households exited to an emergency shelter?	0
How many households served with STRMU were able to maintain a private housing situation without subsidy?	0
How many households exited to transitional housing (time limited - up to 24 months)?	0
How many households exited to institutional arrangement expected to last less than six months?	0

**Medical Insurance**  
insurance to  
households  
sum of this

**Data Check**  
section of I

**Longevity i**  
The total o  
total for th

**Data Check**

**Housing Ou**

**Data Check**  
**8**

How many households exited to institutional arrangement expected to last more than six months?	0
How many households exited to a jail/prison term expected to last less than six months?	0
How many households exited to a jail/prison term expected to last more than six months?	0
How many households exited to a situation that isn't transitional, but is not expected to last more than 90 days and their housing situation after those 90 days is uncertain?	0
How many households exited to a place not meant for human habitation?	0
How many households were disconnected from care?	0
How many of the HOPWA eligible individuals died?	0

**Check:** If you report expenditures you must report  
living households. If you report households, you must  
expenditures.

should include overhead (staff costs, fringe, etc.). **NOTE:**  
e determines how to report/distribute overhead costs  
overhead included in one row, or divided across categories  
expenditures). All sponsors should report in the same

**Check:** *Sum of 16-18 as shown in Row 15 must be = to Row*

**Check:** *Sum of 21-33 as shown in Row 20 must be = to or >*

sources of income for HOPWA-eligible households  
(those for other household members).

**Check:** *Sum of 21-33 as shown in Row 20 must be = to or >*  
3

**Insurance in Rows 36-41:** Report ALL of the specific types listed that were accessed by HOPWA-eligible persons (including those for other household members). The total for this section does NOT have to match your household total.

**Note:** If 36-41 are all "0", provide explanation in TBRA Data Quality Notes Tab.

**Substance Use in Rows 43-46:**

The total for this section does NOT have to match your household total. This is activity.

**Note:** Individually, Rows 44-46 cannot be > than Row 43

**Outcomes in Rows 48-61:**

**Note:** Sum of 48-61 as shown in Row 47 must be = to Row 47

**Complete this section for all Households served with HOPWA Permanent Housing Placement (PHP) assistance by your organization in the reporting year.**

Question	This Report
<b><i>Households Served by this Activity</i></b>	
How many households were served with PHP assistance?	0
<b><i>PHP Expenditures for Households Served by this Activity</i></b>	
What were the HOPWA funds expended for PHP?	0
<b><i>Sources of Income for Households Served by this Activity</i></b>	
How many households accessed or maintained access to the following sources of income in the past year?	0
Earned Income from Employment	0
Retirement	0
SSI	0
SSDI	0
Other Welfare Assistance (Supplemental Nutrition Assistance Program, WIC, TANF, etc.)	0
Private Disability Insurance	0
Veteran's Disability Payment (service or non-service connected payment)	0
Regular contributions or gifts from organizations or persons not residing in the residence	0
Worker's Compensation	0
General Assistance (GA), or local program	0
Unemployment Insurance	0
Other Sources of Income	0
How many households maintained <b>no</b> sources of income?	0
<b><i>Medical Insurance/Assistance for Households Served by this Activity</i></b>	
How many households accessed or maintained access to the following sources of medical insurance in the past year?	
MEDICAID Health Program or local program equivalent	0
MEDICARE Health Insurance or local program equivalent	0
Veterans Affairs Medical Services	0
AIDS Drug Assistance Program	0
State Children's Health Insurance Program (SCHIP) or local program equivalent	0
Ryan White-funded Medical or Dental Assistance	0

<b><i>Housing Outcomes for Households Served by this Activity</i></b>	<b>0</b>
<i>In the context of PHP, "exited" means the housing situation into which the household was placed using the PHP assistance.</i>	
How many households exited to other HOPWA housing programs?	0
How many households exited to other housing subsidy programs?	0
How many households exited to private housing?	0

**General Data Check: If you report expenditures you must report corresponding households. If you report households, you must report expenditures.**

The total in Row 6 should include overhead (staff costs, fringe, etc.).

***Income Sources in Rows 9-21:***

Report ALL sources of income for HOPWA-eligible households (including those for other household members).

**Data Check: Sum of 9-21 as shown in Row 8 must be = to or > than Row 4**

***Medical Insurance in Rows 24-29:*** Report ALL of the specific insurance types listed that were accessed by HOPWA-eligible households (including those for other household members). The sum of this section does NOT have to match your household total.

**Data Check: If 24-29 are all "0", provide explanation in "PHP" section of "Data Quality Notes" Tab.**

***Housing Outcomes in Rows 32-34:***

**Data Check: Sum of 32-34 as shown in Row 30 must be = to Row 4: if not, provide explanation in "PHP" section of "Data Quality Notes" Tab.**



<b>Complete for all households served with HOPWA-funded <u>Housing Information Services</u> by your organization in the reporting year.</b>	
<i>See definition of "Housing Information Services" on "Performance Report Cover" tab.</i>	
<b>Question</b>	<b>This Report</b>
<b><i>Households Served by this Activity</i></b>	
How many households were served with housing information services?	0
<b><i>Housing Information Services Expenditures</i></b>	
What were the HOPWA funds expended for Housing Information Services?	0

General Data  
correspondence  
report expenses

**NOTE:** The  
fringe, etc.

**Data Check: If you report expenditures you must report  
living households. If you report households, you must  
expenditures.**

total in Row 6 should include overhead (staff costs,  
).

**Complete for all households served with HOPWA funded Supportive Services by your organization in the reporting year.**

*Note that this table also collects **HOPWA Supportive Service expenditures.***

Questions	This Report	
Households and Expenditures for Supportive Service Types	Number of Households	Expenditures
What were the expenditures and number of households for each of the following types of supportive services in the program year?		
Adult Day Care and Personal Assistance	97	112343.05
Alcohol-Drug Abuse	120	30415.79
Child Care	0	0
Case Management	97	103283.25
Education	0	0
Employment Assistance and Training	0	0
Health/Medical Services	0	0
Legal Services	0	0
Life Skills Management	120	187699.46
Meals/Nutritional Services	71	170331.23
Mental Health Services	0	0
Outreach	0	0
Transportation	86	26813.11
Any other type of HOPWA funded, HUD approved supportive service?	0	0
What were the other type(s) of supportive services provided? (150 characters)		
<b>Deduplication of Supportive Services</b>		
How many households received more than one of any type of Supportive Services?	348	

<b>Deduplicated Supportive Services Household Total (based on amounts reported in Rows 5-21 above):</b>	<b>243</b>	
---	------------	--

**General Data Check: If you report expenditures you must report corresponding households. If you report households, you must report expenditures.**

**Column B:** enter the unduplicated number of households served by each type of **HOPWA-FUNDED** Supportive Services

**Column C:** Report all HOPWA expenditures associated with delivering each type of **HOPWA-FUNDED** Supportive Services. This total should include overhead (staff costs, fringe, etc.).

**NOTE:** The grantee can determine how to report/distribute overhead costs (i.e., all overhead included in one row, or divided across categories with expenditures. All sponsors should report in the same manner.

**Data Check: If your unduplicated household total calculated in Cell B23 appears incorrect, adjust Row 21.**

Only Competitive Grantees with an "Other Housing Activity" approved in their grant agreement should complete this tab.	
"Other" Housing Activities -- Households and Expenditures Served by this Activity	This Report
How many households were served with "Other Housing Activity" assistance?	0
What were the HOPWA funds expended for "Other Housing Activity" assistance?	0
What is the "Other" HOPWA budget line item approved in the grant agreement? (150 characters)	

General Data  
household:

Complete to  
carry our "I  
The total in

**Data Check: If you report expenditures you must report corresponding households. If you report households, you must report expenditures.**

This tab ONLY if you have been approved by HUD in your grant agreement to report on Other Housing Activities."

Row 4 should include overhead (staff costs, fringe, etc.).

Activity Review	TBRA	P-FBH
<b>Total Households Served in ALL Activities from this report for each Activity .</b>	26	71
<b>Housing Subsidy Assistance Household Count Deduplication</b>		
<i>Total Housing Subsidy Assistance (from the TBRA, P-FBH, ST-TFBH, STRMU, PHP, Other Competitive Activity counts above)</i>	<b>97</b>	
How many households received more than one type of HOPWA Housing Subsidy Assistance for TBRA, P-FBH, ST-TFBH, STRMU, PHP, Other Competitive Activity?	0	
<b>Total Unduplicated Housing Subsidy Assistance Household Count</b>	<b>97</b>	
<b>Access to Care (ATC)</b>		
<b>Complete HOPWA Outcomes for Access to Care and Support for <u>all</u> households served with HOPWA housing assistance and "other competitive activities" in the reporting year.</b>		
<b>Questions</b>	<b>This Report</b>	
How many households had contact with a case manager?	97	
How many households developed a housing plan for maintaining or establishing stable housing?	97	
How many households accessed and maintained medical insurance and/or assistance?	97	
How many households had contact with a primary health care provider?	97	
How many households accessed or maintained qualification for sources of income?	51	
How many households obtained/maintained an income-producing job during the program year (with or without any HOPWA-related assistance)?	54	
<b>Subsidy Assistance with Supportive Service, Funded Case Management</b>		
<b>Questions</b>	<b>This Report</b>	
How many households received any type of HOPWA Housing Subsidy Assistance <b>and</b> HOPWA Funded Case Management?	97	
How many households received any type of HOPWA Housing Subsidy Assistance <b>and</b> HOPWA Supportive Services?	97	

ST-TFBH	STRMU	PHP	Housing Info	SUPP SVC
0	0	0	0	243

**Data Check: The highest unduplicated activity total shown in row 2 on this ATC tab must be equal to or less than the HOPWA-Eligible individual total reported in row 27 on the DEM & Prior Living Tab. The HOPWA-Eligible individual total from row 27 is also shown directly to the right for your reference.**

**Rows 10-15: Data Checks:**

**The values entered in each of these rows individually cannot be greater than the value calculated in Row 6.**

**If insurance or income were reported on any of the activity tabs, Rows 12 & 14 should be completed according to the instructions on the Data Quality Notes Tab.**

**If all Rows are "0", provide explanation in Access to Care section of Data Quality Notes Tab.**

**Reminders:** 1. Contact with a case manager does not have to be a HOPWA-funded case manager.

2. Access to medical insurance can include those who accessed other types of insurance not included in the activity tabs.

**Data Check: Individually, Rows 18 & 19 cannot be > than the lesser of Cells H2 or B6.**

In Rows 18 & 19, report on Housing Subsidy Assistance households as calculated in Row 6 ONLY.

Case management is a supportive service; therefore, all individuals reported in Row 18 should be included in total for Row 19.



Other Competitive Activity
0
DEM tab, row 27:
97
gly.
vity tabs.
tal reported in Row

**Complete for all HOPWA Facility-based Capital Development Projects that received Capital Development funds in this reporting year. This includes projects that received HOPWA Capital Development funds and opened to residents in this reporting year.**

***Note: Scattered site facilities may be reported as one facility.***

Question	Facility 1
<b>Facility Information</b>	
What is the <b>name</b> of the facility using HOPWA for capital development (acquisition or rehabilitation)?	
For facilities being rehabilitated, what was the total amount of funding spent on rehabilitation?	0
What type of development was funded (new construction, rehabilitation, acquisition)?	
<b>For facilities being rehabilitated only</b> , what is the final value of the building after rehabilitation is complete?	0
What type of housing (Permanent or Short-term/Transitional) was developed?	
For Capital Development facilities, what is the purchase or lease date of the property?	
For Capital Development facilities, what is the date the construction or rehabilitation started (if applicable)?	
<b>Capital Development Expenditures</b>	
How much was expended in this year on acquisition, for each facility?	0
How much was expended on rehabilitation, for each facility?	
How much was expended on new construction, for each facility?	0
Was the development facility placed into service <b>during this program year? Yes or No.</b>	
<b>Complete for Capital Development Facilities Opened This Year ONLY. If the facility was not opened this year, skip this section.</b> <b><i>Data Checks: If Row 15 is yes, complete rows 17-24, and Rows 19 &amp; 20 must be a date within the reporting year.</i></b>	
How many total units were placed into service this year?	0
What date did the supportive services begin?	
What date was the construction or rehabilitation completed?	
What date did residents begin to occupy the facility?	
Is there a waiting list maintained for the facility? <b>Yes or No.</b>	

If there is a waiting list, how many households are on the waiting list?	0
How many total units (HOPWA and non-HOPWA units) were developed in this facility?	0
How many units in this facility were developed with HOPWA funds?	0
<b>For all Facilities</b>	<b>Total Units Designated for the Chronically Homeless</b>
For units constructed (new) and/or acquired <u>with or without</u> rehab:	0
For rental units rehabbed:	0
For homeownership units constructed (if approved):	0

***Capital Development*** means the use of HOPWA funds to construct, acquire, or rehabilitate a housing facility.

*There are sixty columns for facilities*

Facility 2	Facility 3	Facility 4	Facility 5	Facility 6
0	0	0	0	0
0	0	0	0	0
0	0	0	0	0
0	0	0	0	0
0	0	0	0	0
0	0	0	0	0

0	0	0	0	0
0	0	0	0	0
0	0	0	0	0
<b>Total Units Designated to Assist the Homeless</b>	<b>Total Units Energy-Star Compliant</b>	<b>Total Units 504 Accessible – Mobility Units – Sensory Units</b>		
0	0	0		
0	0	0		
0	0	0		

ns. If more columns are needed, please contact the HOPWA Validation Team.

Facility 7	Facility 8	Facility 9	Facility 10	Facility 11	Facility 12
0	0	0	0	0	0
0	0	0	0	0	0
0	0	0	0	0	0
0	0	0	0	0	0
0	0	0	0	0	0
0	0	0	0	0	0

0	0	0	0	0	0
0	0	0	0	0	0
0	0	0	0	0	0

Facility 13	Facility 14	Facility 15	Facility 16	Facility 17	Facility 18
0	0	0	0	0	0
0	0	0	0	0	0
0	0	0	0	0	0
0	0	0	0	0	0
0	0	0	0	0	0
0	0	0	0	0	0



0	0	0	0	0	0
0	0	0	0	0	0
0	0	0	0	0	0

Facility 19	Facility 20	Facility 21	Facility 22	Facility 23	Facility 24
0	0	0	0	0	0
0	0	0	0	0	0
0	0	0	0	0	0
0	0	0	0	0	0
0	0	0	0	0	0
0	0	0	0	0	0

0	0	0	0	0	0
0	0	0	0	0	0
0	0	0	0	0	0

Facility 25	Facility 26	Facility 27	Facility 28	Facility 29	Facility 30
0	0	0	0	0	0
0	0	0	0	0	0
0	0	0	0	0	0
0	0	0	0	0	0
0	0	0	0	0	0
0	0	0	0	0	0

0	0	0	0	0	0
0	0	0	0	0	0
0	0	0	0	0	0

Facility 31	Facility 32	Facility 33	Facility 34	Facility 35	Facility 36
0	0	0	0	0	0
0	0	0	0	0	0
0	0	0	0	0	0
0	0	0	0	0	0
0	0	0	0	0	0
0	0	0	0	0	0

0	0	0	0	0	0
0	0	0	0	0	0
0	0	0	0	0	0

Facility 37	Facility 38	Facility 39	Facility 40	Facility 41	Facility 42
0	0	0	0	0	0
0	0	0	0	0	0
0	0	0	0	0	0
0	0	0	0	0	0
0	0	0	0	0	0
0	0	0	0	0	0



0	0	0	0	0	0
0	0	0	0	0	0
0	0	0	0	0	0

Facility 43	Facility 44	Facility 45	Facility 46	Facility 47	Facility 48
0	0	0	0	0	0
0	0	0	0	0	0
0	0	0	0	0	0
0	0	0	0	0	0
0	0	0	0	0	0
0	0	0	0	0	0

0	0	0	0	0	0
0	0	0	0	0	0
0	0	0	0	0	0

Facility 49	Facility 50	Facility 51	Facility 52	Facility 53	Facility 54
0	0	0	0	0	0
0	0	0	0	0	0
0	0	0	0	0	0
0	0	0	0	0	0
0	0	0	0	0	0
0	0	0	0	0	0

0	0	0	0	0	0
0	0	0	0	0	0
0	0	0	0	0	0

Facility 55	Facility 56	Facility 57	Facility 58	Facility 59	Facility 60
0	0	0	0	0	0
0	0	0	0	0	0
0	0	0	0	0	0
0	0	0	0	0	0
0	0	0	0	0	0
0	0	0	0	0	0

0	0	0	0	0	0
0	0	0	0	0	0
0	0	0	0	0	0







**Complete for all households who requested Violence Against Women Act (VAWA) protections per 24 CFR 5.2005 with your organization in the reporting year.**

Question	This Report
How many <b>internal</b> emergency transfers were requested?	0
How many <b>internal</b> emergency transfers were granted?	0
How many <b>external</b> emergency transfers were requested?	0
How many <b>external</b> emergency transfers were granted?	0
How many emergency transfers were denied?	0

If you have this data  
not have this data, it  
chart blank.

, please complete Rows 3-7. If you do  
it is currently NOT an error to leave this

Grant ID	Grantee	Sponsor ID	Sponsor	File ID
FTX98422	FORT WORTH	S6921526	S6921526_City of Fort Worth Neighborhood Serv	25230_241835

## Optional Data Quality Notes

Use the space below to add notes about the data provided in the workbook that y communicated to your HOPWA grantee or HUD's Office of HIV/AIDS Housing staff keys to create a return in this section.

### GENERAL PROVIDER DATA COMMENTS:

### HOPWA PROVIDER TAB DATA COMMENTS:

The City of Fort Worth is both the grantee and project sponsor. As such, no administrative c the project sponsor award (\$655,620)

**CONTACT TAB DATA COMMENTS:****DEMOGRAPHICS & PRIOR LIVING TAB (DEM & Prior Living) DATA COMMENTS:****LEVERAGING AND PROGRAM INCOME TAB DATA COMMENTS:**

The City of Fort Worth had no "Other Program Income" to report

**TENANT-BASED RENTAL ASSISTANCE TAB (TBRA) DATA COMMENTS:**

--

**PERMANENT FACILITY-BASED HOUSING TAB (P-FBH) ASSISTANCE DATA COMMENTS:**

--

**SHORT-TERM/TRANSITIONAL FACILITY-BASED HOUSING TAB (ST-TFBH) ASSISTANCE DATA**

--

--

**SHORT-TERM RENT, MORTGAGE, AND UTILITY TAB (STRMU) ASSISTANCE DATA COMMENT**

--

**PERMANENT HOUSING PLACEMENT TAB (PHP) DATA COMMENTS:**

--

**HOUSING INFORMATION TAB DATA COMMENTS:**

--

**SUPPORTIVE SERVICES TAB DATA COMMENTS:**

--

**OTHER COMPETITIVE ACTIVITY TAB DATA COMMENTS:**




**ACCESS TO CARE TAB (ATC & Totals) DATA COMMENTS:**


**CAPITAL DEVELOPMENT TAB (CAP DEV) DATA COMMENTS:**


**VIOLENCE AGAINST WOMENT ACT TAB (VAWA) DATA COMMENTS:**


you would like  
. Use the ALT+enter

duties are charged to









**Please complete for organizations designated to serve as project sponsor, i.e., organizations involved in the direct delivery of services for client households, as defined by 24 CFR 574.3.**

Project Sponsor Questions	Responses
What is the organization's name?	
What is the organization's Unique Entity Identifier (UEI)?	
What is the organization's Employer ID Number (EIN) or Tax ID Number (TIN)?	
What is the HOPWA contract amount for this organization?	
What is the organization's business street address?	
In what city is the organization's business address?	
In what county is the organization's business address?	
In what state is the organization's business address?	
What is the organization's business address zip code?	
What is the organization's parent company, if applicable?	
What department administers the organization's grant?	
What is the organization's phone number (including extension)?	
What is the organization's fax number?	
What is the organization's website?	
What is the organization's Facebook page?	
What is the organization's Twitter handle?	
Is this a faith-based organization? <b>Yes or No.</b>	
Is this a nonprofit organization? <b>Yes or No.</b>	
Is this a grassroots organization? <b>Yes or No.</b>	
What are the cities of the organization's primary service area?	
What are the counties of the organization's primary service area?	
In what congressional district is the organization located?	
In what congressional district is the primary service area?	
Is there a waiting list for HOPWA housing subsidy assistance services in the organization's service area? <b>Yes or No.</b>	

Provider Non-Direct Service Expenditures	
What were the total HOPWA funds expended for Administration costs?	
How much was expended on Technical Assistance?	0
How much was expended on Resource Identification?	0



**General data note: Do not enter "N/A" or "Not Applicable" - If a row does not apply, please skip and leave blank.**

**NOTE:** The amount in Row 6 should be the amount of HOPWA funds the project sponsor receives from this grantee. It should not include any HOPWA funds received from other grantees.

**NOTE:** For **HOPWA GRANTEES ONLY** who **ALSO** provide direct HOPWA services to HOPWA-eligible individuals:

You do not need to complete Rows 3 - 28: skip and complete Rows 29 & 30 only as applicable, and enter all HOPWA Grantee Admin expenditures in the Grantee workbook only: do not report any Admin expenditures in Row 28 of this tab.

**Data Check for Project Sponsors: Rows 12, 15, 17, 18, 28, 29, & 30 need only be filled in if applicable: All other questions are mandatory).**

**NOTE:** for **HOPWA Project Sponsors**: if Row 28 is "0", please provide a comment to confirm no Admin exp  
Provider" section of "Data Quality Notes" Tab.

Percentage of Total Grant amount expended on Admin:	#DIV/0!
--	---------

**NOTE:** Project sponsor administrative costs a  
HOPWA grant award amount they receive. If  
reporting period as calculated in Cell G30 are  
amount reported for the period, please provi  
Provider" section of the "Data Notes" Tab



penditures in the "HOPWA

re limited to 7% of the total  
your administrative costs for the  
greater than 7% of the award  
ide an explanation in "HOPWA

## Contact Information for your Organization

Only organizations designated as project sponsors (see definition of "Project Sponsor" in the Performance Report Cover tab) should complete this tab.

Question
<b>Contact Information for Primary Program Contact</b>
What is the Primary Program contact name?
What is the Primary Program contact title?
In what department does the Primary Program contact work?
What is the Primary Program contact email?
What is the Primary Program contact phone number (including extension)?
What is the Primary Program contact fax number?
<b>Contact Information for Secondary Program Contact</b>
What is the Secondary Program contact name?
What is the Secondary Program contact title?
In what department does the Secondary Program contact work?
What is the Secondary Program contact email?
What is the Secondary Program contact phone number (including extension)?
What is the Secondary Program contact fax number?
<b>Contact Information for Individuals Seeking Services</b>
What is the Services contact name?
What is the Services contact title?
In what department does the Services contact work?
What is the Services contact email?
What is the Services contact phone number (including extension)?
What is the Services contact fax number?

**Sponsor Organization" in**


**General data note: Do not enter "N/A" or "Not Applicable" if a row does not apply, please skip and leave blank.**

For HOPWA GRANTEES ONLY who ALSO provided direct services: You do not need to complete this tab.

**Data Check for Project Sponsors : Rows 9, 16, & 23 need completed if applicable. All other contact information is mandatory. Complete even if a contact is duplicated across multiple roles.**

*This information may be published on HUD websites as a resource for clients seeking services.*

le" - If a

t HOPWA

only be  
oss

s a

Complete the age, sex, race, and ethnicity information for all individuals served with all types of HOPWA assistance.

See totals in rows 27 and 28. Each number cell must contain a number. If nothing to report, leave the zero.

A. For each racial category, how many HOPWA-eligible individuals were	Male				Female				Not Reported				Of the total number of individuals reported for each racial category, how many also identify as Hispanic?
	Younger Than 18	18-30	31-50	51 or Older	Younger Than 18	18-30	31-50	51 or Older	Younger Than 18	18-30	31-50	51 or Older	Total Hispanic
Asian	0	0	0	1	0	0	0	0	0	0	0	0	0
Asian & White	0	0	0	0	0	0	0	0	0	0	0	0	0
Black/African American	0	0	8	8	0	1	17	13	0	0	0	0	2
Black/African American & White	0	0	0	0	0	0	0	0	0	0	0	0	0
American Indian/Alaskan Native	0	0	0	0	0	0	0	0	0	0	0	0	0
American Indian/Alaskan Native & Black/African American	0	0	0	0	0	0	0	0	0	0	0	0	0
American Indian/Alaskan Native & White	0	0	0	0	0	0	1	0	0	0	0	0	0
Native Hawaiian/Other Pacific Islander	0	0	0	0	0	0	0	0	0	0	0	0	0
Other Multi-Racial	0	1	0	0	0	0	1	0	0	0	1	0	2
White	0	0	2	6	0	0	2	3	0	0	0	0	8
B. For each racial category, how many other household members (beneficiaries) were	Male				Female				Not Reported				Of the total number of individuals reported for each racial category, how many also identify as Hispanic?
	Younger Than 18	18-30	31-50	51 or Older	Younger Than 18	18-30	31-50	51 or Older	Younger Than 18	18-30	31-50	51 or Older	Total Hispanic
b. Asian	0	0	0	0	0	0	0	0	0	0	0	0	0
b. Asian & White	0	0	0	0	0	0	0	0	0	0	0	0	0
b. Black/African American	14	6	4	3	17	5	1	2	0	0	0	0	0
b. Black/African American & White	0	0	0	0	0	0	0	0	0	0	0	0	0
b. American Indian/Alaskan Native	0	0	0	0	0	0	0	0	0	0	0	0	0
b. American Indian/Alaskan Native & Black/African American	0	0	0	0	0	0	0	0	0	0	0	0	0
b. American Indian/Alaskan Native & White	0	0	0	0	0	0	0	0	0	0	0	0	0
b. Native Hawaiian/Other Pacific Islander	0	0	0	0	0	0	0	0	0	0	0	0	0
b. Other Multi-Racial	0	0	0	0	0	0	0	0	0	0	0	0	0
b. White	2	1	0	0	2	0	0	0	0	0	0	0	5

Total number of HOPWA-eligible individuals served with HOPWA assistance (rows 4-13):

65

Data Check: The total in Row 27 must = unduplicated household count across all activities.

Total number of other household members (beneficiaries) served with HOPWA assistance (rows 16-25):

57

How many other household members (beneficiaries) are HIV+?

0

How many other household members (beneficiaries) are HIV negative or have an unknown HIV status?

0

Data Check: Sum of 29 & 30 must be = to Row 28

Complete Prior Living Situations for HOPWA-eligible Individuals served by TBRA, P-FBH, ST-TFBH, or PHP

How many HOPWA-eligible individuals continued receiving HOPWA assistance from the previous year?

0

How many individuals newly receiving HOPWA assistance came from:

A place not meant for human habitation?	0
An emergency shelter?	0
A transitional housing facility for formerly homeless persons?	0
A permanent housing situation for formerly homeless persons?	0
A psychiatric hospital or other psychiatric facility?	0
A substance abuse facility?	0
A non-psychiatric hospital?	0
A foster care home?	0
Jail, prison, or a juvenile detention facility?	0
A rented room, apartment or house?	0
A house the individual owned?	0

Data Check: SUM of rows 32 + 34 through 48 must equal your unduplicated household count for TBRA, P-FBH, ST-TFBH & PHP activities (Do not include Supportive Services or STRMU households in this section).



Staying at someone else's house?	0
A hotel or motel paid for by the individual?	0
Any other prior living situation?	0
How many individuals newly receiving HOPWA assistance didn't report or refused to report their prior living situation?	0
How many individuals newly receiving HOPWA assistance during this program year reported a prior living situation of homelessness [place not for human habitation, emergency shelter, transitional housing]:	0
Also meet the definition of experiencing chronic homelessness?	0
Also were veterans?	0

Data Checks: Row 50 cannot be > Row 49

Row 51 cannot be > Row 49

Report the source(s) of cash or in-kind leveraged federal, state, local or private resources identified in either the Consolidated or Annual Plan (for formula grantees) or the grant proposal/application (for competitive grantees) and used in the delivery of the HOPWA program and the amount of leveraged dollars.

What is the amount and type of leveraged funding that was provided by any of these sources?	Funding for this Report	Was this a Housing Subsidy Assistance? Yes or No.
ESG	0	
HOME	0	
Ryan White	0	
Continuum of Care (CoC)	0	
Low-Income Housing Tax Credit	0	
Housing Choice Voucher Program	0	
Private grants	0	
In-kind resources	0	
Grantee cash	0	
<b>Other types of private or public funding:</b>		
Other FUNDING_1	0	
Other FUNDING_2	0	
Other FUNDING_3	0	
Other FUNDING_4	0	
Other FUNDING_5	0	
Other FUNDING_6	0	
Other FUNDING_7	0	
Other FUNDING_8	0	
Other FUNDING_9	0	
Other FUNDING_10	0	
Other FUNDING_11	0	
Other FUNDING_12	0	
Other FUNDING_13	0	
Other FUNDING_14	0	
Other FUNDING_15	0	
<b>Program Income</b>	<b>0</b>	
What was the amount of program income collected from resident rent payments in the program year?	0	
What was the amount of program income collected from other sources (non-resident payments) in the program year?	0	
<b>Uses of Program Income</b>	<b>0</b>	
What was the amount of total program income that was spent on housing assistance in the program year?	0	
What was the amount of total program income that was spent on supportive services or other non-housing costs in the program year?	0	
<b>Rent Payments Made by HOPWA Housing Subsidy Assistance Recipients Directly to Private Landlords</b>		
What was the amount of resident rent payment that residents paid directly to private landlords?	218,405.00	

Scroll to the bottom of this tab for required Program Income reporting questions.

Complete Rows 3-11 for specific leveraging sources listed in Column A.  
**Column B:** Should be a single dollar amount.  
**Column C:** Should be a "Yes" or "No" response only to indicate whether any of the reported funds were for Housing Subsidy Assistance. Do not add explanations on this tab.

**NOTE:** Enter any leveraged project sponsor cash in row 11, "Grantee cash."

In rows 13-27, enter other leveraged funds not included in the sources listed Rows 3-11.

**Column A:** Do not enter anything: you do not need to report the specific source of the leveraged funds.

**Column B:** Should be a single dollar amount.

**Column C:** Should have "Yes" or "No" response only as to whether any of the reported funds were for Housing Subsidy Assistance. Do not add explanations or other text.

If P-FBH or ST-TFBH activity reported and Row 29 is "0", provide an explanation in "Leveraging" section of the "Data Quality Notes" Tab  
 If Subsidy Assistance activity reported and Row 30 is "0", provide an explanation in "Leveraging" section of the "Data Quality Notes" Tab

If TBRA activity reported and Row 35 is "0", provide an explanation in "Leveraging" section of the "Data Quality Notes" Tab

**Complete this section for all Households served with HOPWA Tenant-Based Rental Assistance (TBRA) by your organization in the reporting year.**

Question	This Report
<b><i>TBRA Households Served and Expenditures</i></b>	
How many households were served with HOPWA TBRA assistance?	64
What were the total HOPWA funds expended for TBRA rental assistance?	697,934.00
<b><i>Other (Non-TBRA) Rental Assistance Households Served and Expenditures (Other Non-TBRA Rental Assistance activities must be approved in the grant agreement).</i></b>	
How many total households were served with Other (non-TBRA) Rental Assistance?	0
What were the total HOPWA funds expended for Other (non-TBRA) Rental Assistance, as approved in the grant agreement?	0
Describe the Other (non-TBRA) Rental Assistance provided. (150 characters).	
<b><i>TBRA Household Total (TBRA + Other)</i></b>	<b>64</b>
<b><i>Income Levels for Households Served by this Activity</i></b>	<b>64</b>
What is the number of households with income below 30% of Area Median Income?	39
What is the number of households with income between 31% and 50% of Area Median Income?	16
What is the number of households with income between 51% and 80% of Area Median Income?	9
<b><i>Sources of Income for Households Served by this Activity</i></b>	
How many households accessed or maintained access to the following sources of income in the past year?	<b>64</b>
Earned Income from Employment	21
Retirement	0
SSI	26
SSDI	12

**General Data Check:** If you report expenditures you must report corresponding households. If you report households, you must report expenditures.

**Note:** This total should include overhead (staff costs, fringe, etc.).

**NOTE:** Rows 7-9 should not be completed unless you have been approved by HUD in your grant agreement to carry out these activities. Facilities-based Housing, STRMU & PHP activities should not be reported here.

**Income Levels in Rows 12-14:**

**Data Check:** Sum of 12-14 as shown in Row 11 must be = to Row 10.

**Sources of Income in Rows 17-29:** Report ALL sources of income to HOPWA-eligible households (including those for other household members).

**Data Check:** Sum of 17-29 as shown in Row 16 must be = or >

Other Welfare Assistance (Supplemental Nutrition Assistance Program, WIC, TANF, etc.)	0
Private Disability Insurance	0
Veteran's Disability Payment (service or non-service connected payment)	0
Regular contributions or gifts from organizations or persons not residing in the residence	0
Worker's Compensation	0
General Assistance (GA), or local program	0
Unemployment Insurance	0
Other Sources of Income	0
How many households maintained <b>no</b> sources of income?	5
<b>Medical Insurance/Assistance for Households Served by this Activity</b>	
How many households accessed or maintained access to the following sources of medical insurance in the past year?	
MEDICAID Health Program or local program equivalent	59
MEDICARE Health Insurance or local program equivalent	5
Veterans Affairs Medical Services	0
AIDS Drug Assistance Program	0
State Children's Health Insurance Program (SCHIP) or	0
Ryan White-funded Medical or Dental Assistance	59
<b>Health Outcomes for HOPWA-Eligible Individuals Served by this Activity</b>	
How many HOPWA-eligible individuals served with TBRA this year have ever been prescribed Anti-Retroviral Therapy?	0
How many HOPWA-eligible persons served with TBRA have shown an improved viral load or achieved viral suppression?	0
<b>Longevity for Households Served by this Activity</b>	<b>64</b>
How many households have been served with TBRA for less than one year?	5
How many households have been served with TBRA for more than one year, but less than five years?	11

**Medical Insurance in Rows 32-37:** Report ALL of the specific insurance types listed that were accessed by HOPWA-eligible households (including those for other household members). The sum of this section does NOT have to match your household total.

**Data Check:** If 32-37 are all "0", provide explanation in TBRA section of Data Quality Notes Tab..

**NOTE:** Health outcomes do NOT have to be supported by labs or other medical documentation. It can be self-report from clients.

**Data Check:** If 39 and/or 40 are "0", provide explanation in TBRA section of Data Quality Notes Tab.

**Longevity in Rows 42-46:**

**Data Check:** Sum of 42-46 as shown in Row 41 Must be = to Row 10.

How many households have been served with TBRA for more than five years, but less than 10 years?	48
How many households have been served with TBRA for more than 10 years, but less than 15 years?	0
How many households have been served with TBRA for more than 15 years?	0
<b><i>Housing Outcomes for Households Served by this Activity</i></b>	<b>64</b>
How many households continued receiving HOPWA TBRA assistance into the next year?	61
How many households exited to other HOPWA housing programs?	0
How many households exited to other housing subsidy programs?	0
How many households exited to an emergency shelter?	2
How many households exited to private housing?	0
How many households exited to transitional housing (time limited - up to 24 months)?	0
How many households exited to an institutional arrangement expected to last less than six months?	0
How many households exited to institutional arrangement expected to last more than six months?	0
How many households exited to a jail/prison term expected to last less than six months?	0
How many households exited to a jail/prison term expected to last more than six months?	0
How many households exited to a situation that isn't transitional, but is not expected to last more than 90 days and their housing situation after those 90 days is uncertain?	0
How many households exited to a place not meant for human habitation?	0
How many households were disconnected from care?	0
How many of the HOPWA eligible individuals died?	1

**Housing Outcomes in Rows 48-61:**

**Data Check: Sum of 48-61 as shown in Row 47 Must be = to Row 10.**

**Complete this section for all Households served with HOPWA Permanent Facility-Based Housing assistance by your organization in the reporting year. NOTE: Scattered-Site Facilities may be reported as one Facility.**

**General Data Check  
corresponding to  
report expenditures**

Question	Facility 1	Facility 2
<b>Facility Information</b>		
What is the <b>name</b> of the housing facility?		
Is the facility a medically assisted living facility? <b>Yes or No.</b>		
Was the housing facility placed into service during this program year? <b>Yes or No.</b>		
For housing facilities placed into service <i>during this program year</i> , how many units were placed into service? [Do not complete if facility placed in service in prior years.]	0	0
<b>Leasing -- Households and Expenditures Served by this Activity</b> <i>Expenditures total should include overhead (staff costs, fringe, etc.).</i>		
How many households received Permanent Facility-Based Housing Leasing support for each facility?	0	0
What were the HOPWA funds expended for Permanent Facility-Based Housing Leasing Costs for each facility?	0	0
<b>Operating -- Households and Expenditures Served by this Activity</b> <i>Expenditures total should include overhead (staff costs, fringe, etc.).</i>		
How many households received Permanent Facility-Based Housing Operating support for each facility?	0	0
What were the HOPWA funds expended for Permanent Facility-Based Housing Operating Costs for each facility?	0	0
<b>Other Housing Support -- Households and Expenditures Served by this Activity</b> <i>Expenditures total should include overhead (staff costs, fringe, etc.).</i>		
How many households received Other types of Permanent Facility-Based Housing support for each facility?	0	0
What were the HOPWA funds expended for Other types of Permanent Facility-Based Housing for each facility?	0	0
For households served with Other Permanent Facility-Based Housing, what type of service were they provided? (150 characters)		
<b>PFBH Deduplication</b>		
How many households received more than one type of PFBH <b>for each facility?</b> (Leasing, Operating, Other)	0	0
<b>Total Deduplicated Household Count</b>	0	0
<b>Income Levels for Households Served by this Activity</b>	0	0
<b>Data Check: Sum of 23-25 as shown in Row 21 must be = to Row 20</b>		

What is the number of households with income below 30% of Area Median Income?	0	0
What is the number of households with income between 31% and 50% of Area Median Income?	0	0
What is the number of households with income between 51% and 80% of Area Median Income?	0	0
<b>Sources of Income for Households Served by this Activity</b>		
<b>Data Check:</b>		
<b>Sum of 28-40 as shown in Row 27 must be = or &gt; than Row 20</b>		
How many households accessed or maintained access to the following sources of income in the past year?	0	0
Earned Income from Employment	0	0
Retirement	0	0
SSI	0	0
SSDI	0	0
Other Welfare Assistance (Supplemental Nutrition Assistance Program, WIC, TANF, etc.)	0	0
Private Disability Insurance	0	0
Veteran's Disability Payment (service or non-service connected payment)	0	0
Regular contributions or gifts from organizations or persons not residing in the residence	0	0
Worker's Compensation	0	0
General Assistance (GA), or local program	0	0
Unemployment Insurance	0	0
Other Sources of Income	0	0
How many households maintained <b>no</b> sources of income?	0	0
<b>Medical Insurance/Assistance for Households Served by this Activity</b>		
<b>Data Check: If 43-48 are all "0", provide explanation in P-FBH section of Data Quality Notes Tab.</b>		
How many households accessed or maintained access to the following sources of medical insurance in the past year?		
MEDICAID Health Program or local program equivalent	0	0
MEDICARE Health Insurance or local program equivalent	0	0
Veterans Affairs Medical Services	0	0
AIDS Drug Assistance Program	0	0
State Children's Health Insurance Program (SCHIP) or local program equivalent	0	0
Ryan White-funded Medical or Dental Assistance	0	0
<b>Longevity for Households Served by this Activity</b>	0	0
<b>Data Check: Sum of 51-45 as shown in Row 49 must be = to Row 20</b>		
How many households have been served by permanent facility-based housing for less than one year?	0	0
How many households have been served by permanent facility-based housing for more than one year, but less than 5 years?	0	0

How many households have been served by permanent facility-based housing for more than 5 years, but less than 10 years?	0	0
How many households have been served by permanent facility-based housing for more than 10 years, but less than 15 years?	0	0
How many households have been served by permanent facility-based housing for more than 15 years?	0	0
<b>Health Outcomes for HOPWA-Eligible Individuals Served by this Activity</b> <i>Data Check: If 57 and/or 58 are "0", provide explanation in "P-FBH" section of Data Quality Notes Tab.</i>		
How many HOPWA-eligible individuals served with PFBH this year have ever been prescribed Anti-Retroviral Therapy, by facility?	0	0
How many HOPWA-eligible persons served with PFBH have shown an improved viral load or achieved viral suppression, by facility?	0	0
<b>Housing Outcomes for Households Served by this Activity</b> <i>Data Check: Sum of 61-74 as shown in Row 59 must be = to Row 20.</i>	0	0
How many households continued receiving this type of HOPWA assistance into the next year?	0	0
How many households exited to other HOPWA housing programs?	0	0
How many households exited to other housing subsidy programs?	0	0
How many households exited to an emergency shelter?	0	0
How many households exited to private housing?	0	0
How many households exited to transitional housing (time limited - up to 24 months)?	0	0
How many households exited to institutional arrangement expected to last less than six months?	0	0
How many households exited to institutional arrangement expected to last more than six months?	0	0
How many households exited to a jail/prison term expected to last less than six months?	0	0
How many households exited to a jail/prison term expected to last more than six months?	0	0
How many households exited to a situation that isn't transitional, but is not expected to last more than 90 days and their housing situation after those 90 days is uncertain?	0	0
How many households exited to a place not meant for human habitation?	0	0
How many households were disconnected from care?	0	0
How many of the HOPWA eligible individuals died?	0	0



ck: If you report expenditures you must report  
households. If you report households, you must  
res.

There are sixty columns for facilities. I,

Facility 3	Facility 4	Facility 5	Facility 6	Facility 7
0	0	0	0	0
0	0	0	0	0
0	0	0	0	0
0	0	0	0	0
0	0	0	0	0
0	0	0	0	0
0	0	0	0	0
0	0	0	0	0
0	0	0	0	0
0	0	0	0	0

0	0	0	0	0
0	0	0	0	0
0	0	0	0	0
0	0	0	0	0
0	0	0	0	0
0	0	0	0	0
0	0	0	0	0
0	0	0	0	0
0	0	0	0	0
0	0	0	0	0
0	0	0	0	0
0	0	0	0	0
0	0	0	0	0
0	0	0	0	0
0	0	0	0	0
0	0	0	0	0
0	0	0	0	0
0	0	0	0	0
0	0	0	0	0
0	0	0	0	0
0	0	0	0	0
0	0	0	0	0
0	0	0	0	0
0	0	0	0	0
0	0	0	0	0
0	0	0	0	0
0	0	0	0	0

[illegible]

*f more columns are needed, please contact the HOPWA Validation Team.*

Facility 8	Facility 9	Facility 10	Facility 11	Facility 12
0	0	0	0	0
0	0	0	0	0
0	0	0	0	0
0	0	0	0	0
0	0	0	0	0
0	0	0	0	0
0	0	0	0	0
0	0	0	0	0
0	0	0	0	0
0	0	0	0	0
0	0	0	0	0

0	0	0	0	0
0	0	0	0	0
0	0	0	0	0
0	0	0	0	0
0	0	0	0	0
0	0	0	0	0
0	0	0	0	0
0	0	0	0	0
0	0	0	0	0
0	0	0	0	0
0	0	0	0	0
0	0	0	0	0
0	0	0	0	0
0	0	0	0	0
0	0	0	0	0
0	0	0	0	0
0	0	0	0	0
0	0	0	0	0
0	0	0	0	0
0	0	0	0	0
0	0	0	0	0
0	0	0	0	0
0	0	0	0	0
0	0	0	0	0
0	0	0	0	0
0	0	0	0	0
0	0	0	0	0
0	0	0	0	0
0	0	0	0	0
0	0	0	0	0
0	0	0	0	0
0	0	0	0	0
0	0	0	0	0

[illegible]

Facility 13	Facility 14	Facility 15	Facility 16	Facility 17
0	0	0	0	0
0	0	0	0	0
0	0	0	0	0
0	0	0	0	0
0	0	0	0	0
0	0	0	0	0
0	0	0	0	0
0	0	0	0	0
0	0	0	0	0
0	0	0	0	0
0	0	0	0	0

[illegible]



[illegible]

Facility 18	Facility 19	Facility 20	Facility 21	Facility 22
0	0	0	0	0
0	0	0	0	0
0	0	0	0	0
0	0	0	0	0
0	0	0	0	0
0	0	0	0	0
0	0	0	0	0
0	0	0	0	0
0	0	0	0	0
0	0	0	0	0
0	0	0	0	0

[illegible]

[illegible]

Facility 23	Facility 24	Facility 25	Facility 26	Facility 27
0	0	0	0	0
0	0	0	0	0
0	0	0	0	0
0	0	0	0	0
0	0	0	0	0
0	0	0	0	0
0	0	0	0	0
0	0	0	0	0
0	0	0	0	0
0	0	0	0	0
0	0	0	0	0

0	0	0	0	0
0	0	0	0	0
0	0	0	0	0
0	0	0	0	0
0	0	0	0	0
0	0	0	0	0
0	0	0	0	0
0	0	0	0	0
0	0	0	0	0
0	0	0	0	0
0	0	0	0	0
0	0	0	0	0
0	0	0	0	0
0	0	0	0	0
0	0	0	0	0
0	0	0	0	0
0	0	0	0	0
0	0	0	0	0
0	0	0	0	0
0	0	0	0	0
0	0	0	0	0
0	0	0	0	0
0	0	0	0	0
0	0	0	0	0
0	0	0	0	0
0	0	0	0	0
0	0	0	0	0

[illegible]

Facility 28	Facility 29	Facility 30	Facility 31	Facility 32
0	0	0	0	0
0	0	0	0	0
0	0	0	0	0
0	0	0	0	0
0	0	0	0	0
0	0	0	0	0
0	0	0	0	0
0	0	0	0	0
0	0	0	0	0
0	0	0	0	0
0	0	0	0	0



[illegible]

[illegible]

Facility 33	Facility 34	Facility 35	Facility 36	Facility 37
0	0	0	0	0
0	0	0	0	0
0	0	0	0	0
0	0	0	0	0
0	0	0	0	0
0	0	0	0	0
0	0	0	0	0
0	0	0	0	0
0	0	0	0	0
0	0	0	0	0
0	0	0	0	0

[illegible]

[illegible]

Facility 38	Facility 39	Facility 40	Facility 41	Facility 42
0	0	0	0	0
0	0	0	0	0
0	0	0	0	0
0	0	0	0	0
0	0	0	0	0
0	0	0	0	0
0	0	0	0	0
0	0	0	0	0
0	0	0	0	0
0	0	0	0	0
0	0	0	0	0

[illegible]

[illegible]



Facility 43	Facility 44	Facility 45	Facility 46	Facility 47
0	0	0	0	0
0	0	0	0	0
0	0	0	0	0
0	0	0	0	0
0	0	0	0	0
0	0	0	0	0
0	0	0	0	0
0	0	0	0	0
0	0	0	0	0
0	0	0	0	0
0	0	0	0	0

[illegible]

[illegible]

Facility 48	Facility 49	Facility 50	Facility 51	Facility 52
0	0	0	0	0
0	0	0	0	0
0	0	0	0	0
0	0	0	0	0
0	0	0	0	0
0	0	0	0	0
0	0	0	0	0
0	0	0	0	0
0	0	0	0	0
0	0	0	0	0
0	0	0	0	0

	0	0	0	0	0
	0	0	0	0	0
	0	0	0	0	0
	0	0	0	0	0
	0	0	0	0	0
	0	0	0	0	0
	0	0	0	0	0
	0	0	0	0	0
	0	0	0	0	0
	0	0	0	0	0
	0	0	0	0	0
	0	0	0	0	0
	0	0	0	0	0
	0	0	0	0	0
	0	0	0	0	0
	0	0	0	0	0
	0	0	0	0	0
	0	0	0	0	0
	0	0	0	0	0
	0	0	0	0	0
	0	0	0	0	0
	0	0	0	0	0
	0	0	0	0	0
	0	0	0	0	0
	0	0	0	0	0
	0	0	0	0	0

[illegible]

Facility 53	Facility 54	Facility 55	Facility 56	Facility 57
0	0	0	0	0
0	0	0	0	0
0	0	0	0	0
0	0	0	0	0
0	0	0	0	0
0	0	0	0	0
0	0	0	0	0
0	0	0	0	0
0	0	0	0	0
0	0	0	0	0
0	0	0	0	0

[illegible]



[illegible]

Facility 58	Facility 59	Facility 60
0	0	0
0	0	0
0	0	0
0	0	0
0	0	0
0	0	0
0	0	0
0	0	0
0	0	0
0	0	0
0	0	0



[illegible]

**Complete this section for Facilities, Households served with HOPWA Short-Term or Transitional Facility-Based Housing assistance by your organization in the reporting year. *Note: Scattered-Site Facilities may be reported as one Facility.***

*Examples include Short-Term and Transitional Housing Types, Facility Based Housing with a tenure of fewer than 24 months, short-term treatment or health facilities, hotel-motel vouchers.*

Question	Facility 1
<b>Facility Information</b>	
What is the <b>name</b> of the housing facility?	
Is the facility a medically assisted living facility? <b>Yes or No.</b>	
Was the housing facility placed into service during this program year? <b>Yes or No.</b>	
For housing facilities placed into service <i>during this program year</i> , how many units were placed into service? <b>[Do not complete if facility placed in service in prior years.]</b>	0
<b>Leasing -- Households and Expenditures Served by this Activity</b> <i>Expenditures total should include overhead (staff costs, fringe, etc.).</i>	
How many households received Transitional/Short-Term Facility-Based Housing Leasing support for each facility?	0
What were the HOPWA funds expended for Transitional/Short-Term Facility-Based Housing Leasing Costs for each facility?	0
<b>Operating -- Households and Expenditures Served by this Activity</b> <i>Expenditures total should include overhead (staff costs, fringe, etc.).</i>	
How many households received Transitional/Short-Term Facility-Based Housing Operating support for each facility?	0
What were the HOPWA funds expended for Transitional/Short-Term Facility-Based Housing Operating Costs for each facility?	0
<b>Hotel-Motel -- Households and Expenditures Served by this Activity</b> <i>Expenditures total should include overhead (staff costs, fringe, etc.).</i>	
How many households received Hotel-Motel cost support for each	0
What were the HOPWA funds expended for Hotel-Motel Costs for each facility?	0
<b>Other Housing Support -- Households and Expenditures Served by this Activity</b> <i>Expenditures total should include overhead (staff costs, fringe, etc.).</i>	
How many households received Other types of Transitional/Short-Term Facility-Based Housing support for each facility?	0
What were the HOPWA funds expended for Other types of Transitional/Short-Term Facility-Based Housing for each facility?	0

For households served with Other Transitional/Short-Term Facility-Based Housing, what type of service were they provided? (150 characters)	
<b>ST-TFBH Deduplication</b>	
How many households received more than one type of ST-TFBH <b>for each facility?</b> (Leasing, Operating, Hotel-Motel, Other)	0
<b>Total Deduplicated Household Count</b>	<b>0</b>
<b>Income Levels for Households Served by this Activity</b>	<b>0</b>
<b>Data Check: Sum of 26-28 as shown in Row 24 must be = to Row 23</b>	
What is the number of households with income below 30% of Area Median Income?	0
What is the number of households with income between 31% and 50% of Area Median Income?	0
What is the number of households with income between 51% and 80% of Area Median Income?	0
<b>Sources of Income for Households Served by this Activity</b>	
<b>Data Check: Sum of 31-43 as shown in Row 30 must be = to or &gt; than Row 23</b>	
How many households accessed or maintained access to the following sources of income in the past year?	<b>0</b>
Earned Income from Employment	0
Retirement	0
SSI	0
SSDI	0
Other Welfare Assistance (Supplemental Nutrition Assistance Program, WIC, TANF, etc.)	0
Private Disability Insurance	0
Veteran's Disability Payment (service or non-service connected	0
Regular contributions or gifts from organizations or persons not residing in the residence	0
Worker's Compensation	0
General Assistance (GA), or local program	0
Unemployment Insurance	0
Other Sources of Income	0
How many households maintained <b>no</b> sources of income?	0
<b>Medical Insurance/Assistance for Households Served by this Activity</b>	
<b>Data Check: If 46-51 are all "0", provide explanation in ST-TFBH section of Data Quality Notes Tab.</b>	
How many households accessed or maintained access to the following sources of medical insurance in the past year?	
MEDICAID Health Program or local program equivalent	0
MEDICARE Health Insurance or local program equivalent	0
Veterans Affairs Medical Services	0
AIDS Drug Assistance Program	0
State Children's Health Insurance Program (SCHIP) or local program equivalent	0
Ryan White-funded Medical or Dental Assistance	0

<b>Longevity for Households Served by this Activity</b>	<b>0</b>
<b>Data Check: Sum of 54-58 as shown in Row 52 must be = to Row 23</b>	
How many households have been served by short-term/transitional facility-based housing for less than one year?	0
How many households have been served by short-term/transitional facility-based housing for more than one year, but less than five years?	0
How many households have been served by short-term/transitional facility-based housing for more than five years, but less than 10 years?	0
How many households have been served by short-term/transitional facility-based housing for more than 10 years, but less than 15 years?	0
How many households have been served by short-term/transitional facility-based housing for more than 15 years?	0
<b>Housing Outcomes for Households Served by this Activity</b>	<b>0</b>
<b>Data Check: Sum of 61-74 as shown in Row 59 must be = to Row 23</b>	
How many households continued receiving this type of HOPWA assistance into the next year?	0
How many households exited to other HOPWA housing programs?	0
How many households exited to other housing subsidy programs?	0
How many households exited to an emergency shelter?	0
How many households exited to private housing?	0
How many households exited to transitional housing (time limited - up to 24 months)?	0
How many households exited to institutional arrangement expected to last less than six months?	0
How many households exited to institutional arrangement expected to last more than six months?	0
How many households exited to a jail/prison term expected to last less than six months?	0
How many households exited to a jail/prison term expected to last more than six months?	0
How many households exited to a situation that isn't transitional, but is not expected to last more than 90 days and their housing situation after those 90 days is uncertain?	0
How many households exited to a place not meant for human habitation?	0
How many households were disconnected from care?	0
How many of the HOPWA eligible individuals died?	0

**General Data Check: If you report expenditures you must report corresponding households. If you report households, you must report expenditures.**

Facility 2	Facility 3	Facility 4	Facility 5
0	0	0	0
0	0	0	0
0	0	0	0
0	0	0	0
0	0	0	0
0	0	0	0
0	0	0	0
0	0	0	0
0	0	0	0



[illegible]

[illegible]

*There are sixty columns for facilities. If more columns are needed, please contact the HOPWA Vc*

Facility 6	Facility 7	Facility 8	Facility 9
0	0	0	0
0	0	0	0
0	0	0	0
0	0	0	0
0	0	0	0
0	0	0	0
0	0	0	0
0	0	0	0
0	0	0	0

[illegible]

[illegible]

Validation Team.

Facility 10	Facility 11	Facility 12	Facility 13
0	0	0	0
0	0	0	0
0	0	0	0
0	0	0	0
0	0	0	0
0	0	0	0
0	0	0	0
0	0	0	0
0	0	0	0

[illegible]

[illegible]



Facility 14	Facility 15	Facility 16	Facility 17
0	0	0	0
0	0	0	0
0	0	0	0
0	0	0	0
0	0	0	0
0	0	0	0
0	0	0	0
0	0	0	0
0	0	0	0

[illegible]

[illegible]

Facility 18	Facility 19	Facility 20	Facility 21
0	0	0	0
0	0	0	0
0	0	0	0
0	0	0	0
0	0	0	0
0	0	0	0
0	0	0	0
0	0	0	0
0	0	0	0

[illegible]

[illegible]

Facility 22	Facility 23	Facility 24	Facility 25
0	0	0	0
0	0	0	0
0	0	0	0
0	0	0	0
0	0	0	0
0	0	0	0
0	0	0	0
0	0	0	0
0	0	0	0

[illegible]



[illegible]

Facility 26	Facility 27	Facility 28	Facility 29
0	0	0	0
0	0	0	0
0	0	0	0
0	0	0	0
0	0	0	0
0	0	0	0
0	0	0	0
0	0	0	0
0	0	0	0

[illegible]

[illegible]

Facility 30	Facility 31	Facility 32	Facility 33
0	0	0	0
0	0	0	0
0	0	0	0
0	0	0	0
0	0	0	0
0	0	0	0
0	0	0	0
0	0	0	0
0	0	0	0

[illegible]

[illegible]

Facility 34	Facility 35	Facility 36	Facility 37
0	0	0	0
0	0	0	0
0	0	0	0
0	0	0	0
0	0	0	0
0	0	0	0
0	0	0	0
0	0	0	0
0	0	0	0



[illegible]

[illegible]

Facility 38	Facility 39	Facility 40	Facility 41
0	0	0	0
0	0	0	0
0	0	0	0
0	0	0	0
0	0	0	0
0	0	0	0
0	0	0	0
0	0	0	0
0	0	0	0

[illegible]

[illegible]

Facility 42	Facility 43	Facility 44	Facility 45
0	0	0	0
0	0	0	0
0	0	0	0
0	0	0	0
0	0	0	0
0	0	0	0
0	0	0	0
0	0	0	0
0	0	0	0

[illegible]

[illegible]



Facility 46	Facility 47	Facility 48	Facility 49
0	0	0	0
0	0	0	0
0	0	0	0
0	0	0	0
0	0	0	0
0	0	0	0
0	0	0	0
0	0	0	0
0	0	0	0

[illegible]

[illegible]

Facility 50	Facility 51	Facility 52	Facility 53
0	0	0	0
0	0	0	0
0	0	0	0
0	0	0	0
0	0	0	0
0	0	0	0
0	0	0	0
0	0	0	0
0	0	0	0

[illegible]

[illegible]

Facility 54	Facility 55	Facility 56	Facility 57
0	0	0	0
0	0	0	0
0	0	0	0
0	0	0	0
0	0	0	0
0	0	0	0
0	0	0	0
0	0	0	0
0	0	0	0

[illegible]



[illegible]

Facility 58	Facility 59	Facility 60
0	0	0
0	0	0
0	0	0
0	0	0
0	0	0
0	0	0
0	0	0
0	0	0
0	0	0

[illegible]

[illegible]

**Complete this section for all Households served with HOPWA Short-Term Rent, Mortgage, and Utilities Assistance (STRMU) by your organization in the reporting year.**

General Data  
corresponds  
report expenses

Question	This Report
<b>Households Served by this Activity - STRMU Breakdown</b>	
a. How many households were served with STRMU mortgage assistance <b>only</b> ?	0
b. How many households were served with STRMU rental assistance <b>only</b> ?	0
c. How many households were served with STRMU utilities assistance <b>only</b> ?	0
d. How many households received more than one type of STRMU assistance?	0
<b>STRMU Households Total</b>	<b>0</b>
<b>STRMU Expenditures</b>	
What were the HOPWA funds expended for the following budget line items?	
STRMU mortgage assistance	0
STRMU rental assistance	0
STRMU utility assistance	0
<b>Total STRMU Expenditures</b>	<b>0</b>
<b>Income Levels for Households Served by this Activity</b>	<b>0</b>
What is the number of households with income below 30% of Area Median Income?	0
What is the number of households with income between 31% and 50% of Area Median Income?	0
What is the number of households with income between 51% and 80% of Area Median Income?	0
<b>Sources of Income for Households Served by this Activity</b>	
How many households accessed or maintained access to the following sources of income in the past year?	<b>0</b>
Earned Income from Employment	0
Retirement	0
SSI	0
SSDI	0
Other Welfare Assistance (Supplemental Nutrition	0
Private Disability Insurance	0
Veteran's Disability Payment (service or non-service	0
Regular contributions or gifts from organizations or	0
Worker's Compensation	0
General Assistance (GA), or local program	0

This total should equal the total amount of HOPWA funds expended for the reporting year. The grantee should report the total amount of HOPWA funds expended for the reporting year (i.e., all over the reporting year) in the following manner.

Income Levels  
Data Check 8

Income Sources  
Report ALL sources of income (including tax-exempt income)  
Data Check 8  
than Row 8

Unemployment Insurance	0
Other Sources of Income	0
How many households maintained <b>no</b> sources of income?	0
<b>Medical Insurance/Assistance for Households Served by this Activity</b>	
How many households accessed or maintained access to the following sources of medical insurance in the past year?	
MEDICAID Health Program or local program equivalent	0
MEDICARE Health Insurance or local program equivalent	0
Veterans Affairs Medical Services	0
AIDS Drug Assistance Program	0
State Children's Health Insurance Program (SCHIP) or local program equivalent	0
Ryan White-funded Medical or Dental Assistance	0
<b>Longevity for Households Served by this Activity</b>	<b>0</b>
How many households have been served by STRMU for the first time this year?	0
How many households also received STRMU assistance during the previous STRMU eligibility period?	0
How many households received STRMU assistance <b>more than twice</b> during the previous five eligibility periods?	0
How many households received STRMU assistance during the last five <b>consecutive</b> eligibility periods?	0
<b>Housing Outcomes for Households Served by this Activity</b>	<b>0</b>
How many households continued receiving this type of HOPWA assistance into the next year?	0
How many households exited to other HOPWA housing programs?	0
How many households exited to other housing subsidy programs?	0
How many households exited to an emergency shelter?	0
How many households served with STRMU were able to maintain a private housing situation without subsidy?	0
How many households exited to transitional housing (time limited - up to 24 months)?	0
How many households exited to institutional arrangement expected to last less than six months?	0

**Medical Insurance**  
insurance to  
households  
sum of this

**Data Check**  
section of I

**Longevity i**  
The total o  
total for th

**Data Check**

**Housing Ou**

**Data Check**  
**8**

How many households exited to institutional arrangement expected to last more than six months?	0
How many households exited to a jail/prison term expected to last less than six months?	0
How many households exited to a jail/prison term expected to last more than six months?	0
How many households exited to a situation that isn't transitional, but is not expected to last more than 90 days and their housing situation after those 90 days is uncertain?	0
How many households exited to a place not meant for human habitation?	0
How many households were disconnected from care?	0
How many of the HOPWA eligible individuals died?	0

**Check:** If you report expenditures you must report  
living households. If you report households, you must  
expenditures.

should include overhead (staff costs, fringe, etc.). **NOTE:**  
The sponsor determines how to report/distribute overhead costs  
(overhead included in one row, or divided across categories  
of expenditures). All sponsors should report in the same

**Check:** *Sum of Rows 16-18:*

**Check:** *Sum of 16-18 as shown in Row 15 must be = to Row*

**Check:** *Sum of Rows 21-33:*

sources of income for HOPWA-eligible households  
(those for other household members).

**Check:** *Sum of 21-33 as shown in Row 20 must be = to or >*  
*3*



**Insurance in Rows 36-41:** Report ALL of the specific types listed that were accessed by HOPWA-eligible persons (including those for other household members). The total for this section does NOT have to match your household total.

**Note:** If 36-41 are all "0", provide explanation in TBRA Data Quality Notes Tab.

**Substance Use in Rows 43-46:**

The total for this section does NOT have to match your household total. This activity.

**Note:** Individually, Rows 44-46 cannot be > than Row 43

**Outcomes in Rows 48-61:**

**Note:** Sum of 48-61 as shown in Row 47 must be = to Row 47

**Complete this section for all Households served with HOPWA Permanent Housing Placement (PHP) assistance by your organization in the reporting year.**

Question	This Report
<b><i>Households Served by this Activity</i></b>	
How many households were served with PHP assistance?	14
<b><i>PHP Expenditures for Households Served by this Activity</i></b>	
What were the HOPWA funds expended for PHP?	10620.5
<b><i>Sources of Income for Households Served by this Activity</i></b>	
How many households accessed or maintained access to the following sources of income in the past year?	14
Earned Income from Employment	14
Retirement	0
SSI	0
SSDI	0
Other Welfare Assistance (Supplemental Nutrition Assistance Program, WIC, TANF, etc.)	0
Private Disability Insurance	0
Veteran's Disability Payment (service or non-service connected payment)	0
Regular contributions or gifts from organizations or persons not residing in the residence	0
Worker's Compensation	0
General Assistance (GA), or local program	0
Unemployment Insurance	0
Other Sources of Income	0
How many households maintained <b>no</b> sources of income?	0
<b><i>Medical Insurance/Assistance for Households Served by this Activity</i></b>	
How many households accessed or maintained access to the following sources of medical insurance in the past year?	
MEDICAID Health Program or local program equivalent	14

**General Data Check:** If you report expenditures you must report corresponding households. If you report households, you must report expenditures.

The total in Row 6 should include overhead (staff costs, fringe, etc.).

***Income Sources in Rows 9-21:***

Report ALL sources of income for HOPWA-eligible households (including those for other household members).

**Data Check:** Sum of 9-21 as shown in Row 8 must be = to or > than Row 4

***Medical Insurance in Rows 24-29:*** Report ALL of the specific insurance types listed that were accessed by HOPWA-eligible households (including those for other household members). The sum of this section does NOT have to match your household total.

MEDICARE Health Insurance or local program equivalent	0
Veterans Affairs Medical Services	0
AIDS Drug Assistance Program	0
State Children's Health Insurance Program (SCHIP) or local program equivalent	0
Ryan White-funded Medical or Dental Assistance	14
<b>Housing Outcomes for Households Served by this Activity</b>	<b>14</b>
<i>In the context of PHP, "exited" means the housing situation into which the household was placed using the PHP assistance.</i>	
How many households exited to other HOPWA housing programs?	2
How many households exited to other housing subsidy programs?	0
How many households exited to private housing?	12

**Data Check:** If 24-29 are all "0", provide explanation in "PHP" section of "Data Quality Notes" Tab.

**Housing Outcomes in Rows 32-34:**

**Data Check:** Sum of 32-34 as shown in Row 30 must be = to Row 4: if not, provide explanation in "PHP" section of "Data Quality Notes" Tab.

<b>Complete for all households served with HOPWA-funded <u>Housing Information Services</u> by your organization in the reporting year.</b> <i>See definition of "Housing Information Services" on "Performance Report Cover" tab.</i>	
Question	This Report
<b><i>Households Served by this Activity</i></b>	
How many households were served with housing information services?	78
<b><i>Housing Information Services Expenditures</i></b>	
What were the HOPWA funds expended for Housing Information Services?	0

General Data  
correspondence  
report expenses

**NOTE:** The  
fringe, etc.

**Data Check: If you report expenditures you must report  
living households. If you report households, you must  
expenditures.**

total in Row 6 should include overhead (staff costs,  
).

**Complete for all households served with HOPWA funded Supportive Services by your organization in the reporting year.**

*Note that this table also collects **HOPWA Supportive Service expenditures.***

Questions	This Report	
Households and Expenditures for Supportive Service Types	Number of Households	Expenditures
What were the expenditures and number of households for each of the following types of supportive services in the program year?		
Adult Day Care and Personal Assistance	0	0
Alcohol-Drug Abuse	0	0
Child Care	0	0
Case Management	64	355295.65
Education	0	0
Employment Assistance and Training	0	0
Health/Medical Services	0	0
Legal Services	0	0
Life Skills Management	0	0
Meals/Nutritional Services	0	0
Mental Health Services	0	0
Outreach	0	0
Transportation	0	0
Any other type of HOPWA funded, HUD approved supportive service?	0	0
What were the other type(s) of supportive services provided? (150 characters)		
<b>Deduplication of Supportive Services</b>		
How many households received more than one of any type of Supportive Services?	0	

<b>Deduplicated Supportive Services Household Total (based on amounts reported in Rows 5-21 above):</b>	<b>64</b>	
---	-----------	--

**General Data Check: If you report expenditures you must report corresponding households. If you report households, you must report expenditures.**

**Column B:** enter the unduplicated number of households served by each type of **HOPWA-FUNDED** Supportive Services

**Column C:** Report all HOPWA expenditures associated with delivering each type of **HOPWA-FUNDED** Supportive Services. This total should include overhead (staff costs, fringe, etc.).

**NOTE:** The grantee can determine how to report/distribute overhead costs (i.e., all overhead included in one row, or divided across categories with expenditures. All sponsors should report in the same manner.

**Data Check: If your unduplicated household total calculated in Cell B23 appears incorrect, adjust Row 21.**

Only Competitive Grantees with an "Other Housing Activity" approved in their grant agreement should complete this tab.	
"Other" Housing Activities -- Households and Expenditures Served by this Activity	This Report
How many households were served with "Other Housing Activity" assistance?	0
What were the HOPWA funds expended for "Other Housing Activity" assistance?	0
What is the "Other" HOPWA budget line item approved in the grant agreement? (150 characters)	

General Data  
household:

Complete to  
carry our "I  
The total in



**Data Check: If you report expenditures you must report corresponding households. If you report households, you must report expenditures.**

This tab ONLY if you have been approved by HUD in your grant agreement to report on Other Housing Activities."

Row 4 should include overhead (staff costs, fringe, etc.).

Activity Review	TBRA	P-FBH
<b>Total Households Served in ALL Activities from this report for each Activity .</b>	64	0
<b>Housing Subsidy Assistance Household Count Deduplication</b>		
<i>Total Housing Subsidy Assistance (from the TBRA, P-FBH, ST-TFBH, STRMU, PHP, Other Competitive Activity counts above)</i>	<b>78</b>	
How many households received more than one type of HOPWA Housing Subsidy Assistance for TBRA, P-FBH, ST-TFBH, STRMU, PHP, Other Competitive Activity?	0	
<b>Total Unduplicated Housing Subsidy Assistance Household Count</b>	<b>78</b>	
<b>Access to Care (ATC)</b>		
<b>Complete HOPWA Outcomes for Access to Care and Support for <u>all</u> households served with HOPWA housing assistance and "other competitive activities" in the reporting year.</b>		
<b>Questions</b>	<b>This Report</b>	
How many households had contact with a case manager?	0	
How many households developed a housing plan for maintaining or establishing stable housing?	0	
How many households accessed and maintained medical insurance and/or assistance?	0	
How many households had contact with a primary health care provider?	0	
How many households accessed or maintained qualification for sources of income?	0	
How many households obtained/maintained an income-producing job during the program year (with or without any HOPWA-related assistance)?	0	
<b>Subsidy Assistance with Supportive Service, Funded Case Management</b>		
<b>Questions</b>	<b>This Report</b>	
How many households received any type of HOPWA Housing Subsidy Assistance <b>and</b> HOPWA Funded Case Management?	0	
How many households received any type of HOPWA Housing Subsidy Assistance <b>and</b> HOPWA Supportive Services?	0	

ST-TFBH	STRMU	PHP	Housing Info	SUPP SVC
0	0	14	78	64

**Data Check: The highest unduplicated activity total shown in row 2 on this ATC tab must be equal to or less than the HOPWA-Eligible individual total reported in row 27 on the DEM & Prior Living Tab. The HOPWA-Eligible individual total from row 27 is also shown directly to the right for your reference.**

**Rows 10-15: Data Checks:**

**The values entered in each of these rows individually cannot be greater than the value calculated in Row 6.**

**If insurance or income were reported on any of the activity tabs, Rows 12 & 14 should be completed according to the instructions on the Data Quality Notes Tab.**

**If all Rows are "0", provide explanation in Access to Care section of Data Quality Notes Tab.**

**Reminders:** 1. Contact with a case manager does not have to be a HOPWA-funded case manager.

2. Access to medical insurance can include those who accessed other types of insurance not included in the activity tabs.

**Data Check: Individually, Rows 18 & 19 cannot be > than the lesser of Cells H2 or B6.**

In Rows 18 & 19, report on Housing Subsidy Assistance households as calculated in Row 6 ONLY.

Case management is a supportive service; therefore, all individuals reported in Row 18 should be included in total for Row 19.

Other Competitive Activity
0
DEM tab, row 27:
65
gly.
vity tabs.
tal reported in Row

**Complete for all HOPWA Facility-based Capital Development Projects that received Capital Development funds in this reporting year. This includes projects that received HOPWA Capital Development funds and opened to residents in this reporting year.**

***Note: Scattered site facilities may be reported as one facility.***

Question	Facility 1
<b>Facility Information</b>	
What is the <b>name</b> of the facility using HOPWA for capital development (acquisition or rehabilitation)?	
For facilities being rehabilitated, what was the total amount of funding spent on rehabilitation?	0
What type of development was funded (new construction, rehabilitation, acquisition)?	
<b>For facilities being rehabilitated only</b> , what is the final value of the building after rehabilitation is complete?	0
What type of housing (Permanent or Short-term/Transitional) was developed?	
For Capital Development facilities, what is the purchase or lease date of the property?	
For Capital Development facilities, what is the date the construction or rehabilitation started (if applicable)?	
<b>Capital Development Expenditures</b>	
How much was expended in this year on acquisition, for each facility?	0
How much was expended on rehabilitation, for each facility?	
How much was expended on new construction, for each facility?	0
Was the development facility placed into service <b>during this program year? Yes or No.</b>	
<b>Complete for Capital Development Facilities Opened This Year ONLY. If the facility was not opened this year, skip this section.</b> <b><i>Data Checks: If Row 15 is yes, complete rows 17-24, and Rows 19 &amp; 20 must be a date within the reporting year.</i></b>	
How many total units were placed into service this year?	0
What date did the supportive services begin?	
What date was the construction or rehabilitation completed?	
What date did residents begin to occupy the facility?	
Is there a waiting list maintained for the facility? <b>Yes or No.</b>	

If there is a waiting list, how many households are on the waiting list?	0
How many total units (HOPWA and non-HOPWA units) were developed in this facility?	0
How many units in this facility were developed with HOPWA funds?	0
<b>For all Facilities</b>	<b>Total Units Designated for the Chronically Homeless</b>
For units constructed (new) and/or acquired <u>with or without</u> rehab:	0
For rental units rehabbed:	0
For homeownership units constructed (if approved):	0

***Capital Development*** means the use of HOPWA funds to construct, acquire, or rehabilitate a housing facility.

*There are sixty columns for facilities*

Facility 2	Facility 3	Facility 4	Facility 5	Facility 6
0	0	0	0	0
0	0	0	0	0
0	0	0	0	0
0	0	0	0	0
0	0	0	0	0
0	0	0	0	0

0	0	0	0	0
0	0	0	0	0
0	0	0	0	0
<b>Total Units Designated to Assist the Homeless</b>	<b>Total Units Energy-Star Compliant</b>	<b>Total Units 504 Accessible – Mobility Units – Sensory Units</b>		
0	0	0		
0	0	0		
0	0	0		



ns. If more columns are needed, please contact the HOPWA Validation Team.

Facility 7	Facility 8	Facility 9	Facility 10	Facility 11	Facility 12
0	0	0	0	0	0
0	0	0	0	0	0
0	0	0	0	0	0
0	0	0	0	0	0
0	0	0	0	0	0
0	0	0	0	0	0

0	0	0	0	0	0
0	0	0	0	0	0
0	0	0	0	0	0

Facility 13	Facility 14	Facility 15	Facility 16	Facility 17	Facility 18
0	0	0	0	0	0
0	0	0	0	0	0
0	0	0	0	0	0
0	0	0	0	0	0
0	0	0	0	0	0
0	0	0	0	0	0

0	0	0	0	0	0
0	0	0	0	0	0
0	0	0	0	0	0

Facility 19	Facility 20	Facility 21	Facility 22	Facility 23	Facility 24
0	0	0	0	0	0
0	0	0	0	0	0
0	0	0	0	0	0
0	0	0	0	0	0
0	0	0	0	0	0
0	0	0	0	0	0

0	0	0	0	0	0
0	0	0	0	0	0
0	0	0	0	0	0

Facility 25	Facility 26	Facility 27	Facility 28	Facility 29	Facility 30
0	0	0	0	0	0
0	0	0	0	0	0
0	0	0	0	0	0
0	0	0	0	0	0
0	0	0	0	0	0
0	0	0	0	0	0

0	0	0	0	0	0
0	0	0	0	0	0
0	0	0	0	0	0



Facility 31	Facility 32	Facility 33	Facility 34	Facility 35	Facility 36
0	0	0	0	0	0
0	0	0	0	0	0
0	0	0	0	0	0
0	0	0	0	0	0
0	0	0	0	0	0
0	0	0	0	0	0

0	0	0	0	0	0
0	0	0	0	0	0
0	0	0	0	0	0

Facility 37	Facility 38	Facility 39	Facility 40	Facility 41	Facility 42
0	0	0	0	0	0
0	0	0	0	0	0
0	0	0	0	0	0
0	0	0	0	0	0
0	0	0	0	0	0
0	0	0	0	0	0

0	0	0	0	0	0
0	0	0	0	0	0
0	0	0	0	0	0

Facility 43	Facility 44	Facility 45	Facility 46	Facility 47	Facility 48
0	0	0	0	0	0
0	0	0	0	0	0
0	0	0	0	0	0
0	0	0	0	0	0
0	0	0	0	0	0
0	0	0	0	0	0

0	0	0	0	0	0
0	0	0	0	0	0
0	0	0	0	0	0

Facility 49	Facility 50	Facility 51	Facility 52	Facility 53	Facility 54
0	0	0	0	0	0
0	0	0	0	0	0
0	0	0	0	0	0
0	0	0	0	0	0
0	0	0	0	0	0
0	0	0	0	0	0

0	0	0	0	0	0
0	0	0	0	0	0
0	0	0	0	0	0



Facility 55	Facility 56	Facility 57	Facility 58	Facility 59	Facility 60
0	0	0	0	0	0
0	0	0	0	0	0
0	0	0	0	0	0
0	0	0	0	0	0
0	0	0	0	0	0
0	0	0	0	0	0

0	0	0	0	0	0
0	0	0	0	0	0
0	0	0	0	0	0





**Complete for all households who requested Violence Against Women Act (VAWA) protections per 24 CFR 5.2005 with your organization in the reporting year.**

Question	This Report
How many <b>internal</b> emergency transfers were requested?	0
How many <b>internal</b> emergency transfers were granted?	0
How many <b>external</b> emergency transfers were requested?	0
How many <b>external</b> emergency transfers were granted?	0
How many emergency transfers were denied?	0

If you have this data  
not have this data, it  
chart blank.

, please complete Rows 3-7. If you do  
it is currently NOT an error to leave this



CITY OF FORT WORTH  
NEIGHBORHOOD SERVICES DEPARTMENT

**NOTICE OF PUBLIC HEARING  
AND  
NOTICE OF PUBLIC COMMENT PERIOD  
REGARDING THE  
2024-2025 CONSOLIDATED ANNUAL  
PERFORMANCE AND EVALUATION REPORT  
(CAPER)**

**FOR USE OF FEDERAL FUNDS UNDER THE FOLLOWING  
PROGRAMS:**

**COMMUNITY DEVELOPMENT BLOCK GRANT (CDBG)  
HOME INVESTMENT PARTNERSHIPS (HOME)  
EMERGENCY SOLUTIONS GRANT (ESG)  
HOUSING OPPORTUNITIES FOR PERSONS WITH AIDS  
(HOPWA)**

**Public Hearing Date: December 8, 2025**

**Public Comment Period: November 24, 2025, through  
December 12, 2025**

Each year the City of Fort Worth receives federal grant funds from the U.S. Department of Housing and Urban Development (HUD) to promote affordable housing, and suitable living environments, and to expand economic opportunities for persons with low and moderate incomes. The City reports on the use of these funds through the annual submission of the Consolidated Annual Performance and Evaluation Report (CAPER). This Report's primary purpose is to inform the citizens of Fort Worth and HUD where and how federal dollars are being spent, by whom, and how the citizens are served with these funds.

**In accordance with federal regulations at 24 CFR 91, the City of Fort Worth will be soliciting comments and public review of the 2024-2025 CAPER, covering investment and expenditure of CDBG, HOME, ESG, and HOPWA funds for the period from October 1, 2024, to September 30, 2025. A description of each activity, along with the accomplishments achieved, will be provided in the CAPER.**

**The Neighborhood Services Department will conduct a public hearing on the CAPER on Monday, December 8, 2025, to solicit public comment on this Report prior to its submission to HUD. This hearing is proposed to be held at 6:00 p.m. at Ella Mae Shamblee Library, 1062 Evans Avenue, Fort Worth, TX 76104. Beginning November 24, 2025, the draft CAPER will be available on the City's website at <http://www.fortworthtexas.gov/departments/neighborhoods/grants/>. Copies will also be available for public review at the following locations:**

**Neighborhood Services Department**  
New City Hall  
100 Fort Worth Trail  
Fort Worth, Texas 76102

**East Regional Library**  
6301 Bridge Street  
Fort Worth, Texas 76112

**Southwest Regional Library**  
4001 Library Lane  
Fort Worth, Texas 76109

A fifteen-day public review and comment period will commence on Monday, November 24, 2024. All comments must be received no later than 5:00 p.m. on Friday, December 12, 2025. To submit comments or request additional information, please contact Alison Villasana, Community Development Planner, City of Fort Worth Neighborhood Services Department, 100 Fort Worth Trail, Fort Worth, Texas 76102; or call Ms. Villasana at (817) 392-5958 or email at [Alison.villasana@fortworthtexas.gov](mailto:Alison.villasana@fortworthtexas.gov). Written comments may also be scanned to Ms. Villasana at [Alison.villasana@fortworthtexas.gov](mailto:Alison.villasana@fortworthtexas.gov).





# SUBSTANTIAL AMENDMENTS 2024-2025

**Published December 13, 2024.** Notice of intent to change the use of federal grant funds. The proposed change in use of \$2,052,306.85 in Community Development Block Grant (CDBG) funds and substantial amendments to the City's 2019-2020, 2020-2021, 2021-2022 Action Plans. The proposed changes involve reallocating CDBG funds from unprogrammed to the rental rehabilitation project for Delara Chase to support affordable housing for low to moderate income households.

**Published December 22, 2024.** Notice of intent to change use of federal grant funds. The proposed change in uses of \$250,000 and substantial amendment to the program year 2020-21 for the use of Federal Grant Funds from the Community Development Block Grant – Coronavirus Aid, Relief, and Economic Security (CDBG-CV) and CDBG-CV3 programs of the US Department of Housing and Urban Development (HUD).

**Published January 10, 2025.** Notice of intent to change the use of federal grant funds. The proposed change in use of \$45,000.00 in unprogrammed Community Development Grant (CDBG) funds, and a substantial amendment to the city's 2021-22 Action Plan. Cowtown Brush-Up was awarded \$455,000.00 in CDBG funds, which was noticed through the City's 2024-25 Action plan. The proposed additional funding will result in a total Budget of \$500,000.00, and an increase in the number of single-family homes participating in the program by up to five additional homes for PY2024-2025.

**Published January 15, 2025.** Notice of intent to change the use of federal grant funds. The proposed change in use of up to \$3,333,385.85 in Community Development Block Grant (CDBG) funds, including \$2,052,306.85 in unprogrammed funds and \$1,281,079.00 previously designated for rental rehabilitation, is to support the Delara Chase Affordable Housing Development Project located at 4805 Altamesa Blvd., Fort Worth, TX 76133 (Council District 6). The project will rehabilitate an existing 116-unit multifamily property to provide safe, affordable housing for low- to moderate-income residents, with 12 units reserved for households at 30% AMI, 45 units at 50% AMI, 53 units at 60% AMI, and 6 units at market rate.

**Published January 15, 2025.** Notice of intent to amend the City of Fort Worth's Citizen Participation Plan. The proposed request is for public comments regarding Citizen Participation Plan amendments of use of federal funds from the U.S. Department of Housing & Urban Development (HUD) under the following programs: Community Development Block Grant (CDBG) Program, HOME investment Partnerships (HOME) Program, Emergency Solutions Grant (ESG) Program and Housing Opportunities for Persons with AIDS (HOPWA) Program.

**Published February 5, 2025.** Notice of intent to change the use of federal grant funds. The proposed change in use of \$98,743.00 in Emergency Solutions Grant (ESG) funds from the 2022–2023 Annual Action Plan, including unexpended grant funds previously allocated to the Center for Transforming Lives (CTL) Rapid Rehousing Program, along with \$20,070.00 in unprogrammed ESG funds from the 2023–2024 Annual Action Plan, will result in a combined total of \$47,853.65 being reallocated to an eligible ESG-funded Rapid Rehousing Program. This amendment ensures that remaining ESG funds are utilized to address housing instability and support homeless individuals and families in securing permanent housing.



**Published March 2, 2025.** Notice of intent to change the use of federal grant funds. The proposed change in use of \$140,000.00 in Community Block Development Block Grant (CDBG) funds, and a substantial amendment to the City's 2024-2025 Action Plan. The proposed change in uses of funds is to increase funding to support the United Community Center holistic Educational Literacy Program in the amount of \$140,000 and reallocate funding in the amount of \$81,731.00 from The Ladder Alliance Tarrant County Workforce Development Program to Safe City Commission, dba One Safe Place Tarrant County Development Program due to a merger of organizations.

**Published March 2, 2025.** Notice of intent to change the use of federal grant funds. The proposed change in use of \$300,000 in Community Block Development Block Grant (CDBG) funds received from U.S. Department of Housing and Urban Development (HUD) to be used to fund the Community Action Partners Healthy Homes for Heroes program. A balance of remaining unexpended funds totaling \$869,820.17 was reallocated to unprogrammed funds to be used for eligible activities. Of this amount, \$300,000.00 is proposed to be allocated to the Healthy Homes for Heroes program.

**Published April 30, 2025.** Notice of intent to change the use of federal grant funds. The proposed change in use and reallocation of \$500,000 in HOME Investment Partnerships-American Rescue Plan (HOME-ARP) funds and a substantial amendment to the City's 2021-2025 Action Plan. The proposed change would increase funding for Presbyterian Night Shelter's project known as Journey Home Housing at Crowley Development, from \$4,928,000.00 to \$5,428,000.00. These funds will be used for construction-related costs associated with the 96 one-bedroom Permanent Supportive Housing units located at 7600 Crowley Road, Fort Worth, TX 76134.

**Published June 1, 2025.** Notice of intent to change the use of federal grant funds. The proposed change in use and reallocation of \$2,000,000 in HOME Investment Partnerships funds, earmarked to the Stop Six Housing Development Phases as part of the Choice Neighborhood Initiative grant and a substantial amendment to the City's 2022-2023, 2023-2024 Action Plan.

**Published June 11, 2025.** Notice of intent to change the matrix code for a HUD funded activity. The proposed change in the activity type for the Boys and Girls Club of Greater Tarrant County (BGCTC), a Public Service Agency, substantially amends the City's 2024-2025 Action Plan. BGCTC is the recipient of \$50,000.00 in CDBG funds to support programming during the 2024-2025 program year (October 1, 2024- September 30, 2025).

**Published June 11, 2025.** Notice of intent to add additional service location for a HUD funded activity. The proposed change involves the addition of a new service location for the Junior Achievement of the Chisholm Trail Public Service Agency. Junior Achievement is the recipient of \$50,000.00 in Community Development Block Grant (CDBG) funds to support youth financial literacy and career-readiness programming during the 2024-2025 program year (October 1, 2024 – September 30, 2025). This amendment also meets the City's policy for a substantial amendment.

**Published June 11, 2025.** Notice of intent to change the matrix code for a HUD funded activity and add an additional service location. The proposed change in the activity type and addition of a new service location for Girls Inc, a Public Service Agency, substantially amends the City's 2024-2025 Action Plan.

**Published August 6, 2025.** Notice of intent to change the matrix code for a HUD funded activity. The proposed change is the change in the activity type for the Boys and Girls Club of Greater Tarrant County (BGCGTC), a Public Service Agency. This change substantially amends the 2024-2025 Action Plan.

FROM PAGE 1A

## COMPLEX

homelessness.

"God brought me here. God led me to in Casa de Los Sueños," Smith said, as the crowd clapped in support. "This place is more than just a home for me and my children, it's a blessing."

Casa de Los Sueños, formerly the Express Inn motel, is at 8401 West Freeway in western Fort Worth's Las Vegas Trail neighborhood, just south of Interstate 30. It will serve as a affordable housing project for local families experiencing homelessness after the city, county and private donors contributed funding for the project that cost just short of \$15 million.

The facility is a one of a kind as it uses vouchers that are tied to each unit and remain even as residents move out. There is no rent for units, and residents pay 30% of their income.

The 83-room motel was repurposed into a 55-unit affordable housing community with one-, two- and three-bedroom layouts. Fort Worth Housing Solutions, which partnered with developer Ojala Holdings on the remodel, is managing the property.

Mary-Margaret Lemons, president of Fort Worth Housing Solutions, says Casa de Los Sueños was designed for residents to be there as long as they need to be.

"We didn't want this to be a place that was a stop," Lemons said. "We wanted you to be able to put down roots."

Casa de Los Sueños includes a basketball court, pickle ball court, dog park, and a kids' room. The rooms are fully furnished with WiFi, TVs, mattresses, kitchen supplies, and more.

The property will serve families with children younger than 18 years old who have experienced homelessness.

Tarrant County contributed \$8 million in federal COVID-19 relief funding to the project, after officials downsized the contribution from the \$11 million that was originally proposed. The city of Fort Worth contributed \$2 million, and private funding and donations have covered most of the remaining balance.

The need for permanent housing solutions grew with a surge in homelessness in Fort Worth in 2022. More than 5,000 households experienced homelessness throughout 2022 in Tarrant County, according to the Tarrant County Homeless Coalition. Comparatively, around 3,300 households experienced homelessness in 2021.

The Tarrant County Homeless Coalition breaks down the homeless population into three categories: veterans, individuals and families, with families defined as at least one adult and one child.

Black residents account for 19% of the county's residents, but in 2020 Black people made up 70% of homeless families and 43% of the homeless population in the last quarter of 2022, according to Tarrant County Homeless Coalition.

According to the National Alliance to End Homelessness, children who face homelessness experience increased levels of emotional and behavioral problems, increased risk of serious health problems, and are more likely to experience separations from their families. Children experiencing homelessness are



CHRIS TORRES | cttorres@star-telegram.com

Fort Worth and Tarrant County officials, dignitaries and residents prepare to cut the ribbon for the grand opening of the Casa de Los Sueños apartments in Fort Worth on Wednesday.

also more likely to experience more school mobility, repeat a grade, be expelled or drop out of school, and have lower academic performance, according to the study.

Casa de Los Sueños will provide families with professional, education and health-related services. Examples include GED preparation classes and financial literacy courses for parents; weekly after-school tutoring and test preparation for students; monthly access to a food pantry; and an annual health fair with free health screenings, vaccines and flu shots.

Candace Valenzuela, regional administrator for the Department of Housing and Urban Development, explained that Casa de Los Sueños means "home of the dreams."

"This is the dream, even if it isn't the final stop for



CHRIS TORRES | cttorres@star-telegram.com

The living room and kitchen inside a model two-bedroom unit at the Casa de los Sueños apartments in Fort Worth. Units in the new complex are designed to help families experiencing homelessness and are fully equipped.

these families," Valenzuela said. "Because this is a place where dreaming

is possible. It is a launching point from which dreams can be realized."

Kamal Morgan: 817-390-7167

## The polls are open!

Cast your vote for the cutest pet — winner gets a \$100 pet care gift card and bragging rights!

**Treats on us!**

Scan our QR code to cast your vote for the cutest pet. The cutest pet will receive a \$100 pet care gift card.

**SCAN ME!**

**Fort Worth Star-Telegram** **US WEEKLY**

Follow us! #PawlidayCute

### FORT WORTH

CITY OF FORT WORTH  
NEIGHBORHOOD SERVICES DEPARTMENT  
REQUEST FOR PUBLIC COMMENT

Regarding  
**NOTICE OF INTENT  
TO CHANGE THE USE OF FEDERAL GRANT FUNDS**  
and  
**SUBSTANTIAL AMENDMENTS TO PROGRAM YEARS 2019-2021, 2021-2022 and 2022-2023**  
for the  
**USE OF FEDERAL FUNDS**  
from the  
Community Development Block Grant  
of the  
**U.S. DEPARTMENT OF HOUSING AND URBAN DEVELOPMENT (HUD)**

Public Hearing Date: December 13, 2024

The City of Fort Worth is holding a public comment period from December 13, 2024, to January 10, 2025, to gather feedback on a proposed alteration of HUD 2024-2025 to incorporate Community Development Block Grant (CDBG) funds. This amount will be added to \$1,281,879 in CDBG funds already committed for rental rehabilitation from the 2023 and 2022 Action Plans, bringing the total funding to \$1,355,365.25. This funding will support both for-profit and non-profit developers in providing affordable housing for low- to moderate-income (LMI) households. Through a competitive RFA process, an estimated of 3.3 million dollars was allocated to developers. The city received the conditions, all of which were agreed upon by a single vote in the council that the city would accept the new project. After careful analysis, city staff concluded that the Action Plan project on the way that best addresses the needs of improving living conditions, expanding a variety of rental housing, and building cultural wealth and equity across the Fort Worth. The proposed alterations to HUD 2024-2025 are in the City's 2019-2020, 2020-2021, and 2022-2023 Action Plans.

The Action Plan funding year shown in the funding table below may vary and be substituted based on the principle of First In, First Out (FIFO) in order to respect the oldest grant funds first. The funds may be used for any CDBG eligible costs related to the project identified in the table below on the same basis as the residents of the project.

Funding Table:

Action Plan Year(s)	Project(s) Funding Source(s)	Amount(s) not to Exceed
2019-2020	CDBG Community Development Block Grant Program Year 1	\$624,334.81
2020-2021	Revised Cash Interest Funded	\$937,279.34
2021-2022	CDBG Community Development Block Grant Program Year 2	\$104,984.05
2022-2023	CDBG Community Development Block Grant Program Year 3	\$135,952.05
2023-2024	Revised Funds	\$624,334.81
2024-2025	Revised Funds	\$624,334.81
	<b>Total Funds</b>	<b>\$3,355,365.25</b>

The table contains information regarding the Requesting the Notice of Intent to Change the Use of Federal Grant Funds and the Substantial Amendments to Program Years 2019-2020, 2020-2021 and 2021-2022, please visit the City of Fort Worth, Neighborhood Services Department Hearing and Request Manager Chad LaRocca by:

Mail: City of Fort Worth  
Neighborhood Services  
Attn: Chad LaRocca  
100 Fort Worth Trail  
Fort Worth, TX 76102

Email: Chad.Larocca@FortWorthTX.gov  
Phone: 817-882-0861  
Fax: 817-882-0328

### FORT WORTH

CITY OF FORT WORTH  
DEPARTMENT OF REVENUE SERVICES  
SUBJECT: DEPARTMENTAL POLICY

CONCEPT  
FOR CHANGING THE USE OF THE FUNDS OF BECAUS FEDERAL  
AND  
MODIFICATIONS SUSTAINABLE TO THE PROGRAMS OF THE YEARS 2019-2020, 2020-2021 and 2021-2022  
FOR THE  
USE OF FEDERAL FUNDS  
from the  
Community Development Block Grant  
of the  
U.S. DEPARTMENT OF HOUSING AND URBAN DEVELOPMENT (HUD)

Funding Table:

Action Plan Year(s)	Project(s) Funding Source(s)	Amount(s) not to Exceed
2019-2020	CDBG Community Development Block Grant Program Year 1	\$624,334.81
2020-2021	Revised Cash Interest Funded	\$937,279.34
2021-2022	CDBG Community Development Block Grant Program Year 2	\$104,984.05
2022-2023	CDBG Community Development Block Grant Program Year 3	\$135,952.05
2023-2024	Revised Funds	\$624,334.81
2024-2025	Revised Funds	\$624,334.81
	<b>Total Funds</b>	<b>\$3,355,365.25</b>

The table contains information regarding the Requesting the Notice of Intent to Change the Use of Federal Grant Funds and the Substantial Amendments to Program Years 2019-2020, 2020-2021 and 2021-2022, please visit the City of Fort Worth, Neighborhood Services Department Hearing and Request Manager Chad LaRocca by:

Mail: City of Fort Worth  
Neighborhood Services  
Attn: Chad LaRocca  
100 Fort Worth Trail  
Fort Worth, TX 76102

Email: Chad.Larocca@FortWorthTX.gov  
Phone: 817-882-0861  
Fax: 817-882-0328

## FORT WORTH.

CITY OF FORT WORTH  
NEIGHBORHOOD SERVICES DEPARTMENT  
REQUEST FOR PUBLIC COMMENT

Regarding  
NOTICE OF INTENT  
TO CHANGE USE OF FEDERAL GRANT FUNDS  
and  
SUBSTANTIAL AMENDMENT TO THE PROGRAM YEAR 2020-2021  
for the  
USE OF FEDERAL GRANT FUNDS  
from the  
COMMUNITY DEVELOPMENT BLOCK GRANT-CORONAVIRUS AID,  
RELIEF, AND ECONOMIC SECURITY (CDBG-CV)  
and CDBG-CV3 PROGRAMS  
of the  
U.S. DEPARTMENT OF HOUSING AND URBAN DEVELOPMENT (HUD)

Publication Date: December 22, 2024

The City of Fort Worth is holding a public comment period from Monday, December 23, 2024, through Friday, December 27, 2024, to receive public comments regarding a proposed change in use of \$250,000.00 in Community Development Block Grant – Coronavirus Aid, Relief, and Economic Security (CDBG-CV) and CDBG-CV3 funds, and a substantial amendment to the City's 2020-2021 Action Plan. The proposed change in use of funds is to fund public service agencies that meet one of the following City of Fort Worth 2023-2027 Consolidated Plan goals: Homeless Services and Special Needs Support and Aging in Place/Elderly Services.

Funds for these public services agencies will be used for CDBG eligible costs related to the public services agencies identified below on behalf of low- and moderate-income residents. All funding will be used to provide services and made available to address community needs directly resulting from, or made more urgent by, the COVID-19 pandemic, including those related to the elderly accessing essential services, preventing economic hardship through education, and housing instability. The agencies to receive CDBG-CV and CDBG-CV3 funding are listed below.

## Funds From:

Action Plan Year(s)	Activity Category	Available Funds
2020-2021	CDBG-CV Administration: Available balance from the administration category.	\$100,873.82
2020-2021	CDBG-CV3 Administration: Available balance from the administration category.	\$149,126.18
	<b>Total CDBG-CV and CDBG-CV3 Funds</b>	<b>\$250,000.00</b>

## Funds To:

Action Plan Year(s)	Public Service Agencies	Recommended Funding
2020-2021 (CV)	Consolidated Plan Goal: Aging in Place/Elderly Services Agency Name: Meals on Wheels, Inc. of Tarrant County Agency Program: Transportation Program which provides transportation to disabled senior citizens to various adult activity centers in Fort Worth. Agency Location: 5740 Airport Freeway, Haltom City, TX 76117 Services will be provided in accordance with the activity centers operating hours. Tie Back: Program will provide transportation services to address needs that emerged or were exacerbated due to the COVID-19 pandemic, including increased barriers to accessing services provided at community centers, essential services, and prevent isolation.	\$37,095.00
2020-2021 (CV/CV3)	Consolidated Plan Goal: Aging in Place/Elderly Services Agency Name: Guardianship Services, Inc. Agency Program: Money Smart+ Program which provides services to senior citizens at risk of financial exploitation. Agency Location: 1125 College Avenue, Fort Worth, TX 76104 Services will be provided M-F, from 9:00 a.m. – 5:00 p.m. Tie Back: Program aims to mitigate financial hardships and exploitation risks that have disproportionately impacted vulnerable populations as a result of economic challenges stemming from the COVID-19 pandemic.	\$70,000.00
2020-2021 (CV3)	Consolidated Plan Goal: Homeless Services and Special Needs Support Agency Name: The Presbyterian Night Shelter of Tarrant County, Inc. Agency Program: Moving Home Program which provides homeless services to unhoused residents. Agency Location: 2400 Cypress Street, Fort Worth, TX 76102 Services will be provided 24 hours, 365 days a year. Tie Back: Program supports efforts to prevent homelessness, a critical need intensified by job losses, housing instability, and other economic disruptions caused by the COVID-19 public health crisis.	\$142,905.00
	<b>Total CDBG-CV and CDBG-CV3 Budget</b>	<b>\$250,000.00</b>

The five-day public comment period for this notice will commence on Monday, December 23, 2024. All comments must be received no later than 5:00 pm on Friday, December 27, 2024. To submit written comments please write to the City of Fort Worth, Neighborhood Services Department, 100 Fort Worth Trail, Fort Worth, TX 76102, Attention: Kacey Boss, Director. To request additional information, please contact Juliet Moses, Community Development Planner at 817-392-6203 or by email at [juliet.moses@fortworthtexas.gov](mailto:juliet.moses@fortworthtexas.gov).

## FORT WORTH.

CIUDAD DE FORT WORTH  
DEPARTAMENTO DE SERVICIOS VECINALES  
SOLICITUD DE COMENTARIO PÚBLICO

Con respecto a el  
AVISO DE INTENCIÓN  
PARA CAMBIAR EL USO DE LOS FONDOS DE SUBVENCIONES  
FEDERALES  
y  
MODIFICACIÓN SUBSTANCIAL DEL AÑO PROGRAMÁTICO 2020-2021  
Para el  
USO DE FONDOS DE BECAS FEDERALES  
De la  
BECA EN BLOQUE PARA EL DESARROLLO COMUNITARIO-AYUDA,  
ALIVIO Y SEGURIDAD ECONÓMICA POR CORONAVIRUS  
(CDBG-CV por sus siglas en inglés)  
y PROGRAMAS CDBG-CV3  
del  
DEPARTAMENTO DE VIVIENDA Y DESARROLLO URBANO DE LOS  
ESTADOS UNIDOS (HUD, POR SUS SIGLAS EN INGLÉS)  
Fecha de publicación: 22 de diciembre de 2024

La Ciudad de Fort Worth está llevando a cabo un período de comentarios públicos comenzando el lunes 23 de diciembre de 2024 hasta el viernes 27 de diciembre de 2024, para recibir comentarios públicos sobre un cambio propuesto en el uso de \$250,000.00 en fondos de la Beca en Bloque para el Desarrollo Comunitario - Ayuda, Alivio y Seguridad Económica por el Coronavirus (CDBG-CV) y CDBG-CV3, y una enmienda sustancial al Plan de Acción 2020-2021 de la Ciudad. El cambio propuesto en el uso de los fondos es para financiar a las agencias de servicio público que cumplan con uno de los siguientes objetivos del Plan Consolidado de la Ciudad de Fort Worth 2023-2027: Servicios para personas sin hogar y apoyo para necesidades especiales y Servicios para personas mayores / Envejecimiento en el hogar.

Los fondos para estas agencias de servicios públicos se utilizarán para los costos elegibles de CDBG relacionados con las agencias de servicios públicos identificadas a continuación en nombre de los residentes de ingresos bajos y moderados. Todos los fondos se utilizarán para proporcionar servicios a las poblaciones vulnerables (ancianos y personas sin hogar). Las agencias que recibirán fondos CDBG-CV y CDBG-CV3 se enumeran a continuación.

## Fondos de:

Año(s) del Plan de Acción	Categoría de actividad	Fondos disponibles
2020-2021	Administración CDBG-CV: Saldo disponible de la categoría de administración.	\$100,873.82
2020-2021	Administración CDBG-CV3: Saldo disponible de la categoría de administración.	\$149,126.18
	<b>Total CDBG-CV and CDBG-CV3 Funds</b>	<b>\$250,000.00</b>

## Fondos para:

Año(s) del Plan de Acción	Agencias de Servicio Público	Financiación recomendada
2020-2021 (CV)	Meta del Plan Consolidado: Envejecimiento digno en el Hogar/Servicios para Personas Mayores Nombre de la agencia: Meals on Wheels, Inc. del condado de Tarrant Programa de Agencia: Programa de Transporte que proporciona transporte a personas mayores discapacitadas a varios centros de actividades para adultos en Fort Worth. Ubicación de la agencia: 5740 Airport Freeway, Haltom City, TX 76117 Lazo de regreso: El programa proporcionará servicios de transporte para abordar las necesidades que surgieron o se exacerbaron debido a la pandemia de COVID-19, incluido el aumento de las barreras para acceder a los servicios prestados en los centros comunitarios, los servicios esenciales y prevenir el aislamiento.	\$37,095.00
2020-2021 (CV/CV3)	Meta del Plan Consolidado: Envejecimiento digno en el Hogar/Servicios para Personas Mayores Nombre de la agencia: Guardianship Services, Inc. Programa de agencia: Programa Money Smart+ que brinda servicios a personas mayores en riesgo de explotación financiera. Ubicación de la agencia: 1125 College Avenue, Fort Worth, TX 76104 Los servicios se brindarán de lunes a viernes, de 9:00 a.m. a 5:00 p.m. Lazo de regreso: El programa tiene como objetivo mitigar las dificultades financieras y los riesgos de explotación que han afectado de manera desproporcionada a las poblaciones vulnerables como resultado de los desafíos económicos derivados de la pandemia de COVID-19.	\$70,000.00
2020-2021 (CV3)	Meta del Plan Consolidado: Servicios para Personas sin Hogar y Apoyo para Necesidades Especiales Nombre de la Agencia: El Refugio Nocturno Presbiteriano del Condado de Tarrant, Inc. Programa de Agencia: Programa de Mudanzas a Casa que brinda servicios para personas sin hogar a los residentes sin hogar. Ubicación de la agencia: 2400 Cypress Street, Fort Worth, TX 76102 Los servicios se prestarán las 24 horas, los 365 días del año. Lazo de regreso: El programa apoya los esfuerzos para prevenir la falta de vivienda, una necesidad crítica intensificada por la pérdida de empleos, la inestabilidad de la vivienda y otras interrupciones económicas causadas por la crisis de salud pública de COVID-19.	\$142,905.00
	<b>Presupuesto total de CDBG-CV y CDBG-CV3</b>	<b>\$250,000.00</b>

El período de comentarios públicos de cinco días para este aviso comenzará el lunes 23 de diciembre de 2024. Todos los comentarios deben recibirse a más tardar a las 5:00 pm del viernes 27 de diciembre de 2024. Para enviar comentarios por escrito, escriba a la Ciudad de Fort Worth, Departamento de Servicios Vecinales, 100 Fort Worth Trail, Fort Worth, TX 76102, Atención: Kacey Boss, Directora. Para solicitar información adicional, comuníquese con Juliet Moses, Planificadora de Desarrollo Comunitario al 817-392-6203 o por correo electrónico al [juliet.moses@fortworthtexas.gov](mailto:juliet.moses@fortworthtexas.gov).





**CITY OF FORT WORTH**  
**NEIGHBORHOOD SERVICES DEPARTMENT**  
**REQUEST FOR PUBLIC COMMENT**  
Regarding  
**NOTICE OF INTENT**  
**TO CHANGE THE USE OF FEDERAL GRANT FUNDS**  
and  
**SUBSTANTIAL AMENDMENTS TO PROGRAM YEAR 2021-2022**  
for the  
**USE OF FEDERAL FUNDS**  
from the  
**COMMUNITY DEVELOPMENT BLOCK GRANT**  
of the  
**U.S. DEPARTMENT of HOUSING and URBAN DEVELOPMENT (HUD)**

Publication Date: January 10, 2025

The City of Fort Worth is holding a 30-day public comment period from January 10, 2025 to February 10, 2025 to receive public comments regarding a proposed change in use of \$45,000.00 in unprogrammed Community Development Block Grant (CDBG) funds, and a substantial amendment to the City's 2021-2022 Action Plan. The proposed reallocation of funds is for program administration and programming expenses related to the management of the Cowtown Brush-Up Program by Trinity Habitat for Humanity. Up to \$20,000 in CDBG funds will be allocated for administrative costs, and up to \$25,000 will be allocated for programming expenses.

The Cowtown Brush-Up Program was awarded a total of \$455,000.00 in CDBG funds, which was noticed through the City's 2024-2025 Action Plan. The proposed additional funding will result in a total budget of \$500,000.00, and an increase in the number of single-family homes participating in the program by up to five additional homes for PY2024-2025. The program will be administrated out of Trinity Habitat's location at 933 N. Normandale Street, Fort Worth, TX 76116.

The Action Plan funding year shown in the funding tables below may vary and be substituted based on the principle of First In, First Out (FIFO) in order to expend the oldest grant funds first. The funds may be used for any CDBG eligible costs related to the project identified below on behalf of low-and-moderate income residents.

Funds From:

Action Plan Year(s)	Available Funding Source(s)	Amount(s) not to Exceed
2021-2022	CDBG Community Development Block Grant: Unprogrammed Funds	\$45,000.00
	Total Funds	\$45,000.00

Funds To:

Action Plan Year(s)	CDBG Housing Preservation and Rehabilitation	Amount(s) not to Exceed
2021-2022	PY2024 Cowtown Brush-up	\$45,000.00
*2024-2025	PY2024 Cowtown Brush-up	\$455,000.00
	Total Funds	\$500,000.00

\* Grant funds noticed through the City's 2024-2024 Action Plan.

The 30-day public comment period for this notice will commence on January 10, 2025. All comments must be received no later than 5:00p.m. Monday February 10, 2025. To submit written comments please write to the City of Fort Worth, Neighborhood Services Department, 100 Fort Worth Trail, Fort Worth TX 76102, Attention: Kacey Bess, Director. To request additional information please contact Chad LaRoque, Housing Development Manager at 817-392-7328 or email at [Chad.LaRoque@fortworthtexas.gov](mailto:Chad.LaRoque@fortworthtexas.gov). Written comments may also be faxed to (817) 392-7328.



**CIUDAD DE FORT WORTH**  
**DEPARTAMENTO DE SERVICIOS VECINALES**  
**SOLICITUD DE COMENTARIO PÚBLICO**  
Con respecto a  
**AVISO DE INTENCIÓN**  
**PARA CAMBIAR EL USO DE LOS FONDOS DE BECAS FEDERALES**  
y  
**MODIFICACIONES SUSTANCIALES AL AÑO PROGRAMÁTICO 2021-2022**  
Para el  
**USO DE FONDOS FEDERALES**  
del  
**BECA EN BLOQUE PARA EL DESARROLLO COMUNITARIO**  
del  
**DEPARTAMENTO DE VIVIENDA Y DESARROLLO URBANO DE LOS ESTADOS UNIDOS (HUD)**

Fecha de publicación: 10 de enero de 2025

La Ciudad de Fort Worth está llevando a cabo un período de comentarios públicos de 30 días a partir de el 10 de enero de 2025 hasta el 10 de febrero de 2025 para recibir comentarios públicos sobre un cambio propuesto en el uso de \$45,000.00 en fondos no programados de Subvención en Bloque para el Desarrollo Comunitario (CDBG por sus siglas en inglés) y una enmienda sustancial al Plan de Acción 2021-2022 de la Ciudad. La reasignación de fondos propuesta es para la administración del programa y los gastos de programación relacionados con la gestión del Programa de Repaso de Cowtown por parte de Trinity Habitat for Humanity. Se asignarán hasta \$20,000 en fondos CDBG para costos administrativos, y hasta \$25,000 para gastos de programación.

El Programa de Repaso de Cowtown recibió un total de \$455,000.00 en fondos CDBG, lo cual se notó a través del Plan de Acción 2024-2025 de la Ciudad. Los fondos adicionales propuestos resultarán en un presupuesto total de \$500,000.00 y un aumento en el número de viviendas unifamiliares que participan en el programa en hasta cinco viviendas adicionales para el año fiscal 2024-2025. El programa se administrará desde la ubicación de Trinity Habitat en 933 N. Normandale Street, Fort Worth, TX 76116.

El año de financiación del Plan de Acción que se muestra en las tablas de financiación a continuación puede variar y sustituirse en función del principio de primero en entrar, primero en salir (FIFO) para gastar primero los fondos de la beca más antigua. Los fondos se pueden usar para cualquier costo elegible de CDBG relacionado con el proyecto identificado a continuación en nombre de los residentes de ingresos bajos y moderados.

Fondos de:

Año(s) del Plan de Acción	Fuente(s) de financiación disponible	Monto(s) que no debe exceder
2021-2022	Beca en Bloque para el Desarrollo Comunitario de CDBG: Fondos no programados	\$45,000.00
	Fondos totales	\$45,000.00

Funds To:

Año(s) del Plan de Acción	CDBG Preservación y Rehabilitación de Viviendas	Monto(s) que no debe exceder
2021-2022	PY2024 Repaso de Cowtown	\$45,000.00
*2024-2025	PY2024 Repaso de Cowtown	\$455,000.00
	Fondos totales	\$500,000.00

\* Grant funds noticed through the City's 2024-2024 Action Plan.

El período de comentarios públicos de 30 días para este aviso comenzará el 10 de enero de 2025. Todos los comentarios deben recibirse a más tardar a las 5:00 p.m. el lunes 10 de febrero de 2025. Para enviar comentarios por escrito, escriba a la Ciudad de Fort Worth, Departamento de Servicios Vecinales, 100 Fort Worth Trail, Fort Worth TX 76102, Atención: Kacey Bess, Directora. Para solicitar información adicional, comuníquese con Chad LaRoque, Gerente de Desarrollo de Vivienda al 817-392-7328 o envíe un correo electrónico a [Chad.LaRoque@fortworthtexas.gov](mailto:Chad.LaRoque@fortworthtexas.gov). Los comentarios por escrito también pueden enviarse por fax al (817) 392-7328.



**CITY OF FORT WORTH  
NEIGHBORHOOD SERVICES DEPARTMENT  
SUPPLEMENTAL NOTICE**

**Regarding  
NOTICE OF INTENT  
TO CHANGE THE USE OF FEDERAL GRANT FUNDS  
and  
SUBSTANTIAL AMENDMENTS TO PROGRAM  
YEARS 2019-2020, 2020-2021 and 2021-2022  
for the  
USE OF FEDERAL FUNDS from the  
COMMUNITY DEVELOPMENT BLOCK GRANT  
of the  
U.S. DEPARTMENT of HOUSING and URBAN DE-  
VELOPMENT (HUD)**

**Publication Date: January 12, 2025**

The City of Fort Worth is currently holding a public comment period that commenced December 13, 2024, and is set to expire January 13, 2025. The requested feedback from the public was related to the proposed allocation of \$2,052,306.85 in unprogrammed Community Development Block Grant (CDBG) funds, in addition to an additional \$1,281,079.00 in CDBG funds already earmarked for rental rehabilitation from the 2023 and 2024 Action Plans, bringing the total funding to \$3,333,385.85. The notice published on December 13, 2024 also included a substantial amendment to the City's 2019-2020, 2020-2021, and 2021-2022 Action Plans and included contact information to allow citizens to reach out to request additional information if such was the desire.

This supplemental notice is to include more information regarding the Delara Chase Project that was awarded \$3,333,385.85. The Delara Chase Affordable Housing Development Project is located at 4805 Altamesa Blvd, Fort Worth, 76133 City of Fort Worth Council District 6. The Project involves the rehabilitation of an existing 116-unit multifamily property, targeting various income brackets. Twelve units will be reserved for individuals and families earning 30% of the Area Median Income (AMI), 45 units for those earning 50% AMI, 53 units for those earning 60% AMI, and 6 units will be offered at market rate. The project is expected to begin in February 2025, utilizing a phased construction approach that will enable buildings to be completed and occupied throughout the rehabilitation process.

**Funds To Delara Chase Rehabilitation Project:**

Action Plan Year(s)	CDBG Multi Family Rental Rehabilitation	Amount(s) not to Exceed
2019-2020	<b>Delara Chase Rehabilitation Project</b> 4805 Altamesa Blvd, Fort Worth, 76133 City Council District 6. Substantial rehabilitation of an existing 116-unit multifamily property,	\$624,334.81
2019-2020		\$937,819.34
2020-2021		\$354,199.85
2021-2022		\$135,952.85
2022-2023		\$636,610.00
2023-2024		\$644,469.00
	Total Funds	\$3,333,385.85

Written comments received during the comment period that began on December 13, 2024, and expire tomorrow January 13, 2025 are kept by the City of Fort Worth, Neighborhood Services Department, located at 100 Fort Worth Trail, Fort Worth TX 76102. To request additional information regarding this supplemental notice please contact Chad LaRoque, Housing Development Manager at 817-392-7328 or email at [Chad.LaRoque@fortworthtexas.gov](mailto:Chad.LaRoque@fortworthtexas.gov).



**CIUDAD DE FORT WORTH  
DEPARTAMENTO DE SERVICIOS VECINALES  
AVISO COMPLEMENTARIO**

**Con respecto a  
AVISO DE INTENCIÓN  
PARA CAMBIAR EL USO DE LOS FONDOS DE  
BECAS FEDERALES y  
MODIFICACIONES SUSTANCIALES A LOS  
PROGRAMAS DE LOS AÑOS 2019-2020, 2020-2021 y  
2021-2022 para el  
USO DE FONDOS FEDERALES de la  
BECA EN BLOQUE PARA EL DESARROLLO COMUNITARIO del  
DEPARTAMENTO DE VIVIENDA Y DESARROLLO  
URBANO DE LOS ESTADOS UNIDOS (HUD)**

**Fecha de publicación: 12 de enero de 2025**

La ciudad de Fort Worth está llevando a cabo actualmente un período de comentarios públicos que comenzó el 13 de diciembre de 2024 y expirará el 13 de enero de 2025. Los comentarios solicitados del público estaban relacionados con la asignación propuesta de \$2,052,306.85 en fondos no programados de la Beca en Bloque para el Desarrollo Comunitario (CDBG), además de \$1,281,079.00 adicionales en fondos CDBG ya destinados a la rehabilitación de alquileres de los Planes de Acción 2023 y 2024, lo que eleva el financiamiento total a \$3,333,385.85. El aviso publicado el 13 de diciembre de 2024 también incluyó una enmienda sustancial a los Planes de Acción 2019-2020, 2020-2021 y 2021-2022 de la Ciudad e incluyó información de contacto para permitir que los ciudadanos se comuniquen para solicitar información adicional si ese era el deseo.

Este aviso complementario debe incluir más información sobre el Proyecto Delara Chase que recibió \$3,333,385.85. El Proyecto de Desarrollo de Vivienda Accesible Delara Chase está ubicado en 4805 Altamesa Blvd, 76133 Distrito 6 del Concejo de la Ciudad de Fort Worth. El proyecto consiste en la rehabilitación de una propiedad multifamiliar existente de 116 unidades, dirigida a varios niveles de ingresos. Doce unidades se reservarán para individuos y familias que ganen el 30% del Ingreso Medio del Área (AMI), 45 unidades para aquellos que ganen el 50% del AMI, 53 unidades para aquellos que ganen el 60% del AMI y 6 unidades se ofrecerán a precio de mercado. Se espera que el proyecto comience en febrero de 2025, utilizando un enfoque de construcción por fases que permitirá que los edificios se completen y ocupen durante todo el proceso de rehabilitación.

**Fondos para el proyecto de rehabilitación de Delara Chase:**

Año(s) del Plan de Acción	CDBG Rehabilitación Multifamiliar de Alquiler	Monto(s) que no debe exceder
2019-2020	<b>Proyecto de Rehabilitación Delara Chase</b> 4805 Altamesa Blvd, Fort Worth, 76133 Distrito 6 del Concejo Municipal. Rehabilitación sustancial de una propiedad multifamiliar existente de 116 unidades,	\$624,334.81
2019-2020		\$937,819.34
2020-2021		\$354,199.85
2021-2022		\$135,952.85
2022-2023		\$636,610.00
2023-2024		\$644,469.00
	Total Funds	\$3,333,385.85

Los comentarios escritos recibidos durante el período de comentarios que comenzó el 13 de diciembre de 2024 y vence mañana 13 de enero de 2025 son conservados por el Departamento de Servicios Vecinales de la Ciudad de Fort Worth, ubicado en 100 Fort Worth Trail, Fort Worth TX 76102. Para solicitar información adicional sobre este aviso complementario, comuníquese con Chad LaRoque, Gerente de Desarrollo de Vivienda al 817-392-7328 o envíe un correo electrónico a [Chad.LaRoque@fortworthtexas.gov](mailto:Chad.LaRoque@fortworthtexas.gov).



**CITY OF FORT WORTH  
NEIGHBORHOOD SERVICES DEPARTMENT  
REQUEST FOR PUBLIC COMMENT**  
Regarding  
**CITIZEN PARTICIPATION PLAN AMENDMENTS  
FOR USE OF FEDERAL FUNDS FROM  
THE U.S. DEPARTMENT OF HOUSING & URBAN DEVELOPMENT (HUD)  
UNDER THE FOLLOWING PROGRAMS:  
Community Development Block Grant (CDBG) Program  
HOME Investment Partnerships (HOME) Program  
Emergency Solutions Grant (ESG) Program  
Housing Opportunities for Persons with AIDS (HOPWA) Program**

**Publication Date: January 15, 2025**

The City of Fort Worth is holding a public comment period from Thursday, January 16, 2025, through Friday, February 14, 2025, to receive public comments regarding amendments to the City's Citizen Participation Plan. This Plan describes procedures by which the City ensures community input for the use of the HUD grant funds described above. These procedures include at least two public hearings for each Annual Action Plan (AAP), a 30-day notice regarding the AAP's contents (Draft Action Plan), and additional public hearings and comment periods when any substantial amendments are made to the Plan. A full copy of the amended Citizen Participation Plan will be available on the City's website at <https://www.fortworthtexas.gov/departments/neighborhoodservices/programs> beginning on January 15, 2025. Copies will also be available for public review at the following locations:

<b>Neighborhood Services Department</b> 100 Fort Worth Trail Fort Worth, Texas 76102	<b>East Regional Library</b> 6301 Bridge Street Fort Worth, Texas 76112	<b>Southwest Regional Library</b> 4001 Library Lane Fort Worth, Texas 76109
--	---	---

The following revisions are recommended:

Revision #	Current	Proposed	Justification
1. AS(c). Assessment of Fair Housing (AFH)	c. The Assessment of Fair Housing must be submitted to HUD at least 270 days prior to the beginning of the program year for which a new Consolidated Plan is due. The City of Fort Worth's AFH will be submitted to HUD no later than January 1, 2018, as the next Consolidated Plan will be due on August 15, 2018, and will cover the program years from 2018 to 2023.	Add Prior to the initial submission of the AFH, HUD issued a notice advising the deadline for submission of an AFH by local government consolidated plan program participants to their next AFH submission date that falls after October 31, 2023. On February 2, 2023, HUD submitted a letter regarding the submission of an AFH to the City of Fort Worth, Texas, advising that the deadline for submission of an AFH to HUD is 365 days before the due date of the Consolidated Plan, August 15, 2027.	Updates the requirement for submission of the AFH based on the most recent HUD notice, dated February 9, 2023.
2. B1. Publishing the plans, the CAPER, and the AFH	In order to provide citizens the opportunity to participate in the development of the Consolidated Plan, the Annual Action Plan, the CAPER, and the AFH, the City will publish notices of two public hearings as described in Section C during the development of these documents. The notices will be published in non-legal sections of newspapers in Tarrant, Wise, Parker, and Johnson Counties.	Update list to current eligible metropolitan statistical areas (EMSA); revised to Tarrant, Wise, Parker, and Johnson counties.	Update based on updated HUD EMSA.
3. B3. Publishing the plans, the CAPER, and the AFH	Drafts and final copies of the Plans, CAPER and the AFH will be made available for review at the following locations: City of Fort Worth Neighborhood Services Department, City Hall Annex 3 <sup>rd</sup> Floor, 800 Marvin, Fort Worth, Texas 76102; Central Library, 500 W. 5 <sup>th</sup> Street, Fort Worth, Texas 76102; East Regional Library, 6301 Bridge Street, Fort Worth, Texas 76112; Northside Branch Library, 601 Park Street, Fort Worth, Texas 76106; Southwest Regional Library, 4001 Library Lane, Fort Worth, Texas 76109; East Berry Branch Library, 4300 E. Berry, Fort Worth, Texas 76105.	Update list to identify current distribution locations (Neighborhood Services Administrative Office, East Regional Library, Southwest Regional Library).	Update to accurately provide current distribution locations limited to storage administrative costs for printing and supplies.
4. C1(g). Public Hearings and Public Comments – Guidelines	d. Public hearings will be held at either the Community Development Council meetings or the Fort Worth City Council meetings. Public hearings will be held at City Hall, 1000 Throckmorton, Fort Worth, Texas 76102. Pre-Council Chambers or the City Council Chambers, as specified in the notice, which is a central, accessible location or other locations specified in the notice. Accommodations for disabled individuals are available upon request of at least 24 hours prior to the meeting. Also, Spanish-speaking personnel are present at these meetings upon request. Upon request from other non-English speaking residents, staff will be made to have personnel fluent in the respective language present at these meetings.	Public hearings will be held at either the Community Development Council meetings or the Fort Worth City Council meetings. Public hearings will be held at City Hall, 1000 Throckmorton, Fort Worth, Texas 76102, or the City Council Chambers, as specified in the notice, which is a central, accessible location or other locations specified in the notice. Accommodations for disabled individuals are available upon request of at least 24 hours prior to the meeting. Also, Spanish-speaking personnel are present at these meetings upon request. Upon request from other non-English speaking residents, staff will be made to have personnel fluent in the respective language present at these meetings.	Last update took place in 2015; revised to reflect New City Hall address.
5. C1(g). Public Hearings and Public Comments – Guidelines	i. The City will provide a thirty-day comment period in order to provide citizens with the opportunity to make comments on proposed Consolidated Plan, Annual Action Plan, and Substantial Amendment(s) to these Plans, as well as for the Assessment of Fair Housing and any proposed Revisions to the AFH. There will be a 30-day comment period for the CAPER, notices regarding 30-day comment periods will be published in both English and Spanish. The Plans and the Amendments, and the public hearings, if any, will be considered by the City before implementing the proposed changes. A summary of citizen comments will be attached and made a part of the final corresponding document. This will include a determination and reason of acceptance or non-acceptance of comments received. After an amendment is approved by the City Council a copy shall be submitted to HUD with a letter signed by the Director of the Neighborhood Services Department.	The City will provide a thirty-day comment period in order to provide citizens with the opportunity to make comments on proposed Consolidated Plan, Annual Action Plan, and Substantial Amendment(s) to these Plans, as well as for the Assessment of Fair Housing and any proposed Revisions to the AFH. There will be a 30-day comment period for the CAPER. Public notices regarding 30-day comment periods will be published in both English and Spanish. The Plans and the Amendments, and the AFH or subsequent Revisions, will be implemented and the conclusion of each public comment period. All comments or items of citizens involved in writing, or orally at public hearings, if any, will be considered by the City before implementing the proposed changes. A summary of citizen comments will be attached and made a part of the final corresponding document. This will include a determination and reason of acceptance or non-acceptance of comments received. Approved amendments will be submitted to HUD with the annual CAPER.	Updated to reflect current HUD process.
6. C2(a). Notice of Public Hearings and Comment Periods	a. In order to provide citizens the opportunity to participate in the development and proposed Consolidated Plan, the Annual Action Plan, and the CAPER, the City will publish notices of public hearings and notice of public hearings in the Fort Worth Star-Telegram, a newspaper of general circulation. Such notices will also be published in newspapers or publications serving low and moderate income persons and minority populations, such as <i>La Jada News</i> , <i>THE J.C. 'N' J.C. 'N' J.C. 'N'</i> , a newspaper serving the African American community, and <i>La Estrella</i> , a Spanish language newspaper serving the Hispanic community. The Fort Worth Star-Telegram shall serve as the official newspaper for the notices. To ensure that persons residing in the multi-county service area for the HOPWA program are given an opportunity, notices may also be published in newspaper serving that multi-county service area as stated above.	In order to provide citizens the opportunity to participate in the development and proposed Consolidated Plan, the Annual Action Plan, and the CAPER, the City will publish notices of public hearings and notice of public hearings in the Fort Worth Star-Telegram, a newspaper of general circulation. Such notices will also be published in <i>La Jada News</i> , <i>THE J.C. 'N' J.C. 'N' J.C. 'N'</i> , a newspaper serving the African American community, and <i>La Estrella</i> , a Spanish language newspaper serving the Hispanic community. The Fort Worth Star-Telegram shall serve as the official newspaper for the notices. To ensure that persons residing in the multi-county service area for the HOPWA program are given an opportunity, notices may also be published in newspaper serving that multi-county service area as stated above.	Updated to reflect dissolution of La Estrella; publication is no longer published.
7. C2(b). Notice of Public Hearings and Comment Periods	b. The notice of the time, place, and purpose of the public hearings and comment periods will be published in a display in a non-legal section of the newspaper. All notices of hearings will be posted on the official bulletin board located outside of City Hall (Fort Worth Municipal Building), 1000 Throckmorton Fort Worth, TX 76102. Public hearings will be held only after there has been adequate notice (at least 14 days); addition, an additional notice of the meeting will be posted on the City's official bulletin board at least 72 hours prior to the actual meeting.	The notice of the time, place, and purpose of the public hearings and comment periods will be published as a display in a non-legal section of the newspaper. All notices of hearings will be posted on the City's calendar online located at <a href="http://www.fortworthtexas.gov/citycalendar">www.fortworthtexas.gov/citycalendar</a> , as well as posted on the City's digital kiosk in New City Hall. Public hearings will be held only after there has been adequate notice (at least 14 days).	Physical bulletin board no longer in use; using electronic posting of notices.
8. C2(c). Notice of Public Hearings and Comment Periods	c. For actions which require City Council approval, Mayor and Council Communications (MACC) documents, which are defined as the official proposed action taken by the City Council, which provide additional information about the proposed action, will be published 72 hours prior to action taken by the City Council and are available on the City's website at <a href="http://www.fortworthtexas.gov">www.fortworthtexas.gov</a> . If assistance is needed by citizens with disabilities in finding information on the web site, citizens may contact the City's Disability Program Coordinator who can be reached at 817-392-4552 or <a href="mailto:ada@fortworthtexas.gov">ada@fortworthtexas.gov</a> .	For actions which require City Council approval, Mayor and Council Communications (MACC) documents, which are defined as the official proposed action taken by the City Council which provide additional information about the proposed action, will be published 72 hours prior to action taken by the City Council and are available on the City's website at <a href="http://www.fortworthtexas.gov">www.fortworthtexas.gov</a> . If assistance is needed by citizens with disabilities in finding information on the web site, citizens may contact the Title VADA Coordinator at 817-392-4553 or email <a href="mailto:ada@fortworthtexas.gov">ada@fortworthtexas.gov</a> .	Updated ADA Coordinator contact information.
9. C3(a). Comments Received During the Public Hearings and During the Comment Period	a. When the City publishes its notices regarding public comment for the Consolidated Plan, Action Plan, Substantial Amendment, Assessment of Fair Housing, or Revisions to the Assessment of Fair Housing and states the dates of the 30-day comment period, the City shall include the following address stating where to send written comments: Neighborhood Services Department City of Fort Worth 1000 Throckmorton Fort Worth, TX 76102	When the City publishes its notices regarding public comment for the Consolidated Plan, Action Plan, Substantial Amendment, Assessment of Fair Housing, or Revisions to the Assessment of Fair Housing and states the dates of the 30-day comment period, the City shall include the following address stating where to send written comments: Neighborhood Services Department City of Fort Worth 100 Fort Worth Trail Fort Worth, TX 76102	Updated address.
10. C4(b). Access to Hearings and Meetings	4. The city will assess the need for language translation of public notices and vital documents for citizen participation by following procedures recommended in HUD guidance published on January 22, 2007 in the Federal Register in accordance with Executive Order 13166. Replacement of the need for translation services will occur at a minimum upon publication of the decennial Census or every five years during the preparation of the Consolidated Plan and Assessment of Fair Housing. As of 2015, the Spanish language meets the HUD guidance threshold for translation of public notices and vital documents.	The city will assess the need for language translation of public notices and vital documents for citizen participation by following procedures recommended in HUD guidance published on January 22, 2007 in the Federal Register in accordance with Executive Order 13166. Replacement of the need for translation services will occur at a minimum upon publication of the decennial Census or every five years during the preparation of the Consolidated Plan and Assessment of Fair Housing. As of 2024, the Spanish language meets the HUD guidance threshold for translation of public notices and vital documents.	Last update took place in 2015; confirmed information with Diversity & Inclusion ADA Coordinator.
11. D3-4. Availability to the Public and Access to Records	3. All documents referenced in the Citizen Participation plan shall be in a form accessible to persons with disabilities upon request. These documents will be available to the public during regular work hours at the City of Fort Worth Neighborhood Services Department located at 800 Marvin Plaza, Fort Worth, Texas 76102. The Consolidated Plan, Plans, and CAPER, as well as the Assessment of Fair Housing and any subsequent amendments will also be available on the city's website at <a href="https://www.fortworthtexas.gov">www.fortworthtexas.gov</a> . 4. If assistance is needed locating these documents, by citizens with disabilities, citizens may call Customer Service at 817-392-4552 or TDD/TTY at 817-392-4553. Citizens may also contact the City of Fort Worth disability program coordinator at 817-392-4552 or email them at <a href="mailto:ada@fortworthtexas.gov">ada@fortworthtexas.gov</a> . 5. The CAPER and all documents covered in this plan will be in a format accessible for persons with disabilities upon request. For example, this plan will be placed in a format on the City's website that will allow vision-impaired individuals to hear the plan over the internet. If assistance is needed, by citizens with disabilities, in finding information or obtaining a copy of the Consolidated Plan, Action Plan, CAPER and Substantial Amendments, the Assessment of Fair Housing, and Revisions to the Assessment of Fair Housing, please call Customer Service at 817-392-4552 or TDD/TTY at 817-392-4553. The City of Fort Worth has a disability program coordinator who can be reached at 817-392-4552 or <a href="mailto:ada@fortworthtexas.gov">ada@fortworthtexas.gov</a> .	3. All documents referenced in this Citizen Participation plan shall be in a form accessible to persons with disabilities upon request. These documents will be available to the public during regular work hours at the City of Fort Worth Neighborhood Services Department located at 100 Fort Worth Trail, Fort Worth, Texas 76102, contact 817-392-4552 or <a href="mailto:ada@fortworthtexas.gov">ada@fortworthtexas.gov</a> to request document review. 4. If assistance is needed locating these documents, by citizens with disabilities, citizens may contact the City's Title VADA Coordinator at 817-392-4553 or email <a href="mailto:ada@fortworthtexas.gov">ada@fortworthtexas.gov</a> . 5. The CAPER and all documents covered in this plan will be in a format accessible for persons with disabilities upon request. For example, this plan will be placed in a format on the City's website that will allow vision-impaired individuals to hear the plan over the internet. If assistance is needed, by citizens with disabilities, in finding information or obtaining a copy of the Consolidated Plan, Action Plan, CAPER and Substantial Amendments, the Assessment of Fair Housing, and Revisions to the Assessment of Fair Housing, contact the Title VADA Coordinator at 817-392-4553 or email <a href="mailto:ada@fortworthtexas.gov">ada@fortworthtexas.gov</a> .	Updated contact information.
12. F. Comments	A citizen or organization that wishes to file a complaint or grievance concerning Consolidated Plan activities or programs, or the Assessment of Fair Housing, may write or call the Director of the Neighborhood Services Department at 1000 Throckmorton, Fort Worth, Texas 76102 or 817-392-4552. The City will provide a written response to every written citizen complaint within 15 working days when practicable. If not satisfied with the response, the citizen or organization concerned may contact the City Manager assigned to the problem, the response of the Department concerned, and what further action is believed needed.	A citizen or organization that wishes to file a complaint or grievance concerning Consolidated Plan activities or programs, or the Assessment of Fair Housing, may write or call the Director of the Neighborhood Services Department at 1000 Throckmorton, Fort Worth, Texas 76102 or 817-392-4552. The City will provide a written response to every written citizen complaint within 15 working days when practicable. If not satisfied with the response, the citizen or organization concerned may contact the Assistant City Manager assigned to the problem, the response of the Department concerned, and what further action is believed needed.	Updated address and City Manager to Assistant City Manager assigned to the Neighborhood Services Department.
13. Citizen Participation Plan – Full Document	City of Fort Worth Citizen Participation Plan Amended Draft as of June 2016	Update all website addresses, contact persons, telephone numbers, and email addresses as needed; correct all spelling and grammatical errors.	Updates required based on current information.

Neighborhood Services Department staff reviewed the Citizen Participation Plan, as amended June 2016, and developed recommendations for amendments to the Plan. The Community Development Council considered and adopted the amendments on November 13, 2024.

The 30-day public review and comment period for the Plan will commence on Thursday, January 15, 2025. All comments must be received no later than 5:00 p.m. on Friday, February 14, 2025. To submit written comments please write to the City of Fort Worth, Neighborhood Services Department, 100 Fort Worth Trail, Fort Worth, TX 76102, Attention: Kacey Bass, Director. To request additional information, please contact Sharon Bartley, Community Development Manager at (817) 392-5785 or by email at [Sharon.Bartley@fortworthtexas.gov](mailto:Sharon.Bartley@fortworthtexas.gov). Written comments may also be faxed to (817) 392-7528.

The Community Development Council will conduct a public hearing, Wednesday, February 12, 2025. This hearing will be held at 6:30 p.m. at New City Hall, 100 Fort Worth Trail, Mezzanine Room 8, Fort Worth, Texas 76102, in conjunction with the regular Community Development Council meeting. Please contact Sharon Bartley, Community Development Manager at (817) 392-5785 or via email at [Sharon.Bartley@fortworthtexas.gov](mailto:Sharon.Bartley@fortworthtexas.gov) for additional information. The purpose of this hearing will be to receive public comment on the proposed amendments shown above. The amended Citizen Participation Plan is scheduled to be approved by City Council on February 25, 2025.

Astilla en Español para que lo interpreten lo solicitan en Español, llame al (817) 392-7548.



**NOTICE TO BIDDERS**  
Sealed bids received by the City

ing Manager, 500 E. Border Street,  
Tucson, Arizona, Texas 78010.

[illegible]

for public parks and splash pad at the  
Burlington Recreation Center.  
and the City of Burlington. Docu-  
ments for this project shall be avail-  
able for viewing and download in  
the public domain on the City's  
procurement system, Bonfire  
(<http://burlington.bonfireusa.com>)  
beginning February 2, 2025, at  
noon. The City of Burlington has  
clarifications, or changes to this Invita-  
tion to Bid will be issued via addendum.  
The City of Burlington is not guaran-  
teeing the accuracy of the information  
received by each addendum by submit-  
ting signed copy with their information.  
The City of Burlington is not guaran-  
teeing the accuracy of the information  
received by each addendum by submit-  
ting signed copy with their information.  
POSTED THIS 5th day of February  
2025, in the Burlington City Hall, 141  
South Main Street, Burlington, VT 05401.  
February 5, 2025  
Burlington, VT  
For: Worth Star-Telegram  
#FD15679  
BFC 2025-02-05

tion of a Parks, Recreation and Open Space Master Plan through a quality-based selection process. The detailed description is a comprehensive overview of the plan, identifying strategic plan to implement the goals and objectives set forth in the master plan. The plan will involve a review of the current status of the park, an ongoing process of monitoring and management progress and a forecast for future needs to guide the Parks and Recreation Department over the next 5 to 10 years.

Public hearings are suspended at this time due to the Service Center closure at 501 Shady Brook Drive. All bid openings will be completed on schedule and the related information will be posted on the website. We will still ensure all procurement statutes, policies and state laws are followed. Please email a request for a bid tab or a list of proposals. The City of Dallas appreciates your cooperation and understanding during this difficult time.

Award will be determined based on the evaluation criteria within the requirements. Responses are solicited for this service in accordance with the terms, conditions, and instructions set forth in the HFO guidelines and in accordance with the provisions of the current Texas Local Government Code Title 8.

All questions regarding the terms, conditions or specifications of this bid must be submitted by 10:00 a.m. February 14, 2025 through the eBid

**Employment**

nance Tool Room Specialist (Mansfield, TX) responsible for maintaining, troubleshooting, and repairing Broach machine tooling and general tooling. BS in Electromechanical Eng., Elec. Eng., or mtd, and 3 yrs. rtd. exp. Resumes to: ta@klein-

Service Directory

**Interior/Exterior Painting**  
Tape/Ded/Texture. Minor repairs. Free  
Estimates. 45 Years of Experience.  
(817) 825-1011

---

**Frank's Roofing, Comp. TPO, Gutters,  
Concrete Work, Conslr, co** Free  
Est 45yr exp **817-787-7878**

**Electrical Contractor Veterans  
Owned & Operated. Comm. Res &  
Ind'l. 682-254-9905 TECL #26354**

**Lawn/Curbside Landscaping/Trees**

**Pease Season is Here**  
Mike Coughlin Business

**THE GREAT ESCAPE**  
Call us @ 817-274-2435

---

**LAWN & HOME CARE** • Weed, fertilize, mow, flowerbeds, repair roofs, fences, deck, paint. Ryan 817-689-4774

---

**Leaf Clean-up, Lawn Care, tree trim, gutter cleaning handyman, haul-**  
off. Call us 817-500-0568

**Painting**  
Painting 28yrs exp  
Painting In/Ext drywall repair carpentry  
Free est 8176025134

**TOO MUCH STUFF?**  
Let Classifieds Help  
Star-Telegram



# FORT WORTH.

## CITY OF FORT WORTH NEIGHBORHOOD SERVICES DEPARTMENT REQUEST FOR PUBLIC COMMENT

Regarding  
NOTICE OF INTENT TO CHANGE USE OF FEDERAL GRANT FUNDS  
and  
SUBSTANTIAL AMENDMENT TO THE 2024-2025 ACTION PLAN  
for the  
USE OF FEDERAL GRANT FUNDS UNDER THE  
COMMUNITY DEVELOPMENT BLOCK GRANT  
from the  
U.S. DEPARTMENT OF HOUSING AND URBAN DEVELOPMENT  
(HUD)

Publication Date: March 2, 2025

The City of Fort Worth is holding a public comment period from Monday, March 3, 2025, through Tuesday, April 1, 2025, to receive public comments regarding a proposed change in use of \$140,000.00 in Community Development Block Grant (CDBG) funds, and a substantial amendment to the City's 2024-2025 Action Plan. The proposed change in use of funds is to increase funding to support the United Community Center Holistic Educational Literacy Program in the amount of \$140,000.00 and to reallocate funding in the amount of \$81,731.00 from The Ladder Alliance Tarrant County Workforce Development Program to Safe City Commission dba One Safe Place Tarrant County Workforce Development Program, due to a merger of the organizations.

The City Council approved the 2024-2025 United States Department of Housing and Urban Development (HUD) Annual Action Plan on June 25, 2024. This included approving contracts to be executed with AB Christian Learning Center in the amount of \$90,000.00 for the Out of School Time Program and with Cancer Care Services in the amount of \$50,000.00 for the Increasing Health Equity by Decreasing Health Disparities. After the approval by City Council, AB Christian Learning Center rescinded acceptance of its award and Cancer Care Services terminated its contract. In compliance with HUD regulations, funds are being proposed to be reallocated to another eligible public service agency – United Community Centers.

Funds for these programs will be used for CDBG eligible costs on behalf of low- and moderate-income residents. These funds have been reallocated from previously awarded public service agencies.

### Funds From:

Action Plan Year(s)	Agency Name	Available Funds
2024-2025	AB Christian Learning Center – Out of School Time Program	\$90,000.00
	Cancer Care Services – Increasing Health Equity by Decreasing Health Disparities	\$50,000.00
	The Ladder Alliance – Tarrant County Workforce Development	\$81,731.00
	<b>Total CDBG Funds</b>	<b>\$221,731.00</b>

### Funds From:

Action Plan Year(s)	Agency Name	Recommended Funding
2024-2025	Consolidated Plan Goal: Children/Youth Services Agency Name: United Community Centers, Inc. Agency Program: Holistic Educational Literacy Program which provides literacy instruction to FWISD students aged 4-13 to increase reading proficiency for grade-level competency by 3rd grade. Agency Location: 3900 Meadowbrook Drive, Fort Worth, TX 76103 Services will be provided Monday to Friday, 2:00 – 6:00 p.m. during the school year and 7:00 a.m. – 6:00 p.m. in the summer, with additional services on waiver days and holidays.	\$140,000.00
	Consolidated Plan Goal: Economic Empowerment and Financial Resilience Agency Name: Safe City Commission dba One Safe Place Agency Program: Tarrant County Workforce Development Program which provides programs designed to reskill and upskill women to ready them for a new kind of workforce that will offer a sustainable living. Agency Location: 1100 Hemphill Street, Fort Worth, TX 76104 Services will be provided as follows: Basic Computer Skills Training (BCST): M/W or T/TH 9:00 a.m. – 11:00 a.m.; 12:00 p.m. – 2:00 p.m.; 6:30 p.m. – 8:30 p.m. Computer Skills Training II (CST II): M/W or T/TH 9:00 a.m. – 11:00 a.m.; 12:00 p.m. – 2:00 p.m.; 6:30 p.m. – 8:30 p.m. Professional Office Skills Training (POST): 3 days a week 9:00 a.m. – 11:00 a.m. QuickBooks Online User Certification Training (QBOT): M/W or T/TH 9:00 a.m. – 11:00 a.m.; 6:30 p.m. – 8:30 p.m. Microsoft Office Skills Training (MOST): Monday-Thursday 9:00 a.m. – 11:00 a.m.; 12:00 p.m. – 2:00 p.m. Next Level - Fridays once a month (times vary) Career Coaching - By Appointment Community Resource Navigation - By Appointment	\$81,731.00
	<b>Total CDBG</b>	<b>\$221,731.00</b>

The thirty-day public comment period for this notice will commence on Monday, March 3, 2025. All comments must be received no later than 5:00 pm on Tuesday, April 1, 2025. To submit written comments please write to the City of Fort Worth, Neighborhood Services Department, 100 Fort Worth Trail, Fort Worth, TX 76102, Attention: Kacey Bess, Director. To request additional information, please contact Sharon Burkley, Community Development Manager at 817-392-5785 or by email at sharon.burkley@fortworthtexas.gov.

# FORT WORTH.

## CIUDAD DE FORT WORTH DEPARTAMENTO DE SERVICIOS VECINALES SOLICITUD DE COMENTARIO PÚBLICO

Acercas de  
AVISO DE INTENCIÓN DE CAMBIAR EL USO DE FONDOS DE SUBVENCIÓN FEDERAL  
y  
MODIFICACIÓN SUSTANCIAL AL PLAN DE ACCIÓN 2024-2025  
para el  
USO DE FONDOS DE SUBVENCIÓN FEDERAL BAJO EL  
SUBVENCIÓN EN BLOQUE PARA DESARROLLO COMUNITARIO  
desde  
DEPARTAMENTO DE VIVIENDA Y DESARROLLO URBANO DE EE. UU.  
(HUD)

Fecha de publicación: 2 de marzo de 2025

La Ciudad de Fort Worth está celebrando un período de comentarios públicos desde el lunes 3 de marzo de 2025 hasta el martes 1 de abril de 2025, para recibir comentarios públicos sobre un cambio propuesto en el uso de \$140,000.00 en fondos de Subvención Global para el Desarrollo Comunitario (CDBG) y una enmienda sustancial al Plan de Acción 2024-2025 de la Ciudad. El cambio propuesto en el uso de los fondos es aumentar los fondos para apoyar el Programa de Alfabetización Educativa Holística del United Community Center por un monto de \$140,000.00 y reasignar fondos por un monto de \$81,731.00 del Programa de Desarrollo de la Fuerza Laboral del Condado de Tarrant de The Ladder Alliance a la Comisión de Ciudad Segura, que opera bajo el nombre de Programa de Desarrollo de la Fuerza Laboral del Condado de Tarrant One Safe Place, debido a una fusión de las organizaciones.

El Concejo Municipal aprobó el Plan de Acción Anual 2024-2025 del Departamento de Vivienda y Desarrollo Urbano (HUD) de los Estados Unidos el 25 de junio de 2024. Esto incluyó la aprobación de contratos a ejecutar con AB Christian Learning Center por un monto de \$90,000.00 para el Programa de Tiempo Fuera de la Escuela y con Cancer Care Services por un monto de \$50,000.00 para el Aumento de la Equidad en Salud mediante la Disminución de las Disparidades en Salud. Después de la aprobación del Ayuntamiento, AB Christian Learning Center rescindió la aceptación de su adjudicación y Cancer Care Services rescindió su contrato. De conformidad con las regulaciones de HUD, se propone reasignar fondos a otra agencia de servicio público elegible: United Community Centers.

Los fondos para estos programas se utilizarán para costos elegibles de CDBG en nombre de residentes de ingresos bajos y moderados. Estos fondos han sido reasignados de agencias de servicios públicos previamente adjudicadas.

### Fondos de:

Action Plan Year(s)	Nombre de la agencia	Fondos disponibles
2024-2025	AB Christian Learning Center – Programa de tiempo fuera de la escuela	\$90,000.00
	Cancer Care Services – Aumento de la equidad en salud mediante la disminución de las disparidades en salud	\$50,000.00
	The Ladder Alliance – Desarrollo de la fuerza laboral del condado de Tarrant	\$81,731.00
	<b>CDBG totales</b>	<b>\$221,731.00</b>

### Fondos para:

Año(s) del plan de acción	Nombre de la agencia	Financiamiento Recomendado
2024-2025	Meta del plan consolidado: servicios para niños y jóvenes Nombre de la agencia: United Community Centers, Inc. Programa de agencia: Programa de alfabetización educativa integral que brinda instrucción de alfabetización a estudiantes de FWISD de 4 a 13 años para aumentar el dominio de la lectura para la competencia de nivel de grado para el tercer grado. Ubicación de la agencia: 3900 Meadowbrook Drive, Fort Worth, TX 76103 Los servicios se brindarán de lunes a viernes de 2:00 a 6:00 p.m. durante el año escolar y de 7:00 a.m. a 6:00 p.m. en verano, con servicios adicionales los días de dispensa y festivos.	\$140,000.00
	Meta del Plan Consolidado: Empoderamiento Económico y Resiliencia Financiera Nombre de la agencia: Comisión de Ciudad Segura dba One Safe Place Programa de agencia: Programa de desarrollo de la fuerza laboral del condado de Tarrant que ofrece programas diseñados para volver a capacitar y mejorar las habilidades de las mujeres para prepararlas para un nuevo tipo de fuerza laboral que ofrecerá una vida sostenible. Ubicación de la agencia: 1100 Hemphill Street, Fort Worth, TX 76104 Los servicios se proporcionarán de la siguiente manera: Capacitación básica en habilidades informáticas (BCST): lunes/miércoles o martes/jueves de 9:00 a.m. a 11:00 a.m.; 12:00 p.m. a 2:00 p.m.; 6:30 p.m. a 8:30 p.m. Capacitación en habilidades informáticas II (CST II): lunes/miércoles o martes/jueves de 9:00 a.m. a 11:00 a.m.; 12:00 p.m. a 2:00 p.m.; 6:30 p.m. a 8:30 p.m. Capacitación en habilidades profesionales de oficina (POST): 3 días a la semana de 9:00 a.m. a 11:00 a.m. Capacitación para la certificación de usuarios en línea de QuickBooks (QBOT): lunes/miércoles o martes/jueves de 9:00 a.m. a 11:00 a.m.; 6:30 p.m. a 8:30 p.m. Capacitación en habilidades de Microsoft Office (MOST): lunes a jueves, de 9:00 a.m. a 11:00 a.m.; 12:00 p.m. a 2:00 p.m. Siguiendo nivel: los viernes una vez a la semana (los horarios varían) Orientación profesional: con cita previa Navegación de recursos comunitarios: con cita previa	\$81,731.00
	<b>CDBG totales</b>	<b>\$221,731.00</b>

El período de comentarios públicos de treinta días para este aviso comenzará el lunes 3 de marzo de 2025. Todos los comentarios deben recibirse a más tardar a las 5:00 p.m. el martes 1 de abril de 2025. Para enviar comentarios por escrito, escriba a la Ciudad de Fort Worth, Departamento de Servicios Vecinales, 100 Fort Worth Trail, Fort Worth, TX 76102, Atención: Kacey Bess, Directora. Para solicitar información adicional, comuníquese con Sharon Burkley, Gerente de Desarrollo Comunitario al 817-392-5785 o por correo electrónico a sharon.burkley@fortworthtexas.gov.



CITY OF FORT WORTH  
NEIGHBORHOOD SERVICES DEPARTMENT

REQUEST FOR PUBLIC COMMENT  
REGARDING  
SUBSTANTIAL AMENDMENT TO THE 2019-2020 ACTION PLAN  
and  
NOTICE OF INTENT TO CHANGE THE USE OF  
COMMUNITY DEVELOPMENT BLOCK GRANT (CDBG) FUNDS  
from the  
U.S. DEPARTMENT OF HOUSING AND URBAN DEVELOPMENT (HUD)

Publication Date: March 2, 2025

The City of Fort Worth (City) is providing a 30-day public comment period from March 3, 2025 to April 1, 2025, to receive public comments regarding a proposed change in use of \$300,000.00 in Community Development Block Grant (CDBG) funds received from the U.S. Department of Housing and Urban Development (HUD). These funds will be used to fund the Community Action Partners Healthy Homes for Heroes program.

The Healthy Homes for Heroes program provides home modifications and home repairs for veterans and surviving spouses. Accessibility, health and safety modifications are to ensure that veterans will be able to remain in a healthy home. Some examples of modifications include, but not limited to, ramps, grab bars, sealing of doors and windows, door widening, handrails, repair of HVAC systems, water and sewer plumbing, electrical system, leaky roofs, and unstable flooring. Priority will be given to low-income households or disabled veterans.

On August 6, 2019, the Fort Worth City Council approved the 2019-2020 Annual Action Plan for the use of HUD grant funds. This included approval of funds for Community Development Block Grant funds in the amount of \$7,270,678.00, including allocations for public services (\$1,090,601.00), housing programs (\$2,862,785.00), major projects (\$1,122,476.80), Section 108 loan (\$740,680.20), and administration (\$1,454,135.00). A balance remaining of unexpended balances totaling \$869,820.17 was reallocated to unprogrammed funds to be used for other eligible activities. Of this amount, \$300,000.00 is proposed to be allocated to the Healthy Homes for Heroes program.

The Action Plan funding year shown in the funding table may vary and may be substituted based on the principle of First In, First Out (FIFO) to expend oldest grant funds first. The funds may be used for any CDBG eligible costs related to the activity identified above.

Funds from:

Action Plan Year(s)	Program/Activity	Amount(s) Not to Exceed
2019-2020	Unprogrammed Funds	\$300,000.00
Total Funds		\$300,000.00

Funds to:

Action Plan Year(s)	Program/Activity	Amount(s) Not to Exceed
2019-2020	Healthy Homes for Heroes	\$300,000.00
Total Funds		\$300,000.00

The thirty-day public comment period for this notice will commence on Monday, March 3, 2025. All comments must be received no later than 5:00 pm on Tuesday, April 1, 2025. To submit written comments please write to the City of Fort Worth, Neighborhood Services Department, 100 Fort Worth Trail, Fort Worth, TX 76102, Attention: Kacey Bess, Director. To request additional information, please contact Sharon Burkley, Community Development Manager at 817-392-5785 or by email at sharon.burkley@fortworthtexas.gov.

Apoyo en español: para que le interpreten la solicitud en español, llame al (817) 392-7540.



CIUDAD DE FORT WORTH  
DEPARTAMENTO DE SERVICIOS VECINALES

SOLICITUD DE COMENTARIOS PÚBLICOS  
CON RESPECTO A  
MODIFICACIÓN SUSTANCIAL DEL PLAN DE ACCIÓN 2019-2020

y  
AVISO DE INTENCIÓN DE CAMBIAR EL USO DE  
FONDOS BECAS FEDERALES EN BLOQUE PARA EL DESARROLLO COMUNITARIO (CDBG, POR SUS SIGLAS EN INGLÉS)  
del  
DEPARTAMENTO DE VIVIENDA Y DESARROLLO URBANO DE LOS ESTADOS UNIDOS (HUD, POR SUS SIGLAS EN INGLÉS)

Fecha de publicación: 2 de marzo de 2025

La Ciudad de Fort Worth (Ciudad) está brindando un período de comentarios públicos de 30 días, desde el 3 de marzo de 2025 hasta el 1 de abril de 2025, para recibir comentarios públicos sobre un cambio propuesto en el uso de \$300,000.00 en fondos de Subvención en Bloque para Desarrollo Comunitario (CDBG) recibidos del Departamento de Vivienda y Desarrollo Urbano de EE. UU. (HUD). Estos fondos se utilizarán para financiar el programa Hogares Saludables para Héroes de Community Action Partners.

El programa de Hogares saludables para Héroes ofrece modificaciones y reparaciones en el hogar para veteranos del ejército y cónyuges sobrevivientes. Las modificaciones de accesibilidad, salud y seguridad son para garantizar que los veteranos puedan permanecer en un hogar saludable. Algunos ejemplos de modificaciones incluyen, rampas, barras de apoyo, sellado de puertas y ventanas, ensanchamiento de puertas, pasamanos, reparación de sistemas HVAC, plomería de agua y alcantarillado, sistema eléctrico, techos con goteras y pisos inestables entre otros. Se dará prioridad a los hogares de bajos ingresos o a los veteranos discapacitados.

El 6 de agosto de 2019, el Concejo Municipal de Fort Worth aprobó el Plan de Acción Anual 2019-2020 para el uso de los fondos de subvención de HUD. Esto incluyó la aprobación de fondos para fondos de Subvención en Bloque para Desarrollo Comunitario por un monto de \$7,270,678.00, incluyendo asignaciones para servicios públicos (\$1,090,601.00), programas de vivienda (\$2,862,785.00), proyectos importantes (\$1,122,476.80), préstamo de la Sección 108 (\$740,680.20) y administración (\$1,454,135.00). Un saldo El resto de los saldos no utilizados por un total de \$869,820.17 se reasignó a fondos no programados para ser utilizados en otras actividades elegibles. De esta cantidad, se propone asignar \$300,000.00 al programa Hogares Saludables para Héroes.

El Plan de Acción que se muestra en la tabla de financiación puede variar y puede sustituirse en función a los principios financieros conocidos como el de primero en entrar, primero en salir (FIFO) para gastar primero los fondos de las becas más antiguas. Los fondos se pueden usar para cualquier costo elegible de CDBG relacionado con la actividad identificada anteriormente.

Fondos de:

Action Plan Year(s)	Program/Activity	Amount(s) Not to Exceed
2019-2020	Fondos no programados	\$300,000.00
Total Funds		\$300,000.00

Fondos para:

Action Plan Year(s)	Program/Activity	Amount(s) Not to Exceed
2019-2020	Hogares saludables para héroes	\$300,000.00
Total Funds		\$300,000.00

El período de comentarios públicos de treinta días para este aviso comenzará el lunes 3 de marzo de 2025. Todos los comentarios deben recibirse a más tardar a las 5:00 p. m. del martes 1 de abril de 2025. Para enviar comentarios por escrito, escriba a la Ciudad de Fort Worth, Departamento de Servicios Vecinales, 100 Fort Worth Trail, Fort Worth, TX 76102, Atención: Kacey Bess, Directora. Para solicitar información adicional, comuníquese con Sharon Burkley, Gerente de Desarrollo Comunitario al 817-392-5785 o por correo electrónico a sharon.burkley@fortworthtexas.gov.

Apoyo en español: para que le interpreten la solicitud en español, llame al (817) 392-8454.



# Carney wins new term as Canada's PM on anti-Trump platform

BY MATINA STEVENS-GRUBNEY  
NYT News Service

Prime Minister Mark Carney of Canada won a new term Monday night, national broadcaster CBC/Radio Canada projected, a remarkable turnaround for his Liberal Party owed in large part to President Donald Trump's aggressive stance toward the country.

After midnight Eastern time, it was still unclear whether the Liberal Party would secure a majority of seats in the House of Commons or have to form a minority government. Preliminary results were likely to be available overnight Tuesday. A minority government would require support from other parties to pass legislation and would be weaker and less stable than a majority.

But the voters' decision sealed a stunning reversal for the Liberal Party that, just months ago seemed all but certain to lose to the Conservative Party, led by career politician Pierre Poilievre. Carney has been prime minister since March, when Prime



COLE BUNSTON/REUTERS

Minister Justin Trudeau stepped down. Poilievre conceded early Tuesday but said that he would remain as party leader. The Conservative caucus has the power to remove him from the post, which it did to the party's two previous leaders after it failed to form the government.

The election has been remarkable in many ways, with candidates and many voters describing it as the most important vote in their lifetimes. It has been dominated by Trump and his relentless focus on Canada, America's closest ally and trading partner. Trump has imposed tariffs on Canadian goods, pushing the country toward a recession, and repeatedly threatened to annex it as the 51st state. Even as Canadians were heading

to the polls Monday morning, he repeated that desire, arguing on social media that it would bring economic and military benefits.

Carney, 60, a seasoned economist and policymaker who promoted himself as the anti-Trump candidate and centered his campaign on dealing with the United States, ultimately benefited from Trump's actions.

Poillievre, 45, and the Conservatives had been dominating polls for years, building a platform against the Liberals and Trudeau around the argument that they had dragged Canada into prolonged economic malaise.

But they watched their double-digit lead rapidly evaporate after Trump's aggressiveness toward Canada and Trudeau's resignation.

Canadians heading to the polls were preoccupied both with the country's relationship with its neighbor to the south and with the state of the economy at home. Affordability worries, primarily over housing, were top of mind, opinion surveys conducted

before the election showed.

But Canada's choice Monday also came as a kind of referendum against Trump and the way he has been treating America's allies and its trading partners.

It's the second major international election since Trump came to power, after Germany, and Canada's handling of the rupture in the relationship with the United States is being closely watched around the world.

The election also highlighted that Trump's brand of conservative politics can turn toxic for conservatives elsewhere if they are seen as being too aligned with his ideological and rhetorical style. Poillievre, who rallied against "radical woke ideology," pledged to defund Canada's national broadcaster and said he would cut foreign aid, seemed to have lost centrist voters, pre-election polls suggested.

For Carney, Monday's victory marked an astonishing moment in his rapid rise in Canada's political establishment since entering the race to replace Trudeau in January.

A political novice but policy-making veteran, Carney conveyed a measured, serious tone and defiance toward Trump's

aggressive overtures, helping to sway voters who had been contemplating supporting the Conservatives, according to polls and some individual voters. And his politics as a pragmatist and a centrist seemed to better align with Canada's mood after a decade of Trudeau's progressive agenda.

There was ample evidence Monday that Carney's personality and background had boosted the Liberals. He is a Harvard University- and Oxford-educated economist who served as governor of the Bank of Canada during the 2008 global financial crisis and the Bank of England during Brexit. He later went on to serve on corporate boards and became a leading voice on climate-conscious investment.

Poillievre and other critics tried to frame Carney as an out-of-touch elitist who had spent much of his adult life away from Canada and knew little about the country or its people.

They also attacked Carney for his experience working in China, which has meddled in Canada's elections, and some of his policy proposals that they said would burden Canada's public finances and make it harder for the country's economy to thrive.



AMANDA MCCOY/STREETVIEW/STREETVIEW.COM

Three-year-olds play while being cared for at Kids' Place Child Development Center on Jan. 15, 2025, in Fort Worth.

FROM PAGE 1A

## HEAD START

affordability and accessibility issues in the child care system, according to the U.S. Chamber of Commerce Foundation. The return on investment, officials said on Monday, ranges from \$7.9 for every \$1 spent on Head Start.

Henry Jones of the Texas Head Start Association said he's encouraging community members and organizations to contact local legislators to make sure they understand the value of keeping Head Start in place.

"People say that all politics is local. Well, we've got to actually get in touch with our local legislators and make sure that they understand that Head Start should exist and continue to do great

things," he said.

The CEO of Center for Transforming Lives, a Head Start provider in Tarrant County, said defunding the program would negatively impact children's readiness for kindergarten during a time when local officials are attempting to tackle a literacy crisis. Only 35% of public school students in the area are reading on grade level, according to an analysis of 2024 test results from the State of Texas Assessments of Academic Readiness, or STAAR.

"We cannot afford to turn our backs on early education. Head Start is not just a program; it is a lifeline that lays the foundation for future success.

Eliminating it would be a step backward for Fort Worth's children, families and our community as a whole," said CEO Carol Kloczek. "Children who benefit from early intervention — receiving the support they need to thrive academically and socially — would be left behind. Instead of entering school prepared to learn, many would require intensive special education services throughout their academic careers, creating long-term impacts for both the children and the broader educational system."

"Moreover, cutting Head Start would worsen family instability and homelessness. This program increases family financial self-sufficiency by providing critical support services that help families learn new skills, improve their own education and/or employment, and become financially secure. Without access to early education, child care and wraparound support, more families would face housing instability, compounding the challenges for children and their parents," Kloczek added.

Officials with Fort Worth-based Child Care Associates said they are "currently monitoring the situation." The nonprofit is among the largest child development organizations in North Texas.

Lina Ruiz: @Lina\_Ruiz48

**CITY OF HASLET**  
**REQUEST FOR PROPOSALS**

The City of Haslet, Tarrant and Denton Counties, Texas will receive sealed proposals in the Office of the City Secretary for the City of Haslet, 101 Main Street, Haslet, Texas until Wednesday, May 21, 2025 at 2:00 p.m. In addition, at 2:15 p.m. that day each bid will be opened for the following:

**SOLID WASTE COLLECTION AND DISPOSAL OF RESIDENTIAL, COMMERCIAL AND RECYCLABLE MATERIALS COLLECTION & PROCESSING**  
**MARK ENVELOPE: "SOLID WASTE COLLECTION/SPSAL & RECYCLING"**

A PRE-BID CONFERENCE WILL BE CONDUCTED ON Thursday, May 8, 2025, 1:00 PM IN THE COUNCIL CHAMBER ROOM, HASLET COMMUNITY CENTER, 105 MAIN ST., HASLET, TEXAS. ONLY THE SERVICES LISTED IN THIS INVITATION TO BID AND INCLUDED IN ADDENDUMS WILL BE CONSIDERED.

This request is for proposal for solid waste collection and disposal, recyclable materials collection, and processing, and other (B) alternatives. It is the intent of the proposal to determine the lowest possible cost without regard to administrative fees and/or other fees. All administrative and/or other fees will be determined by the City and added to the prices provided by Contractor. The City, for purposes of determining bid value for the City, has opened up this request for proposals to the Contractor with the opportunity to bid solid waste services in several ways: the Base Bid, Alternative 1, using CR1 Trucks; Alternative 2, Residential Solid Waste Collection; 85 gal PolyCart; Alternative 3, Household Hazardous Waste; (including tires); Alternative 4, E-Waste; Alternative 5, Recycling; Alternative 6, Compost; Alternative 7, Extra bulky waste pick up (20 months); Alternative 8, Resident Access to Landfill services (resident expense).

The selected Contractor will be awarded the Contract through an ordinance of the City approving and adopting the Contract Documents, providing for its enforcement and penalties as provided by law. The defined terms appearing in the General Specifications apply to all Contract Documents. Bids must be made upon forms furnished. Five (5) copies of Bids must be delivered on or before, until Wednesday, May 21, 2025, 2:00 PM. The envelope containing the Bid must be sealed and clearly marked "SOLID WASTE COLLECTION/SPSAL & RECYCLING."

Bidders are expected to inspect the site of work and to inform themselves regarding all local conditions. All questions related to this Bid information and specifications should be directed to the Mayor, at (817) 439-5931 ext. 116.

The City Council of the City of Haslet, Texas reserves the right to accept or reject any bid, any part thereof, or any combination of bids and to waive any or all formalities in any Bid, and to make an award in any manner, consistent with law, deemed in the best interests of the City.

Conflicts of Interest in purchasing are controlled by Section 171 of the Local Government Code.

"The City of Haslet is an equal opportunity agency. All Contractors, subcontractors, vendors, suppliers, and providers of services, activities, and programs for the City must adhere to the Federal regulations at Section 504 of the Rehabilitation Act and the Americans with Disabilities Act (ADA)."

**FORT WORTH.**

**CITY OF FORT WORTH**  
**NEIGHBORHOOD SERVICES DEPARTMENT**  
**REQUEST FOR PUBLIC COMMENT**  
Regarding  
**NOTICE OF INTENT TO CHANGE USE OF FEDERAL GRANT FUNDS**  
and  
**SUBSTANTIAL AMENDMENT TO THE PROGRAM YEAR 2021-2022**  
for the  
**USE OF FEDERAL FUNDS UNDER THE**  
**HOME INVESTMENT PARTNERSHIPS (HOME) AMERICAN RESCUE PLAN**  
**(ARP) PROGRAM**  
of the  
**U.S. DEPARTMENT OF HOUSING AND URBAN DEVELOPMENT (HUD)**

Publication Dates: April 30, 2025

The City of Fort Worth (City) is holding a 30-day public comment period from Wednesday, April 30, 2025 to May 30, 2025 to receive public comment regarding the proposed change in use and reallocation of \$100,000.00 in HOME Investment Partnerships - American Rescue Plan (HOME-ARP) funds, and a substantial amendment to the City's 2021-2022 Action Plan. The proposed change would increase funding for the Presbyterian Night Shelter's project known as Journey Home Housing at Crowley Development, from \$4,918,000.00 to \$5,428,000.00. These funds will be used for construction of units associated with the 96 one-bedroom Permanent Supportive Housing units located at 1600 Crowley Road, Fort Worth, TX 76134.

Due to delays in the project development phase, including issues related to permitting, contracting, and unforeseen expenses, the increase is needed to cover the gap in funding. It is recommended to reallocate the HOME-ARP Administration funds to complete the new construction of the Journey Home Housing at Crowley multifamily project.

Funds will be reprogrammed as follows:

From:

Program Year	Activity	Amount
2021-2022	HOME-ARP Administration - Neighborhood Services Department	\$100,000.00
<b>Total Funds</b>		<b>\$100,000.00</b>

To:

Program Year	Activity	Amount
2021-2022	Journey Home Housing at Crowley Development: New construction of 96 one-bedroom Permanent Supportive Housing units currently located at 1600 Crowley Road, Fort Worth, TX 76134. (Council District 8)	\$100,000.00
<b>Total Funds</b>		<b>\$100,000.00</b>

The thirty (30) day comment period will commence on Wednesday, April 30, 2025. All comments must be received on or before May 30, 2025 at 5:00 p.m. on Friday, May 30, 2025. To submit written comments please write to the City of Fort Worth, Neighborhood Services Department, 100 Fort Worth Trail, Fort Worth, TX 76102, Attention: Kathy Brea, Director. To request additional information, please contact Chad LaRocca, Housing Development Manager at (817) 393-2661 or by email at Chad.LaRocca@cityofwfwth.org. Written comments may also be filed to (817) 393-7312.

**FORT WORTH.**

**CIUDAD DE FORT WORTH**  
**DEPARTAMENTO DE SERVICIOS VECINALES**  
**SOLICITUD DE COMENTARIO PÚBLICO**  
Con respecto a  
**AVISO DE INTENCIÓN**  
**PARA CAMBIAR EL USO DE LOS FONDOS DE BECAS FEDERALES**  
Y  
**MODIFICACIÓN SUBSTANCIAL DEL PROGRAMA DE PLAN 2021-2022**  
Para el  
**USO DE FONDOS FEDERALES**  
del  
**HOME INVERSIONES DE ASOCIACIONES (HOME) PROGRAMA DEL PLAN DE RESCATE AMERICANO (ARP)**  
del  
**DEPARTAMENTO DE VIVIENDA Y DESARROLLO URBANO DE LOS ESTADOS UNIDOS (HUD)**

Fecha de Publicación: 04/30/2025

La Ciudad de Fort Worth está invitando a cabo un periodo de comentarios públicos de 30 días a partir del 30 de abril de 2025 hasta el 30 de mayo de 2025 a las 5:00 p.m. para recibir comentarios sobre el uso y la realocación de \$100,000.00 en fondos de HOME Inversión Partesheros - American Rescue Plan (HOME-ARP), y una modificación sustancial al Plan de Acción 2021-2022 de la Ciudad. Estos fondos se utilizarán para los costos relacionados con el desarrollo de las apartamentos Journey Home Housing en Crowley, un proyecto asociado para las personas que enfrentan dificultades de la vida de hogar. El aumento es necesario para cubrir las brechas en financiación debido al aumento de costos de construcción y otros costos de desarrollo. Estos fondos fueron prestados disponibles debido a la recepción de ingresos de programas por reembolso de préstamos, así como balances de fondos residuales de programas y proyectos cancelados o completados en otros sectores.

Los fondos serán reprogramados de la siguiente manera:

De:

Año del Programa	Actividad	Cantidad
2021-2022	HOME-ARP Administración - Departamento de Servicios Vecinales	\$100,000.00
<b>Total</b>		<b>\$100,000.00</b>

Para:

Año del Programa	Actividad	Cantidad
2021-2022	Desarrollo de Journey Home Housing en Crowley: 96 unidades de vivienda de apoyo permanente de un dormitorio ubicado en 1600 Crowley Road, Fort Worth, TX 76134. (Distrito 8 del Consejo)	\$100,000.00

El periodo de comentarios públicos de 30 días para este aviso comenzará el 30 de abril de 2025. Todos los comentarios deben recibirse a más tardar a las 5:00 p.m. del viernes 30 de mayo de 2025. Para enviar comentarios por escrito, escriba a la Ciudad de Fort Worth, Departamento de Servicios Vecinales, 100 Fort Worth Trail, Fort Worth, TX 76102, Atención: Kathy Brea, Directora. Para solicitar información adicional, comuníquese con Chad LaRocca, Gerente de Desarrollo de Vivienda al (817) 393-2661 o por correo electrónico a Chad.LaRocca@cityofwfwth.org. Los comentarios por escrito también pueden enviarse por fax al (817) 393-7312.







MARK ABRAMSON/NTV

Demonstrators and labor unions gather at Grand Park in downtown Los Angeles for a rally demanding the release of David Huerta, a prominent union leader, on Monday.

## 700 Marines deployed to LA after night of scattered protests

BY JESUS JIMENEZ, ORLANDO MAYORQUIN, MIMI DOWYER, FRANCISCA REGALADO AND JOHN YOON  
NTV News Service

Hundreds of Marines were expected to take up positions in Los Angeles on Tuesday, joining National Guard troops there and sharpening an extraordinary confrontation between the White House and California leaders over the response to protests against the Trump administration's immigration crackdown.

The 700 Marines were being sent to protect federal law enforcement officers and property in greater Los Angeles, the U.S. military's Northern Command said in a statement. Some of the protests in Los Angeles over the last four days, including a rally Monday afternoon, centered on a group of federal buildings downtown.

The use of military

force on domestic soil is rare and is usually reserved for the most extreme situations. Gov. Gavin Newsom of California called the use of active-duty Marines illegal and said he would sue to prevent their deployment. The state has already sued to block the use of National Guard troops.

The Trump administration has doubled its deployment of National Guard troops in the Los Angeles area to around 4,000. So far, the troops appear to have largely stayed out of confrontations between protesters and local police, who broke up protests downtown late Monday night.

Here's what else to know:  
More arrests: On Monday, police officers arrested some protesters in downtown Los Angeles and dispersed others who remained in the Little Tokyo neighborhood with

tear gas and flash-bang grenades. But there generally seemed to be fewer clashes between protesters and police officers than on Sunday, when demonstrators briefly shut down U.S. Route 101. At least 150 people have been arrested in Los Angeles since Friday.

Other cities: Protests have spread to other cities including San Francisco, where Mayor Daniel Lurie said a protest Monday involving thousands of people was larger and "significantly calmer" than the demonstrations a day earlier where violent clashes took place. In the city of Santa Ana, California, officials said federal agents used tear gas, pepper balls and rubber bullets against protesters who threw bottles and rocks.

Union leader: Demonstrations in several cities called attention to a prominent California labor leader, David Huerta, who was released Monday on a \$50,000 bond. He was arrested during a protest over an immigration raid last week.

Trump rhetoric: By calling the protesters "insurrectionists," Trump appeared to be adopting a rationale that could allow him to invoke the 1807 Insurrection Act and use active-duty military personnel to deal with violent protests.

Disinformation swirls: Misleading photographs and videos have spread widely on social media, reshaping old conspiracy theories and expressing support for Trump's actions. The flood of falsehoods online appeared intended to stoke outrage toward immigrants and political leaders, principally Democrats, and added to the confusion over what exactly was happening on the streets of Los Angeles.

## Love Word Searches? Subscribe & Save 50%!

Special Offer!

Your Favorite Word Search Puzzle Magazine!  
6 Issues For ONLY \$59.94 \$29.97!



- FREE HOME DELIVERY!
- ORDERING IS QUICK & EASY!

FOR FASTEST SERVICE **SCAN NOW**  
OR GO TO [WW-MAG.COM/SAVE50](http://WW-MAG.COM/SAVE50)

OR FILL OUT THIS COUPON & MAIL TO: Take A Break P.O. Box 5015, Beebe, IA 50950

☐ YES! SEND ME 6 WORD SEARCH ISSUES FOR ONLY \$29.97!

OR

☐ SEND ME 12 WORD SEARCH ISSUES FOR ONLY \$53.95!

Name \_\_\_\_\_  
Street \_\_\_\_\_ Apt. \_\_\_\_\_  
City \_\_\_\_\_ State \_\_\_\_\_ Zip \_\_\_\_\_  
Email Address \_\_\_\_\_ KSTRAIN  
Options #1 - Pay by check or money order. Make check or money order out to Take A Break.  
Options #2 - Charge my credit card. Credit Card # \_\_\_\_\_  
☐ Visa ☐ MC ☐ Discover ☐ AmEx Exp. Date: \_\_\_\_\_  
Signature Required: \_\_\_\_\_

\*Excludes items on 15.99 U.S. price. Plus sales tax where applicable. Offer valid in U.S. only. Take A Break Word Search is currently published monthly. Double issues may be published, which must be less than 14 weeks for delivery of your first issue. All subscription orders require a non-refundable prepayment and are subject to 2003 United States Postal Service Terms and Conditions. Please see our website and Privacy Policy at [www.takeabreak.com/privacy](http://www.takeabreak.com/privacy)


Fort Worth Star-Telegram



## Earn Free Gift Cards To Shops You Love!

Welcome to EarnLocalPerks.com, an online platform brought to you by the local news brands you trust at McClatchy. Play games, share your opinions, access special offers, and have fun-all while earning perks!

Scan the QR code. Play games & earn perks. Score free gift cards - it's easy & fun!



## FORT WORTH

CITY OF FORT WORTH  
NEIGHBORHOOD SERVICES DEPARTMENT

REQUEST FOR PUBLIC COMMENT  
REGARDING  
NOTICE OF INTENT TO CHANGE ACTIVITY TYPE FOR  
PUBLIC SERVICE AGENCY  
FUNDED FROM THE  
U.S. DEPARTMENT OF HOUSING AND URBAN DEVELOPMENT (HUD)  
UNDER THE  
COMMUNITY DEVELOPMENT BLOCK GRANT (CDBG) PROGRAM

Publication Date: June 11, 2015

The City of Fort Worth (City) is providing a 30-day public comment period from June 11, 2015 to July 11, 2015 to resolve public comments regarding a proposed change in the activity type for the Boys and Girls Club of Greater Tarrant County (BGCOTC), a Public Service Agency. BGCOTC is the recipient of \$50,000.00 in CDBG funds to support programming during the 2011-2015 program year (October 1, 2014 - September 30, 2015).

The Boys and Girls Club of Greater Tarrant County currently provides comprehensive services and programming designed to support youth development. Previously funded under HUD Martin Code 050 (Youth Services, ages 13-19), BGCOTC will transition to HUD Martin Code 05L (Child Care Services, ages 0-12) to better reflect the nature of services being provided to families and children. This change will align service delivery with HUD-defined eligible activities and ensure continued compliance and program effectiveness. No other programmatic or funding changes are anticipated at this time.

Current Martin Code: 050 - Youth Services  
New Martin Code: 05L - Child Care Services

All comments must be received no later than 5:00 p.m. on July 11, 2015. Comments and questions may be submitted to Contract Administrator Jaylon Scott by:

Mail: City of Fort Worth  
Neighborhood Services Department  
Attn: Jaylon Scott  
100 Fort Worth Trail  
Fort Worth, TX 76102

Email: [Jaylon.Scott@FortWorthTX.gov](mailto:Jaylon.Scott@FortWorthTX.gov)

Phone: (817) 292-4119

## FORT WORTH

CIUDAD DE FORT WORTH  
DEPARTAMENTO DE SERVICIOS VEICULARES

SOLICITUD DE COMENTARIO PÚBLICO  
ACERCA DE  
AVISO DE INTENCIÓN DE CAMBIAR EL TIPO DE ACTIVIDAD PARA  
AGENCIA DE SERVICIO PÚBLICO  
FINANCIADO POR EL  
DEPARTAMENTO DE VIVIENDA Y DESARROLLO URBANO DE LOS ESTADOS UNIDOS (HUD)  
BAJO EL  
PROGRAMA DE SUBVENCIONES EN BLOQUE PARA DESARROLLO COMUNITARIO (CDBG)

Fecha de publicación: 11 de junio de 2015

La Ciudad de Fort Worth (la Ciudad) ofrece un periodo de comentarios públicos de 30 días, desde el 11 de junio de 2015 hasta el 11 de julio de 2015, para recibir comentarios de los públicos con respecto a un cambio propuesto en el tipo de actividad del Boys and Girls Club del Gran Condado de Tarrant (BGCOTC), una Agencia de Servicio Público. El BGCOTC es beneficiario de \$50,000.00 en fondos CDBG para apoyar la programación durante el año del programa 2011-2015 (del 1 de octubre de 2014 al 30 de septiembre de 2015).

El Boys and Girls Club del Gran Condado de Tarrant actualmente proporciona servicios integrales y programación diseñada para apoyar el desarrollo juvenil. Anteriormente financiado bajo el Código de Martin HUD 050 (Servicios para Jóvenes, edades de 13 a 19 años), el BGCOTC hará la transición al Código de Martin HUD 05L (Servicios de Cuidado Infantil, edades de 0 a 12 años) para reflejar mejor la naturaleza de los servicios que se están proporcionando a las familias y los niños. Este cambio alineará la prestación de servicios con las actividades elegibles de HUD y garantizará el cumplimiento continuo y la efectividad del programa. No se anticipan otros cambios programáticos ni de financiamiento en este momento.

Código de Martin Actual: 050 - Servicios para Jóvenes  
Nuevo Código de Martin: 05L - Servicios de Cuidado Infantil

Todos los comentarios deben ser recibidos a más tardar a las 5:00 p.m. del 11 de julio de 2015. Los comentarios y preguntas pueden enviarse al Administrador de Contratos Jaylon Scott, por:

Correo postal: Ciudad de Fort Worth  
Departamento de Servicios Vehiculares  
Attn: Jaylon Scott  
100 Fort Worth Trail  
Fort Worth, TX 76102

Correo electrónico: [Jaylon.Scott@FortWorthTX.gov](mailto:Jaylon.Scott@FortWorthTX.gov)

Teléfono: (817) 292-4119

## Woman accepts plea offer in killing at Fort Worth motel

BY EMERSON CLARRIDGE  
clarridge@star-telegram.com

Nicholas Hernandez was shot to death in room 228 of the Delux Inn. A bullet entered his armpit and devastated his chest.

Hernandez, who was 37, died on the floor of the south Fort Worth motel.

Each of three other people who were in the

room at the time told the Fort Worth Police Department patrol officers who arrived on June 9, 2024, that Hernandez had shot himself.

In interviews with a detective at the Homicide Unit office, their stories changed, albeit consistently.

Ashley Gonzales, one of the people in the room, said that she and Hernandez were previously ro-

manically involved and had recently broken up. Detective Michael Sones wrote in an affidavit supporting Gonzales' arrest warrant for manslaughter.

Gonzales was staying in the room in which Hernandez died. The motel is at 4451 Interstate 35W.

Gonzales said that she and Hernandez began engaging in playful banter while standing near the bed. Gonzales picked up a

pistol that was on the bed and waved it around.

Gonzales said that she was holding the grip of the pistol with her finger on the trigger while pointing the gun at Hernandez, according to the affidavit.

She said that she pulled the trigger and fired a bullet that struck Hernandez.

"She claimed not to know that the pistol had been loaded," Sones wrote in the affidavit.

Last week, Gonzales reached an agreement with the Tarrant County Criminal District Attorney's Office on a plea bargain.

Gonzales, who is 34, pleaded guilty to manslaughter, a reckless killing. Under the terms of the agreement, Judge Steven Jumes, who presides in the 485th District Court, on June 5 sentenced Gonzales to seven years in prison, with credit for the 349 days Gonzales has served since her arrest.

She will be eligible for parole after serving half of the sentence term.

Had Gonzales had been found guilty of manslaughter at trial, a jury or judge would have assessed punishment at between two and 20 years in pri-

son. The two other people who were in the room were, in interviews with Detective Sones, consistent with Gonzales' account. The others said that Gonzales and Hernandez were engaged in a discussion that the witnesses characterized as playful.

Gonzales fired the pistol, the witnesses said. Assistant District Attorney Owen Dewitt represented the state. Defense attorney Zach Ferguson was appointed to represent Gonzales.

Emerson Clarridge:  
817-390-7935, @eclarridge

FROM PAGE 1A

## MCGRAW

security and immigration enforcement."

ICE did not immediately respond to a request for comment.

Clashes between protesters and law enforcement in Los Angeles over the weekend prompted Trump to invoke a rarely used federal statute to deploy 300 California National Guard troops to the city. Governors usually make deployment decisions for their states' National Guards. The unrest continued Monday.

DR. PHIL AND ICE PART OF EVOLVING NEWS CONSUMPTION

McGraw's close work alongside immigration authorities is representative of a transformation in how Americans consume news, according to Natalie Jomini Stroud, director of the Center for Media Engagement at UT Austin.

"Providing the public with a first-hand look at newsworthy events has long been something that news organizations do," she said in an email.

"We're witnessing an increasing shift in who provides these accounts from traditional media to influencers on social media or Dr. Phil last week."

Stroud referred to a 2022 study she and her colleagues conducted that looked into the reasons for participants' belief in election fraud claims after the 2020 election. The study found a "crisis of trust" among respondents.

"One common response was that they wanted to 'do their own research' and trusted first-hand, on-the-ground reports," she said, adding, "A reality TV style may be particularly appealing" to people who have lost trust in traditional news sources.

Unlike his presence during raids in Chicago in January, McGraw did not accompany ICE agents on the operations in Los Angeles in order to "not escalate any situation," the Merit TV spokesman said, adding that McGraw "was not embedded."

An interview with Ho-

man published on the Merit TV website featured the outline: "Dr. Phil embeds with ICE once again to show The Real Story, on the ground, in LA." After the Star-Telegram asked about it, the spokesperson said McGraw was not embedded and that the outline would be changed.

During the January operation, McGraw expressed surprise when he was recognized by a man who Homan described as undocumented and accused of being convicted of sex crimes against children.

"Are you Dr. Phil?" the man asked as McGraw interrogated him about his deportation history.

"How do you know me?" McGraw asked.

"I saw you on Dr. Phil," the man answered.

DR. PHIL WITH ICE 'DESIGNED TO CREATE FEAR' IN IMMIGRANT COMMUNITIES

McGraw's collaborations with ICE are meant to send clear messages to the public, according to Denise Gilman, a law professor and director of the Immigration Clinic at UT Austin.

"I've never seen anything like this, where a law

enforcement entity is not just allowing access to people from the media, but really sort of sensationalizing their exercise of law enforcement powers," she said in an interview, adding it is "designed to create fear" in immigrant communities.

"It's immigration enforcement as spectacle with the specific intent to terrorize our immigrant neighbors," Gilman said.

She contrasted recent actions in immigration courts in San Antonio, where judges have increasingly put up road blocks for lawyers and other outside observers in immigration hearings, with the "unprecedented access" McGraw was given over the weekend in Los Angeles.

"It seems pretty obvious that they're trying to ensure deep access for those who share this desire to create fear in the immigrant community, and they want to deny access to those who are seeking to document this questionable action, and to document the human lives that are being impacted by these enforcement operations," Gilman said.

The participation of a TV personality like Dr.

Phil is "par for the course for an administration determined to turn immigration enforcement into a spectacle," according to their base," she said in a text message.

Whether immigrant communities watch Dr. Phil PrimeTime or not, the Trump administration's immigration agenda appears to have instilled fear in Tarrant County's undocumented population.

One resident without legal status told the Star-Telegram her family is "very tense, very afraid of going out."

The Star-Telegram is not publishing her name out of safety concerns.

"The situation is really awful," she said.

Coty Copeland:  
@corycopeland

Whether immigrant communities watch Dr. Phil PrimeTime or not, the Trump administration's immigration agenda appears to have instilled fear in Tarrant County's undocumented population.

One resident without legal status told the Star-Telegram her family is "very tense, very afraid of going out."

The Star-Telegram is not publishing her name out of safety concerns.

"The situation is really awful," she said.

Coty Copeland:  
@corycopeland

### REQUEST FOR QUALIFICATIONS FOR PROFESSIONAL ENGINEERING SERVICES FOR STORMWATER MANAGEMENT PROGRAM NEEDS

CITY OF FORT WORTH  
TRANSPORTATION AND PUBLIC WORKS DEPARTMENT  
STORMWATER MANAGEMENT DIVISION  
Public Information Dates: June 11, 2025 and June 18, 2025  
NOTICE OF REQUEST FOR QUALIFICATIONS  
CITY OF FORT WORTH

TO CREATE LIST OF QUALIFIED FIRMS FOR STORMWATER MANAGEMENT PROGRAM CONTRACTING NEEDS  
Electronic submission of Statement of Qualifications (SOQs) for consideration for being placed on a list, will be received by the City of Fort Worth via the Business Procurement Portal until 2:00 P.M., CST, Thursday, July 17, 2025. Immediately thereafter, responses will be opened publicly and read aloud on the Mezzanine level of City Hall, 100 Fort Worth Trail, Fort Worth, Texas 76102 or other officially designated location.

The City will conduct a two-step process to create lists to then select the most qualified firms for projects as they arise.

Step 1 – Request for Qualifications: Respondents shall submit their Statement of Qualifications as detailed in the Instructions. The City will review submitted Statements of Qualifications and create lists by general work category specified. A statement regarding Business Ethics requirements will be required.

Step 2 – Supplemental Evaluations: At the appropriate time, listed Respondents will be asked to submit additional information as to specific qualifications, changes to their teams, and to participate in interviews, if held.

## FORT WORTH.

CITY OF FORT WORTH  
NEIGHBORHOOD SERVICES DEPARTMENT

REQUEST FOR PUBLIC COMMENT  
REGARDING  
ADDITION OF SERVICE LOCATION FOR PUBLIC SERVICE AGENCY  
FUNDED FROM THE  
U.S. DEPARTMENT OF HOUSING AND URBAN DEVELOPMENT (HUD)  
UNDER THE  
COMMUNITY DEVELOPMENT BLOCK GRANT (CDBG) PROGRAM

Publication Date: June 11, 2025

The City of Fort Worth (City) is providing a 30-day public comment period from June 11, 2025 to July 11, 2025 to receive public comments regarding a proposed addition of a new service location for Junior Achievement of the Children's Trail (Junior Achievement Public Service Agency and addition of a service location, Junior Achievement is the recipient of \$50,000.00 in CDBG funds to support programming during the 2024-2025 program year (October 1, 2024 – September 30, 2025).

Junior Achievement is proposing the addition of a new service location to its existing list of service locations. Mary Louisa Phillips Elementary, located at 3020 Bigham Blvd., Fort Worth, TX 76116 will be designated as an official site where services will be provided to children from income-eligible families. No other changes to program activities or funding allocations are anticipated at this time.

All comments must be received no later than 5:00 p.m. on July 11, 2025. Comments and questions may be submitted to Contract Administrator Mary Toranzo by:

Email: Mary.Toranzo@FortWorthTexas.gov  
Phone: (817) 392-4232

## FORT WORTH.

CIUDAD DE FORT WORTH  
DEPARTAMENTO DE SERVICIOS PARA VECINARIOS

SOLICITUD DE COMENTARIOS PÚBLICOS  
SOBRE  
ADICIÓN DE UNA UBICACIÓN DE SERVICIOS PARA UNA AGENCIA DE  
SERVICIOS PÚBLICOS  
FINANCIADA POR EL  
DEPARTAMENTO DE VIVIENDA Y DESARROLLO URBANO DE LOS ESTADOS  
UNIDOS (HUD)  
BAJO EL  
PROGRAMA DE SUBVENCIONES EN BLOQUE PARA EL DESARROLLO  
COMUNITARIO (CDBG)

Fecha de publicación: 11 de junio de 2025

La Ciudad de Fort Worth (Ciudad) ofrece un período de comentarios públicos de 30 días, desde el 11 de junio de 2025 hasta el 11 de julio de 2025, para recibir opiniones del público sobre la propuesta de añadir una nueva ubicación de servicios para Junior Achievement of the Children's Trail (Junior Achievement, una agencia de servicios públicos. Junior Achievement es beneficiaria de \$50,000.00 en fondos CDBG para apoyar la programación durante el año del programa 2024-2025 (del 1 de octubre de 2024 al 30 de septiembre de 2025).

Junior Achievement propone agregar una nueva ubicación a su lista actual de sitios de servicio. La escuela Mary Louisa Phillips Elementary, ubicada en 3020 Bigham Blvd., Fort Worth, TX 76116, será designada como un sitio oficial donde se brindarán servicios a niños de familias con ingresos elegibles. No se anticipan otros cambios en las actividades del programa ni en la asignación de fondos en este momento.

Todos los comentarios deben recibirse a más tardar a las 5:00 p.m. el 11 de julio de 2025. Los comentarios y preguntas pueden enviarse a la Administradora de Contratos Mary Toranzo por:

Correo postal: Ciudad de Fort Worth  
Departamento de Servicios Vecinales  
Attn: Mary Toranzo  
100 Fort Worth Trail  
Fort Worth, TX 76102

Correo electrónico: Mary.Toranzo@FortWorthTexas.gov

Teléfono: (817) 392-4232

## FORT WORTH.

CITY OF FORT WORTH  
NEIGHBORHOOD SERVICES DEPARTMENT

REQUEST FOR PUBLIC COMMENT  
REGARDING  
NOTICE OF INTENT TO CHANGE ACTIVITY TYPE FOR  
PUBLIC SERVICE AGENCY  
FUNDED FROM THE  
U.S. DEPARTMENT OF HOUSING AND URBAN DEVELOPMENT (HUD)  
UNDER THE  
COMMUNITY DEVELOPMENT BLOCK GRANT (CDBG) PROGRAM

Publication Date: June 11, 2025

The City of Fort Worth (City) is providing a 30-day public comment period from June 11, 2025 to July 11, 2025 to receive public comments regarding a proposed addition of a new service location for Junior Achievement of the Children's Trail (Junior Achievement Public Service Agency and addition of a service location, GRI Inc. is the recipient of \$50,000.00 in CDBG funds to support programming during the 2024-2025 program year (October 1, 2024 – September 30, 2025).

GRI Inc. is currently adding a new service location and programming located on supporting youth development. Previously funded under HUD Main Code 050 (Youth Services, ages 13-19), GRI Inc. will transition to HUD Main Code 050 (Child Care Services, ages 6-12) to more accurately reflect the nature of the services provided to children and families. This adjustment aligns the program with HUD-related eligible activities, supporting continued coordination and enhancing program effectiveness.

Current Main Code 050 – Youth Services

New Main Code 050 – Child Care Services

In addition, GRI Inc. is proposing the addition of a new service location to its existing list. The new service location, located at 1111 E. Victory Blvd., Fort Worth, TX 76104, will be designated as an official site where services will be provided to children from income-eligible families. No other changes to program activities or funding allocations are anticipated at this time.

All comments must be received no later than 5:00 p.m. on July 11, 2025. Comments and questions may be submitted to Contract Administrator Mary Toranzo by:

Email: Mary.Toranzo@FortWorthTexas.gov

Phone: (817) 392-4232

## FORT WORTH.

CIUDAD DE FORT WORTH  
DEPARTAMENTO DE SERVICIOS PARA VECINARIOS

SOLICITUD DE COMENTARIOS PÚBLICOS  
SOBRE  
AVISO DE INTENCIÓN DE CAMBIAR EL TIPO DE ACTIVIDAD PARA  
UNA AGENCIA DE SERVICIOS PÚBLICOS Y ADICIÓN DE UNA UBICACIÓN DE SERVICIOS PARA UNA AGENCIA DE  
SERVICIOS PÚBLICOS FINANCIADA POR EL  
DEPARTAMENTO DE VIVIENDA Y DESARROLLO URBANO DE LOS ESTADOS  
UNIDOS (HUD) BAJO EL  
PROGRAMA DE SUBVENCIONES EN BLOQUE PARA EL DESARROLLO  
COMUNITARIO (CDBG)

Fecha de publicación: 11 de junio de 2025

La Ciudad de Fort Worth (Ciudad) ofrece un período de comentarios públicos de 30 días, desde el 11 de junio de 2025 hasta el 11 de julio de 2025, para recibir opiniones del público sobre la propuesta de añadir una nueva ubicación de servicios para Junior Achievement of the Children's Trail (Junior Achievement, una agencia de servicios públicos. Junior Achievement es beneficiaria de \$50,000.00 en fondos CDBG para apoyar la programación durante el año del programa 2024-2025 (del 1 de octubre de 2024 al 30 de septiembre de 2025).

GRI Inc. actualmente ofrece servicios integrados y programación ubicada en apoyar al desarrollo juvenil. Anteriormente financiada bajo el Código de Main Code 050 (Servicios para Jóvenes, edades de 13 a 19 años), GRI Inc. hará la transición al Código de Main Code 050 (Servicios de Cuidado Infantil, edades de 6 a 12 años) para reflejar con mayor precisión la naturaleza de los servicios proporcionados a niños y familias. Este ajuste alinea el programa con las actividades elegibles relacionadas con HUD, lo que mejora la coordinación y mejora la efectividad del programa.

Código de Main Code 050 – Servicios para Jóvenes

Nuevo Código de Main Code 050 – Servicios de Cuidado Infantil

Además, GRI Inc. propone la incorporación de una nueva ubicación a su lista actual de sitios de servicio. La Oficina Administrativa, ubicada en 1111 E. Victory Blvd., Fort Worth, TX 76104, será designada como un sitio oficial donde se ofrecerán servicios a niños de familias con ingresos elegibles. No se anticipan otros cambios en las actividades del programa ni en la asignación de fondos en este momento.

Todos los comentarios deben recibirse a más tardar a las 5:00 p.m. el 11 de julio de 2025. Los comentarios y preguntas pueden enviarse a la Administradora de Contratos Mary Toranzo por:

Correo postal: Ciudad de Fort Worth  
Departamento de Servicios Vecinales  
Attn: Mary Toranzo  
100 Fort Worth Trail  
Fort Worth, TX 76102

Correo electrónico: Mary.Toranzo@FortWorthTexas.gov

Teléfono: (817) 392-4232





Chris Torres | cltorres@star-telegram.com

Madlyn Walter, 10, watches her mother, Koleen Busby, and other Circle L5 Drill team members practice at Papa Dottie Arena in east Fort Worth.



Chris Torres | cltorres@star-telegram.com

Bystanders watch as the Circle L 5 drill team practices at Papa Dottie Arena in east Fort Worth.

FROM PAGE 1A

## RIDING CLUB

Circle L 5 works to maintain the legacy and representation of Black Cowboys and an extended community for Black people who have embraced cowboy culture.

Morrell Bell watched a recent practice. At 81, he is the oldest member of Circle L 5. He first saw the group in a parade in 1969 in Alvarado. Bell, impressed by their wardrobe of white shirts, Black chaps, and the Circle L 5 emblem on their saddles, wanted to be a part of the group. He bought a horse before he joined the the group in 1975 and has watched as his son and grandson learned to ride and care for horses.

He says he finds peace in riding — it relaxes his mind and reflects a life he's always wanted. For Bell, a cowboy is not what you wear or say but where your heart carries you.

"It's what you want to be," Bell said. "That's the life you want to live."

Ed "Pop" Landers, along with four other Black equestrians, first created the Silver Saddles in 1949, named after the ornate silver work on their saddles. They wanted to participate in parades and rodeos with their white peers. The Fort Worth Stock Show did not allow Black cowboys to compete

in the rodeo until 1956.

**CIRCLE L 5 IS FOUNDED**

After a few years, the small group switched its look, as the cost of adding silver to saddles became too burdensome. In 1951, Landers, while talking with four others about creating a new riding club, used a stick and carved a circle in the dirt. Someone suggested adding "L," to honor Landers and the Circle L 5 was founded.

Today, Circle L 5 is more than a riding club — it's an extended family for many. There are over 90 members — 50 are active and the rest are lifetime members or have been in the club for over 20 years and still pay dues. Circle L 5 is a nonprofit organization that participates in parades and competes in events, while giving back to the community through fundraisers or small community events.

Some members aren't riders but support the group through its nonprofit work or just participate in the parades.

Minnie Strawther, 91, has owned the land where Circle L 5 members practice since the early '70s. It's off of Wilbarger Street between east Loop 820 and just west of Lake Arlington. Strawther and her late husband Willie

moved to Fort Worth in 1951 in Stop 6, where they found other Black riders and eventually joined the riding club.

Circle L 5 had stalls in the Stop 6 neighborhood but had to move when the property owners sold then land. Strawther and her husband had bought their current location and invited Circle L 5 to move their horses to the property.

Strawther hasn't ridden a horse since she was a young girl but still is a social member of the club. Before her husband died a few years ago, he asked Circle L 5 members to take care of his wife when he was gone, and that's what they have done since, Strawther said.

"I don't have family members that did any more for me than Circle L 5," Stawther said.

Jared Howard II is one of the newest members of the club. The 25-year-old has been fascinated with horses since he was a teenager and learned about Circle L 5 when he started trail riding. He officially joined the club this year.

In 2022, he started his own equestrian company called 2 R Equine, which provides trail rides, horse riding lessons, photo shoots, and more.

### NO BLACK COWBOYS? THINK AGAIN

When people think of cowboys, it's usually someone with blue eyes and blonde hair as is often depicted by Hollywood, Howard said, but Black cowboys have always existed.

"A lot of people have no idea that there are Black cowboys," Howard said. "So I think it's important to maintain that image, because it's important to know your history and operate and live in your history."

When Lesa Ellinger first started riding, other women asked why she rode horses. She notes that African Americans have been ranchers and cowboys since emancipation and helped create the same competitions Circle L 5 and other riding groups participate in today. She wants to help carry on that tradition.

"We're here for our community," Ellinger said. "We're here to educate children as well as people just the same. Anybody can join the club, anybody can learn to ride, anybody can join the drill team. Create whatever you want to do. We just like to keep the legacy going."



Chris Torres | cltorres@star-telegram.com

TCU Chancellor Daniel Pullin greets incoming freshmen during a "Frog Camp" event on TCU's campus on July 11.

FROM PAGE 1A

## TUITION

vary. Rice University also has a program that covers tuition, fees and room and board for qualifying students.

As a private institution, TCU's tuition rates are the same for Texas residents and out-of-state students.

complete the Free Application for Federal Student Aid and have "exceptional financial need." During the 2022-23 academic year, 1,417 undergraduates at TCU were awarded Pell Grants, according to data from the National Center for Education Statistics.

Over 55% of students in TCU's class of 2028 are from outside of Texas.

Full-time tuition for both semesters of the 2025-26 academic year is \$63,500. Housing and food for students living on campus is a total of \$18,020 for both semesters.

Pell Grants are awarded to undergraduates who



### CITY OF FORT WORTH NEIGHBORHOOD SERVICES DEPARTMENT

#### REQUEST FOR PUBLIC COMMENT REGARDING SUBSTANTIAL AMENDMENT TO THE 2024-2025 ACTION PLAN and NOTICE OF INTENT TO CHANGE PROGRAM FOR PUBLIC SERVICE AGENCY FUNDED FROM THE U.S. DEPARTMENT OF HOUSING AND URBAN DEVELOPMENT (HUD) UNDER THE COMMUNITY DEVELOPMENT BLOCK GRANT (CDBG) PROGRAM

Publication Date: August 6, 2025

The City of Fort Worth (City) is providing a 30-day public comment period from August 6, 2025 to September 5, 2025 to receive public comments regarding a proposed change in the activity type for the Boys and Girls Club of Greater Tarrant County (BGCCTC), a Public Service Agency. BGCCTC is the recipient of \$80,000.00 in CDBG funds to support programming during the 2024-2025 program year (October 1, 2024 – September 30, 2025).

The Boys & Girls Clubs of Greater Tarrant County (BGCCTC) currently delivers a comprehensive array of services designed to foster the healthy development and well-being of children and youth. Historically, these services have been funded under HUD CDBG Matrix Code 05D – Youth Services, which is designated for programming that benefits individuals between the ages of 13 and 19.

However, upon internal review, it has been determined that the majority of individuals served through the program fall within the age range of 0 to 12 years. As a result, BGCCTC will transition its program classification to HUD Matrix Code 05L – Child Care Services to more accurately reflect the nature of services provided and the population served. This transition is intended to ensure compliance with HUD regulations by aligning the program's scope with eligible activities as defined under the Community Development Block Grant (CDBG) guidelines.

In conjunction with this matrix code adjustment, both programmatic and financial benchmarks will be revised accordingly. The number of unduplicated clients to be served under the CDBG-funded portion of the program will be adjusted from 380 to 262 individuals, based on revised service capacity and program scope. Consequently, the CDBG funding allocation will be reduced from \$80,000.00 to \$55,158.86, maintaining an appropriate cost-per-client ratio and ensuring the continued efficiency and effectiveness of program delivery.

This amendment will support BGCCTC's commitment to regulatory compliance, fiscal responsibility, and the accurate reporting of eligible program activities under HUD guidelines.

Current Matrix Code	New Matrix Code
05D – Youth Services	05L – Child Care Services

All comments must be received no later than 5:00 p.m. on September 5, 2025. Comments and questions may be submitted to Community Development Manager Juliet Moses by:

**Mail:** City of Fort Worth  
Neighborhood Services Department  
Attn: Juliet Moses  
100 Fort Worth Trail  
Fort Worth, TX 76102  
[Juliet.Moses@FortWorthTexas.gov](mailto:Juliet.Moses@FortWorthTexas.gov)

**Email:** [Juliet.Moses@FortWorthTexas.gov](mailto:Juliet.Moses@FortWorthTexas.gov)

**Phone:** (817) 392-6203



### CIUDAD DE FORT WORTH DEPARTAMENTO DE SERVICIOS PARA VECINDARIOS

#### SOLICITUD DE COMENTARIOS PÚBLICOS SOBRE LA MODIFICACIÓN SUSTANCIAL AL PLAN DE ACCIÓN 2024-2025

#### Y AVISO DE INTENCIÓN DE CAMBIO DE PROGRAMA PARA AGENCIA DE SERVICIOS PÚBLICOS

#### FINANCIADO POR EL DEPARTAMENTO DE VIVIENDA Y DESARROLLO URBANO DE LOS ESTADOS UNIDOS (HUD) BAJO EL

#### SUBVENCIONES EN BLOQUE PARA EL DESARROLLO COMUNITARIO (CDBG por sus siglas en inglés)

Fecha de Publicación: 6 de agosto de 2025

La Ciudad de Fort Worth (la Ciudad) ofrece un período de comentarios públicos de 30 días, del 6 de agosto de 2025 al 5 de septiembre de 2025, para recibir comentarios del público sobre un cambio propuesto en el tipo de actividad de Boys and Girls Club del Gran Condado de Tarrant (BGCCTC), una agencia de servicios públicos. BGCCTC es beneficiaria de \$80,000.00 en fondos CDBG para apoyar su programación durante el año del programa 2024-2025 (del 1 de octubre de 2024 al 30 de septiembre de 2025).

Los Boys & Girls Clubs del Gran Condado de Tarrant (BGCCTC) actualmente ofrecen una variedad integral de servicios diseñados para promover el desarrollo saludable y el bienestar de niñas, niños y jóvenes. Históricamente, estos servicios han sido financiados bajo el Código de Matriz 05D del programa CDBG de HUD – Servicios para Jóvenes, el cual está destinado a programas que benefician a personas entre los 13 y 19 años de edad.

Sin embargo, tras una revisión interna, se ha determinado que la mayoría de las personas atendidas a través del programa se encuentran en el rango de edad de 0 a 12 años. Como resultado, BGCCTC cambiará la clasificación de su programa al Código de Matriz 05L de HUD – Servicios de Cuidado Infantil, para reflejar con mayor precisión la naturaleza de los servicios proporcionados y la población atendida. Esta transición tiene como objetivo garantizar el cumplimiento de las regulaciones de HUD, alineando el alcance del programa con las actividades elegibles definidas bajo las directrices del programa de Subvenciones en Bloque para el Desarrollo Comunitario (CDBG).

En conjunto con este ajuste en el código de matriz, se revisarán tanto los indicadores programáticos como financieros en consecuencia. El número de clientes no duplicados que serán atendidos bajo la parte del programa financiada con fondos CDBG se ajustará de 380 a 262 personas, basado en la capacidad de servicio y el alcance del programa revisados. En consecuencia, la asignación de fondos CDBG se reducirá de \$80,000.00 a \$55,158.86, manteniendo una proporción adecuada de costo por cliente y asegurando la eficiencia y efectividad continua en la entrega del programa.

Esta enmienda apoyará el compromiso de BGCCTC con el cumplimiento normativo, la responsabilidad fiscal y la presentación precisa de las actividades elegibles del programa conforme a las directrices de HUD.

Código de Matriz Actual	Nuevo Código de Matriz
05D – Servicios para Jóvenes	05L – Servicios de Cuidado Infantil

Todos los comentarios deberán recibirse a más tardar a las 5:00 p.m. del 5 de septiembre de 2025. Los comentarios y preguntas pueden enviarse a la Gerente de Planificación de Desarrollo Comunitario, Juliet Moses, a través de:

**Correo postal:** Ciudad de Fort Worth  
Departamento de Servicios Vecinales  
Attn: Juliet Moses  
100 Fort Worth Trail  
Fort Worth, TX 76102  
[Juliet.Moses@FortWorthTexas.gov](mailto:Juliet.Moses@FortWorthTexas.gov)

**Correo electrónico:** [Juliet.Moses@FortWorthTexas.gov](mailto:Juliet.Moses@FortWorthTexas.gov)

**Teléfono:** (817) 392-6203

**Asistencia En Español:** para que le interpreten la solicitud en Español, llame al 817-392- 8454.