


APPENDIX

E

# Survey Results

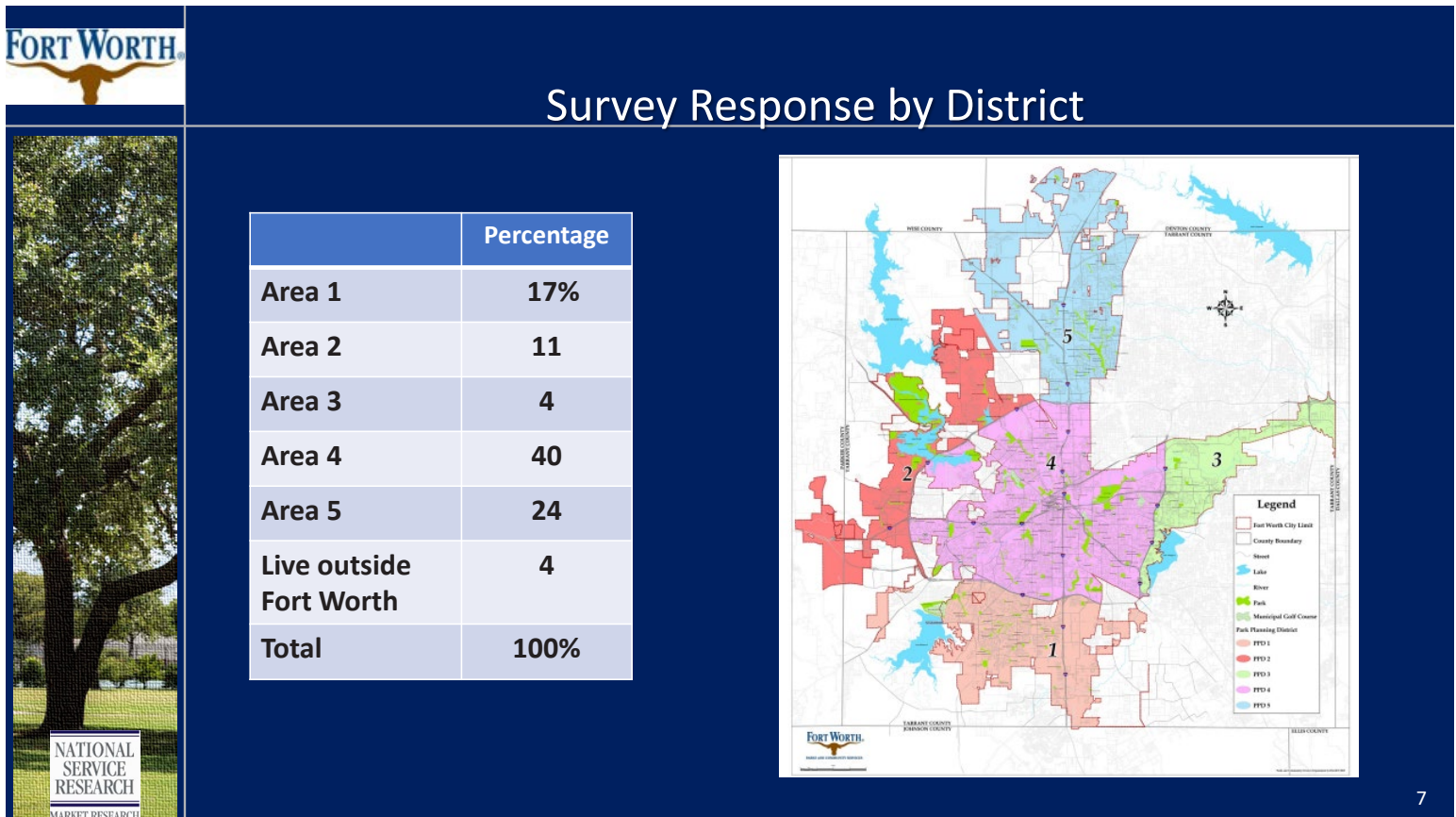




# Statistically Valid Survey Report

**1,643**  
Survey Responses

This appendix presents the full results of the statistically valid survey conducted as part of the community engagement process. The survey gathered representative input from residents to ensure that the master plan reflects the priorities and needs of Fort Worth's diverse population. Each survey question is broken down with detailed response data, key insights, and analysis to highlight trends, preferences, and areas of opportunity. The findings from this report directly informed the plan's recommendations, ensuring data-driven decision-making in shaping the future of Fort Worth's parks and public realm.

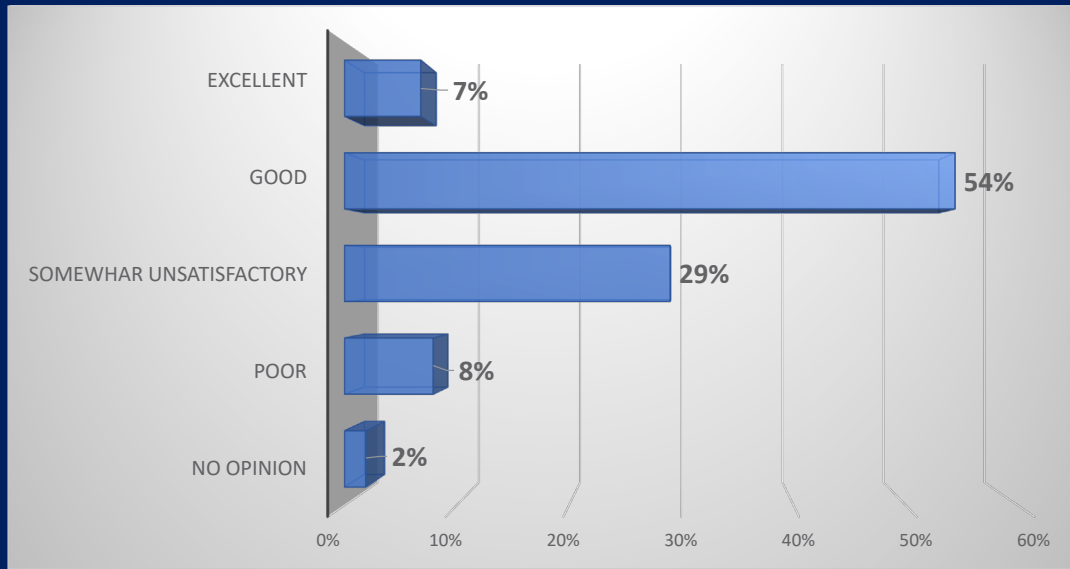






## Rating of Fort Worth Parks and Recreational Opportunities

*More than half of survey respondents (61%) rated the Fort Worth parks and recreational opportunities as excellent or good.*



8



## Rating of Fort Worth Parks and Recreational Opportunities by District

*District 5 showed slightly lower ratings than other districts. 43% rated parks and recreational opportunities as somewhat unsatisfactory or poor.*

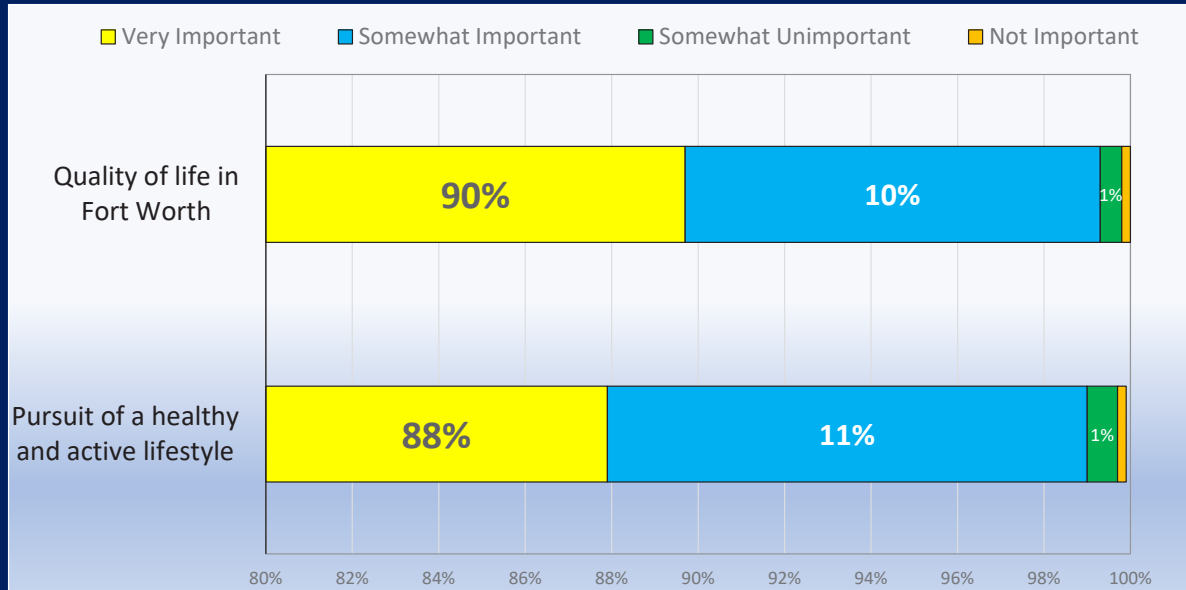
	All Respondents	Area 1	Area 2	Area 3	Area 4	Area 5
Excellent	7%	9%	7%	3%	5%	7%
Good	54%	56%	55%	59%	57%	47%
Somewhat Unsatisfactory	29%	27%	29%	24%	29%	32%
Poor	8%	7%	7%	11%	7%	11%
No Opinion	2%	1%	2%	3%	1%	3%

9



## Importance of quality parks, facilities and programs are to the overall:

*Respondents feel quality parks, facilities and programs are very important to the overall quality of life in Fort Worth and the pursuit of a healthy and active lifestyle.*

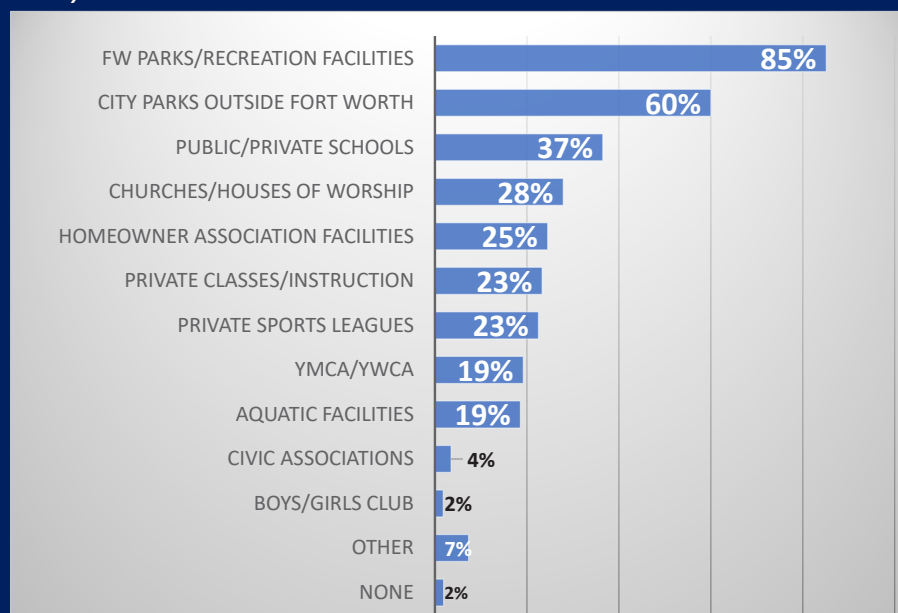


10



## Household Use of Facilities for Indoor and Outdoor Recreation

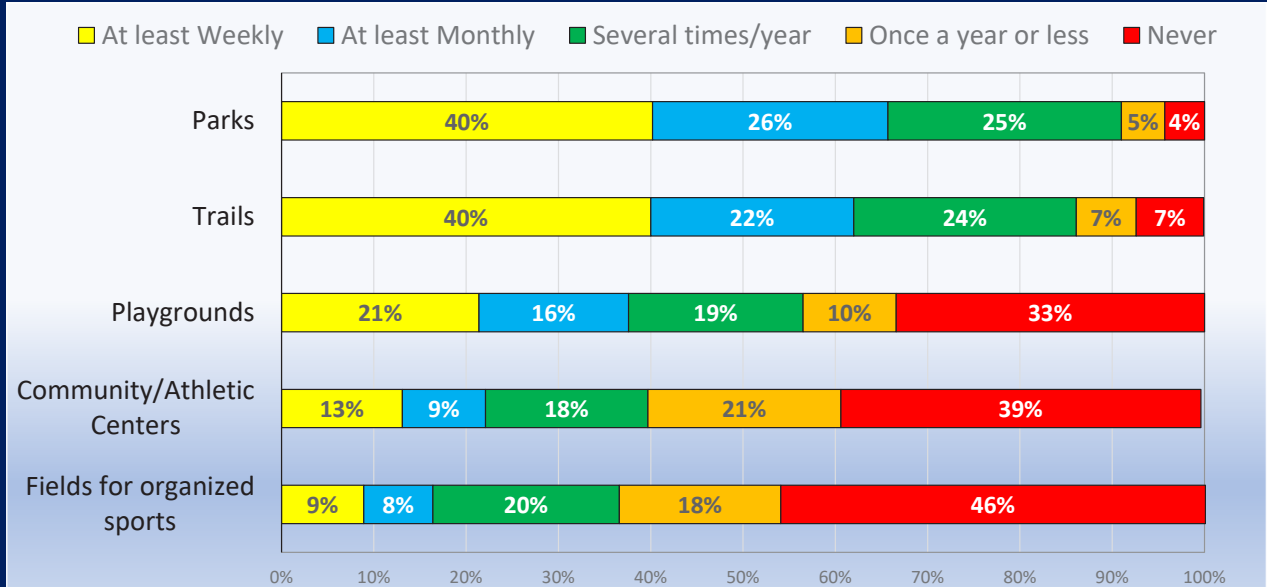
*Respondent households use Fort Worth park facilities as well and other facilities inside and outside the city.*



11

## Frequency of Use – City of Fort Worth Facilities

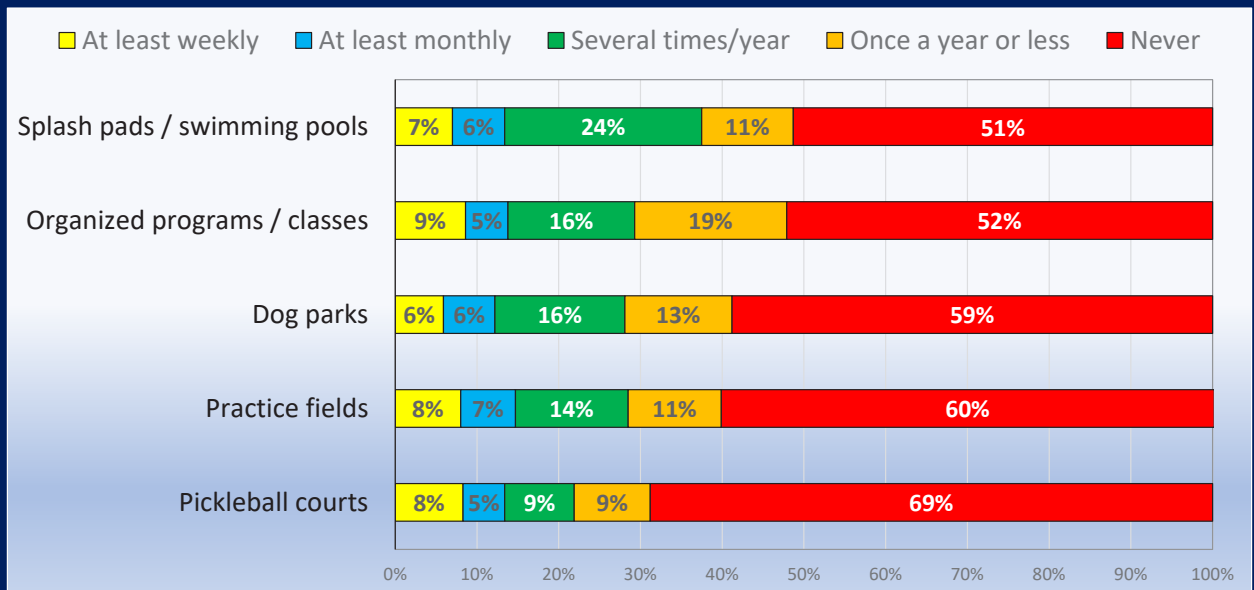
This chart depicts the most frequently used park facilities in Fort Worth.



12

## Frequency of Use – City of Fort Worth Facilities (Continued)

This chart depicts facilities used by 31% to 49% of respondents.

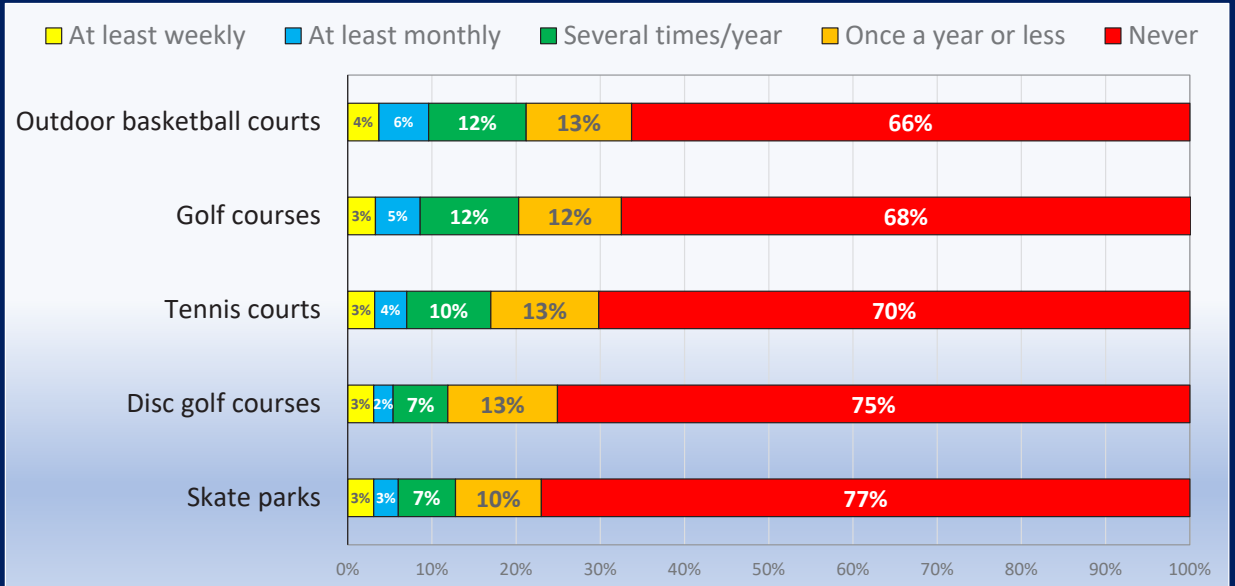


13



## Frequency of Use – City of Fort Worth Facilities (Continued)

*This chart depicts facilities that are used by 23% to 34% of respondents.*

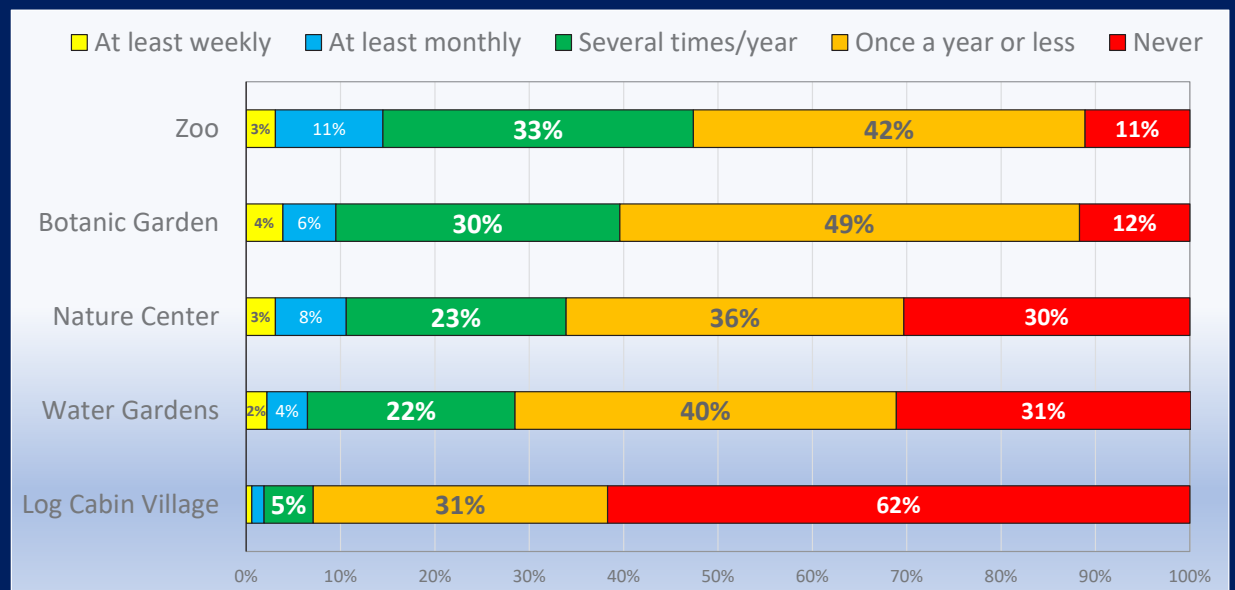


14



## Frequency of Use – City of Fort Worth Facilities (Continued)

*This chart depicts special use facilities that are used by 38% to 89% of respondents.*



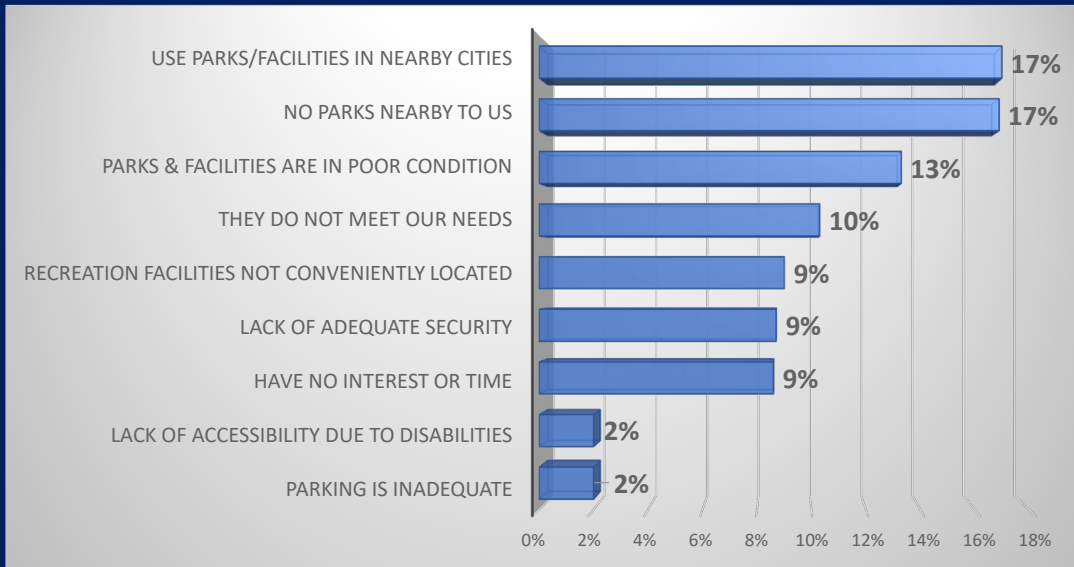
15





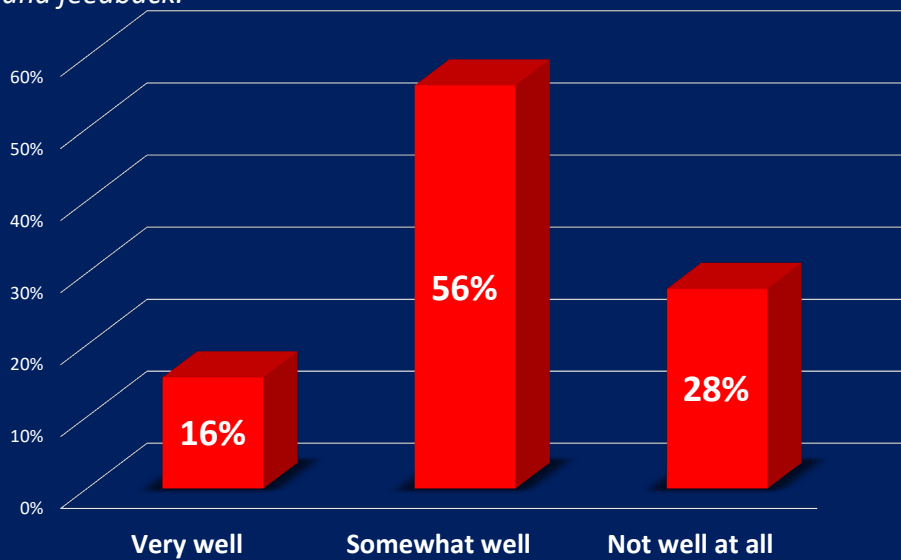
# If your household members do not use Fort Worth parks, facilities, programs or events, what are the primary reasons that prevent you from using them?

*Primary reasons respondents do not use Fort Worth parks and facilities are; they are using parks/facilities in nearby cities and no parks nearby.*



# How well does the Fort Worth Park and Recreation Department listen and respond to citizen suggestions and feedback?\*

*72% of respondents reported the FWPARD does very or somewhat well at responding to citizen suggestions and feedback.*



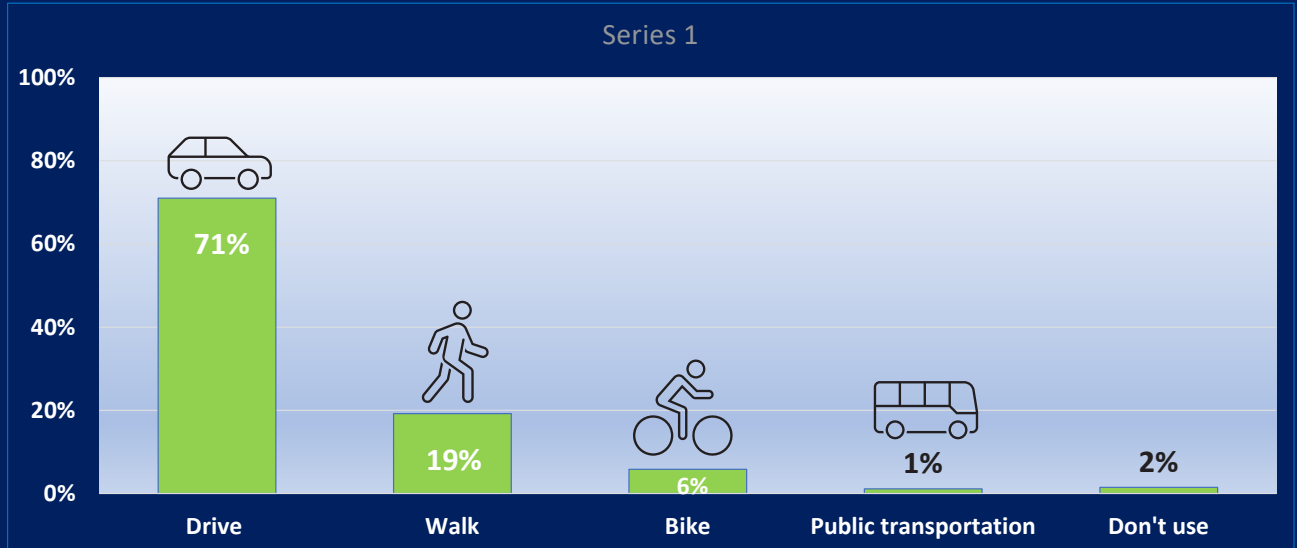
\*Excludes no opinion responses





## How do you and members of your household typically travel to parks and recreation facilities that you use?

*A majority of respondents drive to parks and recreation facilities.*

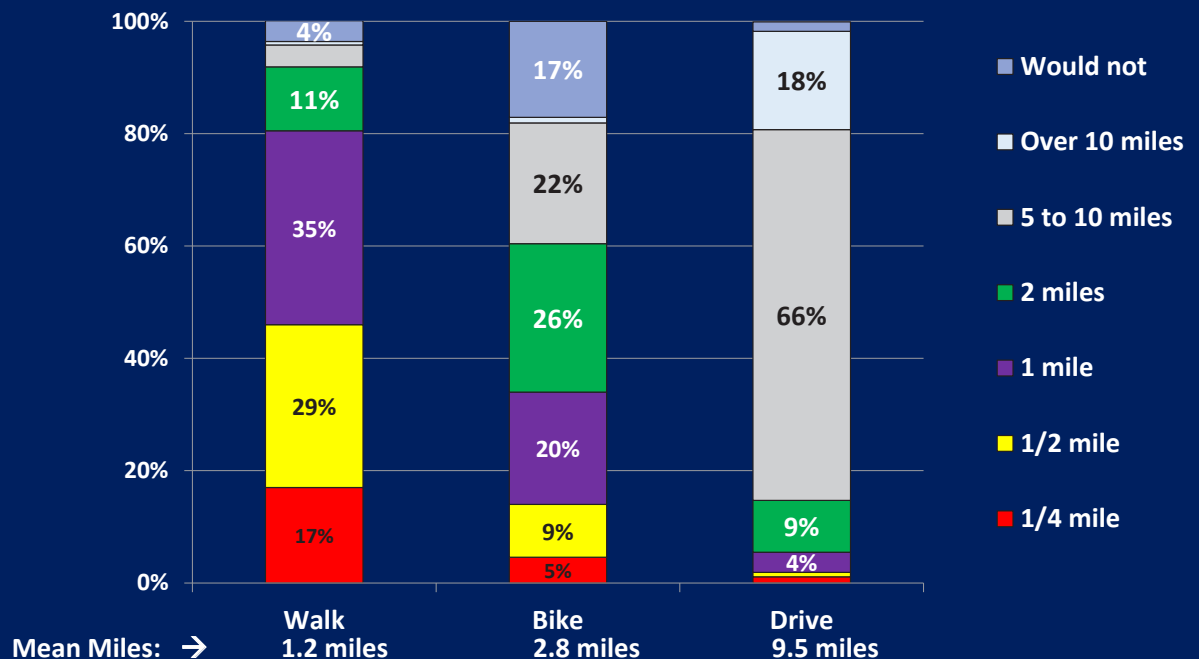


Fort Worth Parks, Recreation and Open Space Master Plan Citizen Survey, February 2024

18



## What is the maximum number of miles you and members of your household would be willing to walk, bike or drive to a park or recreation facility that has the amenities or programs that are most important?

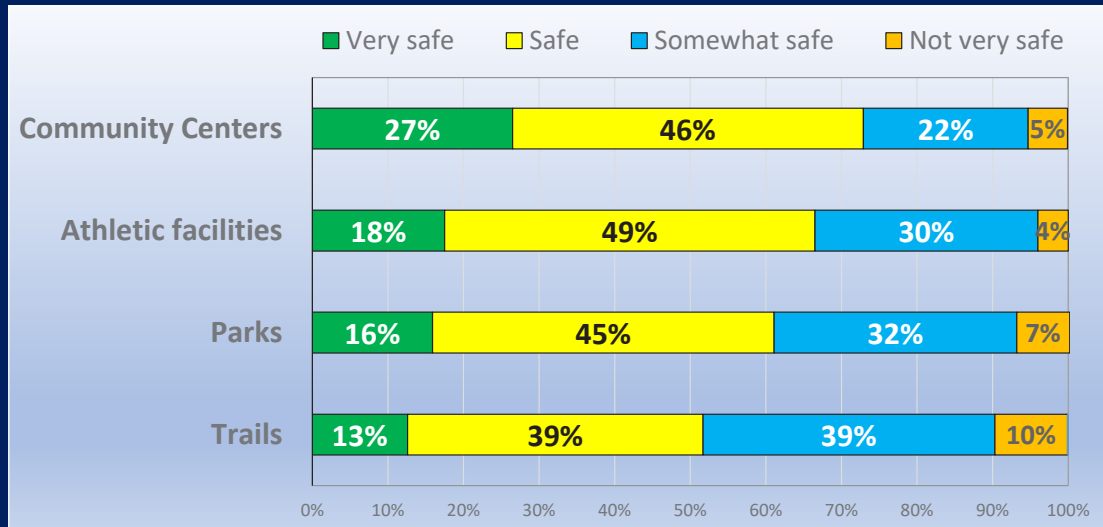


Fort Worth Parks, Recreation and Open Space Master Plan Citizen Survey, February 2024

19

## Overall, how safe do you feel when visiting each of the following facilities in Fort Worth?\*

*A majority of respondents feel safe when visiting these park facilities in Fort Worth.*



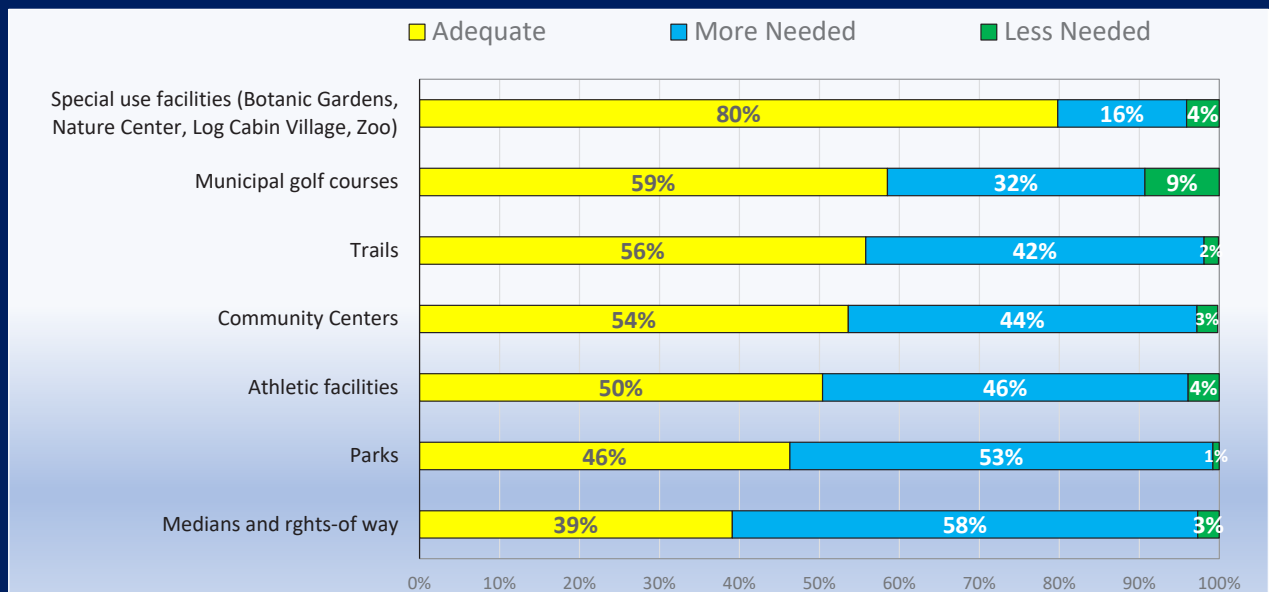
\*Excludes don't use/don't know responses

Fort Worth Parks, Recreation and Open Space Master Plan Citizen Survey, February 2024

20

## How would you rate the maintenance and upkeep of Fort Worth parks and recreation facilities?

*This data will assist the FWPARC prioritize maintenance schedules.*



\*Excludes not aware/don't use responses

Fort Worth Parks, Recreation and Open Space Master Plan Citizen Survey, February 2024

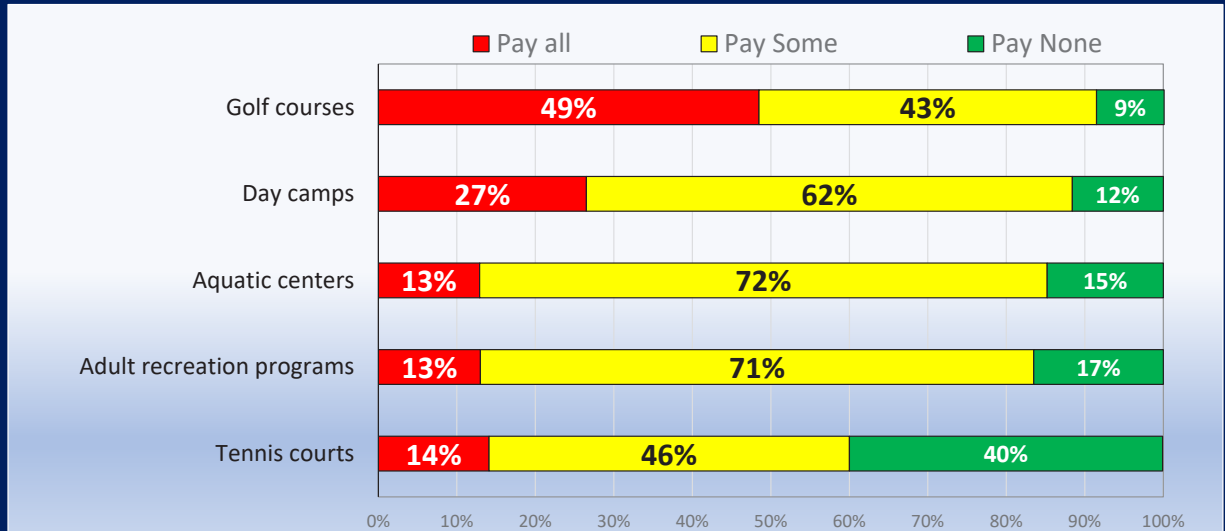
21





Nationally people who visit or use parks and recreation facilities and/or programs often pay a share of the cost to operate and maintain those facilities. Do you feel the user in Fort Worth should pay ALL, SOME or NONE of the cost for the operation of these facilities?

*This data will assist the FWPARD determine user fees.*



*\*Excludes no opinion/not familiar responses*

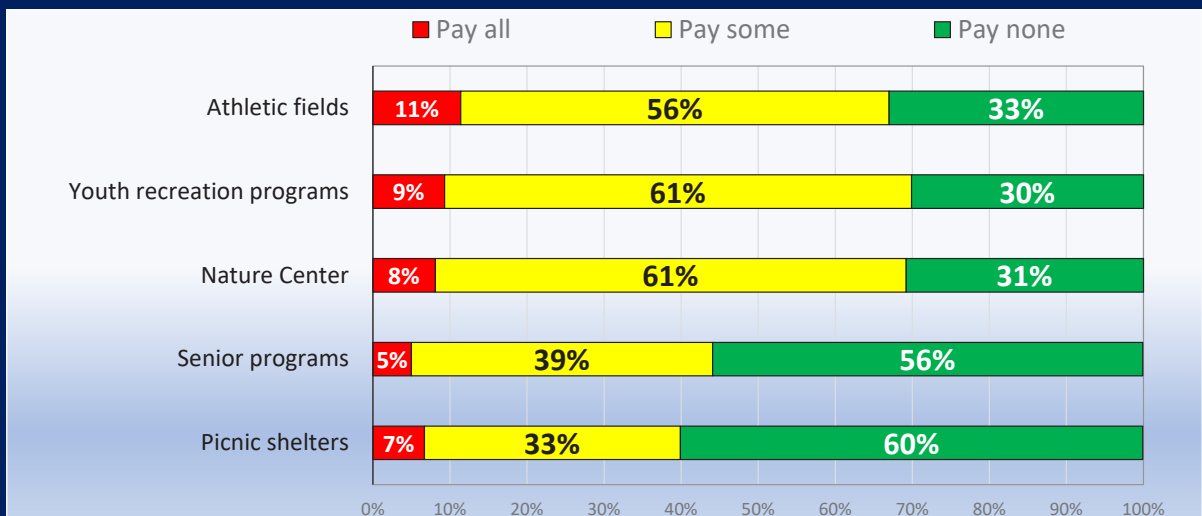
Fort Worth Parks, Recreation and Open Space Master Plan Citizen Survey, February 2024

22



Nationally people who visit or use parks and recreation facilities and/or programs often pay a share of the cost to operate and maintain those facilities. Do you feel the user in Fort Worth should pay ALL, SOME or NONE of the cost for the operation of these facilities?

*This data will assist the FWPARD determine user fees.*



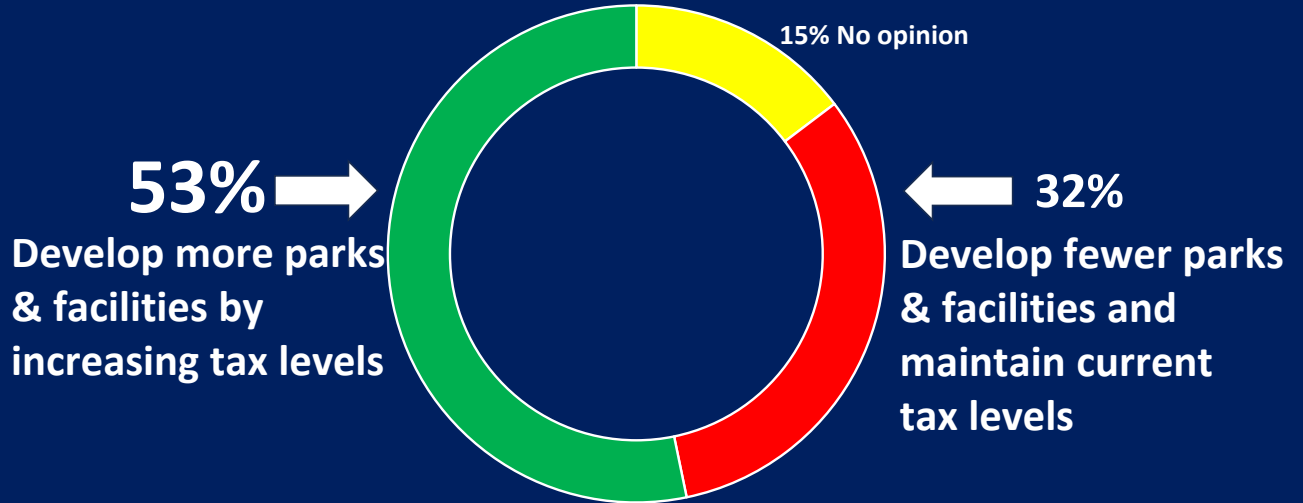
*\*Excludes no opinion/not familiar responses*

Fort Worth Parks, Recreation and Open Space Master Plan Citizen Survey, February 2024

23

## Do you think the Fort Worth Park and Recreation Department should:

*More than half of respondents are willing to pay more taxes for additional parks and facilities.*

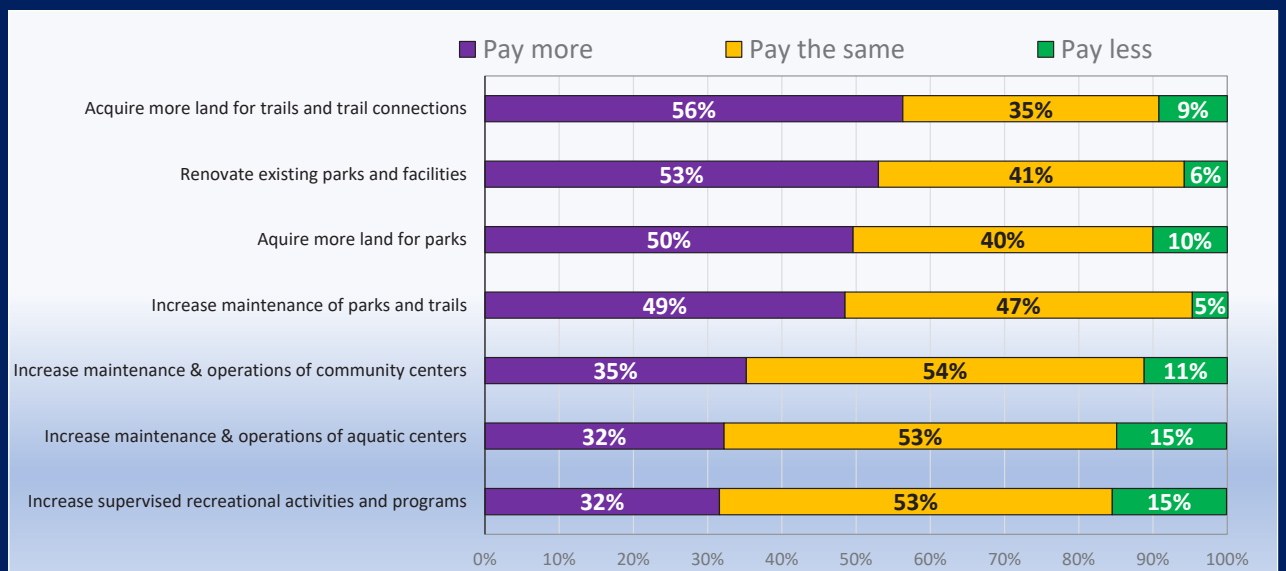


Fort Worth Parks, Recreation and Open Space Master Plan Citizen Survey, February 2024

24

Currently 7 cents of every dollar is dedicated to providing funds to park and recreation services in the City's general fund operating budget. Would you be willing to pay more, the same or less for each item listed below?

*This data will assist the FWPRD determine future park and recreation priorities.*



*\*Excludes don't know/not familiar responses*

Fort Worth Parks, Recreation and Open Space Master Plan Citizen Survey, February 2024

25



## Which strategy is the MOST important to you for the Park and Recreation Department to focus on within the next 5 years?

*This data will assist the FWPARD determine future park and recreation priorities.*

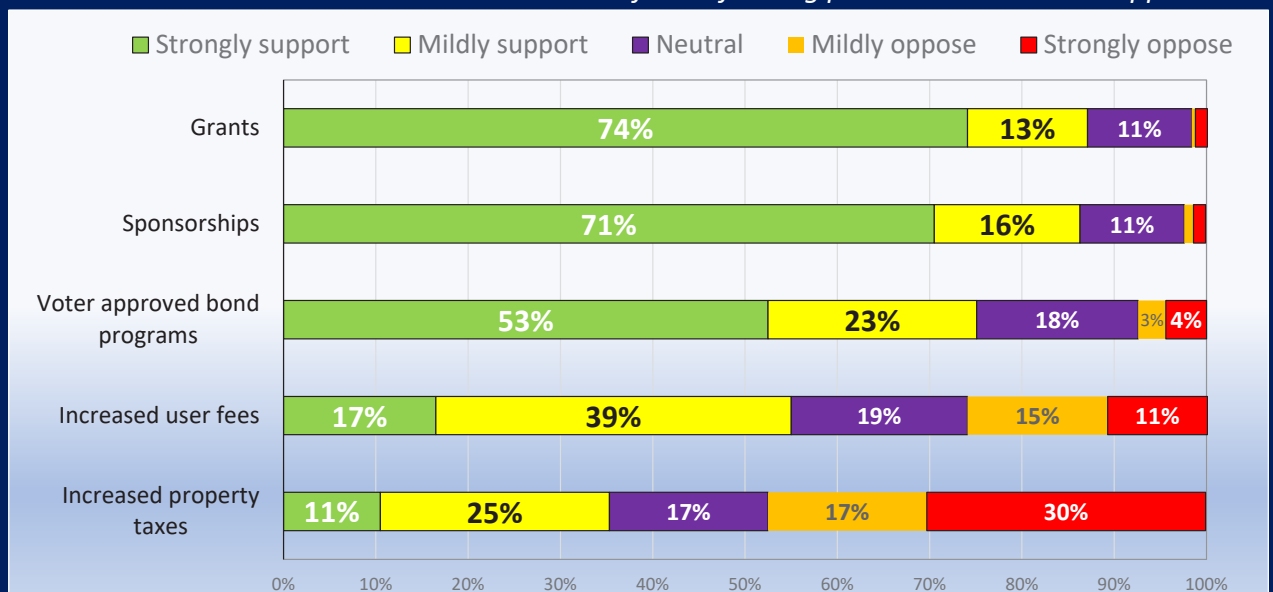
PRIORITY Rank	Facility
1	Renovate existing parks and facilities
2	Increase maintenance of parks and trails
3	Acquire more land for trails and trail connections
4	Acquire more land for parks
5	Increase maintenance & operations of community centers
6	Increase supervised recreational activities & programs
7	Increase maintenance & operations of aquatic centers

Fort Worth Parks, Recreation and Open Space Master Plan Citizen Survey, February 2024

26

## How strongly do you support EACH option to fund new parks and facilities and/or additions to existing parks and facilities?

*This data will assist the FWPARD determine future funding priorities that citizen support.*



Fort Worth Parks, Recreation and Open Space Master Plan Citizen Survey, February 2024

27



## Fort Worth Park Facility Priorities

•This data will help guide the City's park and recreation priorities.

Facility	3-Definitely Needed	2-Somewhat Needed	1-Not Needed	No Opinion	Mean Score	PRIORITY Rank
Additional hike/bike/walk trails	56%	30%	7%	7%	2.52	1
Additional trail connections throughout the city	60	26	6	8	2.59	2
Open spaces/natural areas	61	27	5	7	2.61	3
Playgrounds	51	30	8	11	2.49	4
Recreational activities along Trinity River	41	34	12	13	2.34	5
Benches/seating areas	42	35	10	13	2.37	6
Athletic fields – lighted	29	27	14	30	2.22	7
Dog parks	24	32	22	22	2.02	8

•The mean score is a weighted calculation of the 3, 2, 1 scores excluding the no opinion responses.

•The priority rank lists the respondents (top three summed together ) most important facilities or amenities.

Fort Worth Parks, Recreation and Open Space Master Plan Citizen Survey, February 2024

28



## Fort Worth Park Facility Priorities (Continued)


•This data will help guide the City's park and recreation priorities.

Facility	3-Definitely Needed	2-Somewhat Needed	1-Not Needed	No Opinion	Mean Score	PRIORITY Rank
Educational signage in parks and along trails	35%	38%	16%	11%	2.20	9
Multi-use courts (tennis, basketball, pickleball)	34	36	10	20	2.31	10
Pickleball Courts	20	27	22	31	1.97	11
Picnic shelters/picnic tables	37	42	9	12	2.32	12
Off road bike trails	25	34	17	24	2.10	13
Ball fields (football, soccer, rugby, field hockey)	21	31	15	33	2.09	14
Outdoor covered gym	20	28	26	26	1.93	15
Ball fields (baseball, softball)	19	29	17	35	2.02	16


Fort Worth Parks, Recreation and Open Space Master Plan Citizen Survey, February 2024

29


The mean score and priority rank will not always coincide



The mean score and priority rank will not always coincide







The mean score and priority rank will not always coincide



## Fort Worth Park Facility Priorities (Continued)

•This data will help guide the City's park and recreation priorities.

Facility	3-Definitely Needed	2-Somewhat Needed	1-Not Needed	No Opinion	Mean Score	PRIORITY Rank
Basketball courts	20%	33%	15%	32%	2.07	17
Disc golf courses	8	22	33	37	1.62	18
Athletic practice fields – not lighted	13	31	22	34	1.87	19
Tennis courts	14	31	24	31	1.85	20
Skate parks	14	31	25	30	1.85	21
Equestrian center	9	19	35	37	1.57	22
Volleyball courts	13	33	22	32	1.87	23

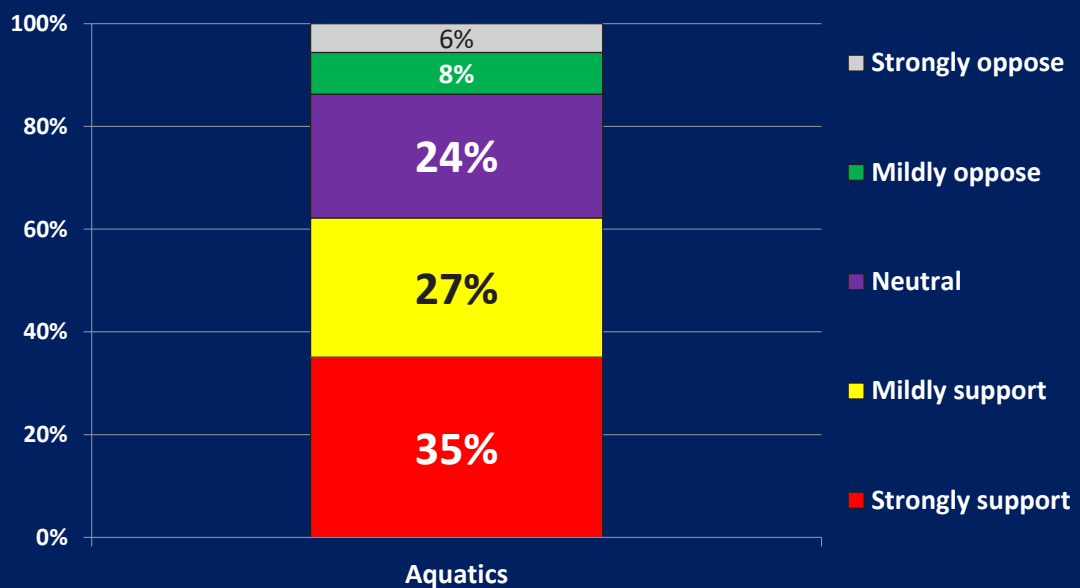
Fort Worth Parks, Recreation and Open Space Master Plan Citizen Survey, February 2024

30




## How strongly would you support the Parks Department investing in aquatics?

•62% of respondents strongly or mildly support the Parks Department investing in aquatics.



Fort Worth Parks, Recreation and Open Space Master Plan Citizen Survey, February 2024

31




## How strongly would you support the Parks Department investing in aquatics? – By District

•Area 4 has stronger support for the Parks Department investing in aquatics.

	All Respondents	Area 1	Area 2	Area 3	Area 4	Area 5
Strongly support	35%	33%	28%	32%	<b>43%</b>	29%
Mildly support	27	26	30	24	27	28
Neutral	24	23	26	35	21	24
Mildly oppose	8	9	11	6	6	10
Strongly oppose	6	9	5	3	3	9

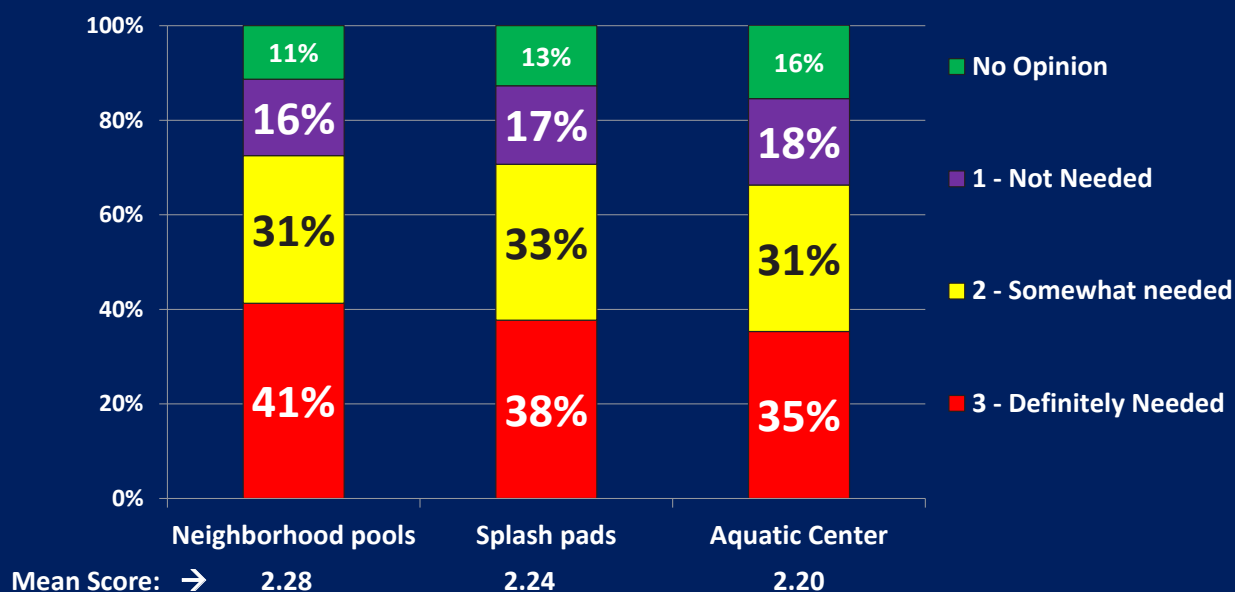
Fort Worth Parks, Recreation and Open Space Master Plan Citizen Survey, February 2024

32



## Which of the following types of aquatic amenities are needed?

•There is strong support for all three aquatic facilities.



Fort Worth Parks, Recreation and Open Space Master Plan Citizen Survey, February 2024

33



## Which of the following types of aquatic amenities are needed? By District – Neighborhood Pools

•There is strong support for neighborhood pools in Area 4.

	All Respondents	Area 1	Area 2	Area 3	Area 4	Area 5
3 – Definitely Needed	41%	42%	26%	42%	<b>51%</b>	34%
2 – Somewhat Needed	31	30	43	23	28	35
1 – Not Needed	16	15	25	18	12	21
No Opinion	11	13	6	17	10	9
<b>Mean Score</b>	<b>2.28</b>	<b>2.30</b>	<b>2.01</b>	<b>2.29</b>	<b>2.43</b>	<b>2.14</b>

•The mean score is a weighted calculation of the 3, 2, 1 scores excluding the no opinion responses.

## Which of the following types of aquatic amenities are needed? By District – Splash Pads

•There is strong support for splash pads in all areas.

	All Respondents	Area 1	Area 2	Area 3	Area 4	Area 5
3 – Definitely Needed	38%	36%	38%	39%	39%	37%
2 – Somewhat Needed	33	32	33	27	35	33
1 – Not Needed	17	15	21	9	15	20
No Opinion	13	17	8	24	11	9
<b>Mean Score</b>	<b>2.24</b>	<b>2.26</b>	<b>2.19</b>	<b>2.40</b>	<b>2.27</b>	<b>2.19</b>

## Which of the following types of aquatic amenities are needed? By District – Aquatic Center

•There is stronger support for an aquatic center in Area 4.

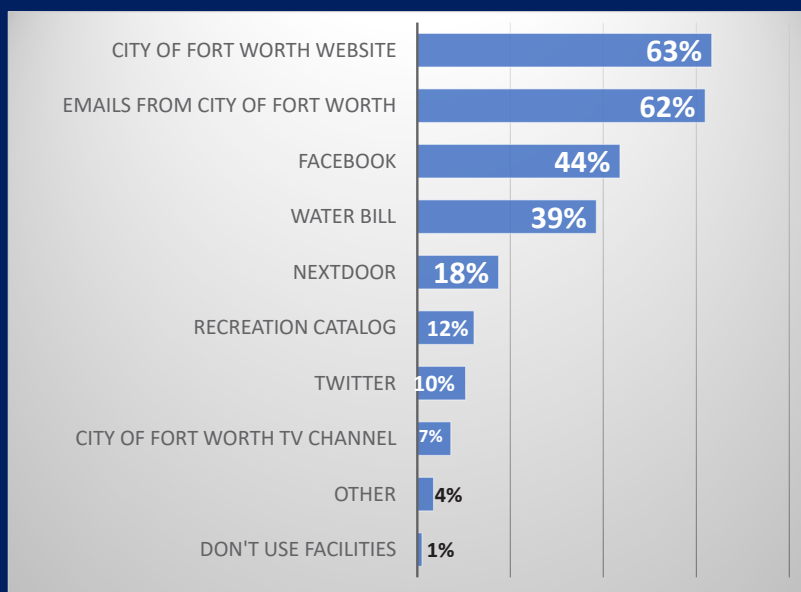
	All Respondents	Area 1	Area 2	Area 3	Area 4	Area 5
3 – Definitely Needed	35	34%	30%	36%	39%	35%
2 – Somewhat Needed	31	30	32	29	32	30
1 – Not Needed	18	21	22	12	15	23
No Opinion	16	15	16	23	14	12
<b>Mean Score</b>	<b>2.20</b>	<b>2.14</b>	<b>2.09</b>	<b>2.31</b>	<b>2.28</b>	<b>2.14</b>

Fort Worth Parks, Recreation and Open Space Master Plan Citizen Survey, February 2024

36

## How do you prefer to find out about parks, recreation facilities and programs in Fort Worth?

•The Fort Worth website, emails from the City, Facebook, water bill, and NextDoor are effective means of communication to residents regarding parks and recreation facilities and programs.



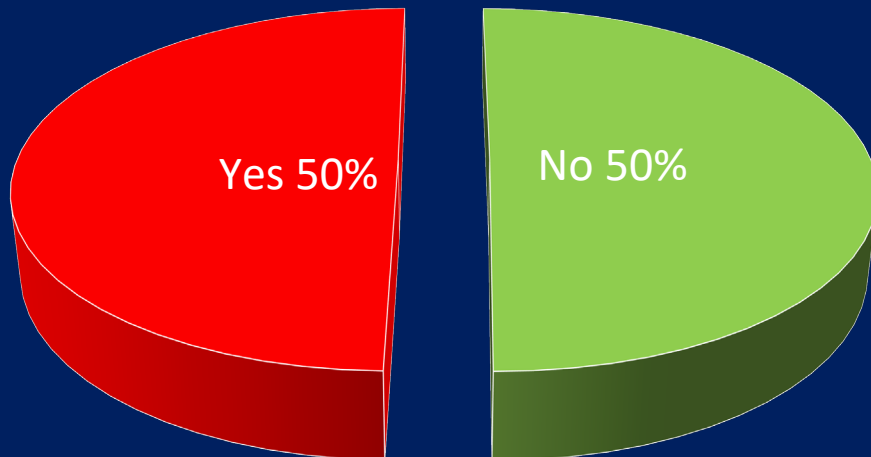
Fort Worth Parks, Recreation and Open Space Master Plan Citizen Survey, February 2024

37





## Did you know that FWPARC can be found on Facebook?



Fort Worth Parks, Recreation and Open Space Master Plan Citizen Survey, February 2024

38




## Demographics How long have you been a resident of Fort Worth?

•Mean years respondents have lived in Fort Worth is 19.1 years.



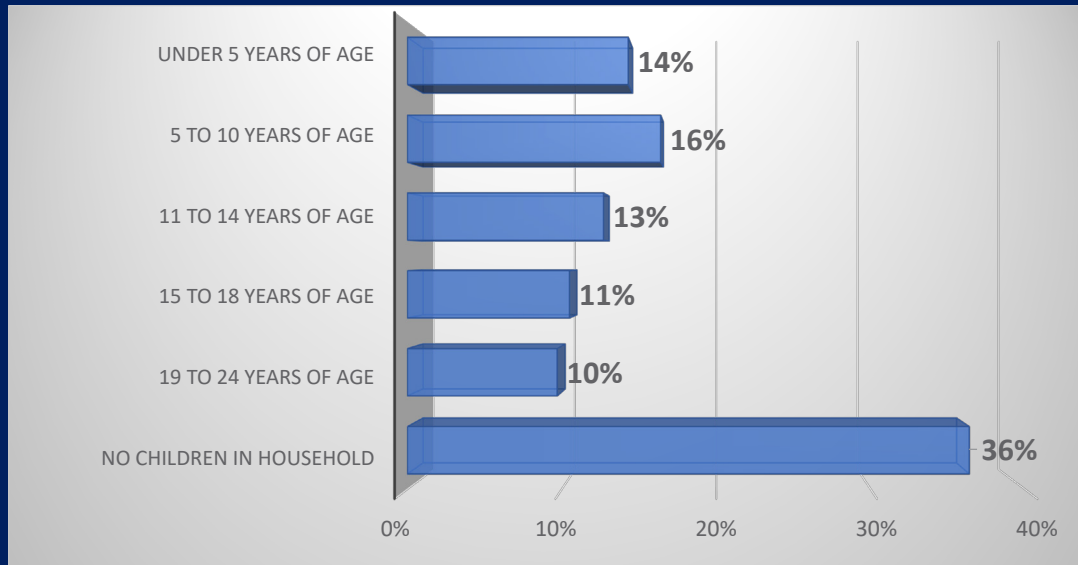
Fort Worth Parks, Recreation and Open Space Master Plan Citizen Survey, February 2024

39




## Demographics

### Which age groups are represented in your household?



Fort Worth Parks, Recreation and Open Space Master Plan Citizen Survey, February 2024

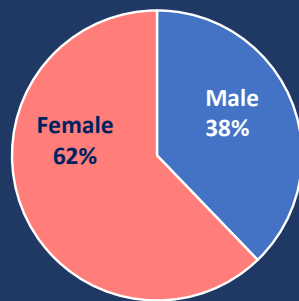
40



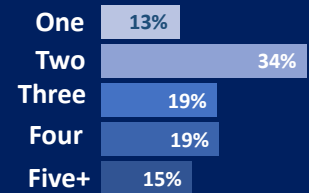
## Demographics

### Gender, Household Size, Age

Gender



Household Size




Mean Household Size 2.90

Respondent Age – Mean 47.8 years of age

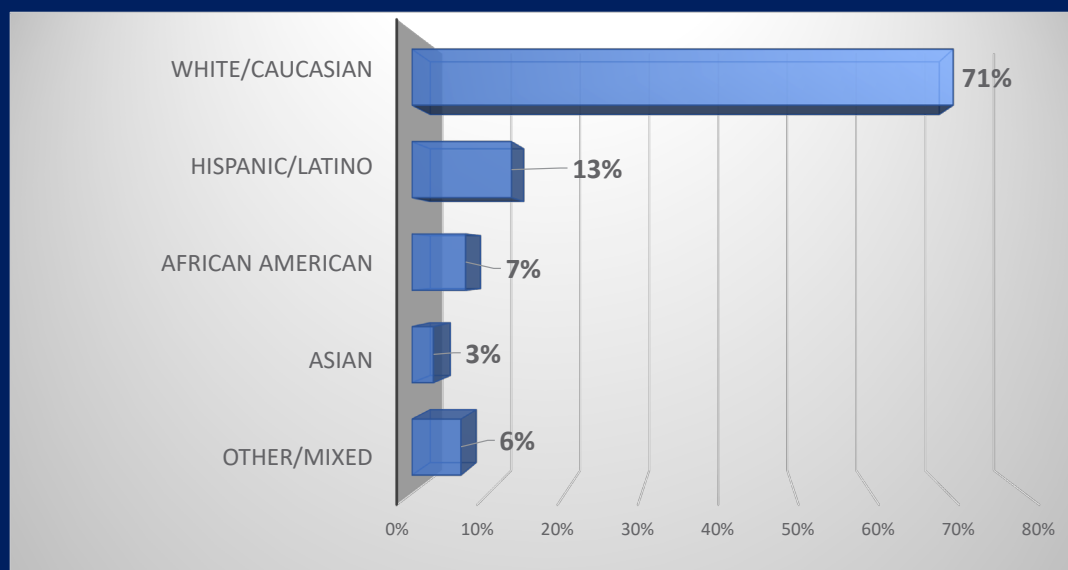


Fort Worth Parks, Recreation and Open Space Master Plan Citizen Survey, February 2024

41




## Demographics Your race/ethnicity



Fort Worth Parks, Recreation and Open Space Master Plan Citizen Survey, February 2024

42



## WHERE DO WE GO FROM HERE?

**Communicate**

- Community
- Employees

**Use results to  
inform decision  
making**

- Priorities
- Resource Allocation/  
Planning

Fort Worth Parks, Recreation and Open Space Master Plan Citizen Survey, February 2024

43



Page Left Blank Intentionally