

Today's Topics: ABCs

Overview and Things to Know:

Learning the alphabet is vital to setting your child up for early literacy skills. Letter and Sound Recognition will come next. Remember to point out letters you encounter in everyday life.

Activities We Did:

- Sang the ABCs
- Played musical letters to help us with Letter Recognition
- Found different ways we can use our finger and hands to make the letter shapes

Things to Try at Home:

Grownups help children develop alphabet knowledge when they talk about letter shapes—like similarities and differences between letters. Grownups can point out letters, especially in children's names and in family member's names. "This letter [name letter] is in your name and in your mommy's name." "An o is like a circle." "Lowercase b and d look similar but are backwards." "Lowercase l is a line, and b is a line with a 'belly.'"

Songs to Listen to:

- Alphabet Boogie by the Kiboomers
- Letter Sounds (apple apple aaa) by Barbara Milne
- Let's Sing and Dance the ABC's by Jack Hartman
- Alphabet of Nations by They Might Be Giants (for kids)



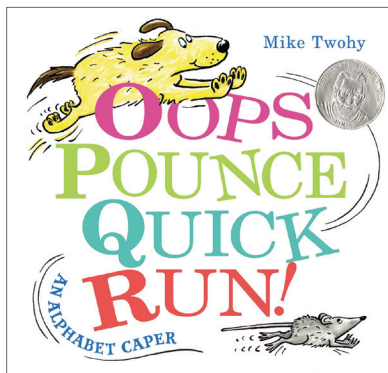






If You Want to Dive Deeper:

Grownups can help children recognize letters in print when they point letters out in favorite books and other print materials such as magazines, menus, and greeting cards; on tablet, computer, and smartphone screens (see text box); in environmental print, such as signs, charts, or labels; and in words children "write" or see others write. Early writing is both a literacy activity and a fine motor skill. Children will explore, practice, and enjoy early writing activities when grownups provide appropriate and engaging materials, opportunities, and support. Grownups can model writing for a purpose—describe what they are doing and why (e.g., "I'm writing a list so I can remember what to buy at the store"); provide writing tools—including chalk, markers, crayons, and pencils—and encourage children to use them on different types of paper and other surfaces. Encourage children to draw pictures and then write a letter, word, or scribble to describe the drawing; support children's efforts to write, even when they scribble, or make reversals or other errors, and encourage them to keep writing. Ask children about their drawings and offer to write what the children say to model writing for a purpose; and offer children opportunities to make cards, lists, or posters.

<https://nap.nationalacademies.org/read/100b7/chapter/b#49>

Books to Check Out

For the Pre-Kindergartners



For the Grownups

