

# Today's Topics: Reading Readiness

## Overview and Things to Know:

Today we talked about Reading Readiness. The best way to set your child on a successful reading trajectory is by reading to them. Point at the words as you read to them. Keep bringing them to library programs. During today's program we talked about vocabulary, print motivation, print awareness, letter knowledge, narrative skills and phonological awareness.

## Activities We Did:

- Sounding off to the Beat
- Down by the Bay
- Letter Recognition

## Things to Try at Home:

When reading a book, identify the front, back, title, author, and illustrator of a book. You can also explain what both the author and illustrator do. Have your child retell a story with details. As you drive, point out print as you see it. Incorporate that into an I spy game. Create a quiet, special place in your home for your child to read, write and draw. Keep books and other reading materials where your child can easily reach them. Help your child see that reading is important. Set a good example for your child by reading books, newspapers and magazines. Limit the amount and type of television you and your child watch. Better yet, turn off the television and spend more time cuddling and reading books with your child. The time and attention you give your child has many benefits beyond helping him or her be ready for success in school. Engage your child in reading in a way that suits them. You know your child best and you'll know the best times for your child to read. If English is an additional language, encourage reading in a child's first language, as well as in English. What matters most is that they enjoy it.

## Songs to Listen to:

- Recognizing and playing with the sounds in words: Pollywog in a Bog by Barenaked Ladies; Apples and Bananas by Raffi
- Practicing sentence structure: The Wheels on the Bus by Raffi; Old McDonald by Old Town School of Folk Music
- Cumulative songs for building narrative skills: Waiting for the Elevator by Laurie Berkner; Green Grass Grows All Around by Pete Seeger


## If You Want to Dive Deeper:

Nonfiction and informational books (such as the picture books by Gail Gibbons and Sneed Collard) offer young children a treasure chest of new and interesting words about our world. If the book has a glossary, spend some time discussing the words with your child, and as you read aloud stop as often as needed to think about new words and how they connect to what your child already knows about.


When you take a walk through your neighborhood, encourage your child to point out things she sees and to talk about them. React to her observations, ask open-ended questions (who, what, why, where, when, how), and add your own observations to encourage a lively conversation. During the walk you might want to stop and say, "Listen, what can you hear?" Or if you hear a familiar sound, stop and say, "Do you hear that knocking sound? What do you think that could be? Maybe it's a woodpecker — let's look up and see if we can spot the bird."

# Books to Check Out


## For the Pre-Kindergartners




Part of a book




Sequencing



Participatory




Story elements




Rhyming




Enjoyment of books



Sound discrimination



Magic of libraries



Phoneme manipulation

## For the Grownups

