

2.0 WASTEWATER SERVICE AREA

Chapter 395 defines the service area as the area within the corporate boundaries or extraterritorial jurisdiction, as determined under Chapter 42, of the political subdivision to be served by the capital improvements or facilities expansions specified in the capital improvements plan, except roadway facilities and storm water, drainage, and flood control facilities. The service area for Fort Worth’s wastewater system is defined as the city limits, the unincorporated existing extraterritorial jurisdiction (ETJ), and wholesale customers. The service area is the area to which wastewater service could be provided on a retail basis and to all wholesale wastewater customers. **Figure B-1** shows the entire wastewater plant service areas for the City of Fort Worth.

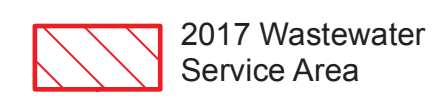




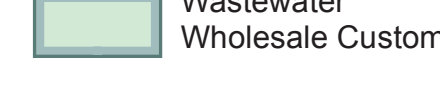


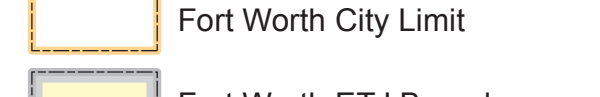
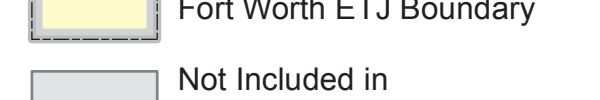
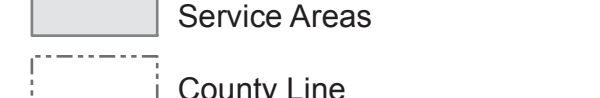

The City of Fort Worth provides wastewater service to 23 wholesale customers which make up the wastewater service area. For the purposes of this study, it is assumed that the wholesale customers will remain under contract with the City for the duration of the future planning periods (2017-2037). The wholesale customers include all or part of:

- Benbrook Water Authority
- Bethesda Water Supply Corp.
- Blue Mound
- Burleson
- Crowley
- Edgecliff Village
- Everman
- Forest Hill
- Haltom City
- Hurst
- Kennedale
- Lake Worth
- North Richland Hills
- Pantego
- Richland Hills
- River Oaks
- Saginaw
- Sansom Park
- Trinity River Authority
- Watauga
- Westover Hills
- Westworth Village
- White Settlement

The City also provides wastewater service to unincorporated areas that are not included within its limits or wholesale customers’ city limits.

FIGURE B-1 CITY OF FORT WORTH WASTEWATER PLANT SERVICE AREAS

LEGEND

-  2017 Wastewater Service Area
-  2027 Wastewater Service Area
-  2037 Wastewater Service Area
-  TRA Denton Creek
-  TRA Central
-  Wastewater Wholesale Customers
-  Road
-  Lake
-  Fort Worth City Limit
-  Fort Worth ETJ Boundary
-  Not Included in Service Areas
-  County Line



Wholesale Customer	Portion Served by Fort Worth		
	2017	2027	2037
Benbrook Water Authority ²	100%	100%	100%
Bethesda Water Supply Corp. ²	70%	70%	85%
Blue Mound ²	100%	100%	100%
Burleson ²	100%	100%	100%
Crowley ²	100%	100%	100%
Edgecliff Village ¹	100%	100%	100%
Everman ²	100%	100%	100%
Forest Hill ²	100%	100%	100%
Haltom City ¹	100%	100%	100%
Hurst	95%	95%	95%
Kennedale ²	4%	4%	4%
Lake Worth	100%	100%	100%
North Richland Hills ²	84%	84%	84%
Pantego ²	75%	75%	75%
Richland Hills ²	100%	100%	100%
River Oaks	100%	100%	100%
Saginaw	100%	100%	100%
Sansom Park ²	100%	100%	100%
Trinity River Authority ¹	0%	0%	0%
Watauga ³	100%	100%	100%
Westover Hills	100%	100%	100%
Westworth Village ²	100%	100%	100%
White Settlement ¹	100%	100%	100%

¹ Survey not received, data taken from the 2012 Impact Fee Update
² Survey received, FNI filled in missing data

